

# 中国统计年鉴

STATISTICAL YEARBOOK OF CHINA

1994

国家统计局编

Edited by  
State Statistical Bureau,  
People's Republic of China

中国统计出版社

China Statistical Publishing House

# 目 录

## CONTENTS

### 一、行政区划和自然资源

#### Chapter 1 ADMINISTRATIVE DIVISION AND NATURAL RESOURCES

|  |       |
|--|-------|
| 1-1 全国行政区划 (1993 年底) .....                         | ( 3 ) |
| ADMINISTRATIVE DIVISIONS IN CHINA (END OF 1993)    |       |
| 1-2 自然状况 .....                                     | ( 4 ) |
| NATURAL CONDITIONS                                 |       |
| 1-3 自然资源 .....                                     | ( 5 ) |
| NATURAL RESOURCES                                  |       |
| 1-4 土地状况 .....                                     | ( 6 ) |
| LAND CHARACTERISTICS                               |       |
| 1-5 主要山脉基本情况 .....                                 | ( 7 ) |
| MAIN MOUNTAIN RANGES                               |       |
| 1-6 主要河流基本情况 .....                                 | ( 8 ) |
| MAJOR RIVERS                                       |       |
| 1-7 河流流域面积 .....                                   | ( 8 ) |
| DRAINAGE AREA OF RIVERS                            |       |
| 1-8 全国内陆水面面积 .....                                 | ( 9 ) |
| INLAND WATER RAEA                                  |       |
| 1-9 海区海域及渔场面积 .....                                | ( 9 ) |
| SEA AREA AND FISHING GROUND                        |       |
| 1-10 浅海滩涂海湾可养殖面积 .....                             | ( 9 ) |
| SEASHORE LAND AREA                                 |       |
| 1-11 主要城市平均气温 (1993 年) .....                       | (10)  |
| MONTHLY AVERAGE TEMPERATURE OF MAJOR CITIES (1993) |       |
| 1-12 主要城市降水量 (1993 年) .....                        | (11)  |
| MONTHLY PRECIPITATION OF MAJOR CITIES (1993)       |       |
| 1-13 主要城市日照时数 (1993 年) .....                       | (12)  |
| MONTHLY HOURS OF SUNSHINE IN MAJOR CITIES (1993)   |       |
| 主要统计指标解释 .....                                     | (13)  |
| EXPLANATORY NOTES FOR MAJOR INDICATORS             |       |

### 二、综合

#### Chapter 2 GENERAL SURVEY

|                                     |      |
|-------------------------------------|------|
| 2-1 各部门机构数和人数 .....                 | (17) |
| GRASSROOTS UNITS AND EMPLOYMENT     |      |
| 2-2 国民经济主要指标 .....                  | (20) |
| MAIN INDICATORS OF NATIONAL ECONOMY |      |
| 2-3 国民经济主要比例关系 .....                | (26) |

PERCENTAGE OF MAJOR ECONOMIC INDICATORS

|      |  |      |
|------|--|------|
| 2-4  | 国有企业年底固定资产原值 .....   | (28) |
|      | ORIGINAL VALUE OF FIXED ASSETS OF STATE-OWNED ENTERPRISES  |      |
| 2-5  | 国有企业年底固定资产净值 .....   | (28) |
|      | NET VALUE OF FIXED ASSETS OF STATE-OWNED ENTERPRISES   |      |
| 2-6  | 国有企业固定资产基本折旧率 .....  | (29) |
|      | BASIC DEPRECIATION RATE OF FIXED ASSETS OF STATE-OWNED ENTERPRISES   |      |
| 2-7  | 国有企业年底占用定额流动资金 .....   | (29) |
|      | TARGET CIRCULATING FUNDS OF FIXED ASSETS OF STATE-OWNED ENTERPRISES  |      |
| 2-8  | 平均每天主要社会经济活动 .....   | (30) |
|      | SELECTED INDICATORS OF AVERAGE DAILY SOCIAL AND ECONOMIC ACTIVITIES  |      |
| 2-9  | 人均主要工农业产品产量 .....  | (31) |
|      | PER CAPITA OUTPUT OF MAJOR INDUSTRIAL AND MAJOR AGRICULTURAL PRODUCTS  |      |
| 2-10 | 国民生产总值和指数 .....  | (32) |
|      | GROSS NATIONAL PRODUCTS AND INDICES  |      |
| 2-11 | 国民收入 .....   | (33) |
|      | NATIONAL INCOME  |      |
| 2-12 | 国民收入指数 .....   | (34) |
|      | INDICES OF NATIONAL INCOME   |      |
| 2-13 | 分地区国内生产总值和指数 .....   | (35) |
|      | GROSS DOMESTIC PRODUCTS AND ITS INDICES BY REGION  |      |
| 2-14 | 各地区国内生产总值 (1992 年) .....   | (36) |
|      | GROSS NATIONAL PRODUCTS BY REGION (1992)   |      |
| 2-15 | 各地区国民收入 (1992 年) .....   | (38) |
|      | NATIONAL INCOME BY REGION AND SECTOR (1992)  |      |
| 2-16 | 国民收入中消费和积累比例 .....   | (40) |
|      | CONSUMPTION AND ACCUMULATION OF NATIONAL INCOME  |      |
| 2-17 | 国民收入消费额及构成 .....   | (40) |
|      | CONSUMPTION AND COMPOSITION IN NATIONAL INCOME   |      |
| 2-18 | 国民收入消费额指数 .....  | (41) |
|      | INDICES OF CONSUMPTION IN NATIONAL INCOME  |      |
| 2-19 | 国民收入积累额及构成 .....   | (41) |
|      | ACCUMULATION AND COMPOSITION IN NATIONAL INCOME  |      |
| 2-20 | 各地区国民收入消费额积累额 (1992 年) .....   | (42) |
|      | CONSUMPTION AND ACCUMULATION IN NATIONAL INCOME BY REGION AND SECTOR (1992)  |      |
| 2-21 | 国民收入、财政收支、固定资产投资之间的比例 .....  | (44) |
|      | GOVERNMENT REVENUE AND EXPENDITURES AND INVESTMENT IN FIXED ASSETS OF STATE-OWNED UNITS AS PERCENTAGE OF NATIONAL INCOME |      |
| 2-22 | 民族自治地方行政区划 (1993 年) .....  | (44) |
|      | ADMINISTRATIVE DIVISION OF MINORITY NATIONAL AUTONOMOUS AREAS (1993)   |      |
| 2-23 | 民族自治地方自然资源 .....   | (45) |
|      | NATURAL RESOURCES IN MINORITY NATIONAL AUTONOMOUS AREAS  |      |
| 2-24 | 民族自治地方人口 .....   | (45) |

## POPULATION IN MINORITY NATIONAL AUTONOMOUS AREAS

|      |  |      |
|------|--|------|
| 2-25 | 全国少数民族分部的主要地区 .....  | (46) |
|      | GEOGRAPHIC DISTRIBUTION OF MINORITY NATIONALITIES  |      |
| 2-26 | 民族自治地方经济和少数民族文化教育 .....  | (47) |
|      | MAIN ECONOMIC INDICATORS OF MINORITY NATIONALITY AUTONOMOUS AREAS<br>AND EDUCATION AND PUBLICATIONS FOR MINORITY NATIONALITIES |      |
| 2-27 | 民族自治地方主要经济指标发展速度 .....   | (48) |
|      | INDICES OF MAIN ECONOMIC INDICATORS OF MINORITY NATIONALITY<br>AUTONOMOUS AREAS  |      |
|      | 主要统计指标解释 .....   | (49) |
|      | EXPLANATORY NOTES FOR MAJOR INDICATORS   |      |

## 三、人口

### Chapter 3 POPULATION

|      |   |      |
|------|---|------|
| 3-1  | 人口数及构成(年底数) .....   | (59) |
|      | POPULATION AND IT'S COMPOSITION (YEAR-END)  |      |
| 3-2  | 人口出生率、死亡率、自然增长率 .....   | (59) |
|      | BIRTH RATE, DEATH AND NATURAL GROWTH RATE OF POPULATION   |      |
| 3-3  | 各地区总人口和出生率、死亡率、自然增长率(1993年) .....   | (60) |
|      | TOTAL POPULATION AND BIRTH RATE, DEATH RATE AND NATURAL GROWTH<br>RATE OF POPULATION BY REGION (1993) |      |
| 3-4  | 四次全国人口普查人口基本情况 .....  | (61) |
|      | BASIC STATISTICS ON THE FOURTH NATIONAL POPULATION CENSUS   |      |
| 3-5  | 各地区按婚姻状况分的人口数 .....   | (62) |
|      | POPULATION BY MARITAL STATUS AND BY REGION  |      |
| 3-6  | 职业大类人口分性别的婚姻状况 .....  | (64) |
|      | MARITAL STATUS OF EMPLOYED POPULATION BY SEX  |      |
| 3-7  | 各种文化程度人口分性别的婚姻状况 .....  | (64) |
|      | MARITAL STATUS OF POPULATION BY EDUCATIONAL LEVEL AND SEX   |      |
| 3-8  | 各民族人口分性别的婚姻状况 .....   | (66) |
|      | MARITAL STATUS OF POPULATION BY NATIONALITY AND SEX   |      |
| 3-9  | 生育双胞胎妇女人数和比重(1989年) .....   | (68) |
|      | NUMBER OF WOMEN BEARING TWINS AND COMPOSITION BY REGION (1989)  |      |
| 3-10 | 分年龄的生育双胞胎妇女人数和比重(1989年) .....   | (69) |
|      | NUMBER OF WOMEN AT BEARING TWINS AND COMPOSITION BY REGION (1989)                                     |      |
| 3-11 | 按月分布的出生人口数(1989年) .....   | (70) |
|      | POPULATION BORN BY MONTH (1989)   |      |
| 3-12 | 育龄妇女平均初婚年龄 .....  | (72) |
|      | AVERAGE AGE OF FIRST MARRIAGE OF WOMEN AT CHILDBEARING AGE  |      |
| 3-13 | 分年龄的育龄妇女生育孩次状况(1993年) .....   | (73) |
|      | STATE OF BEARING CHILDREN FOR WOMEN AT CHILDBEARING AGE BY<br>AGE (1993)                              |      |
| 3-14 | 各地区户规模(1993年) .....   | (74) |
|      | NUMBER OF MEMBERS PER HOUSEHOLD BY REGION (1993)  |      |
| 3-15 | 有65岁及65岁以上老年人的家庭数 .....   | (75) |
|      | NUMBER OF MEMBERS PER HOUSEHOLDS AGE 65 AND OVER  |      |





|      |  |       |
|------|--|-------|
|      | TOTAL WAGES FOR STAFF AND WORKERS AND PERCENTAGE                                   |       |
| 4-21 | 职工工资总额指数 .....   | (109) |
|      | TOTAL WAGE INDICES OF STAFF AND WORKERS  |       |
| 4-22 | 分行业职工工资总额 .....  | (110) |
|      | TOTAL WAGES OF STAFF AND WORKERS BY SECTOR   |       |
| 4-23 | 职工工资增长情况 .....   | (112) |
|      | WAGE INCREASES FOR STAFF AND WORKERS   |       |
| 4-24 | 分细行业职工工资总额 (1993) .....  | (113) |
|      | TOTAL WAGES OF STAFF AND WORKERS BY SECTOR (1993)                                  |       |
| 4-25 | 国有单位职工工资总额构成 .....   | (115) |
|      | TOTAL WAGES OF STAFF AND WORKERS IN STATE-OWNED UNITS                              |       |
| 4-26 | 国有单位分行业职工工资总额构成 (1993年) .....  | (115) |
|      | TOTAL WAGES OF STAFF AND WORKERS IN STATE-OWNED UNITS BY SECTOR (1993)             |       |
| 4-27 | 国有经济单位分行业职工工资总额 .....  | (116) |
|      | TOTAL WAGES OF STAFF AND WORKERS IN STATE-OWNED UNITS BY SECTOR                    |       |
| 4-28 | 城镇集体经济单位分行业职工工资总额 .....  | (118) |
|      | TOTAL WAGES OF STAFF AND WORKERS IN URBAN COLLECTIVE-OWNED UNITS BY SECTOR         |       |
| 4-29 | 其他经济单位分行业职工工资总额 .....  | (120) |
|      | TOTAL WAGES OF STAFF AND WORKERS IN OTHER ECONOMIC UNITS BY SECTOR                 |       |
| 4-30 | 职工平均工资及指数 .....  | (121) |
|      | AVERAGE ANNUAL WAGE OF STAFF AND WORKERS AND RELATED INDICES                       |       |
| 4-31 | 分行业职工平均工资 .....  | (122) |
|      | AVERAGE ANNUAL WAGE OF STAFF AND WORKERS BY SECTOR                                 |       |
| 4-32 | 分细行业职工平均工资 (1993年) .....   | (124) |
|      | AVERAGE ANNUAL WAGE OF STAFF AND WORKERS BY SECTOR (1993)                          |       |
| 4-33 | 国有经济单位分行业职工平均工资 .....  | (126) |
|      | AVERAGE ANNUAL WAGE OF STAFF AND WORKERS IN STATE-OWNED UNITS BY SECTOR            |       |
| 4-34 | 城镇集体经济单位分行业职工平均工资 .....  | (128) |
|      | AVERAGE ANNUAL WAGE OF STAFF AND WORKERS IN URBAN COLLECTIVE-OWNED UNITS BY SECTOR |       |
| 4-35 | 其他经济单位分行业职工平均工资 .....  | (130) |
|      | AVERAGE ANNUAL WAGE OF STAFF AND WORKERS IN OTHER ECONOMY UNITS BY SECTOR          |       |
|      | 主要统计指标解释 .....   | (131) |
|      | EXPLANATORY NOTES FOR MAJOR INDICATORS   |       |

## 五、固定资产投资

### Chapter 5 INVESTMENT IN FIXED ASSETS

|     |  |       |
|-----|--|-------|
| 5-1 | 全社会固定资产投资 .....                                      | (139) |
|     | TOTAL INVESTMENT IN FIXED ASSETS                     |       |
| 5-2 | 按经济类型分的全社会固定资产投资 (1993年) .....                       | (140) |
|     | TOTAL INVESTMENT IN FIXED ASSETS BY OWNERSHIP (1993) |       |

|      |   |       |
|------|---|-------|
| 5-3  | 按经济类型分的各地区全社会固定资产投资 (1993年)   | (142) |
|      | TOTAL INVESTMENT IN FIXED ASSETS BY OWNERSHIP AND REGION (1993)   |       |
| 5-4  | 国有单位固定资产投资  | (144) |
|      | TOTAL INVESTMENT IN FIXED ASSETS OF STATE-OWNED UNITS   |       |
| 5-5  | 国有单位按各种分组的固定资产投资  | (145) |
|      | INVESTMENT IN FIXED ASSETS OF STATE-OWNED UNITS   |       |
| 5-6  | 按资金来源和隶属关系分的基本建设投资  | (146) |
|      | CAPITAL CONSTRUCTION INVESTMENT OF STATE-OWNED UNITS BY SOURCE OF FINANCE AND ADMINISTRATIVE RELATIONSHIP                                     |       |
| 5-7  | 按构成和建设性质分的基本建设投资  | (147) |
|      | CAPITAL CONSTRUCTION INVESTMENT OF STATE-OWNED UNITS BY USES OF FUNDS AND TYPE OF CONSTRUCTION  |       |
| 5-8  | 国民经济各行业按建设性质分的基本建设投资 (1993年)  | (148) |
|      | CAPITAL CONSTRUCTION INVESTMENT OF STATE-OWNED UNITS BY TYPE OF CONSTRUCTION AND BY SECTOR (1993)   |       |
| 5-9  | 按国民经济行业分的基本建设投资 (1993年)   | (150) |
|      | CAPITAL CONSTRUCTION INVESTMENT OF STATE-OWNED UNITS BY SETOR (1993)  |       |
| 5-10 | 基本建设投资项目  | (152) |
|      | CAPITAL CONSTRUCTION PROJECTS OF STATE-OWNED UNITS  |       |
| 5-11 | 基本建设房屋建筑面积  | (153) |
|      | FLOOR SPACE OF BUILDINGS OF STATE-OWNED UNITS THROUGH CAPITAL CONSTRUCTION  |       |
| 5-12 | 国民经济各行业基本建设新增固定资产 (1993年)   | (154) |
|      | NEWLY INCREASED FIXED ASSETS OF STATE-OWNED UNITS THROUGH CAPITAL CONSTRUCTION BY SECTOR (1993)   |       |
| 5-13 | 按资金来源分的更新改造投资和新增固定资产  | (156) |
|      | TECHNICAL UPDATES AND TRANSFORMATION INVESTMENT BY SOURCES OF INVESTMENT AND NEWLY INCREASED FIXED ASSETS OF STATE-OWNED UNITS                |       |
| 5-14 | 按构成和建设性质分的更新改造投资  | (157) |
|      | TECHNICAL UPDATES AND TRANSFORMATION INVESTMENT OF STATE-OWNED UNITS BY USES OF FUNDS AND TYPE OF CONSTRUCTION                                |       |
| 5-15 | 按国民经济行业分的更新改造投资 (1993年)   | (158) |
|      | TECHNICAL UPDATES AND TRANSFORMATION INVESTMENT OF STATE-OWNED UNITS BY SETOR (1993)  |       |
| 5-16 | 国民经济各行业按建设性质分的更新改造投资 (1993年)  | (160) |
|      | TECHNICAL UPDATES AND TRANSFORMATION INVESTMENT OF STATE-OWNED UNITS BY TYPE OF CONSTRUCTION AND SECTOR (1993)                                |       |
| 5-17 | 按国民经济行业分的更新改造新增固定资产 (1993年)   | (162) |
|      | NEWLY INCREASED FIXED ASSETS OF STATE-OWNED UNITS THROUGH TECHNICAL UPDATES AND TRANSFORMATION BY SECTOR (1993)                               |       |
| 5-18 | 国民经济各行业基本建设和更新改造施工、投产项目个数和新增固定资产 (1993年)  | (164) |
|      | CAPITAL CONSTRUCTION AND TECHNICAL UPDATES AND TRANSFORMATION PROJECTS AND NEWLY INCREASED FIXED ASSETS OF STATE-OWNED UNITS BY SECTOR (1993) |       |
| 5-19 | 各地区基本建设和更新改造施工、投资项目个数和新增固定资产 (1993年)  | (170) |

CAPITAL CONSTRUCTION AND TECHNICAL UPDATES AND TRANSFORMATION  
PROJECTS AND NEWLY INCREASED FIXED ASSETS OF STATE-OWNED UNITS BY  
REGION (1993)

|      |  |       |
|------|--|-------|
| 5-20 | 大中型工业企业更新改造项目个数、投资和新增固定资产 (1993年)  | (172) |
|      | NUMBER OF PROJECTS, INVESTMENT AND NEWLY INCREASED FIXED ASSETS<br>THROUGH TECHNICAL UPDATES AND TRANSFORMATION PROJECTS OF STATE-<br>OWNED LARGE AND MEDIUM INDUSTRIAL ENTERPRISES BY BRANCH (1993) |       |
| 5-21 | 各地区大中型工业企业更新改造项目个数、投资和新增固定资产 (1993年)   | (174) |
|      | NUMBER OF PROJECTS, INVESTMENT AND NEWLY INCREASED FIXED ASSETS<br>THROUGH TECHNICAL UPDATES AND TRANSFORMATION PROJECTS OF STATE-<br>OWNED LARGE AND MEDIUM INDUSTRIAL ENTERPRISES BY REGION (1993) |       |
| 5-22 | 更新改造新增主要产品生产能力   | (175) |
|      | NEWLY INCREASED PRODUCTION CAPACITY OF STATE-OWNED UNITS THROUGH<br>TECHNICAL UPDATES AND TRANSFORMATION   |       |
| 5-23 | 按用途分的更新改造投资和房屋建筑面积   | (177) |
|      | TECHNICAL UPDATES AND TRANSFORMATION INVESTMENT OF STATE-<br>OWNED UNITS FOR CONSTRUCTION AND FLOOR SPACE IN BUILDINGS   |       |
| 5-24 | 城镇集体单位各行业固定资产投资和新增固定资产 (1993年)   | (177) |
|      | INVESTMENT IN FIXED ASSETS OF URBAN COLLECTIVE-OWNED UNITS (1993)  |       |
| 5-25 | 各地区城镇集体单位按国民经济行业分的固定资产投资 (1993年)   | (178) |
|      | INVESTMENT IN FIXED ASSETS OF URBAN COLLECTIVE-OWNED UNITS BY<br>SECTOR AND BY REGION (1993)   |       |
| 5-26 | 各地区城镇集体单位按构成成分的固定资产投资和房屋建筑面积 (1993年)   | (180) |
|      | INVESTMENT IN FIXED ASSETS OF URBAN COLLECTIVE-OWNED UNITS BY<br>USE OF FUNDS AND FLOOR SPACE OF BUILDINGS BY REGION (1993)  |       |
| 5-27 | 城镇和工矿区个人建房   | (181) |
|      | BUILDING CONSTRUCTION BY INDIVIDUALS IN CITIES AND TOWNS AND IN<br>INDUSTRIAL AND MINING AREAS   |       |
| 5-28 | 农村个人固定资产投资和建房  | (182) |
|      | INDIVIDUAL INVESTMENT IN FIXED ASSETS AND BUILDING CONSTRUCTION<br>IN RURAL AREAS  |       |
|      | 主要统计指标解释   | (183) |
|      | EXPLANATORY NOTES FOR MAJOR INDICATORS   |       |

六、能源生产和消费

Chapter 6 PRODUCTION AND CONSUMPTION OF ENERGY

|     |   |       |
|-----|---|-------|
| 6-1 | 能源生产总量及构成                                   | (193) |
|     | TOTAL PRODUCTION AND COMPOSITION OF ENERGY  |       |
| 6-2 | 能源消费总量及构成                                   | (193) |
|     | TOTAL CONSUMPTION AND COMPOSITION OF ENERGY |       |
| 6-3 | 综合能源平衡表                                     | (194) |
|     | OVERALL ENERGY SUPPLY AND CONSUMPTION       |       |
| 6-4 | 煤炭平衡表                                       | (195) |
|     | COAL BALANCE SHEET                          |       |
| 6-5 | 石油平衡表                                       | (196) |

|   |                                 |
|---|---------------------------------|
| OIL BALANCE SHEET   |                                 |
| 6-6   | 电力平衡表 ..... (197)               |
| ELECTRICITY BALANCE SHEET   |                                 |
| 6-7   | 分行业能源消费总量和主要能源品种消费量 ..... (198) |
| TOTAL ENERGY CONSUMPTION BY SECTOR AND MAIN ENERGY CONSUMPTION CATEGORY |                                 |
| 6-8   | 能源生产弹性系数 ..... (202)            |
| ELASTICITY OF ENERGY PRODUCTION   |                                 |
| 6-9   | 能源消费弹性系数 ..... (202)            |
| ELASTICITY OF ENERGY CONSUMPTION  |                                 |
| 6-10  | 能源加工转换效率 ..... (203)            |
| EFFICIENCY OF ENERGY CONVERSION   |                                 |
| 6-11  | 平均每天各种能源消费量 ..... (203)         |
| AVERAGE DAILY ENERGY CONSUMPTION BY ENERGY TYPE                         |                                 |
| 6-12  | 分品种生活能源年消费总量 ..... (204)        |
| AVERAGE ANNUAL PERSONAL OR PRIVATE ENERGY CONSUMPTION BY TYPE           |                                 |
| 6-13  | 每人年平均生活用能源 ..... (204)          |
| AVERAGE ANNUAL PERSONAL OR PRIVATE ENERGY CONSUMPTION PER CAPITA        |                                 |
| 主要统计指标解释 ..... (205)  |                                 |
| EXPLANATORY NOTES FOR MAJOR INDICATORS                                  |                                 |

## 七、财政

### Chapter 7 PUBLIC FINANCE

|   |                               |
|---|-------------------------------|
| 7-1   | 国家财政收支总额及指数 ..... (213)       |
| TOTAL GOVERNMENT REVENUE AND EXPENDITURES AND RELEVANT INDICES      |                               |
| 7-2   | 国家财政收支平衡表 (1993年) ..... (214) |
| BALANCE SHEET OF GOVERNMENT REVENUE AND EXPENDITURES (1993)         |                               |
| 7-3   | 国家财政分部门收入 ..... (215)         |
| GOVERNMENT REVENUE BY SECTOR  |                               |
| 7-4   | 国家财政分经济类型收入 ..... (215)       |
| GOVERNMENT REVENUE BY OWNERSHIP                                     |                               |
| 7-5   | 国家财政分项目收入 ..... (216)         |
| GOVERNMENT REVENUE BY SOURCE  |                               |
| 7-6   | 各项税收 ..... (216)              |
| GOVERNMENT TAX REVENUE  |                               |
| 7-7   | 国家财政分项目支出 ..... (217)         |
| GOVERNMENT EXPENDITURES BY ACCOUNT ITEM                             |                               |
| 7-8   | 国家财政分费用类别支出 ..... (218)       |
| GOVERNMENT EXPENDITURES BY GENERAL CATEGORIES                       |                               |
| 7-9   | 国家用于教育支出 ..... (218)          |
| GOVERNMENT EXPENDITURES ON EDUCATION                                |                               |
| 7-10  | 国家财政用于农业的支出 ..... (219)       |
| GOVERNMENT EXPENDITURES ON AGRICULTURE                              |                               |
| 7-11  | 国家财政用于抚恤和社会福利支出 ..... (219)   |
| GOVERNMENT EXPENDITURES ON PENSIONS AND SOCIAL WELFARE RELIEF FUNDS |                               |

|      |   |       |
|------|---|-------|
| 7-12 | 各时期中央财政和地方财政收支总额 .....  | (220) |
|      | TOTAL REVENUE AND EXPENDITURES OF CENTRAL AND LOCAL GOVERNMENTS           |       |
| 7-13 | 中央和地方预算外资金收支 .....  | (220) |
|      | EXTRA-BUDGETARY REVENUE AND EXPENDITURES OF CENTRAL AND LOCAL GOVERNMENTS |       |
| 7-14 | 国家预算收入、全国预算外资金收入 .....  | (221) |
|      | GOVERNMENT BUDGETARY AND EXTRA-BUDGETARY REVENUE                          |       |
| 7-15 | 全国预算外资金支出 .....   | (221) |
|      | EXTRA-BUDGETARY EXPENDITURES BY ITEM                                      |       |
| 7-16 | 财政价格补贴 .....  | (222) |
|      | GOVERNMENT PRICE SUBSIDIES  |       |
| 7-17 | 国家债务收入、支出 .....   | (222) |
|      | GOVERNMENT DEBT FINANCE   |       |
| 7-18 | 国家外债余额 .....  | (223) |
|      | BALANCES OF FOREIGN DEBT  |       |
| 7-19 | 外债风险指标 .....  | (223) |
|      | FOREIGN DEBT FOR RISK   |       |
|      | 主要统计指标解释 .....  | (224) |
|      | EXPLANATORY NOTES FOR MAJOR INDICATORS                                    |       |

## 八、物价指数

### Chapter 8 PRICE INDICES

|      |   |       |
|------|---|-------|
| 8-1  | 各种物价总指数 .....   | (231) |
|      | OVERALL PRICE INDICES   |       |
| 8-2  | 各种物价总指数 .....   | (231) |
|      | OVERALL PRICE INDICES   |       |
| 8-3  | 零售物价分类指数 .....  | (232) |
|      | OVERALL RETAIL PRICE INDICES BY CATEGORY OF COMMODITIES       |       |
| 8-4  | 全国零售物价分类指数 .....  | (235) |
|      | OVERALL RETAIL PRICE INDICES BY CATEGORY OF COMMODITIES       |       |
| 8-5  | 城镇零售物价分类指数 .....  | (235) |
|      | URBAN OVERALL RETAIL PRICE INDICES BY CATEGORY OF COMMODITIES |       |
| 8-6  | 城镇零售物价分类指数 .....  | (236) |
|      | URBAN OVERALL RETAIL PRICE INDICES BY CATEGORY OF COMMODITIES |       |
| 8-7  | 农村零售物价分类指数 .....  | (237) |
|      | RURAL OVERALL RETAIL PRICE INDICES BY CATEGORY OF COMMODITIES |       |
| 8-8  | 农村零售物价分类指数 .....  | (238) |
|      | RURAL OVERALL RETAIL PRICE INDICES BY CATEGORY OF COMMODITIES |       |
| 8-9  | 居民消费价格分类指数 .....  | (240) |
|      | OVERALL RESIDENTS CONSUMER PRICE INDICES BY CATEGORY          |       |
| 8-10 | 城镇居民消费价格分类指数 .....  | (241) |
|      | OVERALL URBAN RESIDENTS CONSUMER PRICE INDEX BY CATEGORY      |       |
| 8-11 | 农村居民消费价格分类指数 .....  | (242) |
|      | OVERALL FARMERS CONSUMER PRICE INDEX BY CATEGORY              |       |
| 8-12 | 各地区固定资产投资价格指数 .....   | (243) |

PRICE INDICES OF INVESTMENT IN FIXED ASSETS BY REGION

|      |   |       |
|------|---|-------|
| 8-13 | 农副产品收购价格分类指数 .....  | (244) |
|      | OVERALL FARM AND SIDELINE PRODUCTS PURCHASING PRICE INDICES BY<br>CATEGORY OF COMMODITIES |       |
| 8-14 | 农副产品收购价格分类指数 .....  | (245) |
|      | OVERALL FARM AND SIDELINE PRODUCTS PURCHASING PRICE INDICES BY<br>CATEGORY OF COMMODITIES |       |
| 8-15 | 分行业工业品出厂价格指数 .....  | (246) |
|      | INDUSTRIAL PRODUCTS PRODUCER PRICE INDICES BY CATEGORY<br>OF COMMODITIES                  |       |
| 8-16 | 工业品出厂价格分类指数 .....   | (248) |
|      | INDUSTRIAL PRODUCTS PRODUCER PRICE INDICES  |       |
|      | 主要统计指标解释 .....  | (249) |
|      | EXPLANATORY NOTES FOR MAJOR INDICATORS  |       |

九、人民生活

Chapter 9 PEOPLE'S LIVELIHOOD

|       |  |       |
|-------|--|-------|
| 9-1   | 人民物质文化生活提高情况 .....   | (255) |
|       | IMPROVEMENT IN PEOPLE'S MATERIAL AND CULTURAL LIFE   |       |
| 9-2   | 居民消费水平 .....   | (256) |
|       | PER CAPITA CONSUMPTION   |       |
| 9-3   | 消费品平均每人生活消费量 .....   | (257) |
|       | PER CAPITA CONSUMPTION OF SELECTED CONSUMER GOODS  |       |
| 9-4   | 耐用消费品年底社会拥有量 .....   | (258) |
|       | POSSESSION OF MAJOR DURABLE CONSUMER GOODS   |       |
| 9-5   | 全国城乡储蓄存款年末余额 .....   | (258) |
|       | SAVINGS DEPOSIT BALANCE  |       |
| 9-6   | 城镇居民家庭基本情况 .....   | (259) |
|       | BASIC INDICATORS OF URBAN HOUSEHOLDS FROM SAMPLE SURVEY  |       |
| 9-7   | 城镇居民家庭基本情况 (1993年) .....   | (260) |
|       | BASIC INDICATORS OF URBAN HOUSEHOLD INCOME AND EXPENDITURES (1993)   |       |
| ✓ 9-8 | 城镇居民家庭平均每人全年消费性支出及构成 (1993年) .....   | (260) |
|       | URBAN HOUSEHOLD ANNUAL LIVING EXPENDITURES PER CAPITA BY<br>PERCENTILE OF HOUSEHOLDS (1993)                            |       |
| 9-9   | 城镇居民家庭平均每人全年购买的主要商品数量 .....  | (262) |
|       | URBAN HOUSEHOLD ANNUAL PER CAPITA PURCHASES OF MAJOR<br>COMMODITIES  |       |
| 9-10  | 城镇居民家庭平均每百户年底耐用消费品拥有量 .....  | (262) |
|       | URBAN HOUSEHOLD YEAR-END OWNERSHIP OF MAJOR DURABLE CONSUMER<br>GOODS PER 100 HOUSEHOLDS                               |       |
| 9-11  | 按收入等级分的城镇居民家庭平均每人全年购买商品数量 (1993年) .....  | (263) |
|       | URBAN HOUSEHOLD ANNUAL PER CAPITA PURCHASES OF MAJOR<br>COMMODITIES BY PERCENTILE OF HOUSEHOLDS (1993)                 |       |
| 9-12  | 按收入等级分的城镇居民家庭平均每百户年底耐用消费品拥有量 (1993年) .....   | (264) |
|       | URBAN HOUSEHOLD YEAR-END POSSESSION OF DURABLE CONSUMER GOODS<br>PER 100 HOUSEHOLDS BY PERCENTILE OF HOUSEHOLDS (1993) |       |

|      |  |       |
|------|--|-------|
| 9-13 | 各地区城镇居民平均每人全年家庭收入来源 (1993年)  | (265) |
|      | URBAN HOUSEHOLD ANNUAL PER CAPITA SOURCES OF INCOME<br>BY REGION (1993)                                    |       |
| 9-14 | 各地区城镇居民家庭平均每人全年生活费支出 (1993年)   | (266) |
|      | URBAN HOUSEHOLD ANNUAL PER CAPITA LIVING EXPENDITURES<br>BY REGION (1993)                                  |       |
| 9-15 | 各地区城镇居民家庭平均每百户年底主要消费品拥有量 (1993年)   | (272) |
|      | URBAN HOUSEHOLD YEAR-END POSSESSION OF MAJOR DURABLE CONSUMER<br>GOODS PER 100 HOUSEHOLDS BY REGION (1993) |       |
| 9-16 | 农村居民家庭基本情况   | (276) |
|      | BASIC INDICATORS OF RURAL HOUSEHOLDS   |       |
| 9-17 | 农村居民家庭平均每人总收入和纯收入  | (277) |
|      | ANNUAL PER CAPITA REVENUE AND NET INCOME OF RURAL HOUSEHOLDS   |       |
| 9-18 | 各地区农村居民家庭平均每人纯收入   | (278) |
|      | RURAL HOUSEHOLD PER CAPITA NET INCOME BY REGION  |       |
| 9-19 | 各地区农村居民家庭平均每人按来源分的纯收入 (1993年)  | (279) |
|      | RURAL HOUSEHOLD NET INCOME PER CAPITA BY SOURCE AND REGION (1993)  |       |
| 9-20 | 农村居民家庭平均每人生活消费支出   | (280) |
|      | PER CAPITA RURAL HOUSEHOLD LIVING EXPENDITURES   |       |
| 9-21 | 各地区农村居民家庭平均每人生活消费支出 (1993年)  | (281) |
|      | RURAL HOUSEHOLD PER CAPITA LIVING EXPENDITURES BY REGION (1993)  |       |
| 9-22 | 各地区农村居民家庭平均每人生活消费现金支出 (1993年)  | (282) |
|      | RURAL HOUSEHOLD PER CAPITA LIVNG CASH EXPENDITURES BY REGION (1993)  |       |
| 9-23 | 各地区农村居民家庭平均每人主要食品消费量 (1993年)   | (283) |
|      | RURAL HOUSEHOLD PER CAPITA CONSUMPTION ON MAJOR FOOD<br>BY REGION (1993)                                   |       |
| 9-24 | 各地区农村居民家庭平均每人主要衣着消费量 (1993年)   | (284) |
|      | RURAL HOUSEHOLD PER CAPITA CONSUMPTION ON CLOTHING BY REGION (1993)  |       |
| 9-25 | 农村居民家庭平均每人主要消费品消费量   | (285) |
|      | RURAL HOUSEHOLD PER CAPITA CONSUMPTION ON MAJOR CONSUMER GOODS   |       |
| 9-26 | 农村居民家庭平均每百户年底耐用消费品拥有量  | (285) |
|      | RURAL HOUSEHOLD YEAR-END POSSESSION OF DURABLE CONSUMER<br>GOODS PER 100 HOUSEHOLDS                        |       |
| 9-27 | 各地区农村居民家庭平均每百户主要耐用消费品拥有量 (1993年底)  | (286) |
|      | RURAL HOUSEHOLD YEAR-END POSSESSION OF DURABLE CONSUMER<br>GOODS PER 100 HOUSEHOLDS BY REGION (1993)       |       |
| 9-28 | 城乡新建住宅面积和居民居住情况  | (288) |
|      | LIVING CONDITIONS OF URBAN AND RURAL RESIDENTS   |       |
| 9-29 | 农民家庭房屋使用情况   | (288) |
|      | RURAL HOUSEHOLD LIVING CONDITIONS  |       |
|      | 主要统计指标解释   | (289) |
|      | EXPLANATORY NOTES FOR MAJOR INDICATORS   |       |

## 十、城市概况

### Chapter 10 GENERAL SURVEY OF CITIES

|      |               |       |
|------|---------------|-------|
| 10-1 | 全国城市数 (1993年) | (295) |
|------|---------------|-------|



|                                  |  |
|----------------------------------|--|
| NUMBER OF NATIONAL CITIES (1993) |  |
| 10-2                             | 城市社会经济主要指标 (1993年) ..... (296)   |
|                                  | MAIN SOCIAL AND ECONOMIC INDICATORS OF TOTAL CITIES (1993)   |
| 10-3                             | 按人口分组的城市社会经济主要指标 (1993年) ..... (300)   |
|                                  | MAIN SOCIAL AND ECONOMIC INDICATORS OF CITIES BY POPULATION (1993)   |
| 10-4                             | 按人口分组的城市社会经济主要指标 (1993年) ..... (304)   |
|                                  | MAIN SOCIAL AND ECONOMIC INDICATORS OF CITIES BY POPULATION (1993)   |
| 10-5                             | 14个沿海开放城市和4个经济特区城市社会经济指标 (1993年) ..... (308)   |
|                                  | MAIN SOCIAL AND ECONOMIC INDICATORS OF 14 OPEN COASTAL CITIES<br>AND 4 CITIES IN SPECIAL ECONOMIC ZONES (1993) |
| 10-6                             | 省会城市和计划单列市主要经济指标 (1993年) ..... (310)   |
|                                  | MAIN SOCIAL AND ECONOMIC INDICATORS OF PROVINCIAL CAPITAL<br>CITIES AND SEPARATE PLANNING CITIES (1993)        |
| 10-7                             | 城市公用事业基本情况 ..... (312)   |
|                                  | BASIC STATISTICS ON URBAN PUBLIC UTILITIES   |
| 10-8                             | 主要城市房屋建筑及住房情况 (1993年) ..... (313)  |
|                                  | BASIC STATISTICS ON MAIN CITY BUILDINGS AND HOUSING (1993)   |
| 10-9                             | 主要城市自来水情况 (1993年) ..... (314)  |
|                                  | BASIC STATISTICS ON MAIN CITY TAP WATER (1993)   |
| 10-10                            | 主要城市煤气、液化石油气、天然气情况 (1993年) ..... (315)   |
|                                  | BASIC STATISTICS ON MAIN CITY GAS, LIQUEFIED PETROLEUM GAS AND<br>NATURAL GAS (1993)                           |
| 10-11                            | 主要城市集中供热情况 (1993年) ..... (316)   |
|                                  | BASIC STATISTICS ON MAIN CITY HEAT SUPPLY (1993)   |
| 10-12                            | 主要城市市政工程情况 (1993年) ..... (317)   |
|                                  | BASIC STATISTICS ON MAIN MUNICIPAL ENGINEERING (1993)  |
| 10-13                            | 主要城市公共汽(电)车、出租汽车情况 (1993年) ..... (318)   |
|                                  | BASIC STATISTICS ON MAIN CITY PUBLIC BUSES, TROLLEY BUSES AND<br>TAXIS (1993)                                  |
| 10-14                            | 主要城市园林绿化情况 (1993年) ..... (319)   |
|                                  | BASIC STATISTICS ON MAIN CITY PARK, GARDENS AND GREEN AREAS (1993)   |
| 10-15                            | 主要城市公共卫生情况 (1993年) ..... (320)   |
|                                  | BASIC STATISTICS ON MAIN URBAN SANITATION (1993)   |
| 10-16                            | 主要城市设施水平 (1993年) ..... (321)   |
|                                  | MAIN URBAN PUBLIC FACILITIES (1993)  |
|                                  | 主要统计指标解释 ..... (322)   |
|                                  | EXPLANATORY NOTES FOR MAJOR INDICATORS   |

## 十一、农业

### Chapter 11 AGRICULTURE

|      |                                |
|------|--------------------------------|
| 11-1 | 农村基层组织情况 ..... (327)           |
|      | BASIC RURAL UNITS              |
| 11-2 | 乡村劳动力 ..... (328)              |
|      | RURAL SOCIAL LABOR FORCE       |
| 11-3 | 耕地面积 (1993年) ..... (329)       |
|      | AREAS UNDER CULTIVATION (1993) |

|       |  |       |
|-------|--|-------|
| 11-4  | 农、林、牧、渔业总产值及指数 .....   | (330) |
|       | GROSS OUTPUT VALUE AND INDICES OF FARMING, FORESTRY, ANIMAL<br>HUSBANDRY AND FISHERY   |       |
| 11-5  | 农、林、牧、渔业分项产值 .....   | (331) |
|       | GROSS OUTPUT VALUE OF FARMING, FORESTRY, ANIMAL HUSBANDRY<br>BY BRANCH   |       |
| 11-6  | 主要农业机械和农产品加工机械拥有量 .....  | (332) |
|       | AGRICULTURAL MACHINERY AND MACHINERY FOR PROCESSING<br>FARM PRODUCTS   |       |
| 11-7  | 灌溉面积、农用化肥施用量、农村水电及用电情况 .....   | (335) |
|       | CULTIVATED, IRRIGATED AND CHEMICALLY FERTILIZED AREAS, NUMBER OF<br>HYDROPOWER STATIONS AND ELECTRICITY CONSUMPTION IN RURAL AREAS |       |
| 11-8  | 灌溉、水库和除涝、治水、治碱情况 .....   | (336) |
|       | IRRIGATION, RESERVOIRS, FLOOD PREVENTION, WATER AND SOIL<br>CONSERVATION AND IMPROVEMENT OF SALINE-ALKALINE LAND                   |       |
| 11-9  | 各地区水利设施和除涝、治碱面积 (1993年) .....  | (337) |
|       | WATER CONSERVANCY FACILITIES AND AREA WITH FLOOD PREVENTION<br>MEASURES AND IMPROVED AREA OF SALINE-ALKALINE LAND BY REGION (1993) |       |
| 11-10 | 农村居民家庭平均每户生产性固定资产原值 .....  | (338) |
|       | ORIGINAL VALUE OF FIXED ASSETS FOR PRODUCTION PER RURAL HOUSEHOLD  |       |
| 11-11 | 农村居民家庭平均每百户拥有生产性固定资产数量 .....   | (338) |
|       | NUMBER OF FIXED ASSETS FOR PRODUCTION PER 100 RURAL HOUSEHOLDS   |       |
| 11-12 | 各地区农村居民家庭平均每百户生产性固定资产原值 .....  | (339) |
|       | ORIGINAL VALUE OF FIXED ASSETS FOR PRODUCTION PER RURAL<br>HOUSEHOLD BY REGION   |       |
| 11-13 | 各地区农村居民家庭平均每百户拥有主要生产性固定资产数量 (1993年底) .....   | (340) |
|       | MAJOR FIXED ASSETS FOR PRODUCTION PER 100 RURAL HOUSEHOLDS BY<br>REGION (END OF 1993)  |       |
| 11-14 | 各地区农村居民家庭平均每人经营耕地情况 (1993年) .....  | (341) |
|       | RURAL HOUSEHOLDS PER CAPITA AREA OF CULTIVATED LAND USE BY<br>REGION (1993)  |       |
| 11-15 | 农作物总播种面积 (1993年) .....   | (342) |
|       | TOTAL SOWN AREAS OF FARM CROPS (1993)  |       |
| 11-16 | 主要农产品产量 (1993年) .....  | (345) |
|       | OUTPUT OF MAJOR FARM CROPS (1993)  |       |
| 11-17 | 各地区主要农产品单位面积产量 (1993年) .....   | (348) |
|       | MAJOR FARM CROPS OUTPUT PER HECTARE (1993)   |       |
| 11-18 | 主要林产品产量 .....  | (349) |
|       | OUTPUT OF MAJOR FOREST PRODUCTS  |       |
| 11-19 | 各地区牲畜饲养情况 .....  | (350) |
|       | NUMBER OF LIVESTOCK BY REGION  |       |
| 11-20 | 各地区畜产品产量 .....   | (352) |
|       | LIVESTOCK PRODUCTS BY REGION   |       |
| 11-21 | 水产品产量 .....  | (354) |
|       | OUTPUT OF AQUATIC PRODUCTS   |       |
| 11-22 | 农村居民家庭平均每户饲养畜禽、其他小动物和渔业生产情况 .....  | (356) |

|       |  |       |
|-------|--|-------|
|       | OUTPUT OF LIVESTOCK, POULTRY, SMALL ANIMALS AND FISHERY<br>PER RURAL HOUSHOLD                                |       |
| 11-23 | 农村居民家庭平均每户畜禽、其他小动物和渔业产品的出售量<br>SALES OF LIVESTOCK, POULTRY, SMALL ANIMALS AND FISHERY PER<br>RURAL HOUSEHOLD | (357) |
| 11-24 | 主要农产品产量与解放前最高年产量比较<br>OUTPUT OF MAJOR AGRICULTURAL PRODUTS IN COMPARISON WITH PEAK<br>YEAR PRIOR TO 1949     | (358) |
| 11-25 | 按人口平均的主要农产品产量<br>OUTPUT OF MAJOR AGRICULTURAL PRODUCTS PER CAPITA  | (358) |
| 11-26 | 各地区受灾面积和成灾面积<br>AREAS COVERED AND AFFECTED BY NATURAL DISASTER   | (359) |
| 11-27 | 国营农场基本情况<br>BASIC STATISTICS FOR STATE FARMS   | (360) |
| 11-28 | 乡镇企业单位数<br>TOWNSHIP AND VILLAGE ENTERPRISES  | (361) |
| 11-29 | 乡镇企业职工人数<br>PERSONS EMPLOYED BY TOWNSHIP AND VILLAGE ENTERPRISES   | (362) |
| 11-30 | 乡镇企业总产值<br>GROSS OUTPUT VALUE OF TOWNSHIP AND VILLAGE ENTERPRISES  | (363) |
| 11-31 | 乡村企业主要财务和经济效益指标<br>MAIN FINANCIAL INDICATORS AND RATIOS OF ENTERPRISES RUN BY<br>TOWNSHIP AND VILLAGES       | (364) |
|       | 主要统计指标解释<br>EXPLANATORY NOTES FOR MAJOR INDICATORS   | (367) |

## 十二、工业

### Chapter 12 INDUSTRY

|      |  |       |
|------|--|-------|
| 12-1 | 各种经济类型工业企业单位数和总产值<br>ENTERPRISES AND GROSS OUTPUT VALUE OF INDUSTRY BY OWNERSHIP   | (373) |
| 12-2 | 工业分行业职工人数<br>STAFF AND WORKERS BY BRANCH OF INDUSTRY   | (374) |
| 12-3 | 工业总产值<br>GROSS OUTPUT VALUE OF INDUSTRY  | (375) |
| 12-4 | 工业总产值指数<br>INDICES OF GROSS OUTPUT VALUE OF INDUSTRY   | (375) |
| 12-5 | 工业企业单位数和工业总产值(1993年)<br>INDUSTRIAL ENTERPRISES AND GROSS OUTPUT VALUE OF INDUSTRY (1993)   | (376) |
| 12-6 | 按轻重工业和经济类型分工业总产值<br>GROSS OUTPUT VALUE OF INDUSTRY BY LIGHT AND HEAVY INDUSTRY   | (377) |
| 12-7 | 按各种分组的独立核算工业企业主要指标(1993年)<br>MAJOR INDICATORS OF INDUSTRIAL ENTERPRISES WITH INDEPENDENT<br>ACCOUNTING SYSTEMS BY VARIOUS CHARACTERISTICS (1993) | (378) |
| 12-8 | 独立核算工业企业单位数和工业总产值<br>NUMBER OF ENTERPRISES WITH INDEPENDENT ACCOUNTING SYSTEMS AND<br>GROSS OUTPUT VALUE OF INDUSTRY                             | (382) |

|       |   |       |
|-------|---|-------|
| 12-9  | 各地区独立核算工业企业主要指标 (1993年)   | (385) |
|       | MAJOR INDICATORS OF INDUSTRIAL ENTERPRISES WITH INDEPENDENT ACCOUNTING SYSTEMS BY REGION (1993)   |       |
| 12-10 | 国有独立核算工业企业主要指标 (1993年)  | (388) |
|       | MAJOR INDICATORS OF INDUSTRIAL ENTERPRISES WITH INDEPENDENT ACCOUNTING SYSTEMS (1993)   |       |
| 12-11 | 各地区国有独立核算工业企业主要指标 (1993年)   | (392) |
|       | MAJOR INDICATORS OF STATE-OWNED INDUSTRIAL ENTERPRISES WITH INDEPENDENT ACCOUNTING SYSTEMS BY REGION (1993)                             |       |
| 12-12 | 全部独立核算乡、村办工业分行业主要指标 (1993年)   | (395) |
|       | MAIN INDICATORS OF TOWNSHIP-RUN AND VILLAGE-RUN INDUSTRIAL ENTERPRISES WITH INDEPENDENT ACCOUNTING SYSTEMS BY BRANCH OF INDUSTRY (1993) |       |
| 12-13 | 按行业分独立核算工业企业主要经济效益指标 (1993年)  | (396) |
|       | FINANCIAL RATIOS OF INDUSTRIAL ENTERPRISES WITH INDEPENDENT ACCOUNTING SYSTEMS BY BRANCH (1993)   |       |
| 12-14 | 独立核算工业企业主要经济效益指标 (1993年)  | (398) |
|       | FINANCIAL RATIOS OF INDUSTRIAL ENTERPRISES WITH INDEPENDENT ACCOUNTING SYSTEMS (1993)   |       |
| 12-15 | 国有独立核算工业企业主要财务指标  | (399) |
|       | FINANCIAL INDICATORS OF STATE-OWNED INDUSTRIAL ENTERPRISES WITH INDEPENDENT ACCOUNTING SYSTEMS  |       |
| 12-16 | 按行业分国有独立核算工业企业主要经济效益指标 (1993年)  | (400) |
|       | FINANCIAL RATIOS OF STATE-OWNED INDUSTRIAL ENTERPRISES WITH INDEPENDENT ACCOUNTING SYSTEMS BY BRANCH (1993)                             |       |
| 12-17 | 国有独立核算工业企业主要经济效益指标 (1993年)  | (402) |
|       | FINANCIAL RATIOS OF STATE-OWNED INDUSTRIAL ENTERPRISES WITH INDEPENDENT ACCOUNTING SYSTEMS (1993)                                       |       |
| 12-18 | 全国城乡合作经营工业主要指标  | (403) |
|       | MAJOR INDICATORS OF URBAN AND RURAL COOPERATIVE INDUSTRY  |       |
| 12-19 | 城乡个体工业主要指标  | (403) |
|       | MAJOR INDICATORS OF URBAN AND RURAL INDIVIDUAL-RUN INDUSTRY   |       |
| 12-20 | 主要工业产品产量  | (404) |
|       | OUTPUT OF MAJOR INDUSTRIAL PRODUCTS   |       |
| 12-21 | 工业产品产量  | (412) |
|       | OUTPUT OF INDUSTRIAL PRODUCTS   |       |
|       | 主要统计指标解释  | (415) |
|       | EXPLANATORY NOTES FOR MAJOR INDICATORS  |       |

### 十三、建筑业

#### Chapter 13 CONSTRUCTION

|      |  |       |
|------|--|-------|
| 13-1 | 建筑业企业概况  | (425) |
|      | MAJOR INDICATORS FOR CONSTRUCTION                            |       |
| 13-2 | 建筑施工企业主要经济指标 (1993年)   | (426) |
|      | MAJOR ECONOMIC INDICATORS OF CONSTRUCTION ENTERPRISES (1993) |       |
| 13-3 | 建筑业总产值构成 (1993年)   | (428) |

|       |  |       |
|-------|--|-------|
|       | TOTAL CONSTRUCTION OUTPUT VALUE (1993)   |       |
| 13-4  | 按经济类型分的建筑业总产值 (1993年)  | (429) |
|       | TOTAL CONSTRUCTION OUTPUT VALUE BY TYPE OF OWNERSHIP (1993)                                  |       |
| 13-5  | 按所含专业分的建筑业总产值 (1993年)  | (430) |
|       | TOTAL OUTPUT VALUE OF CONSTRUCTION (1993)  |       |
| 13-6  | 房屋建筑面积 (1993年)   | (431) |
|       | FLOOR SPACE OF BUILDING CONSTRUCTION (1993)  |       |
| 13-7  | 建筑业企业个数及建筑业企业从业人数 (1993年)  | (432) |
|       | NUMBER OF ENTERPRISES AND STAFF AND WORKERS OF CONSTRUCTION ENTERPRISES BY REGION (1993)     |       |
| 13-8  | 建筑业企业从业人员的劳动报酬 (1993年)   | (433) |
|       | BENEFITS OF CONSTRUCTION EMPLOYMENT (1993)   |       |
| 13-9  | 建筑业增加值 (1993年)   | (434) |
|       | CONSTRUCTION ADDED-VALUE (1993)  |       |
| 13-10 | 按经济类型分的建筑业增加值 (1993年)  | (435) |
|       | CONSTRUCTION ADDED-VALUE BY TYPE OF OWNERSHIP (1993)   |       |
| 13-11 | 建筑业企业劳动生产率 (1993年)   | (436) |
|       | LABOR PRODUCTIVITY OF CONSTRUCTION (1993)  |       |
| 13-12 | 建筑业企业工程质量 (1993年)  | (437) |
|       | CONSTRUCTION QUALITY OF STATE-OWNED (1993)   |       |
| 13-13 | 国有经济建筑业企业工程质量 (1993年)  | (438) |
|       | CONSTRUCTION QUALITY OF STATE-OWNED CONSTRUCTION ENTERPRISES BY REGION (1993)                |       |
| 13-14 | 建筑业企业技术装备情况 (1993年)  | (439) |
|       | MACHINERY OF CONSTRUCTION ENTERPRISES BY REGION (1993)                                       |       |
| 13-15 | 国有经济建筑业企业技术装备情况 (1993年)  | (440) |
|       | MACHINERY OF STATE-OWNED CONSTRUCTION ENTERPRISES BY REGION (1993)                           |       |
| 13-16 | 建筑业企业资本金构成 (1993年)   | (441) |
|       | COMPOSITION OF CONSTRUCTION CAPITAL FUNDS (1993)   |       |
| 13-17 | 按经济类型分的建筑业企业资本金 (1993年)  | (442) |
|       | CONSTRUCTION CAPITAL FUNDS BY TYPE OF OWNERSHIP (1993)                                       |       |
| 13-18 | 建筑业企业资产 (1993年)  | (443) |
|       | CONSTRUCTION ASSETS (1993)   |       |
| 13-19 | 按经济类型分的建筑业企业资产 (1993年)   | (444) |
|       | CONSTRUCTION ASSETS BY TYPE OF OWNERSHIP (1993)  |       |
| 13-20 | 建筑业企业负债及所有者权益 (1993年)  | (445) |
|       | CONSTRUCTION LIABILITY AND OWNERSHIP RIGHTS AND INTERESTS (1993)                             |       |
| 13-21 | 按经济类型分的建筑业企业负债 (1993年)   | (446) |
|       | CONSTRUCTION LIABILITIES BY TYPE OF OWNERSHIP (1993)   |       |
| 13-22 | 建筑业企业总收入 (1993年)   | (447) |
|       | PRODUCT SALES REVENUE AND LABOR SERVICE REVENUE OF CONSTRUCTION ENTERPRISES BY REGION (1993) |       |
| 13-23 | 按经济类型分的建筑业企业总收入 (1993年)  | (448) |
|       | PRODUCT SALES REVENUE AND LABOR SERVICE REVENUE OF CONSTRUCTION BY TYPE OF OWNERSHIP (1993)  |       |
| 13-24 | 建筑业企业利税总额 (1993年)  | (449) |

|       |   |       |
|-------|---|-------|
|       | PROFITS AND TAXES OF CONSTRUCTION ENTERPRISES BY REGION (1993)            |       |
| 13-25 | 按经济类型分的建筑业企业利税总额 (1993年)  | (450) |
|       | PROFITS AND TAXES OF CONSTRUCTION ENTERPRISES BY TYPE OF OWNERSHIP (1993) |       |
| 13-26 | 按经济类型分的建筑业企业利润总额 (1993年)  | (451) |
|       | PROFITS OF CONSTRUCTION ENTERPRISES BY TYPE OF OWNERSHIP (1993)           |       |
|       | 主要统计指标解释  | (452) |
|       | EXPLANATORY NOTES FOR MAJOR INDICATORS                                    |       |

#### 十四、运输和邮电

#### Chapter 14 TRANSPORTATION, POST AND TELECOMMUNICATION SERVICES

|       |   |       |
|-------|---|-------|
| 14-1  | 各地区国有单位交通运输、邮电通讯业职工人数 (1993年底)  | (457) |
|       | STAFF AND WORKERS IN STATE-OWNED TRANSPORTATION, AND POSTS AND TELECOMMUNICATIONS UNITS BY REGION (END OF 1993) |       |
| 14-2  | 各地区运输线路长度 (1993年底)  | (458) |
|       | LENGTH OF TRANSPORTATION ROUTES BY REGION (END OF 1993)   |       |
| 14-3  | 运输线路长度  | (458) |
|       | LENGTH OF TRANSPORTATION ROUTES   |       |
| 14-4  | 运输线路质量  | (459) |
|       | QUALITY OF TRANSPORTATION ROUTES  |       |
| 14-5  | 客运量   | (460) |
|       | PASSENGER TRAFFIC   |       |
| 14-6  | 旅客周转量   | (460) |
|       | TURNOVER VOLUME OF PASSENGER TRAFFIC  |       |
| 14-7  | 货运量   | (461) |
|       | FREIGHT TRAFFIC   |       |
| 14-8  | 货物周转量   | (461) |
|       | TURNOVER VOLUME OF FREIGHT TRAFFIC  |       |
| 14-9  | 按经济类型分的货物运输量  | (462) |
|       | FREIGHT TRAFFIC AND TURNOVER VOLUME OF FREIGHT TRAFFIC  |       |
| 14-10 | 货物运输平均运距  | (463) |
|       | AVERAGE TRANSPORT DISTANCE OF FREIGHT   |       |
| 14-11 | 各地区全社会货运量 (1993年)   | (463) |
|       | FREIGHT TRAFFIC BY REGION (1993)  |       |
| 14-12 | 各地区全社会货物周转量 (1993年)   | (464) |
|       | TURNOVER VOLUME OF FREIGHT TRAFFIC BY REGION (1993)   |       |
| 14-13 | 营业铁路基本情况  | (465) |
|       | LENGTH OF RAILWAYS IN OPERATION   |       |
| 14-14 | 铁路机车年末数   | (465) |
|       | NUMBER OF RAILWAY LOCOMOTIVES (YEAR-END)  |       |
| 14-15 | 铁路客货车拥有量  | (466) |
|       | RAILWAY PASSENGER COACHES AND FREIGHT CARS  |       |
| 14-16 | 铁路运输固定资产情况  | (466) |
|       | FIXED ASSETS OF RAILWAY TRANSPORTATION  |       |
| 14-17 | 铁路货物运输量 (按货类分)  | (467) |

|       |  |       |
|-------|--|-------|
|       | RAILWAY FREIGHT TRAFFIC BY CATEGORY OF CARGO   |       |
| 14-18 | 铁路平均每日装车数 .....  | (467) |
|       | DAILY AVERAGE LOADED FREIGHT CARGO   |       |
| 14-19 | 铁路货车平均静载重 .....  | (468) |
|       | AVERAGE DEAD WEIGHT OF FREIGHT CARGO   |       |
| 14-20 | 铁路主要干线客货运输量 .....  | (468) |
|       | PASSENGER AND FREIGHT TRAFFIC OF PRINCIPAL TRUNK RAILWAYS  |       |
| 14-21 | 铁路主要干线客货运输密度 .....   | (469) |
|       | PASSENGER AND FREIGHT TRAFFIC DENSITY OF PRINCIPAL TRUNK RAILWAYS                                      |       |
| 14-22 | 铁路主要站旅客发送量 .....   | (469) |
|       | PASSENGERS DEPARTING PRINCIPAL RAILWAY STATIONS  |       |
| 14-23 | 铁路主要站货物发送量 .....   | (470) |
|       | FREIGHT DELIVERED BY PRINCIPAL RAILWAY STATIONS  |       |
| 14-24 | 铁路运输主要财务指标 .....   | (470) |
|       | FINANCIAL INDICATORS OF RAILWAY TRANSPORTATION   |       |
| 14-25 | 铁路运输技术经济主要指标 .....   | (471) |
|       | PRINCIPAL ECONOMIC AND TECHNICAL INDICATORS OF RAILWAY<br>TRANSPORTATION                               |       |
| 14-26 | 民用汽车拥有量 .....  | (472) |
|       | CIVIL MOTOR VEHICLES   |       |
| 14-27 | 各地区民用运输船舶拥有量 .....   | (474) |
|       | CIVIL TRANSPORT VESSELS  |       |
| 14-28 | 各地区私人运输船舶拥有量 .....   | (475) |
|       | PRIVATE-OWNED TRANSPORT VESSELS  |       |
| 14-29 | 交通部直属水运分货类运输量 .....  | (476) |
|       | WATERWAY FREIGHT TRAFFIC CARRIED BY ENTERPRISES UNDER MINISTRY<br>OF COMMUNICATIONS BY TYPE OF FREIGHT |       |
| 14-30 | 沿海主要港口货物吞吐量 .....  | (476) |
|       | CARGO HANDLED AT PRINCIPAL SEAPORTS  |       |
| 14-31 | 沿海主要港口码头泊位数 (1993年底) .....   | (477) |
|       | BERTHS AT PRINCIPAL SEAPORTS (END OF 1993)   |       |
| 14-32 | 长江主要港口码头泊位数 (1993年底) .....   | (477) |
|       | BERTHS AT CHANGJIANG PRINCIPAL PORTS (END OF 1993)   |       |
| 14-33 | 民用航空航线及飞机架数 .....  | (478) |
|       | CIVIL AVIATION ROUTES AND CIVIL AIRCRAFT   |       |
| 14-34 | 民用航空运输量及通用飞行时间 .....   | (479) |
|       | CIVIL AVIATION TRAFFIC AND GENERAL AIR TIME  |       |
| 14-35 | 输油(气)管道长度和运输量 (1993年底) .....   | (480) |
|       | LENGTH AND TRAFFIC OF PETROLEUM AND GAS PIPELINES (END OF 1993)  |       |
| 14-36 | 邮电业务量 .....  | (482) |
|       | POSTS AND TELECOMMUNICATIONS SERVICES  |       |
| 14-37 | 邮电局所数及邮电路 .....  | (484) |
|       | POSTS AND TELECOMMUNICATIONS SERVICE FACILITIES  |       |
| 14-38 | 邮电通信工具拥有量 .....  | (485) |
|       | TELECOMMUNICATIONS FACILITIES  |       |
| 14-39 | 邮电通信企业主要财务指标 .....   | (486) |

FINANCIAL INDICATORS OF POSTS AND TELECOMMUNICATIONS ENTERPRISES

|       |  |       |
|-------|--|-------|
| 14-40 | 邮电通信质量 .....   | (486) |
|       | QUALITY OF POSTS AND TELECOMMUNICATIONS SERVICES     |       |
| 14-41 | 邮电通信水平 .....   | (487) |
|       | DEVELOPMENT OF POSTS AND TELECOMMUNICATIONS SERVICES |       |
|       | 主要统计指标解释 .....                                       | (488) |
|       | EXPLANATORY NOTES FOR MAJOR INDICATORS               |       |

十五、国内外贸易

Chapter 15 DOMESTIC TRADE AND FOREIGN TRADE

|       |   |       |
|-------|---|-------|
| 15-1  | 社会商业商品购销存总额 .....   | (495) |
|       | PURCHASES, SALES AND INVENTORY OF COMMERCIAL UNITS  |       |
| 15-2  | 社会商品零售总额 .....  | (496) |
|       | TOTAL VALUE OF RETAIL SALES   |       |
| 15-3  | 社会商品零售总额 .....  | (497) |
|       | TOTAL VALUE OF RETAIL SALES   |       |
| 15-4  | 社会商品零售总额 .....  | (498) |
|       | TOTAL VALUE OF RETAIL SALES   |       |
| 15-5  | 社会消费品零售额 .....  | (498) |
|       | RETAIL SALES OF CONSUMER GOODS  |       |
| 15-6  | 国有商业和供销合作社农业生产资料销售量 .....   | (499) |
|       | SALES OF AGRICULTURAL PRODUCER GOODS BY STATE-OWNED COMMERCIAL UNITS AND SUPPLY AND MARKETING COOPERATIVES                |       |
| 15-7  | 城乡集市贸易情况 .....  | (599) |
|       | FREE MARKETS IN URBAN AND RURAL AREAS   |       |
| 15-8  | 全国批发零售贸易业(原物资供销业)机构、网点、人员(1993年) .....  | (500) |
|       | NUMBER OF UNITS, OUTLETS AND PERSONNEL IN WHOLESALE TRADE (NATIONAL SUPPLY AND MARKETING) (1993)                          |       |
| 15-9  | 全国批发零售贸易业(原物资供销业)机构、网点、人员(1993年) .....  | (502) |
|       | NUMBER OF UNITS, OUTLETS AND PERSONNEL IN WHOLESALE TRADE (NATIONAL SUPPLY AND MARKETING) BY REGION (1993)                |       |
| 15-10 | 批发零售贸易业(原物资供销业)生产资料购进、销售和库存总额(1993年) .....  | (504) |
|       | VALUE OF PURCHASES, SALES AND INVENTORY OF PRODUCTION MATERIALS IN WHOLESALE TRADE (MATERIAL SUPPLY AND MARKETING) (1993) |       |
| 15-11 | 批发零售贸易业(原物资供销业)生产资料销售数量(1993年) .....  | (505) |
|       | SALES QUANTITY OF PRODUCTION MATERIALS IN WHOLESALE TRADE (MATERIALS SUPPLY AND MARKETING) (1993)                         |       |
| 15-12 | 进出口贸易总额(按人民币计价) .....   | (506) |
|       | TOTAL VALUE OF IMPORTS AND EXPORTS (RMB YUAN)   |       |
| 15-13 | 人民币对主要外币年平均汇价 .....   | (506) |
|       | AVERAGE EXCHANGE RATE OF FOREIGN CURRENCIES FOR RMB YUAN  |       |
| 15-14 | 海关历年出口商品分类金额 .....  | (507) |
|       | VALUE OF EXPORTS BY CATEGORY OF COMMODITIES (CUSTOMS STATISTICS)  |       |
| 15-15 | 海关历年进口商品分类金额 .....  | (508) |
|       | VALUE OF IMPORTS BY CATEGORY OF COMMODITIES (CUSTOMS STATISTICS)  |       |



|       |  |       |
|-------|--|-------|
| 15-16 | 海关进出口商品分类金额 .....  | (509) |
|       | VALUE OF IMPORTS AND EXPORTS BY CATEGORY OF COMMODITIES<br>(CUSTOMS STATISTICS)  |       |
| 15-17 | 我国同各国(地区)海关进出口总额 .....   | (512) |
|       | CHINA'S FOREIGN TRADE WITH RELATED COUNTRIES AND<br>REGIONS (CUSTOMS STATISTICS) |       |
| 15-18 | 海关出口主要商品数量和金额 .....  | (515) |
|       | MAJOR EXPORTS COMMODITIES IN VOLUME AND VALUE<br>(CUSTOMS STATISTICS)            |       |
| 15-19 | 海关进口主要商品数量和金额 .....  | (518) |
|       | MAJOR IMPORTS COMMODITIES IN VOLUME AND VALUE<br>(CUSTOMS STATISTICS)            |       |
|       | 主要统计指标解释 .....   | (520) |
|       | EXPLANATORY NOTES FOR MAJOR INDICATORS   |       |

## 十六、对外经济和国际旅游

### Chapter 16 FOREIGN ECONOMY AND INTERNATIONAL TOURISM

|       |  |       |
|-------|--|-------|
| 16-1  | 我国利用外资概况 .....   | (527) |
|       | UTILIZATION OF FOREIGN CAPITAL   |       |
| 16-2  | 对外签订利用外资协议(合同)额 .....  | (528) |
|       | UTILIZATION OF FOREIGN CAPITAL THROUGH SIGNED CONTRACTS OR<br>AGREEMENTS BY INVESTMENT |       |
| 16-3  | 实际利用外资额(按国别、地区分) .....   | (528) |
|       | FOREIGN CAPITAL ACTUALLY USED BY COUNTRY OR REGION                                     |       |
| 16-4  | 实际利用外资额(按地区、部门分) .....   | (530) |
|       | FOREIGN CAPITAL ACTUALLY USED BY REGION AND SECTOR                                     |       |
| 16-5  | 各地区外商投资企业注册登记情况 .....  | (531) |
|       | BASIC INDICATORS OF REGISTERED ENTERPRISES WITH FOREIGN CAPITAL BY<br>REGION           |       |
| 16-6  | 我国对外承包工程和劳务合作 .....  | (532) |
|       | CONTRACTED PROJECTS AND LABOR SERVICE COOPERATION WITH FOREIGN<br>COUNTRIES            |       |
| 16-7  | 旅游事业发展情况 .....   | (533) |
|       | TOURISTS AND FOREIGN EXCHANGE INCOME FROM TOURISM                                      |       |
| 16-8  | 接待外国旅游人数(按国别分) .....   | (533) |
|       | FOREIGN TOURISTS BY COUNTRY  |       |
| 16-9  | 接待外国旅游人数(按性别、年龄和职业分) .....   | (534) |
|       | FOREIGN TOURISTS BY SEX, AGE AND OCCUPATION  |       |
| 16-10 | 三大旅行社接待人数 .....  | (534) |
|       | ACCOMMODATED BY MAJOR TRAVEL AGENCIES  |       |
| 16-11 | 重点城市接待旅游人数 .....   | (535) |
|       | TOURISTS BY MAJOR CITY VISITED   |       |
| 16-12 | 各地区按经济类型分的涉外饭店个数(1993年底) .....   | (536) |
|       | NUMBER OF TOURIST HOTELS BY OWNERSHIP AND BY REGION (END OF 1993)                      |       |
| 16-13 | 各地区按规模分的涉外饭店个数(1993年底) .....   | (537) |

NUMBER OF TOURIST HOTELS BY CAPACITY AND BY REGION (END OF 1993)

主要统计指标解释..... (538)

EXPLANATORY NOTES FOR MAJOR INDICATORS

**十七、金融和保险**

**Chapter 17 BANKING AND INSURANCE**

17-1 银行保险系统机构、人员数 (1993年底) ..... (543)

INSTITUTIONS AND PERSONNEL OF NATIONAL BANKING AND INSURANCE SYSTEM (END OF 1993)

17-2 国家银行信贷资金平衡表 (资金来源) ..... (544)

NATIONAL BANKING SYSTEM CREDIT FUNDS BALANCE SHEET-SOURCES OF FUNDS

17-3 国家银行信贷资金平衡表 (资金运用) ..... (544)

NATIONAL BANKING SYSTEM CREDIT FUNDS BALANCE SHEET-USES OF FUNDS

17-4 国家银行现金收入 ..... (545)

CASH REVENUE OF NATIONAL BANKING SYSTEM

17-5 国家银行现金支出 ..... (545)

CASH EXPENDITURES OF NATIONAL BANKING SYSTEM

17-6 国家银行现金投放回笼差额 ..... (546)

CASH STATISTICS OF NATIONAL BANKING SYSTEM

17-7 黄金和外汇储备 ..... (546)

GOLD AND FOREIGN EXCHANGE RESERVES

17-8 农村信用社机构、人员数 ..... (547)

INSTITUTIONS AND PERSONNEL OF RURAL CREDIT COOPERATIVES

17-9 农村信用社各项存款、贷款余额 ..... (547)

DEPOSITS AND LOANS BALANCES OF RURAL CREDIT COOPERATIVES

17-10 主要存款项目利率表 (1990—1993) ..... (548)

INTEREST RATES OF MAJOR SAVINGS DEPOSITS (1990—1993)

17-11 主要贷款项目利率表 (1990—1993) ..... (549)

INTEREST RATES OF MAJOR SAVINGS LOANS (1990—1993)

17-12 优惠贷款利率表 (1990—1993) ..... (549)

INTEREST RATES OF FAVORABLE LOANS (1990—1993)

17-13 国际收支概况 ..... (550)

INTERNATIONAL REVENUE AND EXPENDITURES

17-14 保险业务经济技术指标 ..... (552)

ECONOMIC AND TECHNICAL INDICATORS OF INSURANCE SECTOR

主要统计指标解释..... (553)

EXPLANATORY NOTES FOR MAJOR INDICATORS

**十八、教育、科技和文化**

**Chapter 18 EDUCATION, SCIENCE AND CULTURE**

18-1 教育事业基本情况 ..... (557)

BASIC STATISTICS FOR EDUCATION

18-2 各级各类学校数 ..... (558)

SCHOOLS BY LEVEL AND TYPE

18-3 各级各类学校教职工数 ..... (559)

SCHOOLS STAFF BY LEVEL AND TYPE OF SCHOOL

|       |  |       |
|-------|--|-------|
| 18-4  | 各级各类学校教师数 .....  | (560) |
|       | TEACHERS BY LEVEL AND TYPE OF SCHOOL   |       |
| 18-5  | 各级各类学校在校学生数 .....  | (561) |
|       | STUDENT ENROLLMENT BY LEVEL AND TYPE OF SCHOOL   |       |
| 18-6  | 各级各类学校招生数 .....  | (562) |
|       | NEW STUDENT ENROLLMENT BY LEVEL AND TYPE OF SCHOOL   |       |
| 18-7  | 各级各类学校毕业生数 .....   | (562) |
|       | GRADUATES BY LEVEL AND TYPE OF SCHOOL  |       |
| 18-8  | 全国研究生数、派出国和毕业回国留学生数 .....  | (563) |
|       | POSTGRADUATES, STUDENTS STUDYING ABROAD AND RETURNED STUDENTS  |       |
| 18-9  | 高等学校分科在校学生数 .....  | (563) |
|       | STUDENT ENROLLMENT IN INSTITUTIONS OF HIGHER EDUCATION BY FIELD OF STUDY   |       |
| 18-10 | 高等学校分科招生数 .....  | (564) |
|       | NEW STUDENT ENROLLMENT IN INSTITUTIONS OF HIGHER EDUCATION BY FIELD OF STUDY   |       |
| 18-11 | 高等学校分科毕业生数 .....   | (564) |
|       | GRADUATES OF INSTITUTIONS OF HIGHER EDUCATION BY FIELD OF STUDY  |       |
| 18-12 | 高等学校分科毕业生累计数 .....   | (565) |
|       | TOTAL GRADUATES OF INSTITUTIONS OF HIGHER EDUCATION BY FIELD OF STUDY  |       |
| 18-13 | 高等学校分科专任教师数 (1993) .....   | (565) |
|       | FULL-TIME TEACHERS IN INSTITUTIONS OF HIGHER EDUCATION BY FIELD OF STUDY (1993)  |       |
| 18-14 | 中等专业学校分科在校学生数 .....  | (566) |
|       | STUDENT ENROLLMENT IN SPECIALIZED SECONDARY SCHOOLS BY FIELD OF STUDY  |       |
| 18-15 | 中等专业学校分科招生人数 .....   | (566) |
|       | NEW STUDENT ENROLLMENT IN SPECIALIZED SECONDARY SCHOOLS BY FIELD OF STUDY  |       |
| 18-16 | 中等专业学校分科毕业生数 .....   | (567) |
|       | GRADUATES OF SPECIALIZED SECONDARY SCHOOLS BY FIELD OF STUDY   |       |
| 18-17 | 中等专业学校分科毕业生累计数 .....   | (567) |
|       | TOTAL GRADUATES OF SPECIALIZED SECONDARY SCHOOLS BY FIELD OF STUDY   |       |
| 18-18 | 中等专业学校分科专任教师数 .....  | (568) |
|       | FULL-TIME TEACHERS IN SPECIALIZED SECONDARY SCHOOLS BY FIELD OF STUDY  |       |
| 18-19 | 技工学校数和和学生数 .....   | (568) |
|       | TECHNICAL SCHOOLS, STUDENTS AND STAFF  |       |
| 18-20 | 各类技工学校情况 (1993年) .....   | (569) |
|       | STATISTICS FOR VARIOUS TECHNICAL SCHOOLS (1993)  |       |
| 18-21 | 初中毕业生和小学毕业生升学率及小学学龄儿童入学率 .....   | (569) |
|       | PERCENTAGE OF GRADUATES OF JUNIOR MIDDLE SCHOOLS AND PRIMARY SCHOOLS ENTERING HIGHER LEVEL SCHOOLS, PERCENTAGE OF SCHOOL-AGE |       |

## CHILDREN ENROLLED

- 18-22 平均每万人口在校学生数和大中小学学生构成 ..... (570)  
STUDENT ENROLLMENT PER 10 000 POPULATION AND COMPOSITION OF  
STUDENTS ENROLLED
- 18-23 各级学校教师负担学生数 ..... (570)  
STUDENT-TEACHER RATIO BY LEVEL OF SCHOOL
- 18-24 各级学校女学生和女教师数 ..... (571)  
FEMALE STUDENTS AND TEACHERS BY LEVEL OF SCHOOL
- 18-25 各级各类成人学校基本情况 ..... (572)  
STUDENT ENROLLMENT IN ADULT SCHOOLS BY LEVEL AND TYPE
- 18-26 各地区高等学校分类别学校数 (1993年) ..... (574)  
INSTITUTES OF HIGHER EDUCATION BY REGION AND TYPE (1993)
- 18-27 各地区高等学校教职工数 (1993年) ..... (576)  
STAFF AND WORKERS IN INSTITUTIONS OF HIGHER EDUCATION  
BY REGION (1993)
- 18-28 各地区中等专业学校数 (1993年) ..... (577)  
SPECIALIZED SECONDARY SCHOOLS BY REGION AND TYPE (1993)
- 18-29 各地区中等专业学校教职工数 (1993年) ..... (578)  
STAFF AND WORKERS IN SPECIALIZED SECONDARY SCHOOLS BY REGION (1993)
- 18-30 各地区高等学校和中等专业学校学生数 (1993年) ..... (579)  
ENROLLMENT OF INSTITUTIONS OF HIGHER EDUCATION AND SPECIALIZED  
SECONDARY SCHOOLS BY REGION (1993)
- 18-31 各地区普通中学分城乡学校和在校学生数 (1993年) ..... (580)  
REGULAR SECONDARY SCHOOLS AND STUDENT ENROLLMENT BY  
URBAN AND RURAL AREAS AND REGION (1993)
- 18-32 各地区普通中学分城乡招生数和毕业生数 (1993年) ..... (582)  
NEW STUDENT ENROLLMENT AND GRADUATES OF REGULAR SECONDARY  
SCHOOLS BY URBAN AND RURAL AREAS AND REGION (1993)
- 18-33 各地区普通中学按城乡和主办部门分的教职工数 (1993年) ..... (584)  
STAFF, WORKERS AND FULL-TIME TEACHERS IN REGULAR SECONDARY  
SCHOOLS BY URBAN AND RURAL AREAS, DEPARTMENT AND BY REGION (1993)
- 18-34 各地区小学分城乡学校数和在校学生数 (1993年) ..... (586)  
BASIC STATISTICS FOR PRIMARY SCHOOLS BY URBAN AND RURAL AREAS  
AND REGION (1993)
- 18-35 各地区小学按城乡和主办部门分的教职工数 (1993年) ..... (588)  
STAFF, WORKERS AND FULL-TIME TEACHERS IN PRIMARY SCHOOLS BY  
URBAN AND RURAL AREAS, DEPARTMENT AND BY REGION (1993)
- 18-36 各地区农业中学和职业中学基本情况 (1993年) ..... (590)  
BASIC STATISTICS FOR AGRICULTURAL MIDDLE SCHOOLS AND VOCATIONAL  
MIDDLE SCHOOLS BY REGION (1993)
- 18-37 各地区幼儿园基本情况 (1993年) ..... (591)  
BASIC STATISTICS FOR KINDERGRATENS BY REGION (1993)
- 18-38 各地区特殊教育情况 (1993年) ..... (592)  
BASIC STATISTICS FOR SPECIAL EDUCATION BY REGION (1993)
- 18-39 各地区盲、聋哑学校基本情况 (1993年) ..... (593)  
BASIC STATISTICS FOR SCHOOLS FOR THE BLIND, DEAF AND DEAF-MUTES

|                  |   |
|------------------|---|
| BY REGION (1993) |   |
| 18-40            | 全国科技活动主要基本情况 ..... (594)<br>BASIC STATISTICS FOR NATIONAL SCIENTIFIC AND TECHNOLOGICAL<br>ACTIVITIES  |
| 18-41            | 重大科学技术研究成果和国家科技奖励数 ..... (594)<br>NUMBER FOR MAJOR ACHIEVEMENTS AND NATIONAL PRIZES FOR<br>SCIENTIFIC AND TECHNICAL RESEARCH  |
| 18-42            | 高等学校研究与发展人员及经费 (1993年) ..... (595)<br>FUNDS AND EXPENDITURES OF INSTITUTIONS OF HIGHER EDUCATION FOR<br>RESEARCH AND DEVELOPMENT PERSONNEL BY FIELD OF STUDY (1993) |
| 18-43            | 高等学校理、工、农、医学科研究与发展机构及人员 (1993年) ..... (595)<br>RESEARCH AND DEVELOPMENT UNITS AND PERSONNEL IN INSTITUTIONS OF<br>HIGHER EDUCATION BY FIELD OF STUDY (1993)         |
| 18-44            | 全国县级以上政府部门属研究与开发机构及情报文献机构数、人员数 (1993年) ..... (596)<br>STATE-OWNED RESEARCH AND DEVELOPMENT INSTITUTIONS, PERSONS (1993)   |
| 18-45            | 全国县级以上政府部门属研究与开发机构及情报文献机构经费收入和支出总额 (1993年)<br>..... (598)<br>TOTAL FUNDS AND TOTAL EXPENDITURES OF STATE-OWNED RESEARCH<br>AND DEVELOPMENT INSTITUTIONS (1993)      |
| 18-46            | 中国科协系统科技活动情况 (1993年) ..... (600)<br>BASIC STATISTICS FOR CHINA'S SCIENCE AND TECHNOLOGY ASSOCIATION<br>SYSTEM (1993)  |
| 18-47            | 大中型工业企业技术开发机构基本情况 ..... (602)<br>BASIC STATISTICS OF TECHNICAL DEVELOPMENT INSTITUTIONS OF LARGE<br>AND MEDIUM INDUSTRIAL ENTERPRISES                               |
| 18-48            | 国有企事业单位专业技术人员数 ..... (603)<br>SCIENTIFIC AND TECHNICAL PERSONNEL IN STATE-OWNED UNITS BY<br>YEAR AND REGION   |
| 18-49            | 全国技术市场成交额 ..... (604)<br>TRANSACTION VALUE IN TECHNICAL MARKET BY REGION  |
| 18-50            | 测绘部门生产完成情况 (1993年) ..... (605)<br>STATISTICS ON PROJECTS COMPLETED BY SURVEYING AND MAPPING<br>DEPARTMENTS BY REGION (1993)   |
| 18-51            | 各地区测绘资料提供情况 (1993年) ..... (606)<br>STATISTICS ON OUTPUT OF SURVEYING AND MAPPING MATERIALS<br>BY REGION (1993)  |
| 18-52            | 气象台站数和卫星云图接收、使用情况 (1993年) ..... (607)<br>METEOROLOGICAL OBSERVATORIES, STATIONS AND THE RECEPTION AND<br>USE OF SATELLITE CLOUD IMAGES (1993)                       |
| 18-53            | 农气观测站和农业气象预报台站数 (1993年) ..... (608)<br>AGRO-METEOROLOGICAL OBSERVATION STATIONS AND FORECAST<br>OBSERVATORIES AND STATIONS (1993)                                   |
| 18-54            | 三种专利申请受理量 ..... (609)<br>THREE TYPES OF PATENT APPLICATIONS EXAMINED  |
| 18-55            | 三种专利申请批准量 ..... (610)<br>THREE TYPES OF PATENT APPLICATIONS CERTIFIED   |

|       |  |       |
|-------|--|-------|
| 18-56 | 各地区三种专利申请受理和批准量 (1993年)  | (611) |
|       | THREE TYPES OF PATENT APPLICATIONS EXAMINED AND CERTIFIED BY REGION (1993)   |       |
| 18-57 | 按国别(地区)分的三种专利申请受理量及批准量 (1993年)   | (612) |
|       | THREE TYPES OF PATENT APPLICATIONS EXAMINED AND CERTIFIED BY COUNTRY-REGION (1993)                                     |       |
| 18-58 | 按国际专利标准分类的发明、实用新型专利申请量和批准量   | (613) |
|       | TWO TYPES OF PATENT APPLICATIONS EXAMINED AND CERTIFIED BY INTERNATIONAL PATENT CLASSIFICATIONS                        |       |
| 18-59 | 文化事业机构和人员数 (1993年)   | (616) |
|       | CULTURAL INSTITUTIONS AND PERSONNEL (1993)   |       |
| 18-60 | 文化艺术、文物事业单位数   | (617) |
|       | NUMBER OF INSTITUTIONS FOR CULTURE, ART AND CULTURAL RELICES   |       |
| 18-61 | 艺术事业机构和人员数 (1993年)   | (616) |
|       | NUMBER OF INSTITUTIONS AND PERSONNEL (1993)  |       |
| 18-62 | 出版、发行、文物、图书馆、群众文化事业机构和人员数 (1993年)  | (618) |
|       | NUMBER OF INSTIUTIONS AND PERSONNEL IN PUBLISHING AND DISTRIBUTION, CULTURAL RELICS, LIBRARIES AND MASS CULTURE (1993) |       |
| 18-63 | 图书出版分类构成情况 (1993年)   | (618) |
|       | BOOKS PUBLISHED BY CATEGORY (1993)   |       |
| 18-64 | 全国少年儿童读物类图书出版数量 (1993年)  | (619) |
|       | NUMBER OF BOOKS PUBLISHED FOR CHILDREN BY REGION (1993)  |       |
| 18-65 | 全国图书发行流转情况 (1993年)   | (620) |
|       | BASIC STATISTICS FOR DISTRIBUTION AND CIRCULATION OF BOOKS BY REGION (1993)  |       |
| 18-66 | 全国出版系统利润情况 (1993年)   | (621) |
|       | BASIC STATISTICS FOR PROFITS ON BOOKS PUBLISHED AND DISTRIBUTION SECTOR BY REGION (1993)                               |       |
| 18-67 | 图书、杂志和报纸出版数量   | (622) |
|       | BOOKS, MAGAZINES AND NEWSPAPER PUBLISHED   |       |
| 18-68 | 艺术表演团体演出情况 (1993年)   | (622) |
|       | BASIC STATISTICS FOR PERFORMANCE OF ART TROUPES (1993)   |       |
| 18-69 | 艺术表演团体收支情况 (1993年)   | (623) |
|       | REVENUE AND EXPENDITURES OF ART TROUPES (1993)   |       |
| 18-70 | 群众艺术馆、文化馆业务活动及经费情况 (1993年)   | (623) |
|       | BASIC STATISTICS FOR MASS ART CENTERS AND CULTURAL CENTERS ACTIVITIES, REVENUE AND EXPENDITURES (1993)                 |       |
| 18-71 | 公共图书馆业务活动及经费情况 (1993年)   | (624) |
|       | FACILITIES, SERVICES AND EXPENDITURES OF PUBLIC LIBRARIES (1993)   |       |
| 18-72 | 博物馆、文物机构业务活动及经费情况 (1993年)  | (624) |
|       | FACILITIES, SERVICES AND EXPENDITURES OF MUSEUMS AND CULTURAL RELIC AGENCIES (1993)                                    |       |
| 18-73 | 摄制电影片产量  | (625) |
|       | FILM PRODUCTION  |       |
| 18-74 | 广播、电视事业发展情况  | (625) |
|       | BASIC STATISTICS ON BROADCASTING AND TELEVISION STATIONS   |       |

|       |   |       |
|-------|---|-------|
| 18-75 | 广播、电视节目制作及采用情况 .....                                    | (626) |
|       | PRODUCTION AND USE OF BROADCASTING AND TV PROGRAM       |       |
| 18-76 | 广播、电视宣传基本情况 (1993年) .....                               | (626) |
|       | BASIC STATISTICS FOR BROADCASTING AND TELEVISION (1993) |       |
|       | 主要统计指标解释 .....  | (627) |
|       | EXPLANATORY NOTES FOR MAJOR INDICATORS                  |       |

## 十九、体育、卫生、社会福利和其他

### Chapter 19 SPORTS, PUBLIC HEALTH, SOCIAL WELFARE AND OTHERS

|       |  |       |
|-------|--|-------|
| 19-1  | 体委系统职工人数 (1993年) .....   | (635) |
|       | PERSONNEL OF PHYSICAL CULTURE AND SPORTS COMMISSIONS (1993)            |       |
| 19-2  | 等级运动员、等级裁判员发展人数 (1993年) .....  | (636) |
|       | CERTIFIED ATHLETES AND REFEREES BY TYPE OF SPORTS (1993)               |       |
| 19-3  | 新建体育场地数 .....  | (637) |
|       | NEWLY-BUILT STADIUMS AND GYMNASIUMS                                    |       |
| 19-4  | 我国运动员历年创世界纪录情况 (1956—1993年) .....                                      | (637) |
|       | WORLD RECORDS BROKEN OR SURPASSED (1956—1993)                          |       |
| 19-5  | 我国运动员分项创世界纪录情况 (1993年) .....   | (638) |
|       | WORLD RECORDS BROKEN OR SURPASSED (1993)                               |       |
| 19-6  | 我国运动员历年获得世界冠军情况 .....  | (638) |
|       | WORLD CHAMPIONSHIPS WON BY CHINESE ATHLETES                            |       |
| 19-7  | 我国运动员分项获得世界冠军情况 (1993年) .....  | (639) |
|       | WORLD CHAMPIONSHIPS WON BY CHINESE ATHLETES BY ITEM                    |       |
| 19-8  | 我国运动员分项创全国纪录情况 (1993年) .....   | (639) |
|       | NATIONAL RECORDS BROKEN (1993)   |       |
| 19-9  | 我国与外国体育活动交往情况 .....  | (640) |
|       | INTERNATIONAL SPORTS ACTIVITIES  |       |
| 19-10 | 群众体育活动情况 .....   | (640) |
|       | MASS PARTICIPATION IN SPORTS ACTIVITIES                                |       |
| 19-11 | 卫生机构数 .....  | (641) |
|       | HEALTH CARE INSTITUTIONS   |       |
| 19-12 | 卫生机构的人员数 .....   | (642) |
|       | PERSONNEL WORKING IN HEALTH CARE INSTITUTIONS                          |       |
| 19-13 | 卫生机构床位数 .....  | (642) |
|       | NUMBER OF BEDS IN HEALTH CARE INSTITUTIONS                             |       |
| 19-14 | 按市县分的医院床位和专业卫生技术人员 .....   | (643) |
|       | HOSPITAL BEDS AND MEDICAL TECHNICAL PERSONNEL BY CITY AND COUNTY AREAS |       |
| 19-15 | 医院平均每院床位和人员数 .....   | (643) |
|       | AVERAGE HOSPITAL BEDS AND HEALTH CARE PERSONNEL                        |       |
| 19-16 | 各地区卫生机构、床位、人员数 (1993年底) .....  | (644) |
|       | HEALTH CARE INSTITUTIONS, BEDS AND PERSONNEL BY REGION (END OF 1993)   |       |
| 19-17 | 卫生机构、床位、人员数 (1993年) .....  | (645) |
|       | HEALTH CARE INSTITUTIONS, BEDS AND PERSONNEL BY TYPE OF                |       |

|       |   |       |
|-------|---|-------|
|       | INSTITUTIONS (1993)   |       |
| 19-18 | 卫生机构各类人员数 .....   | (646) |
|       | PERSONNEL IN HEALTH CARE INSTITUTIONS BY TYPE OF PERSONNEL                                  |       |
| 19-19 | 医院诊疗人次及入院人数 (1993年) .....   | (647) |
|       | HOSPITAL PATIENTS (1993)  |       |
| 19-20 | 县及县以上医院病床使用情况 .....   | (647) |
|       | UTILIZATION OF HOSPITAL BEDS AT COUNTY LEVEL AND ABOVE                                      |       |
| 19-21 | 城市前十位疾病死亡原因及构成 (1993年) .....  | (648) |
|       | DEATH RATE OF 10 MAJOR DISEASE IN URBAN AREAS (1993)  |       |
| 19-22 | 农村前十位疾病死亡原因及构成 (1993年) .....  | (649) |
|       | DEATH RATE OF 10 MAJOR DISEASE IN RURAL AREAS (1993)  |       |
| 19-23 | 全国法定报告传染病的发病及死亡情况 (1993年) .....   | (650) |
|       | INCIDENCE AND DEATH FROM INFECTIOUS DISEASES (1993)   |       |
| 19-24 | 历届全国人民代表大会的代表人数 .....   | (650) |
|       | DEPUTIES TO THE NATIONAL PEOPLE'S CONGRESSES: FIRST THROUGH EIGHTH                          |       |
| 19-25 | 历届全国政治协商会议的委员人数 .....   | (651) |
|       | DEPUTIES TO THE CHINESE PEOPLE'S POLITICAL CONSULTATIVE<br>CONFERENCES FIRST THROUGH EIGHTH |       |
| 19-26 | 工会组织情况 .....  | (651) |
|       | BASIC STATISTICS FOR LABOR UNIONS   |       |
| 19-27 | 社会福利事业、企业单位和工作人员数 .....   | (652) |
|       | SOCIAL WELFARE INSTITUTIONS AND ENTERPRISES AND STAFF AND WORKERS                           |       |
| 19-28 | 社会福利事业单位基本情况 (1993年) .....  | (652) |
|       | BASIC STATISTICS ON SOCIAL WELFARE INSTITUTIONS (1993)                                      |       |
| 19-29 | 社会福利救济主要费用情况 .....  | (653) |
|       | BASIC STATISTICS ON MAJOR SOCIAL WELFARE RELIEF FUNDS                                       |       |
| 19-30 | 享受补助、救济人员情况 .....   | (653) |
|       | PERSONS RECEIVING SUBSIDIES OR RELIEF FUNDS   |       |
| 19-31 | 各地区城镇社区服务设施和农村社会保障网络基本情况 (1993年) .....  | (654) |
|       | BASIC STATISTICS OF URBAN WELFARE FACILITIES AND RURAL SOCIAL<br>SECURITY NETWORK (1993)    |       |
| 19-32 | 社会福利企业基本情况 (1993年) .....  | (655) |
|       | BASIC STATISTICS ON SOCIAL WELFARE ENTERPRISES (1993)                                       |       |
| 19-33 | 婚姻登记和离婚情况 .....   | (655) |
|       | BASIC STATISTICS ON MARRIAGE REGISTRATIONS AND DIVORCES                                     |       |
| 19-34 | 各地区婚姻登记和离婚情况 (1993年) .....  | (656) |
|       | MARRIAGE REGISTRATIONS AND DIVORCES BY REGION (1993)  |       |
| 19-35 | 律师、公证、调解工作基本情况 .....  | (657) |
|       | BASIC STATISTICS ON LAW, NOTARIZATIONS AND MEDIATIONS                                       |       |
| 19-36 | 国内公证文书分类 (1993年) .....  | (658) |
|       | DOMESTIC NOTARIAL DOCUMENTS BY TYPE (1993)  |       |
| 19-37 | 涉外公证文书分类 (1993年) .....  | (659) |
|       | FOREIGN NOTARIAL DOCUMENTS BY TYPE (1993)   |       |
| 19-38 | 调解民间纠纷分类 .....  | (659) |
|       | CIVIL DISPUTES MEDIATED BY TYPE   |       |
| 19-39 | 劳动仲裁委员会受理及处理劳动争议案件情况 .....  | (660) |



SETTLEMENTS OF LABOUR DISPUTES ACCEPTED AND HANDLED BY LABOR  
ARBITRATION COMMITTEES

|       |   |       |
|-------|---|-------|
| 19-40 | 职工保险福利费用总额 .....  | (661) |
|       | LABOR INSURANCE AND WELFARE FUNDS OF STAFF AND WORKERS  |       |
| 19-41 | 国有单位在职职工分行业保险福利费 (1993年) .....  | (662) |
|       | LABOR INSURANCE AND WELFARE FUNDS OF STAFF AND WORKERS IN<br>STATE-OWNED UNITS BY SECTOR (1993) |       |
| 19-42 | 国有单位离休、退休、退职人员保险福利费 .....   | (664) |
|       | LABOR INSURANCE AND WELFARE FUNDS OF STAFF AND WORKERS IN<br>STATE-OWNED UNITS BY SECTOR        |       |
| 19-43 | 离休、退休、退职人员人数 (年底数) .....  | (664) |
|       | NUMBER OF RETIRED AND RESIGNED STAFF AND WORKERS (RRSW)<br>(YEAR-END)                           |       |
| 19-44 | 分地区离休、退休、退职人员人数 (1993年) .....   | (665) |
|       | NUMBER OF RETIRED AND RESIGNED STAFF AND WORKERS (RRSW)<br>BY REGION (END OF 1993)              |       |
| 19-45 | 离休、退休、退职职工保险福利费用总额 .....  | (666) |
|       | LABOR INSURANCE AND WELFARE FUNDS FOR RETIRED AND RESIGNED<br>STAFF AND WORKERS                 |       |
| 19-46 | 交通事故发生情况 (1993年) .....  | (666) |
|       | BASIC STATISTICS ON TRAFFIC ACCIDENTS (1993)  |       |
| 19-47 | 火灾事故发生情况 (1993年) .....  | (667) |
|       | BASIC STATISTICS ON FIRES (1993)  |       |
| 19-48 | 各地区环保系统人员基本情况 (1993年底) .....  | (667) |
|       | PERSONNEL IN ENVIRONMENTAL PROTECTION AGENCIES BY REGION<br>(END OF 1993)                       |       |
| 19-49 | 全国企业事业单位“三废”治理情况 .....  | (668) |
|       | TREATMENT OF WASTE WATER, GAS AND RESIDUE BY ENTERPRISES AND<br>INSTITUTIONS                    |       |
| 19-50 | 各地区企业事业单位废水处理 (1993年) .....   | (669) |
|       | FACILITIES FOR WASTE WATER TREATMENT AND INSTITUTIONS BY<br>REGION (1993)                       |       |
| 19-51 | 各地区工业废水排放及处理情况 (1993年) .....  | (670) |
|       | DISCHARGE AND TREATMENT OF WASTE WATER BY REGION (1993)   |       |
| 19-52 | 工业各行业废水排放情况 (1993年) .....   | (671) |
|       | DISCHARGE AND TREATMENT OF WASTE WATER BY BRANCH OF<br>INDUSTRY (1993)                          |       |
| 19-53 | 各地区废气排放及处理情况 (1993年) .....  | (672) |
|       | EMISSION AND TREATMENT OF WASTE GAS BY REGION (1993)  |       |
| 19-54 | 工业各行业工业废气排放及处理情况 (1993年) .....  | (674) |
|       | EMISSION AND TREATMENT OF WASTE GAS BY BRANCH OF INDUSTRY (1993)                                |       |
| 19-55 | 工业分行业工业固体废物产生及处理利用情况 (1993年) .....  | (676) |
|       | PRODUCTION, USE AND TREATMENT OF INDUSTRIAL WASTE RESIDUE BY<br>BRANCH OF INDUSTRY (1993)       |       |
| 19-56 | 各地区工业固体废物排放及处理利用情况 (1993年) .....  | (678) |
|       | DISCHARGE, USE AND TREATMENT OF INDUSTRIAL WASTE RESIDUE  |       |

|       |  |       |
|-------|--|-------|
|       | BY REGION (1993)   |       |
| 19-57 | 各地区环境污染与破坏事故情况 (1993年) .....   | (680) |
|       | POLLUTION ACCIDENTS BY REGION (1993)   |       |
| 19-58 | 环保系统科研、教育等工作情况 (1993年) .....   | (681) |
|       | EDUCATION AND SCIENTIFIC RESEARCH IN ENVIRONMENTAL PROTECTION<br>AGENCIES BY REGION (1993) |       |
|       | 主要统计指标解释 .....   | (682) |
|       | EXPLANATORY NOTES FOR MAJOR INDICATORS   |       |

#### 附录一、台湾省主要社会经济指标

#### APPENDIX I MAIN SOCIAL AND ECONOMIC INDICATORS OF TAIWAN PROVINCE

|        |   |       |
|--------|---|-------|
| 附录1-1  | 面积和人口主要指标 .....   | (693) |
|        | A1-1 MAIN INDICATORS OF AREA AND POPULATION               |       |
| 附录1-2  | 劳动力和就业状况 .....  | (693) |
|        | A1-2 LABOR FORCE AND EMPLOYMENT                           |       |
| 附录1-3  | 国民生产总值 .....  | (694) |
|        | A1-3 GROSS NATIONAL PRODUCTS                              |       |
| 附录1-4  | 国民生产总值用途 .....  |       |
|        | A1-4 EXPENDITURES ON GROSS NATIONAL PRODUCTS              |       |
| 附录1-5  | 国内生产总值及部门构成 .....   | (694) |
|        | A1-5 GROSS DOMESTIC PRODUCTS BY KIND OF ECONOMIC ACTIVITY |       |
| 附录1-6  | 农业生产指数 .....  | (695) |
|        | A1-6 INDEX OF AGRICULTURAL PRODUCTION                     |       |
| 附录1-7  | 主要农产品产量 .....   | (695) |
|        | A1-7 OUTPUT OF MAJOR CORPS                                |       |
| 附录1-8  | 工业生产指数 .....  | (696) |
|        | A1-8 INDEX OF INDUSTRIAL PRODUCTION                       |       |
| 附录1-9  | 主要工业产品产量 .....  | (697) |
|        | A1-9 OUTPUT OF MAJOR INDUSTRIAL PRODUCTS                  |       |
| 附录1-10 | 能源生产和消费 .....   | (698) |
|        | A1-10 PRODUCTION AND CONSUMPTION OF ENERGY                |       |
| 附录1-11 | 新建房屋建筑面积 .....  | (699) |
|        | A1-11 CONSTRUCTION OF NEW BUILDINGS                       |       |
| 附录1-12 | 铁路和公路客货运量 .....   | (699) |
|        | A1-12 RAILWAY AND HIGHWAY PASSENGER AND FREIGHT TRAFFIC   |       |
| 附录1-13 | 邮电业务量 .....   | (700) |
|        | A1-13 TELECOMMUNICATIONS SERVICES                         |       |
| 附录1-14 | 商品进出口贸易总额 .....   | (700) |
|        | A1-14 TOTAL IMPORTS AND EXPORTS                           |       |
| 附录1-15 | 商品进口来源和出口去向 .....   | (701) |
|        | A1-15 IMPORTS AND EXPORTS BY REGIONS OR COUNTRIES         |       |
| 附录1-16 | 出口与进口商品分类 .....   | (702) |
|        | A1-16 COMPOSITION OF EXPORTS AND IMPORTS                  |       |
| 附录1-17 | 旅游人数 .....  | (702) |
|        | A1-17 VISITOR ARRIVALS AND INTERNATIONAL TOURIST          |       |

|        |   |       |
|--------|---|-------|
| 附录1-18 | 消费物价指数 .....  | (702) |
| A1-18  | CONSUMER PRICE INDICES  |       |
| 附录1-19 | 财政收入 .....  | (703) |
| A1-19  | NET REVENUE OF TREASURY   |       |
| 附录1-20 | 财政支出 .....  | (703) |
| A1-20  | NET EXPENDITURES OF TREASURY  |       |
| 附录1-21 | 公债发行情况 .....  | (704) |
| A1-21  | GOVERNMENT BONDS  |       |
| 附录1-22 | 主要金融指标 .....  | (704) |
| A1-22  | PRINCIPAL FINANCIAL INDICATORS  |       |
| 附录1-23 | 股票交易 .....  | (704) |
| A1-23  | TRANSACTIONS OF LISTED STOCK  |       |
| 附录1-24 | 入学率和教育经费 .....  | (705) |
| A1-24  | NET ENROLLMENT RATE AND PUBLIC EXPENDITURES ON EDUCATION<br>AT CURRENT MARKET PRICE |       |
| 附录1-25 | 科技人员数和科研开发经费 .....  | (705) |
| A1-25  | NUMBER OF SCIENTISTS, ENGINEERS AND TECHNICIANS AND<br>EXPENDITURES ON R & D        |       |
| 附录1-26 | 医院、病床和医务人员情况 .....  | (706) |
| A1-26  | MEDICAL FACILITIES AND HEALTH PERSONNEL   |       |
| 附录1-27 | 家庭设备普及率 .....   | (706) |
| A1-27  | PERCENT OF FAMILIES OWNING OF HOUSEHOLD APPLIANCES                                  |       |

## 附录二、香港主要社会经济指标

### APPENDIX I MAIN SOCIAL AND ECONOMIC INDICATORS OF HONG KONG

|        |  |       |
|--------|--|-------|
| 附录2-1  | 人口主要指标 .....   | (709) |
| A2-1   | MAIN INDICATORS OF POPULATION                              |       |
| 附录2-2  | 劳动力行业构成与失业状况 .....   | (709) |
| A2-2   | LABOR FORCE AND EMPLOYMENT                                 |       |
| 附录2-3  | 国内生产总值 .....   | (710) |
| A2-3   | GROSS DOMESTIC PRODUCTS                                    |       |
| 附录2-4  | 国内生产总值用途 .....   | (710) |
| A2-4   | EXPENDITURES ON GROSS DOMESTIC PRODUCTS                    |       |
| 附录2-5  | 国内生产总值部门构成 .....   | (710) |
| A2-5   | COMPOSITION OF GROSS DOMESTIC PRODUCTS BY KIND OF ACTIVITY |       |
| 附录2-6  | 制造业生产指数 .....  | (711) |
| A2-6   | INDICES OF MANUFACTURING INDUSTRY                          |       |
| 附录2-7  | 制造业企业指标 (1991年) .....                                      | (712) |
| A2-7   | MAIN INDICATORS OF MANUFACTURING INDUSTRY (1991)           |       |
| 附录2-8  | 电力、煤气和水消费量 .....   | (713) |
| A2-8   | CONSUMPTION OF ELECTRICITY, GAS AND WATER                  |       |
| 附录2-9  | 房地产企业的经营状况 .....   | (713) |
| A2-9   | MANAGEMENT OF REAL ESTATE ENTERPRISES                      |       |
| 附录2-10 | 居民住房占有情况 .....   | (714) |
| A2-10  | HOUSING CONDITIONS OF URBAN AND RURAL RESIDENTS            |       |

|        |  |       |
|--------|--|-------|
| 附录2-11 | 运输服务企业指标 (1991年)   | (714) |
| A2-11  | INDICATORS OF TRAFFIC SERVICES ENTERPRISES (1991)              |       |
| 附录2-12 | 空运和水运  | (715) |
| A2-12  | TRAFFIC OF AVIATION AND WATERWAY TRANSPORT                     |       |
| 附录2-13 | 国际货运   | (715) |
| A2-13  | INTERNATIONAL FREIGHT TRAFFIC                                  |       |
| 附录2-14 | 新增机动车辆登记数  | (716) |
| A2-14  | NEW REGISTRATION OF MOTOR VEHICLES                             |       |
| 附录2-15 | 电话服务情况   | (716) |
| A2-15  | TELEPHONE SERVICES   |       |
| 附录2-16 | 商业、旅店服务企业指标 (1991年)  | (717) |
| A2-16  | INDICATORS OF BUSINESSES ENTERPRISES AND HOTEL SERVICES (1991) |       |
| 附录2-17 | 商品进出口贸易总额  | (717) |
| A2-17  | TOTAL IMPORTS AND EXPORTS                                      |       |
| 附录2-18 | 商品主要进口来源和出口去向  | (718) |
| A2-18  | IMPORTS AND EXPORTS BY REGIONS OR COUNTRIES                    |       |
| 附录2-19 | 商品转口的主要来源和去向   | (718) |
| A2-19  | RE-EXPORTS BY REGIONS OR COUNTRIES                             |       |
| 附录2-20 | 政府财政收入   | (719) |
| A2-20  | GOVERNMENT REVENUE   |       |
| 附录2-21 | 政府财政支出   | (720) |
| A2-21  | GOVERNMENT EXPENDITURES  |       |
| 附录2-22 | 汇率   | (721) |
| A2-22  | EXCHANGE RATE  |       |
| 附录2-23 | 货币供给 (年底数)   | (722) |
| A2-23  | MONEY SUPPLY (YEAR-END)  |       |
| 附录2-24 | 证券交易 (年底数)   | (723) |
| A2-24  | SECURITIES EXCHANGE AND STOCK PRICE INDEX (YEAR-END)           |       |
| 附录2-25 | 15岁以上居民教育程度  | (723) |
| A2-25  | EDUCATIONAL ATTAINMENTS OF POPULATION 15 YEARS OLD AND OVER    |       |
| 附录2-26 | 各类型教育机构 (全日制) 受教育人数  | (724) |
| A2-26  | POPULATION OF EDUCATED DIFFERENT EDUCATIONAL DEPARTMENT        |       |
| 附录2-27 | 医疗卫生条件   | (724) |
| A2-27  | CONDITIONS OF PUBLIC HEALTH                                    |       |

### 附录三、澳门主要社会经济指标

#### APPENDIX I MAIN SOCIAL AND ECONOMIC INDICATORS OF MACAO

|       |                               |       |
|-------|-------------------------------|-------|
| 附录3-1 | 人口主要指标                        | (727) |
| A3-1  | MAIN INDICATORS OF POPULATION |       |
| 附录3-2 | 国内生产总值用途                      | (727) |
| A3-2  | USE OF GROSS DOMESTIC PRODUCT |       |
| 附录3-3 | 工业概况                          | (727) |
| A3-3  | INDUSTRY                      |       |
| 附录3-4 | 能源平衡表                         | (728) |
| A3-4  | ENERGY SUPPLY AND CONSUMPTION |       |

|        |   |       |
|--------|---|-------|
| 附录3-5  | 新建楼房 .....  | (728) |
| A3-5   | NEWLY BUILDINGS COMPLETED                           |       |
| 附录3-6  | 进口商品分类 .....  | (729) |
| A3-6   | IMPORTS BY CATEGORY OF COMMODITIES                  |       |
| 附录3-7  | 出口商品分类 .....  | (729) |
| A3-7   | EXPORTS BY CATEGORY OF COMMODITIES                  |       |
| 附录3-8  | 商品进口来源 .....  | (729) |
| A3-8   | IMPORTS BY SOURCES OF COMMODITIES                   |       |
| 附录3-9  | 商品出口去向 .....  | (730) |
| A3-9   | EXPORTS BY REACHES OF COMMODITIES                   |       |
| 附录3-10 | 旅游人数和构成 .....                                       | (730) |
| A3-10  | TOURISTS AND ITS COMPOSITION BY SOURCES             |       |
| 附录3-11 | 旅馆情况 .....  | (730) |
| A3-11  | HOTEL   |       |
| 附录3-12 | 消费物价指数 .....  | (731) |
| A3-12  | CONSUMER PRICE INDEX                                |       |
| 附录3-13 | 政府财政收支 .....  | (731) |
| A3-13  | PUBLIC REVENUE AND EXPENDITURES                     |       |
| 附录3-14 | 海外资产负债 (年底数) .....                                  | (731) |
| A3-14  | OVERSEAS ASSETS AND LIABILITIES (YEAR-END)          |       |
| 附录3-15 | 货币汇率 (平均兑换价) .....                                  | (732) |
| A3-15  | EXCHANGE RATE (AVERAGE EXCHANGE RATES)              |       |
| 附录3-16 | 学校、教师和学生人数 .....                                    | (732) |
| A3-16  | NUMBER OF SCHOOLS, TEACHERS AND STUDENTS            |       |
| 附录3-17 | 医院和医务人员数 .....                                      | (732) |
| A3-17  | NUMBER OF HOSPITAL AND PROFESSIONALS OF HEALTH CARE |       |

#### 附录四、我国经济、社会统计指标同世界主要国家比较

#### APPENDIX IV A COMPARISON OF INDICATORS OF ECONOMY AND SOCIETY AMONG PEOPLE'S REPUBLIC OF CHINA AND OTHER COUNTRIES

|       |  |       |
|-------|--|-------|
| 附录4-1 | 国土面积和人口 .....  | (735) |
| A4-1  | AREA OF LAND AND POPULATION                                |       |
| 附录4-2 | 自然资源 (1991年) .....   | (736) |
| A4-2  | NATURAL RESOURCES (1991)                                   |       |
| 附录4-3 | 生命统计 (1992年) .....   | (737) |
| A4-3  | VITAL STATISTICS (1992)                                    |       |
| 附录4-4 | 人口的年龄构成和城乡构成 (1991年) .....                                 | (738) |
| A4-4  | AGE STRUCTURE AND RESIDENCE STRUCTURE OF POPULATION (1991) |       |
| 附录4-5 | 经济活动人口 .....   | (739) |
| A4-5  | ECONOMICALLY ACTIVE POPULATION                             |       |
| 附录4-6 | 就业状况 .....   | (741) |
| A4-6  | EMPLOYMENT   |       |
| 附录4-7 | 国内生产总值和指数 .....  | (743) |
| A4-7  | GROSS DOMESTIC PRODUCTS AND INDICES                        |       |

|        |   |       |
|--------|---|-------|
| 附录4-8  | 国内生产总值部门构成 .....  | (744) |
| A4-8   | COMPOSITION OF GROSS DOMESTIC PRODUCTS BY KIND OF ACTIVITY  |       |
| 附录4-9  | 国内生产总值使用构成 .....  | (746) |
| A4-9   | COMPOSITION OF EXPENDITURES ON THE GROSS DOMESTIC PRODUCTS  |       |
| 附录4-10 | 农业生产指数 .....  | (747) |
| A4-10  | INDICES OF AGRICULTURAL PRODUCTS  |       |
| 附录4-11 | 主要农产品产量 .....   | (748) |
| A4-11  | OUTPUT OF MAJOR AGRICULTURAL PRODUCTS   |       |
| 附录4-12 | 我国农业主要产品产量居世界位次的变化 .....  | (751) |
| A4-12  | CHANGES IN THE ORDER OF PRECEDENCE OF MAJOR AGRICULTURAL PRODUCTS OF P. R. CHINA THROUGHOUT ALL COUNTRIES |       |
| 附录4-13 | 每人每天食物热值、蛋白质及脂肪含量 (1988--1990年) .....   | (752) |
| A4-13  | PER CAPITA PER DAY CALORIES, PROTEIN AND FAT IN FOOD (1988-1990)  |       |
| 附录4-14 | 化肥施用量 .....   | (753) |
| A4-14  | CONSUMPTION OF FERTILIZER   |       |
| 附录4-15 | 农用机械拥有量 .....   | (754) |
| A4-15  | FARM MACHINERY  |       |
| 附录4-16 | 工业生产指数 .....  | (755) |
| A4-16  | INDICES OF INDUSTRIAL PRODUCTION  |       |
| 附录4-17 | 主要工业产品产量 (1992年) .....  | (756) |
| A4-17  | OUTPUT OF MAJOR INDUSTRIAL PRODUCTS (1992)  |       |
| 附录4-18 | 我国工业主要产品产量居世界位次的变化 .....  | (759) |
| A4-18  | CHANGES IN THE ORDER OF PRECEDENCE OF INDUSTRIAL PRODUCTS OF P. R. CHINA THROUGHOUT ALL COUNTRIES         |       |
| 附录4-19 | 制造业增加值的部门构成 (1991年) .....   | (760) |
| A4-19  | COMPOSITION OF VALUE-ADDED OF MANUFACTURING INDUSTRY BY BRANCH (1991)                                     |       |
| 附录4-20 | 能源生产和贸易 (1991年) .....   | (761) |
| A4-20  | PRODUCTION AND TRADE OF COMMERCIAL ENERGY (1991)  |       |
| 附录4-21 | 能源消费 (1991年) .....  | (762) |
| A4-21  | CONSUMPTION OF COMMERCIAL ENERGY (1991)   |       |
| 附录4-22 | 铁路运输旅客、货物周转量 .....  | (763) |
| A4-22  | RAILWAY PASSENGER AND FREIGHT TRAFFIC MILEAGE   |       |
| 附录4-23 | 海运装货量和卸货量 .....   | (764) |
| A4-23  | INTERNATIONAL MARITIME TRANSPORT  |       |
| 附录4-24 | 航空运输旅客、货物周转量 .....  | (765) |
| A4-24  | CIVIL AVIATION TRAFFIC PASSENGER AND FREIGHT TRAFFIC MILEAGE  |       |
| 附录4-25 | 建成的住宅面积 .....   | (766) |
| A4-25  | NEW BUILDINGS COMPLETED   |       |
| 附录4-26 | 消费物价指数 .....  | (767) |
| A4-26  | CONSUMER PRICE INDICES  |       |
| 附录4-27 | 政府财政收支 .....  | (768) |
| A4-27  | REVENUE AND EXPENDITURE OF GOVERNMENT FINANCE   |       |
| 附录4-28 | 中央政府财政收入构成 .....  | (769) |
| A4-28  | COMPOSITION OF REVENUE BY CENTRAL GOVERNMENT FINANCE  |       |
| 附录4-29 | 中央政府财政支出构成 .....  | (770) |

|        |  |       |
|--------|--|-------|
| A4-29  | COMPOSITION OF EXPENDITURES BY CENTRAL GOVERNMENT FINANCE                                |       |
| 附录4-30 | 中央政府财政收入占国内生产总值比重 .....  | (771) |
| A4-30  | CENTRAL GOVERNMENT REVENUE AS PERCENTAGE OF GROSS DOMESTIC PRODUCTS                      |       |
| 附录4-31 | 进出口贸易额 .....   | (772) |
| A4-31  | TOTAL IMPORTS AND EXPORTS BY COUNTRIES AND AREAS   |       |
| 附录4-32 | 部分国家(地区)商品进口来源 .....   | (773) |
| A4-32  | IMPORTS STRUCTURE BY MAIN REGIONS OF ORIGIN  |       |
| 附录4-33 | 部分国家(地区)商品出口去向 .....   | (777) |
| A4-33  | EXPORT STRUCTURE BY MAIN REGIONS OF DESTINATION  |       |
| 附录4-34 | 国际收支(1992年) .....  | (781) |
| A4-34  | INTERNATIONAL BALANCE OF PAYMENT (1992)  |       |
| 附录4-35 | 国际储备和黄金储备(年底数) .....   | (782) |
| A4-35  | INTERNATIONAL RESERVES AND GOLD RESERVES (END-YEAR)                                      |       |
| 附录4-36 | 货币汇率 .....   | (783) |
| A4-36  | EXCHANGE RATES   |       |
| 附录4-37 | 货币供应量(年底数) .....   | (784) |
| A4-37  | MONEY SUPPLY (YEAR-END)  |       |
| 附录4-38 | 存款和贷款利率 .....  | (785) |
| A4-38  | INTEREST RATES ON DEPOSIT AND LENDING  |       |
| 附录4-39 | 债券利率 .....   | (786) |
| A4-39  | BOND RATE  |       |
| 附录4-40 | 债务情况 .....   | (787) |
| A4-40  | EXTERNAL DEBT  |       |
| 附录4-41 | 居民文化程度构成 .....   | (788) |
| A4-41  | PERCENTAGE DISTRIBUTION ON POPULATION 25 YEARS OF AGE AND OVER BY EDUCATIONAL ATTAINMENT |       |
| 附录4-42 | 教师及学生人数 .....  | (789) |
| A4-42  | NUMBER OF TEACHERS AND STUDENTS  |       |
| 附录4-43 | 公共教育经费占国民生产总值比重 .....  | (790) |
| A4-43  | PUBLIC EXPENDITURES ON EDUCATION AS PERCENTAGE OF THE GNP                                |       |
| 附录4-44 | 科技人员数 .....  | (791) |
| A4-44  | SCIENTIFIC AND TECHNICAL MANPOWER  |       |
| 附录4-45 | 研究与开发经费 .....  | (792) |
| A4-45  | EXPENDITURES ON RESEARCH AND EXPERIMENTAL DEVELOPMENT                                    |       |
| 附录4-46 | 平均每千医生服务人口数 .....  | (793) |
| A4-46  | POPULATION PER PHYSICIAN   |       |
| 附录4-47 | 交通事故 .....   | (794) |
| A4-47  | TRAFFIC ACCIDENTS  |       |

# 《中国统计年鉴》编委会和编辑出版人员名单

## 一、编委会名单

主 编：张 塞

副 主 编：邵宗明 卢春恒 翟立功 叶 震

编辑委员：(以姓氏笔划为序)

龙 华 任才方 刘 钧 李启明 李 强 李露华 吴 军  
苏福刚 岳如鹏 林贤郁 张为民 张新民 邱晓华 金桂芳  
徐正一 章钟基 谢鸿光

## 二、编辑工作人员名单

总编辑：叶 震

副总编辑：谢鸿光 金兆丰

编辑部主任：金兆丰

编辑部副主任：徐未来 李小维 朱维盛

编辑人员：(以姓氏笔划为序)

方 宽 刘 巍 刘长松 刘丽萍 闫 岭 孙 亮 李慧民  
吴士晖 杨京英 杨宽宽 沈智宏 陈晓杰 赵惠云 周立东  
庞晓林 张 琪 郝安民 郝胜龙 姜雷光 唐 平 耿春普  
黄大中 黄 培 彭志龙 戴桂芳

英文校订：ROBERT G. BITTLE(美国,特邀) 金桂芳 朱维盛 徐 辉

英文翻译：赵秀珍 冯乃林 金桂芳 徐未来 朱维盛 徐 辉 周立东  
郝胜龙

责任编辑：徐 辉 宋安辉


## 三、出版发行工作人员名单

出版部主任、副主任：刘国林 魏相臣

发行部副主任：聂振杰

版式设计：徐 辉 孙鲁东

封面设计：张建民 崔宝进



063199



# 编者说明

一、《中国统计年鉴——1994》是一部全面反映中华人民共和国经济和社会发展的资料性年刊。本书收录了全国和各省、自治区、直辖市1993年经济和社会各方面大量的统计数据，以及历史重要年份和近十年的全国主要统计数据。

二、全书内容分为十九个部分，即：1. 行政区划和自然资源；2. 综合；3. 人口；4. 从业人员和职工工资；5. 固定资产投资；6. 能源生产和消费；7. 财政；8. 物价指数；9. 人民生活；10. 城市概况；11. 农业；12. 工业；13. 建筑业；14. 运输和邮电；15. 国内外贸易；16. 对外经济和国际旅游；17. 金融和保险；18. 教育、科技和文化；19. 体育、卫生、社会福利和其他。另附：台湾省、香港、澳门地区主要社会经济指标；我国经济、社会统计指标同世界主要国家比较，各篇末附有《主要统计指标解释》，对主要统计指标的含义、统计范围、统计方法，以及历史的变动情况作了简要说明。

三、书中所涉及的全国性统计数据，除国土面积、森林资源和人口普查数据外，均未包括台湾省和香港、澳门地区。

四、资料中所使用的度量衡单位均采用国际统一标准计量单位。

五、本年鉴的资料来源大部分来自年度统计报表，一部分来自抽样调查。台湾省、香港和澳门地区统计资料分别来自各自编印的《统计月报》和《统计年鉴》。主要国家和地区统计资料来自联合国出版的有关统计资料。

六、本年鉴部分数据合计数或相对数由于单位取舍不同产生的计算误差均未作机械调整。

七、年鉴各表中，有关对全表的注解均在该表上方，对表中部分指标的注解则在该表下方。凡带续表的资料，对部分指标的注解一律在最后一张续表的下方。

八、本年鉴表中的符号使用说明：“…”表示数据不足本表最小单位数；“空格”表示该项统计指标数据不详或无该项数据；“#”表示其中的主要项；“\*或①”表示本表下有注解。

## Preface

I. China Statistical Yearbook 1994 is an annual statistics publication, which covers very comprehensive data series for 1993 and some selected data series for historically important years and the most recent ten years at national level and local levels of province, autonomous region, and cities directly under central government and therefore, reflects various aspects of China's social and economic development.

II. The book is organized into nineteen parts, i. e. 1. Administrative Division and Natural Resources; 2. General Survey; 3. Population; 4. Employment and Wage; 5. Investment in Fixed Assets; 6. Production and Consumption of Energy; 7. Public Finance; 8. Price Indices; 9. People's Livelihood; 10. General Survey of Cities; 11. Agriculture; 12. Industry; 13. Construction; 14. Transportation, Post and Telecommunication Services; 15. Domestic Trade and Foreign Trade; 16. Foreign Economy and International Tourism; 17. Banking and Insurance; 18. Education, Science and Culture; 19. Sports, Public Health, Social welfare and others. In the appendices also listed are Main Social and Economic Indicators of Taiwan province, and the regions of Hong Kong and Macao; A Comparison of Indicators of Economy and Society among People's Republic of China and other Countries. In addition, Explanatory Notes for Major Indicators are provided at the end of each part with a brief explanation of the definition, coverage, statistical method applied, and historical changes concerned.

III. The national data in this book does not include that of Taiwan province, and the regions of Hong Kong and Macao except for Area of Total Land, Forest Resources, and Population Census.

IV. The units of measurement used in this book are internationally standard measurement units.

V. The major data sources of this publication are annual statistical reports, and some from sampling surveys. Data of Taiwan and the regions of Hong Kong and Macao are from Monthly Statistics Bulletin and Statistical Yearbook compiled by Taiwan, Hong Kong, and Macao respectively. Data for major countries and regions are from various statistical publications published by the United Nations.

VI. Statistical discrepancies in this book due to rounding are not adjusted.

VII. Any footnotes concerning the whole table are presented at the upper part of the table, while any footnotes concerning individual indicators are presented at the lower part (and in the last page as well for continued tables).

VIII. Explanatory notes for notations used in this book;

- ... not large enough to be rounded into the least unit
- " " data not available
- # of which; major items
- \* or ① see footnotes below.

ISBN 7-5037-1507-3



9 787503 715075 >

(京)新登字 041 号

© 中国统计出版社。

版权所有。未经许可，本书的任何部分不准以任何方式在世界任何地区以任何文字翻印、拷贝、仿制或转载本书任何一部分或全部。

Copyright © China Statistical Publishing House  
All rights reserved. No part of the publication may be reproduced or transmitted in any form or by any means, electronic or mechanical, including photocopying, recording, or any information storage and retrieval system, without written permission from the publisher.

图书在版编目 (CIP) 数据

中国统计年鉴 1994: 中英文对照/国家统计局编.  
北京: 中国统计出版社, 1994. 8  
ISBN 7-5037-1507-3

I. 中…  
I. 国…  
II. 统计资料-中国-1994-年鉴  
N. C832-54

中国统计出版社出版

Published by China Statistical Publishing House

中国·北京三里河月坛南街 38 号 100826

38 Yuetan Nanjie, Sanlihe Beijing 100826 P. R. China

新华书店经销

中国科学院印刷厂印刷

787×1092 毫米 16 开本 52.25 印张 135 万字

1994 年 11 月第 1 版 1994 年 11 月北京第 1 次印刷

印数: 1—16000

ISBN7-5037-1507-3/C·866

# 一 行政区划和自然资源

ADMINISTRATIVE DIVISION AND NATURAL RESOURCES

---

---



1-1 全国行政区划 (1993年底)  
ADMINISTRATIVE DIVISIONS IN CHINA (END OF 1993)

单位: 个

(Number)

| 省级单位名称<br>Provinces<br>Municipalities<br>and Autonomous<br>Regions | 地级单位数<br>Number of<br>Prefectures |                | 县级单位数<br>Number of<br>Counties |     | 各城市单位数<br>Number of<br>Cities | 市辖区数,<br>Districts<br>Under City<br>Administration |
|--|-----------------------------------|----------------|--------------------------------|-----|-------------------------------|--|
|  | #地级市<br>Citics                    | #县级市<br>Cities |                                |     |                               |  |
| 全 国 National   | 335                               | 196            | 2 166                          | 371 | 570                           | 669  |
| 北 京 市 Beijing  |                                   |                | 8                              |     | 1                             | 10   |
| 天 津 市 Tianjing   |                                   |                | 5                              |     | 1                             | 13   |
| 河 北 省 Hebei  | 12                                | 10             | 139                            | 20  | 30                            | 34   |
| 山 西 省 Shanxi   | 11                                | 6              | 100                            | 11  | 17                            | 18   |
| 内 蒙 古 自 治 区 Inner Mongolia   | 12                                | 4              | 84                             | 13  | 17                            | 16   |
| 辽 宁 省 Liaoning   | 14                                | 14             | 44                             | 14  | 28                            | 56   |
| 吉 林 省 Jilin  | 9                                 | 8              | 40                             | 17  | 25                            | 19   |
| 黑 龙 江 省 Heilongjiang   | 14                                | 11             | 68                             | 18  | 29                            | 64   |
| 上 海 市 Shanghai   |                                   |                | 6                              |     | 1                             | 14   |
| 江 苏 省 Jiangsu  | 11                                | 11             | 64                             | 24  | 35                            | 42   |
| 浙 江 省 Zhejiang   | 11                                | 9              | 66                             | 22  | 31                            | 20   |
| 安 徽 省 Anhui  | 16                                | 10             | 68                             | 9   | 19                            | 35   |
| 福 建 省 Fujian   | 9                                 | 6              | 64                             | 14  | 20                            | 17   |
| 江 西 省 Jiangxi  | 11                                | 6              | 84                             | 12  | 18                            | 15   |
| 山 东 省 Shandong   | 17                                | 12             | 98                             | 31  | 43                            | 37   |
| 河 南 省 Henan  | 17                                | 12             | 118                            | 19  | 31                            | 39   |
| 湖 北 省 Hubei  | 14                                | 9              | 70                             | 22  | 31                            | 29   |
| 湖 南 省 Hunan  | 14                                | 8              | 96                             | 20  | 28                            | 26   |
| 广 东 省 Guangdong  | 20                                | 20             | 79                             | 18  | 38                            | 40   |
| 广 西 壮 族 自 治 区 Guangxi  | 14                                | 6              | 82                             | 8   | 14                            | 23   |
| 海 南 省 Hainan   | 2                                 | 2              | 17                             | 3   | 5                             | 3  |
| 四 川 省 Sichuan  | 23                                | 13             | 176                            | 18  | 31                            | 43   |
| 贵 州 省 Guizhou  | 9                                 | 2              | 80                             | 9   | 11                            | 6  |
| 云 南 省 Yunnan   | 17                                | 2              | 123                            | 12  | 14                            | 4  |
| 西 藏 自 治 区 Tibet  | 7                                 | 1              | 77                             | 1   | 2                             | 1  |
| 陕 西 省 Shaanxi  | 10                                | 4              | 93                             | 9   | 13                            | 14   |
| 甘 肃 省 Gansu  | 14                                | 5              | 75                             | 8   | 13                            | 10   |
| 青 海 省 Qinghai  | 8                                 | 1              | 39                             | 2   | 3                             | 4  |
| 宁 夏 回 族 自 治 区 Ningxia  | 4                                 | 2              | 18                             | 2   | 4                             | 6  |
| 新 疆 维 吾 尔 自 治 区 Xinjiang   | 15                                | 2              | 85                             | 15  | 17                            | 11   |
| 台 湾 省 Taiwan   |                                   |                |                                |     |                               |  |

1-2 自然状况  
NATURAL CONDITIONS

| 项 目                                | Item  | 1993        |
|------------------------------------|---|-------------|
| <b>国土</b>                          | <b>Land Area</b>  |             |
| 国土面积 (万平方公里)                       | Surface Area of Country (10 000 sq. km)   | 960         |
| 海域面积 (万平方公里)                       | Surface Area of Sea (10 000 sq. km)   | 473         |
| 海洋平均深度 (米)                         | Average Depth of Sea (m)  | 961         |
| 海洋最大深度 (米)                         | Maximum Depth of Sea (m)  | 5 377       |
| 岸线总长度 (公里)                         | Length of Coastline (km)  | 32 000      |
| 大陆岸线长度 (公里)                        | Mainland Shore (km)   | 18 000      |
| 岛屿岸线长度 (公里)                        | Island Shore (km)   | 14 000      |
| 岛屿个数 (个)                           | Number of Islands   | 5 400       |
| 岛屿面积 (万平方公里)                       | Area of Islands (10 000 sq. km)   | 3.87        |
| <b>气候</b>                          | <b>Climate</b>  |             |
| 热量分布(积温 $\geq 0^{\circ}\text{C}$ ) | Distribution of Thermal Energy  |             |
| 黑龙江北部及青藏高原                         | Northern Heilongjiang and Tibet Plateau ( $^{\circ}\text{C}$ )                  | 2 000-2 500 |
| 东北平原                               | Northeast Plain ( $^{\circ}\text{C}$ )  | 3 000-4 000 |
| 华北平原                               | Northern China Plain ( $^{\circ}\text{C}$ )                                     | 4 000-5 000 |
| 长江流域及以南地区                          | Changjiang River Drainage Area and Related Southern Area ( $^{\circ}\text{C}$ ) | 5 800-6 000 |
| 南岭以南地区                             | South Nanling Mountain Area ( $^{\circ}\text{C}$ )                              | 7 000-8 000 |
| 降水量 (毫米)                           | Precipitation (mm)  |             |
| 台湾中部山区                             | Mid-Taiwan Mountain Area  | $>4 000$    |
| 华南沿海                               | Southern China Coastal Area   | 1 600-2 000 |
| 长江流域                               | Changjiang River Drainage Area  | 1 000-1 500 |
| 华北、东北                              | Northern and Northeastern Area  | 400-800     |
| 西北内陆                               | Northwestern Inland   | 100-200     |
| 塔里木盆地、吐鲁番盆地和柴达木盆地                  | Talimu Basin, Tulufan Basin and Chaidamu Basin                                  | $\leq 25$   |
| 气候带面积比例 (国土面积=100)                 | Percentage of Climate Zones to Total Surface Area                               |             |
| 湿润地区(干燥度 $<1.0$ )                  | Tropical Climate Zone(aridity $<1.0$ )  | 32          |
| 半湿润地区(干燥度=1.0-1.5)                 | Semi-Tropical Climate Zone(aridity 1.0-1.5)                                     | 15          |
| 半干旱地区(干燥度=1.5-2.0)                 | Semi-Arid Climate Zone(aridity 1.5-2.0)   | 22          |
| 干旱地区(干燥度 $>2.0$ )                  | Arid Climate Zone(aridity $>2.0$ )  | 31          |

注：气候资料为多年平均值。

a) Figures obtained from statistical checks during previous years, and are therefore subject to further verification and surveys.

1-35 自然 资源 源  
NATURAL RESOURCES

| 项 目               | Item  | 1993                     |
|-------------------|---|--------------------------|
| <b>土地资源</b>       | <b>Land Resources</b>                             | <b>(10 000 hectares)</b> |
| 耕地面积              | Cultivated Land                                   | 9 510                    |
| 荒地面积              | Undeveloped Land                                  | 10 800                   |
| #宜农荒地             | Useable   | 3 535                    |
| 林业用地面积            | Afforested Land                                   | 26 289                   |
| #宜林荒山荒地           | Developed Afforested Land                         | 6 303                    |
| 草地面积              | Prairie   | 40 000                   |
| #可利用草地            | Utilizable  | 31 333                   |
| <b>林木资源</b>       | <b>Forests</b>                                    |                          |
| 活立木总蓄积量 (亿立方米)    | Growing Stock (100 000 000 cu.m)                  | 108.68                   |
| 森林面积 (万公顷)        | Forest Area (10 000 hectares)                     | 12 863                   |
| 森林蓄积量 (亿立方米)      | Forest Growing Stock (100 000 000 cu.m)           | 93.1                     |
| 森林覆盖率 (%)         | Forest-Cover Rate (%)                             | 13.4                     |
| <b>水利资源</b>       | <b>Hydrology and Water Conservancy</b>            |                          |
| <b>大陆</b>         | <b>Land</b>                                       |                          |
| 地表水资源总量 (亿立方米)    | Earth Surface Water Volume (100 000 000 cu.m)     | 28 124                   |
| 地表径流              | Surface River Flow                                | 27 115                   |
| #冰川融水量            | Melted Glaciers                                   | 560                      |
| 地下(浅层)水量          | Underground Water Volume                          | 8 287                    |
| 水力资源蕴藏量 (亿千瓦)     | Hydropower Resources (100 000 000 kw)             | 6.76                     |
| #可开发量             | Developable Resources                             | 3.79                     |
| 内陆水域总面积 (万公顷)     | Inland Water Area (10 000 hectares)               | 1 747                    |
| #可养殖面积            | Cultivable Area                                   | 675                      |
| #已养殖面积            | Cultivated Area                                   | 416                      |
| <b>海洋</b>         | <b>Sea</b>  |                          |
| 海洋能源理论蕴藏量 (亿千瓦)   | Theoretical Sea-energy Resources (100 000 000 kw) | 6.3                      |
| 海岸带面积 (万平方公里)     | Coastal Area (10 000 sq. km)                      | 28                       |
| 滩涂面积 (万平方公里)      | Sea/Beach Area (10 000 sq. km)                    | 2.08                     |
| 海水可养殖面积 (万公顷)     | Cultivable Area in Marine Areas (10 000 hectares) | 260.01                   |
| #已养殖面积 (万公顷)      | Cultivated Area (10 000 hectares)                 | 58.8                     |
| 浅海滩涂可养殖面积 (万公顷)   | Sea/Beach Cultivable Area (10 000 hectares)       | 242.0                    |
| #已养殖面积 (万公顷)      | Cultivated Area (10 000 hectares)                 | 43.3                     |
| <b>矿产资源(保有储量)</b> | <b>Mineral Resources</b>                          | <b>(100 000 000 ton)</b> |
| 煤                 | Coal Reserves                                     | 10 018.65                |
| 铁矿石               | Iron Ore Reserves                                 | 487.29                   |
| 磷矿石               | Phosphate Ore                                     | 157.66                   |
| 钾盐                | Sylvite   | 4.58                     |
| 盐                 | Salt  | 4 024.00                 |

注: 1. 自然资源部分未包括台湾省。

2. 土地、水利资源为以前清查数, 有待进一步勘测。

3. 森林资源为1988-1992年调查数。

a) Figures for Natural Resources exclude Taiwan.

b) Figures for Land and Hydrology and Water Conservancy in this table were obtained from statistical checks during pervious years. The figures are subject to further verification.

c) Figures for forest resources were taken from the Third Forest Census(1988-1992).



1-4 土地状况  
LAND CHARACTERISTICS

| 项 目        | Item   | 面 积<br>Area | 占 总 面 积 (%)<br>Percentage to<br>Total Area |
|------------|--|-------------|--|
| 总面积        | (万平方公里) Total Land Area (10 000 sq. km)      | 960         | 100.00                                     |
| 按地形分:      | (万平方公里) Topographic Features (10 000 sq. km) |             |  |
| 山地         | Mountains                                    | 320         | 33.33                                      |
| 高原         | Plateaus                                     | 250         | 26.04                                      |
| 盆地         | Basins                                       | 180         | 18.75                                      |
| 平原         | Plains                                       | 115         | 11.98                                      |
| 丘陵         | Hills  | 95          | 9.90                                       |
| 按地高分:      | (万平方公里) Altitude (10 000 sq. km)             |             |  |
| 500米以下     | Under 500m                                   | 241.7       | 25.18                                      |
| 500-1000米  | 500-1000m                                    | 162.5       | 16.93                                      |
| 1000-2000米 | 1000-2000m                                   | 239.9       | 24.99                                      |
| 2000-3000米 | 2000-3000m                                   | 67.6        | 7.04                                       |
| 3000米以上    | Above 3000m                                  | 248.3       | 25.86                                      |
| 按特征分:      | (万公顷) Total Land Use (10 000 hectares)       |             |  |
| 耕地         | Cultivated Land                              | 9 510       | 9.91                                       |
| 森林         | Forests                                      | 12 863      | 13.40                                      |
| 内陆水域面积     | Freshwater Area in Land                      | 1 747       | 1.82                                       |
| 草地         | Prairie Area                                 | 40 060      | 41.67                                      |
| #可利用草地     | Useable Area                                 | 31 333      | 32.64                                      |
| 其他         | Other  | 31 880      | 33.21                                      |

注: 本表数字多为过去清查数。其中耕地面积偏小, 有待进一步核查。

a) Most figures in this table were obtained from statistical checks during previous years, and the figure for cultivated land is underestimated. The figures are subject to further verification.

1-5 主要山脉基本情况  
MAIN MOUNTAIN RANGES

| 名称     | Mountain Range Name      | 山峰高程<br>(米)<br>Height of Mountain Peak<br>(m) | 雪线高程<br>(米)<br>Height of Frost Line<br>(m) | 冰川面积<br>(平方公里)<br>Glacier Area<br>(sq. km) |
|--------|--------------------------|---|--|--|
| 阿尔泰山   | Altay Mountains          | 4 374   | 3 000—3 200                                | 28   |
| 天山     | Tianshan Mountains       | 7 435   | 3 600—4 400                                | 9 54                                       |
| 祁连山    | Qilian Mountains         | 5 826   | 4 300—5 240                                | 2 06                                       |
| 帕米尔    | Pamirs                   | 7 579   |  | 2 258                                      |
| 昆仑山    | Kunlun Mountains         |   |  | 11 639                                     |
| 喀喇昆仑山  | Karakorum Mountain       | 8 611   | 5 100—5 400                                | 3 26                                       |
| 唐古拉山   | Tanggula Mountains       | 6 137   |  | 2 082                                      |
| 羌塘高原   | Qiangtang Plateau        | 6 596   |  | 3 566                                      |
| 念青唐古拉山 | Nyainqentanglha Mountain | 7 111   | 4 500—5 700                                | 7 53                                       |
| 横断山    | Hengduan Mountains       | 7 556   | 4 600—5 500                                | 1 45                                       |
| 喜马拉雅山  | Himalayas                | 8 848   | 4 300—6 200                                | 11 05                                      |
| 冈底斯山   | Gangdise Mountains       | 7 095   | 5 800—6 000                                | 2 18                                       |

1-6 主要河流基本情况  
MAJOR RIVERS

| 名称  | River Name                 | 流域面积<br>(平方公里)<br>Drainage Area<br>(sq. km) | 河长<br>(公里)<br>Length<br>(km) | 年径流量<br>(亿立方米)<br>Annual Flow<br>(100 000 000cu. m) |
|-----|----------------------------|---|------------------------------|---|
| 长江  | Changjiang (Yangtze River) | 1 808 500                                   | 6 300                        | 9 513   |
| 黄河  | Huanghe                    | 752 443                                     | 5 464                        | 661   |
| 松花江 | Songhuajiang               | 557 180                                     | 2 308                        | 762   |
| 辽河  | Liaohé                     | 228 960                                     | 1 390                        | 148   |
| 珠江  | Zhujiang                   | 453 690                                     | 2 214                        | 3 338   |
| 海河  | Haihe                      | 263 631                                     | 1 090                        | 228   |
| 淮河  | Huaihe                     | 269 283                                     | 1 000                        | 622   |

1-7 河流流域面积  
DRAINAGE AREA OF RIVERS

| 流域名称            | River Name   | 流域面积<br>(平方公里)<br>Drainage Area<br>(sq. km) | 占外流河、<br>内陆河流域<br>面积合计<br>Percentage<br>to Total (%) |
|-----------------|--|---|--|
| <b>外流河内陆河合计</b> | <b>Total Exotic Streams and Inland Rivers</b>            | <b>9 559 370</b>                            | <b>100.00</b>  |
| <b>外流河</b>      | <b>Exotic Streams</b>                                    | <b>6 114 728</b>                            | <b>63.97</b>   |
| 黑龙江及绥芬河         | Heilongjiang and Suifenhe                                | 875 342                                     | 9.16   |
| 辽河、鸭绿江及沿海诸河     | Liaohé, Yalujiang and Related Coast Rivers               | 345 207                                     | 3.61   |
| 海滦河             | Hailuanhe  | 318 161                                     | 3.33   |
| 黄河              | Huanghe  | 752 443                                     | 7.87   |
| 淮河及山东沿海诸河       | Huaihe and Related Coast Rivers                          | 329 211                                     | 3.44   |
| 长江              | Changjiang   | 1 808 500                                   | 18.92  |
| 浙闽台诸河           | Rivers in Zhejiang, Fujian and Taiwan Provinces          | 239 803                                     | 2.51   |
| 珠江及沿海诸河         | Zhujiang and Related Coastal Rivers                      | 580 640                                     | 6.07   |
| 元江及澜沧江          | Yuanjiang and Lancangjiang                               | 240 652                                     | 2.52   |
| 怒江及滇西诸河         | Nujiang and West Yunnan Rivers                           | 157 156                                     | 1.64   |
| 雅鲁藏布江及藏南诸河      | Yalung Zangbo and Southern Tibet Rivers                  | 396 258                                     | 4.15   |
| 藏西诸河            | Western Tibet Rivers                                     | 57 340                                      | 0.60   |
| 额尔齐斯河           | Ertix Rivers   | 50 000                                      | 0.52   |
| <b>内陆河</b>      | <b>Inland Rivers</b>                                     | <b>3 408 659</b>                            | <b>35.66</b>   |
| 内蒙内陆河           | Rivers in Inner Mongolia                                 | 300 067                                     | 3.14   |
| 河西内陆河           | Rivers in Huanghe Upper Reach Area                       | 488 301                                     | 5.11   |
| 准噶尔内陆河          | Rivers in Zhunger Basin                                  | 316 530                                     | 3.31   |
| 中亚细亚内陆河         | Rivers in Central Asia                                   | 93 130                                      | 0.97   |
| 塔里木内陆河          | Rivers in Tarim Basin                                    | 1 074 810                                   | 11.24  |
| 青海内陆河           | Rivers in Qinghai Province                               | 316 285                                     | 3.31   |
| 羌唐内陆河           | Rivers in Qiangtang                                      | 721 182                                     | 7.54   |
| 松花江、黄河、藏南闭流区    | Closed Areas of Songhuajiang, Huanghe and Southern Tibet | 90 353                                      | 0.95   |

注：本表所列面积系水利部门量算初步汇总数，有待进一步核实。

a) Figures in the table were obtained from preliminary measurements and processed by water conservancy departments, and are subject to further verification.

### 1-8 全国内陆水面面积

#### INLAND WATER AREA

单位: 千公顷

(1 000 hectares)

| 水 域<br>Water  | 总水面<br>Water Area | 可养水面<br>Cultivable Area | 已养水面<br>Cultivated Area | 尚可利用水面<br>Utilizable Area |
|---------------|-------------------|-------------------------|-------------------------|---------------------------|
| 总 计 Total     | 17 470            | 6 750                   | 4 160                   | 2 590                     |
| 池 塘 Pool      | 1 920             | 1 920                   | 1 596                   | 324                       |
| 湖 泊 Lake      | 7 520             | 2 150                   | 701                     | 1 449                     |
| 水 库 Reservoir | 2 300             | 1 880                   | 1 439                   | 441                       |
| 河 沟 Waterways | 5 280             | 770                     | 334                     | 436                       |

### 1-9 海区海域及渔场面积

#### SEA AREA AND FISHING GROUND

| 名 称<br>Sea Name  | 海域总面积<br>(千公顷)<br>Area<br>(1 000 hectares) | 大陆架渔场面积<br>(千公顷)<br>Fishing Ground<br>of Continental<br>Shelf<br>(1 000 hectares) | 深 度 (米)<br>Depth (m) |                |
|------------------|--|---|----------------------|----------------|
|                  |  |   | 平 均<br>Average       | 最 大<br>Maximum |
| 总 计 Total        | 472 700                                    | 147 480   |                      |                |
| 渤 海 Bohai Sea    | 7 700                                      | 8 222   | 18                   | 70             |
| 黄 海 Huanghai Sea | 38 000                                     | 43 561  | 44                   | 140            |
| 东 海 Donghai Sea  | 77 000                                     | 51 450  | 370                  | 2 719          |
| 南 海 Nanhai Sea   | 350 000                                    | 44 247  | 1 212                | 5 559          |

### 1-10 浅海滩涂海湾可养殖面积

#### SEASHORE LAND AREA

单位: 千公顷

(1 000 hectares)

| 地 区<br>Regions | 海水可养面积<br>Cultivable in<br>Marine Area | 浅 海<br>Shallow Sea |        |        | 海 湾<br>Harbour |
|----------------|--|--------------------|--------|--------|----------------|
|                |  | 滩 涂<br>Seabeach    |        |        |                |
| 全 国 National   | 2 600.11                               | 1 622.56           | 797.00 | 180.55 |                |
| 北 京 Beijing    | 0.44                                   |                    | 0.44   |        |                |
| 天 津 Tianjin    | 18.49                                  | 10.00              | 8.49   |        |                |
| 河 北 Hebei      | 111.37                                 | 49.66              | 61.70  |        |                |
| 辽 宁 Liaoning   | 725.84                                 | 590.44             | 92.45  | 42.95  |                |
| 上 海 Shanghai   | 3.22                                   |                    | 3.22   |        |                |
| 江 苏 Jiangsu    | 139.00                                 | 7.87               | 130.96 | 0.17   |                |
| 浙 江 Zhejiang   | 101.46                                 | 36.30              | 57.39  | 7.77   |                |
| 福 建 Fujian     | 184.94                                 | 77.39              | 100.76 | 6.79   |                |
| 山 东 Shandong   | 358.21                                 | 131.68             | 173.41 | 53.12  |                |
| 广 东 Guangdong  | 835.67                                 | 664.00             | 120.00 | 51.67  |                |
| 广 西 Guangxi    | 31.95                                  | 6.78               | 22.09  | 3.08   |                |
| 海 南 Hainan     | 89.52                                  | 48.43              | 26.09  | 15.00  |                |

1-11 主要城市平均气温 (1993年)  
MONTHLY AVERAGE TEMPERATURE OF MAJOR CITIES (1993)

单位: 摄氏度

(°C)

| 城市   | City         | 1月    | 2月    | 3月   | 4月   | 5月   | 6月   | 7月   | 8月   | 9月    | 10月  | 11月  | 12月   | 年平均            |
|------|--------------|-------|-------|------|------|------|------|------|------|-------|------|------|-------|----------------|
|      |              | Jan.  | Feb.  | Mar. | Apr. | May  | June | July | Aug. | Sept. | Oct. | Nov. | Dec.  | Annual Average |
| 北京   | Beijing      | -3.7  | 1.6   | 8.1  | 14.0 | 21.5 | 25.4 | 25.2 | 25.2 | 21.3  | 13.9 | 3.7  | -0.8  | 13.0           |
| 天津   | Tianjin      | -3.0  | 1.6   | 7.9  | 13.7 | 20.9 | 24.7 | 25.2 | 25.8 | 22.0  | 14.4 | 3.2  | -1.7  | 12.9           |
| 石家庄  | Shijiazhuang | -3.6  | 3.1   | 8.5  | 14.7 | 20.5 | 26.3 | 25.6 | 25.4 | 21.7  | 14.9 | 4.7  | 0.7   | 13.5           |
| 太原   | Taiyuan      | -8.0  | 0.1   | 5.7  | 12.1 | 16.5 | 22.1 | 21.4 | 20.7 | 16.2  | 10.0 | 0.4  | -4.4  | 9.4            |
| 呼和浩特 | Hohhot       | -14.2 | -5.5  | 2.3  | 8.2  | 16.3 | 21.0 | 21.1 | 20.0 | 15.7  | 7.7  | -3.6 | -10.8 | 6.5            |
| 沈阳   | Shenyang     | -11.1 | -4.7  | 2.7  | 8.8  | 18.0 | 21.2 | 23.5 | 22.6 | 17.3  | 8.2  | -1.2 | -9.4  | 8.0            |
| 大连   | Dalian       | -3.6  | -0.3  | 5.1  | 10.5 | 17.4 | 19.2 | 21.8 | 24.0 | 21.7  | 13.4 | 5.4  | -0.1  | 11.2           |
| 长春   | Changchun    | -14.3 | -8.5  | 0.6  | 6.9  | 16.1 | 19.5 | 22.8 | 21.2 | 15.8  | 6.6  | -4.4 | -12.2 | 5.8            |
| 哈尔滨  | Harbin       | -18.6 | -10.9 | -0.9 | 6.3  | 15.4 | 18.5 | 22.7 | 20.0 | 14.9  | 5.8  | -5.8 | -14.8 | 4.4            |
| 上海   | Shanghai     | 3.4   | 7.1   | 8.9  | 14.7 | 19.0 | 24.9 | 27.0 | 26.6 | 24.3  | 18.5 | 13.5 | 5.8   | 16.1           |
| 南京   | Nanjing      | 1.2   | 5.9   | 8.8  | 15.3 | 19.0 | 25.0 | 26.8 | 25.5 | 23.0  | 16.9 | 10.3 | 3.7   | 15.1           |
| 杭州   | Hangzhou     | 2.8   | 8.0   | 9.8  | 15.9 | 19.6 | 25.1 | 26.9 | 26.5 | 28.1  | 17.8 | 13.0 | 6.0   | 16.6           |
| 合肥   | Hefei        | 0.7   | 6.5   | 9.7  | 16.4 | 19.8 | 25.6 | 26.8 | 25.6 | 23.2  | 17.4 | 9.7  | 4.3   | 15.5           |
| 福州   | Fuzhou       | 9.7   | 12.7  | 13.4 | 17.3 | 22.3 | 26.3 | 28.9 | 29.1 | 26.7  | 21.4 | 19.0 | 12.9  | 20.0           |
| 南昌   | Nanchang     | 4.0   | 9.3   | 11.6 | 17.5 | 21.1 | 25.8 | 27.1 | 27.7 | 25.1  | 19.2 | 12.8 | 7.1   | 17.4           |
| 济南   | Jinan        | -0.8  | 4.7   | 9.2  | 15.8 | 21.0 | 26.5 | 25.4 | 25.8 | 22.7  | 16.2 | 6.5  | 1.9   | 14.6           |
| 青岛   | Qingdao      | -0.9  | 2.4   | 5.8  | 10.6 | 16.4 | 19.5 | 22.6 | 24.5 | 22.8  | 16.1 | 8.5  | 2.1   | 12.5           |
| 郑州   | Zhengzhou    | -1.3  | 5.3   | 8.5  | 15.6 | 19.3 | 25.7 | 25.7 | 24.6 | 21.6  | 14.9 | 5.6  | 1.9   | 14.0           |
| 武汉   | Wuhan        | 2.1   | 7.7   | 10.4 | 17.3 | 20.1 | 26.5 | 27.2 | 26.3 | 23.6  | 17.6 | 9.8  | 6.0   | 16.2           |
| 长沙   | Changsha     | 3.7   | 8.6   | 10.7 | 17.0 | 19.7 | 26.1 | 26.9 | 26.5 | 23.7  | 17.8 | 10.8 | 6.6   | 16.5           |
| 广州   | Guangzhou    | 11.9  | 16.5  | 18.4 | 21.4 | 25.8 | 27.5 | 29.5 | 29.2 | 27.4  | 23.6 | 20.1 | 15.3  | 22.2           |
| 南宁   | Nanning      | 11.6  | 15.8  | 17.9 | 22.1 | 26.1 | 28.5 | 29.3 | 28.7 | 27.6  | 22.8 | 19.7 | 14.1  | 22.0           |
| 海口   | Haikou       | 16.6  | 20.2  | 22.3 | 25.3 | 27.8 | 29.2 | 29.4 | 28.3 | 27.3  | 24.9 | 22.6 | 18.2  | 24.3           |
| 桂林   | Guilin       | 6.5   | 11.5  | 13.4 | 18.4 | 22.3 | 26.1 | 27.3 | 28.2 | 25.2  | 19.4 | 14.6 | 10.1  | 18.6           |
| 成都   | Chengdu      | 4.6   | 9.3   | 11.8 | 17.4 | 20.2 | 24.7 | 24.7 | 23.5 | 21.7  | 16.1 | 12.2 | 6.5   | 16.1           |
| 重庆   | Chongqing    | 6.8   | 11.4  | 13.9 | 18.9 | 21.7 | 25.4 | 27.1 | 25.0 | 23.3  | 18.2 | 14.5 | 8.2   | 17.9           |
| 贵阳   | Guiyang      | 3.4   | 9.3   | 11.8 | 16.2 | 19.1 | 22.4 | 23.4 | 22.9 | 20.2  | 14.8 | 13.0 | 6.6   | 15.3           |
| 昆明   | Kunming      | 7.0   | 10.5  | 14.1 | 16.8 | 19.1 | 20.8 | 20.6 | 19.7 | 17.9  | 14.1 | 11.6 | 8.7   | 15.1           |
| 拉萨   | Lhasa        | 0.1   | 1.6   | 4.8  | 8.3  | 12.3 | 15.0 | 16.4 | 15.3 |       |      | 3.0  | -0.4  |                |
| 西安   | Xi'an        | -1.6  | 4.3   | 8.0  | 14.8 | 17.4 | 24.5 | 25.7 | 24.1 | 20.6  | 14.0 | 5.5  | 0.7   | 13.2           |
| 兰州   | Lanzhou      | -7.2  | 1.7   | 7.1  | 13.1 | 15.3 | 20.3 | 21.9 | 19.6 | 16.1  | 9.9  | 2.2  | -3.9  | 9.7            |
| 西宁   | Xining       | -8.2  | -1.0  | 3.6  | 9.3  | 10.7 | 15.1 | 16.8 | 15.9 | 12.4  | 6.5  | 1.0  | -4.6  | 6.5            |
| 银川   | Yinchuan     | -11.8 | -1.4  | 4.9  | 10.8 | 16.6 | 21.6 | 22.8 | 20.2 | 15.8  | 8.9  | -0.3 | -6.9  | 8.4            |
| 乌鲁木齐 | Urumqi       | -12.4 | -7.2  | 0.2  | 9.0  | 14.2 | 20.9 | 22.9 | 20.6 | 15.5  | 7.3  | -5.3 | -12.1 | 6.1            |
| 台北   | Taipei       |       |       |      |      |      |      |      |      |       |      |      |       |                |
| 香港   | Hong Kong    |       |       |      |      |      |      |      |      |       |      |      |       |                |

1-12 主要城市降水量 (1993年)  
MONTHLY PRECIPITATION OF MAJOR CITIES (1993)

单位: 毫米

(millimeters)

| 城市    | City         | 1月    | 2月    | 3月    | 4月    | 5月    | 6月    | 7月    | 8月    | 9月    | 10月   | 11月   | 12月  | 全年<br>Annual<br>Total |
|-------|--------------|-------|-------|-------|-------|-------|-------|-------|-------|-------|-------|-------|------|-----------------------|
|       |              | Jan.  | Feb.  | Mar.  | Apr.  | May   | June  | July  | Aug.  | Sept. | Oct.  | Nov.  | Dec. |                       |
| 北 京   | Beijing      | 3.7   | 1.5   | 0.3   | 16.9  | 8.6   | 39.2  | 206.4 | 158.5 | 18.3  | 9.9   | 43.4  | 0.0  | 506.7                 |
| 天 津   | Tianjin      | 3.1   | 1.1   | 1.1   | 11.6  | 0.8   | 74.3  | 190.0 | 83.1  | 30.3  | 6.8   | 52.1  | 0.0  | 454.3                 |
| 石 家 庄 | Shijiazhuang | 5.5   | 3.5   | 1.4   | 9.3   | 16.9  | 35.8  | 60.9  | 153.9 | 59.3  | 9.1   | 65.1  | 0.0  | 420.7                 |
| 太 原   | Taiyuan      | 11.8  | 0.5   | 0.0   | 9.5   | 14.9  | 26.3  | 80.3  | 143.8 | 16.5  | 35.3  | 47.2  | 0.0  | 386.1                 |
| 呼和浩特  | Hohhot       | 3.7   | 8.1   | 7.5   | 0.0   | 10.3  | 50.0  | 111.9 | 52.1  | 32.5  | 0.3   | 18.9  | 0.0  | 295.3                 |
| 沈 阳   | Shenyang     | 1.6   | 0.9   | 6.5   | 35.3  | 18.4  | 98.2  | 136.2 | 213.3 | 48.7  | 22.6  | 35.9  | 16.1 | 633.7                 |
| 大 连   | Dalian       | 0.0   | 1.1   | 3.3   | 21.1  | 37.7  | 83.7  | 84.2  | 76.1  | 31.7  | 9.0   | 112.7 | 4.3  | 464.9                 |
| 长 春   | Changchun    | 0.9   | 6.8   | 1.0   | 6.9   | 34.2  | 120.2 | 117.6 | 78.7  | 66.5  | 13.6  | 0.9   | 7.2  | 454.5                 |
| 哈 尔 滨 | Harbin       | 1.1   | 8.0   | 2.6   | 22.1  | 27.1  | 166.2 | 60.2  | 150.0 | 51.5  | 39.7  | 11.1  | 13.1 | 552.7                 |
| 上 海   | Shanghai     | 65.0  | 68.3  | 142.9 | 78.3  | 85.6  | 207.8 | 274.3 | 311.6 | 183.7 | 53.7  | 97.2  | 26.9 | 1 595.3               |
| 南 京   | Nanjing      | 116.1 | 74.4  | 136.0 | 52.1  | 178.2 | 260.3 | 82.7  | 90.2  | 82.0  | 61.5  | 91.3  | 16.7 | 1 241.5               |
| 杭 州   | Hangzhou     | 103.5 | 67.5  | 164.5 | 97.9  | 167.7 | 286.3 | 269.3 | 226.4 | 167.3 | 92.8  | 81.2  | 26.8 | 1 751.2               |
| 合 肥   | Hefei        | 93.6  | 81.7  | 138.6 | 48.0  | 140.4 | 166.0 | 97.5  | 105.4 | 80.3  | 36.7  | 82.8  | 10.7 | 1 081.7               |
| 福 州   | Fuzhou       | 51.9  | 87.7  | 108.5 | 110.4 | 177.7 | 275.4 | 86.8  | 56.8  | 117.7 | 24.6  | 28.2  | 22.9 | 1 148.6               |
| 南 昌   | Nanchang     | 50.1  | 114.7 | 116.5 | 114.0 | 245.7 | 426.9 | 400.7 | 223.5 | 12.7  | 65.5  | 137.4 | 64.5 | 1 972.2               |
| 济 南   | Jinan        | 3.2   | 5.1   | 3.7   | 22.6  | 118.0 | 133.4 | 224.8 | 120.2 | 53.3  | 39.6  | 110.3 | 0.0  | 634.2                 |
| 青 岛   | Qingdao      | 3.0   | 49.7  | 5.5   | 28.5  | 88.0  | 111.4 | 287.0 | 35.3  | 28.0  | 21.5  | 167.3 | 4.2  | 829.4                 |
| 郑 州   | Zhengzhou    | 16.0  | 18.2  | 19.9  | 82.5  | 31.5  | 97.4  | 51.1  | 93.5  | 33.1  | 35.4  | 80.4  | 0.0  | 559.0                 |
| 武 汉   | Wuhan        | 101.0 | 89.4  | 131.1 | 127.1 | 258.9 | 138.4 | 193.4 | 119.1 | 204.1 | 61.6  | 132.9 | 27.6 | 1 584.6               |
| 长 沙   | Changsha     | 67.1  | 116.7 | 151.4 | 142.3 | 207.1 | 260.4 | 253.8 | 195.0 | 69.4  | 67.0  | 98.9  | 61.2 | 1 690.3               |
| 广 州   | Guangzhou    | 37.7  | 15.0  | 74.6  | 396.2 | 299.7 | 601.0 | 130.7 | 119.7 | 357.2 | 74.7  | 144.7 | 2.4  | 2 253.6               |
| 南 宁   | Nanning      | 21.2  | 67.3  | 29.2  | 124.5 | 292.0 | 165.9 | 69.2  | 270.4 | 90.6  | 13.6  | 99.8  | 6.5  | 1 250.2               |
| 海 口   | Haikou       | 9.9   | 21.8  | 30.8  | 113.7 | 100.9 | 266.9 | 133.6 | 329.9 | 185.1 | 237.5 | 83.8  | 9.7  | 1 523.6               |
| 桂 林   | Guilin       | 90.0  | 218.7 | 100.8 | 273.3 | 436.5 | 516.3 | 458.4 | 54.7  | 368.4 | 48.5  | 75.4  | 17.7 | 2 658.7               |
| 成 都   | Chengdu      | 10.5  | 15.6  | 26.5  | 55.0  | 35.9  | 111.1 | 167.5 | 108.3 | 99.4  | 55.7  | 25.6  | 5.4  | 716.5                 |
| 重 庆   | Chongqing    | 27.0  | 49.9  | 91.8  | 84.4  | 99.0  | 144.7 | 173.9 | 165.6 | 146.2 | 94.7  | 69.2  | 17.9 | 1 164.3               |
| 贵 阳   | Guiyang      | 28.8  | 36.4  | 10.3  | 80.9  | 111.1 | 296.6 | 266.8 | 119.5 | 151.9 | 43.3  | 76.9  | 9.1  | 1 231.6               |
| 昆 明   | Kunming      | 24.1  | 33.3  | 0.4   | 21.3  | 64.8  | 47.0  | 137.0 | 158.0 | 101.0 | 144.0 | 225.0 | 13.0 | 968.9                 |
| 拉 萨   | Lhasa        | 1.3   | 0.1   | 7.7   | 7.4   | 15.3  | 67.8  | 149.2 | 139.6 |       |       | 0.4   |      |                       |
| 西 安   | Xi'an        | 10.6  | 14.5  | 38.7  | 55.7  | 47.7  | 67.4  | 40.2  | 57.7  | 26.1  | 51.1  | 28.5  | 2.5  | 440.7                 |
| 兰 州   | Lanzhou      | 4.0   | 4.6   | 8.5   | 0.6   | 52.6  | 26.6  | 68.5  | 93.3  | 36.0  | 0.8   | 3.3   | 0.9  | 299.7                 |
| 西 宁   | Xining       | 1.3   | 7.3   | 5.2   | 2.1   | 116.5 | 42.7  | 93.5  | 88.3  | 52.8  | 11.2  | 0.0   | 0.0  | 420.9                 |
| 银 川   | Yinchuan     | 4.4   | 2.2   | 6.5   | 1.6   | 12.3  | 6.3   | 28.3  | 36.0  | 16.8  | 0.2   | 8.8   | 0.0  | 123.4                 |
| 乌鲁木齐  | Urumqi       | 3.2   | 22.7  | 34.4  | 15.8  | 36.8  | 52.6  | 29.7  | 40.3  | 25.4  | 10.0  | 11.4  | 17.7 | 300.0                 |
| 台 北   | Taipei       |       |       |       |       |       |       |       |       |       |       |       |      |                       |
| 香 港   | Hong Kong    |       |       |       |       |       |       |       |       |       |       |       |      |                       |

1-13 主要城市日照时数(1993年)  
MONTHLY HOURS OF SUNSHINE IN MAJOR CITIES (1993)

单位:小时

(Hours)

| 城市   | City        | 1月    | 2月    | 3月    | 4月    | 5月    | 6月    | 7月    | 8月    | 9月    | 10月   | 11月   | 12月   | 全年           |
|------|-------------|-------|-------|-------|-------|-------|-------|-------|-------|-------|-------|-------|-------|--------------|
|      |             | Jan.  | Feb.  | Mar.  | Apr.  | May.  | June. | July. | Aug.  | Sept. | Oct.  | Nov.  | Dec.  | Annual Total |
| 北京   | Beijing     | 207.0 | 204.9 | 247.2 | 263.0 | 287.5 | 252.2 | 180.8 | 234.8 | 255.4 | 211.1 | 144.9 | 181.0 | 2669.8       |
| 天津   | Tianjin     | 155.7 | 166.2 | 202.4 | 197.9 | 236.1 | 228.5 | 191.9 | 226.9 | 229.7 | 202.4 | 121.4 | 189.5 | 2348.3       |
| 石家庄  | Sbjiazhuang | 123.6 | 178.4 | 197.1 | 233.7 | 239.3 | 246.6 | 201.5 | 205.3 | 237.8 | 207.8 | 113.2 | 162.3 | 2346.6       |
| 太原   | Taiyuan     | 144.8 | 182.1 | 169.7 | 219.3 | 218.4 | 257.5 | 230.3 | 231.5 | 237.6 | 205.0 | 132.7 | 260.3 | 2489.2       |
| 呼和浩特 | Hohhot      | 75.8  | 196.7 | 231.8 | 259.8 | 264.3 | 267.0 | 192.1 | 224.7 | 296.2 | 255.2 | 151.7 | 148.3 | 2563.6       |
| 沈阳   | Shenyang    | 201.3 | 181.9 | 268.9 | 236.3 | 300.4 | 216.3 | 162.9 | 234.9 | 250.4 | 221.6 | 136.7 | 171.8 | 2583.4       |
| 大连   | Dalian      | 188.1 | 182.0 | 250.7 | 245.2 | 271.9 | 209.5 | 195.9 | 279.0 | 290.6 | 246.9 | 105.8 | 183.6 | 2649.2       |
| 长春   | Changchun   | 174.4 | 196.3 | 249.0 | 252.3 | 279.8 | 208.7 | 192.2 | 242.5 | 229.3 | 226.3 | 174.4 | 168.5 | 2593.7       |
| 哈尔滨  | Harbin      | 99.6  | 165.2 | 249.0 | 230.7 | 259.0 | 182.6 | 230.1 | 223.4 | 236.1 | 220.0 | 136.6 | 121.7 | 2354.0       |
| 上海   | Shanghai    | 102.1 | 120.6 | 125.2 | 142.7 | 166.2 | 144.3 | 115.9 | 96.2  | 196.8 | 153.3 | 117.9 | 173.0 | 1594.2       |
| 南京   | Nanjing     | 149.1 | 133.4 | 157.1 | 189.7 | 148.4 | 209.9 | 171.6 | 126.7 | 191.1 | 186.7 | 130.2 | 178.1 | 1972.0       |
| 杭州   | Hangzhou    | 111.9 | 144.9 | 146.4 | 154.6 | 110.7 | 166.4 | 130.0 | 123.2 | 165.5 | 158.1 | 129.5 | 174.1 | 1715.3       |
| 合肥   | Hefei       | 110.6 | 114.5 | 141.9 | 186.4 | 128.6 | 179.3 | 148.1 | 98.2  | 171.0 | 177.3 | 122.0 | 160.5 | 1732.4       |
| 福州   | Fuzhou      | 107.2 | 116.7 | 72.4  | 68.1  | 105.8 | 119.4 | 186.1 | 192.5 | 168.8 | 156.2 | 86.2  | 115.6 | 1496.0       |
| 南昌   | Nanchang    | 121.1 | 129.5 | 108.0 | 129.3 | 92.2  | 147.9 | 159.8 | 188.5 | 204.7 | 211.6 | 134.0 | 175.0 | 1801.6       |
| 济南   | Jinan       | 174.9 | 182.2 | 283.9 | 251.6 | 263.6 | 247.1 | 191.8 | 212.5 | 221.5 | 214.5 | 109.3 | 188.4 | 2491.3       |
| 青岛   | Qingdao     | 158.9 | 172.9 | 244.9 | 243.3 | 244.0 | 146.5 | 151.5 | 188.5 | 223.7 | 236.6 | 122.1 | 189.2 | 2322.1       |
| 郑州   | Zhengzhou   | 123.0 | 137.4 | 174.1 | 219.4 | 170.7 | 237.4 | 172.2 | 158.9 | 189.1 | 192.0 | 111.9 | 151.8 | 2037.9       |
| 武汉   | Wuhan       | 115.7 | 98.7  | 106.5 | 170.4 | 124.2 | 202.1 | 168.5 | 136.2 | 201.1 | 176.4 | 122.8 | 179.2 | 1801.8       |
| 长沙   | Changsha    | 87.6  | 90.6  | 63.9  | 107.1 | 77.8  | 173.6 | 138.6 | 120.9 | 156.7 | 174.0 | 104.4 | 140.6 | 1435.5       |
| 广州   | Guangzhou   | 99.5  | 110.5 | 137.6 | 211.5 | 86.0  | 95.4  | 196.5 | 143.2 | 139.0 | 207.2 | 134.8 | 172.0 | 1443.2       |
| 南宁   | Nanning     | 67.5  | 102.5 | 49.1  | 70.6  | 110.0 | 125.7 | 188.6 | 181.5 | 194.3 | 188.9 | 136.5 | 147.3 | 1560.5       |
| 海口   | Haikou      | 111.7 | 165.2 | 147.8 | 166.0 | 218.3 | 243.4 | 293.2 | 210.1 | 178.6 | 186.1 | 116.6 | 112.4 | 2149.4       |
| 桂林   | Guilin      | 76.3  | 91.6  | 41.2  | 63.4  | 92.4  | 112.4 | 134.6 | 183.8 | 185.1 | 170.9 | 113.6 | 154.2 | 1419.5       |
| 成都   | Chengdu     | 49.4  | 71.0  | 69.5  | 113.1 | 100.8 | 140.2 | 102.1 | 83.6  | 99.2  | 60.7  | 62.9  | 38.8  | 991.3        |
| 重庆   | Chongqing   | 25.0  | 43.1  | 63.1  | 89.4  | 98.0  | 125.1 | 114.7 | 52.8  | 104.5 | 78.5  | 75.0  | 25.4  | 894.6        |
| 贵阳   | Guiyang     | 37.1  | 88.2  | 112.6 | 88.7  | 87.8  | 114.0 | 93.5  | 82.8  | 97.0  | 92.6  | 119.9 | 80.2  | 1094.4       |
| 昆明   | Kunming     | 158.1 | 169.1 | 282.6 | 267.6 | 231.7 | 216.8 | 125.6 | 146.1 | 147.9 | 63.6  | 224.6 | 201.4 | 2235.1       |
| 拉萨   | Lhasa       | 231.7 | 225.7 | 264.0 | 240.1 | 280.8 | 266.4 | 268.5 | 209.4 |       |       | 272.9 | 269.0 |              |
| 西安   | Xi'an       | 64.4  | 48.6  | 60.9  | 91.8  | 108.8 | 218.8 | 167.9 | 172.4 | 182.4 | 170.4 | 71.4  | 105.2 | 1363.0       |
| 兰州   | Lanzhou     | 80.6  | 178.4 | 173.6 | 227.3 | 225.4 | 253.2 | 224.8 | 199.4 | 229.3 | 196.9 | 151.0 | 125.4 | 2265.3       |
| 西宁   | Xining      | 176.9 | 195.1 | 175.8 | 233.5 | 206.2 | 225.7 | 209.5 | 202.1 | 211.5 | 213.3 | 207.1 | 188.7 | 2445.4       |
| 银川   | Yinchuan    | 159.9 | 181.4 | 205.1 | 261.5 | 279.8 | 293.9 | 251.2 | 221.4 | 276.6 | 219.6 | 136.1 | 200.1 | 2686.6       |
| 乌鲁木齐 | Urumqi      | 74.8  | 85.4  | 155.4 | 231.4 | 283.9 | 273.5 | 260.6 | 295.6 | 256.0 | 230.9 | 82.5  | 58.0  | 2288.0       |
| 台北   | Taipei      |       |       |       |       |       |       |       |       |       |       |       |       |              |
| 香港   | Hong Kong   |       |       |       |       |       |       |       |       |       |       |       |       |              |

## 主要统计指标解释

**森林面积** 指生长着乔木和竹林,郁闭度在 0.3 以上(不包括 0.3)的林地面积,即有林地面积。它是反映森林资源总面积的重要指标。森林面积包括天然林面积和人工林面积。但不包括灌木林地和疏林地面积。

**森林覆盖率** 通常是指森林面积占土地总面积之比,一般用百分数表示。但国家规定在计算森林覆盖率时,森林面积还包括灌木林面积、农田林网树占地面积以及四旁树木的覆盖面积。森林覆盖率,是反映一个国家或地区森林资源和绿化水平的重要指标。计算公式:

$$\text{森林覆盖率}(\%) = \frac{\text{森林面积}}{\text{土地总面积}} \times 100\%$$

本《年鉴》内所列森林覆盖率是按有林地面积计算的。

**活立木总蓄积量** 指全部土地上树木蓄积的总量。包括森林蓄积、疏林蓄积、散生木蓄积和四旁树蓄积。

**森林蓄积量** 指森林面积上生长着的林木树干材积总量。它是反映一个国家或地区森林资源总规模和水平的重要指标。

**草地面积** 指牧区和农区用于放牧牲畜或割草,植被盖度在 5% 以上的草原、草坡、草山等面积。包括天然的和人工种植或改良的草地面积。

**内陆水域总面积** 指江、河、池塘、湖泊、塘堰、水库等各种流水或蓄水的水面占地面积。

**矿产保有储量** 指探明的矿产储量(包括工业储量和远景储量)扣除已开采部分和地下损失量后的年底实有储量。它反映国家矿产资源的现状。



## Explanatory Notes for major Indicators

**Forest Area** refers to land of trees, and bamboo with canopy density above 0.3, including land of natural woods and planted woods but excluding bush land and thin forest land, which reflects the total area of afforestation.

**Forestry Cover-rate** refers to the ratio of area of afforested land to total area of land (measured in percent). According to regulations of the country, when calculating Forestry Cover-rate, in addition to afforested land, bush land, forestry land inside farmland and along sides should be taken into account. This indicator reflects forestry resources and afforestation progress of a country or region. The statistics of Forestry Cover-rate in this statistical year book is calculated as follows:

$$\text{Forestry Cover-rate (\%)} = \frac{\text{Area of Forestry Land}}{\text{Area of Total Land}} \times 100\%$$

**Total Reserve of Live Trees** refers to total cube of wood growing in land, including woods in forestry land, thin forest land or depleted forest land, forestry land inside farmland and along sides.

**Reserve of Forestry Wood** refers to total cube of wood growing in forestry land, which reflects total size and level of forestry resource of a country or region.

**Grass Land** refers to grassland grass-hillside, and grass-mountain in husbandry and farm areas used for herding and grass growing with vegetation coverage above 5%, including natural, planted or improved grasslands.

**Inland Water Area** refers to water area of rivers, lakes, ponds, reservoir, etc.

**Mineral Reserve** refers to proven mineral deposits, including economic deposits and prospective deposits less extracted parts and underground losses, which reflects the current condition of the mineral resource of a country.

二 综 合  
GENERAL SURVEY



2-1 各部门机构数和人数  
GRASSROOTS UNITS AND EMPLOYMENT

| 部 门<br>Item   | 机 构 数<br>Grassroots Units                              |          | 1993年比<br>上年增长%<br>1993 Increase<br>Rate than<br>The 1992 |         |       |
|---------------|--|----------|---|---------|-------|
|               | 1992   | 1993     |   |         |       |
| <b>农村基层单位</b> | <b>Rural Grassroots Units</b>                          |          |   |         |       |
| 基层组织 (万个)     | Basic Units  | (10 000) |   |         |       |
| 乡政府           | Township Governments                                   | 3.41     | 3.30  | -3.2    |       |
| 镇政府           | Town Governments                                       | 1.41     | 1.52  | 7.8     |       |
| 村民委员会         | Village Committees                                     | 80.6     | 80.24   | -0.4    |       |
| 乡村户数          | Numbers of Household                                   | 22 849   | 22 984  | 0.6     |       |
| 国营农场          | State-Owned Farms                                      | 0.21     | 0.22  | 4.8     |       |
| 乡镇企业 (万个)     | Township Enterprises                                   | (10 000) | 2 079.2   | 2 452.9 | 18.0  |
| 农业企业          | Agriculture  | 24.7     | 27.9  | 13.0    |       |
| 工业企业          | Industry   | 793.8    | 918.4   | 15.7    |       |
| 建筑企业          | Construction   | 98.4     | 121.7   | 23.7    |       |
| 交通运输企业        | Transportation   | 436.2    | 486.4   | 11.5    |       |
| 商业饮食服务业企业     | Commerce, Food Services and Service Trade              | 726.1    | 898.5   | 23.7    |       |
| 工业企业 (万个)     | Industrial Enterprises                                 | (10 000) | 861.21  | 991.16  | 15.1  |
| 乡及乡以上工业       | Enterprises at Township Level and Above                | 50.21    | 51.88   | 3.3     |       |
| 国有工业          | State-Owned  | 10.33    | 10.47   | 1.4     |       |
| 集体工业          | Collective-Owned                                       | 164.06   | 180.36  | 9.9     |       |
| 城乡个体工业        | Urban and Rural Private                                | 685.4    | 797.12  | 16.3    |       |
| 其他工业          | Others   | 1.42     | 3.21  | 126.1   |       |
| 地质勘探 (个)      | Geological Survey and Prospecting                      |          |   |         |       |
| 地质队           | Geological Survey Teams                                |          | 993   | 978     | -1.5  |
| 矿产地质普查勘探队     | Mineral Prospecting Teams                              |          | 582   | 567     | -2.6  |
| 区域地质调查队       | Regional Geological Survey Teams                       |          | 35  | 35      | 0.0   |
| 石油普查队         | Petroleum Census Teams                                 |          | 72  | 73      | 1.4   |
| 海洋地质调查队       | Ocean Geological Survey Teams                          |          | 6   | 6       | 0.0   |
| 水文、工程环境地质队    | Hydrological and Engineering Geological Survey Teams   |          | 142   | 144     | 1.4   |
| 地球物理、化学探矿队    | Geophysical-Chemical Prospecting Teams                 |          | 88  | 87      | -1.1  |
| 地形测绘队         | Topographical Survey Teams                             |          | 35  | 33      | -5.7  |
| 对外地质勘探队       | External Geological Teams                              |          | 33  | 33      | 0.0   |
| 建筑施工企业 (个)    | Construction   |          | 77 857  | 94 582  | 21.5  |
| 附营施工单位        | Affiliated Construction Units                          |          | 1 276   | 3 098   | 142.8 |
| 农村建筑队         | Rural Construction Teams                               |          | 63 321  | 70 486  | 11.3  |
| 运输邮电业 (个)     | Transportation, Postal and Telecommunications Services |          |   |         |       |
| 铁 路           | Railways   | 68       | 71  | 4.4     |       |
| 公 路           | Highways   | 5 431    | 9 346   | 72.1    |       |
| 水 运           | Waterways  | 1 494    | 1 948   | 30.4    |       |
| 港 口           | Ports  | 126      | 395   | 213.5   |       |
| 民 航           | Civil Aviation   | 64       | 147   | 129.7   |       |
| 管 道           | Pipelines  | 53       | 63  | 18.9    |       |

续表 I continued

| 部 门<br>Item   | 机 构 数<br>Grassroots Units |         | 1993年比<br>1992年<br>比上年增长%<br>Rate than<br>The 1992 |
|---|---------------------------|---------|--|
|   | 1992                      | 1993    |  |
| 邮电局所<br>Postal and Telecommunications Offices   | 54 891                    | 57 005  | 3.9  |
| 商业、公共饮食业、物资<br>Commerce, Food Services, Materials Supply and<br>供销和仓储业 (万户) Marketing and Storage (10 000)          | 301.78                    | 394.64  | 30.8   |
| 卫生 (个) Health Care  | 204 787                   | 193 586 | -5.5   |
| #医院<br>Hospitals  | 61 352                    | 60 784  | -0.9   |
| 疗养院<br>Sanatoriums  | 639                       | 600     | -6.1   |
| 门诊部、所<br>Clinics  | 125 873                   | 115 161 | -8.5   |
| 专科防治所、站<br>Specialized Stations   | 1 845                     | 1 872   | 1.5  |
| 卫生防疫站<br>Sanitation and Disease Control Stations  | 3 673                     | 3 609   | -1.7   |
| 妇幼保健所、站<br>Maternity and Childcare Centers  | 2 841                     | 2 791   | -1.8   |
| 社会福利 (个) Social Welfare   |                           |         |  |
| 社会福利事业单位<br>Nonprofit Units   | 43 319                    | 43 680  | 0.8  |
| #优抚休、疗养院<br>Convalescent Homes and Sanatoriums  | 850                       | 869     | 2.2  |
| 福利院<br>Social Welfare Homes   | 15 495                    | 16 028  | 3.4  |
| 光荣院<br>Homes for Disabled Veterans  | 502                       | 502     | 0.0  |
| 敬老院<br>Nursing Homes  | 26 472                    | 26 281  | -0.7   |
| 社会福利企业单位 (个) Enterprise Units   | 49 836                    | 56 881  | 14.1   |
| 教育事业<br>Education   |                           |         |  |
| 普通高等学校 (个) Regular Institutions of Higher Education   | 1 053                     | 1 065   | 1.1  |
| 中等学校 (万个) Secondary Schools (10 000)  | 9.78                      | 9.67    | -1.1   |
| #普通中学<br>Regular Secondary Schools  | 8.4                       | 8.28    | -1.4   |
| 小学 (万个) Primary Schools (10 000)  | 71.3                      | 69.7    | -2.2   |
| 幼儿园 (万个) Kindergartens (10 000)   | 17.25                     | 16.52   | -4.2   |
| 艺术事业 (个) Art Institutions   | 4 790                     | 4 731   | -1.2   |
| 艺术表演团体<br>Art Performance Troupes   | 2 753                     | 2 707   | -1.7   |
| 话剧、儿童剧、滑稽<br>Drama, Children's Plays and Comedy<br>剧团<br>Troupes  | 94                        | 90      | -4.3   |
| 歌剧、舞剧、歌舞剧团<br>Opera, Ballet and Dance Troupes   | 293                       | 296     | 1.0  |
| 乐团、合唱团<br>Philharmonic and Chorus Troupes   | 21                        | 18      | -14.3  |
| 文工团、文宣团、<br>乌兰牧骑<br>Cultural and Performance Troupes and<br>Ulanmuchi (Equestrian art troupes)                      | 432                       | 421     | -2.5   |
| 戏曲剧团<br>Local Opera Troupes   | 1 695                     | 1 667   | -1.7   |
| 曲艺、杂技、木偶、<br>皮影团<br>Recitation and Ballad, Acrobatics and<br>Circus, Puppet Show, and Shadow Puppet<br>Show Troupes | 218                       | 215     | -1.4   |

续表 2 continued

| 部 门            | Item  | 机 构 数<br>Grassroots Units |         | 1993年比<br>上年增长%<br>1993 Increase<br>Rate than<br>The 1992 |
|----------------|---|---------------------------|---------|---|
|                |   | 1992                      | 1993    |   |
| 艺术表演场所         | Art Show Centers  | 2 037                     | 2 024   | -0.6  |
| #剧场            | Theaters  | 1 995                     | 1 980   | -0.8  |
| 艺术创作机构         | Art Creation Institutions   | 408                       | 408     | 0.0   |
| 艺术研究机构         | Art Research Institutions   | 163                       | 174     | 6.7   |
| 艺术展览机构         | Art Exhibition Institutions   | 33                        | 32      | -3.0  |
| 演出公司           | Performance Companies   | 236                       | 230     | -2.5  |
| 图书馆            | (个) Libraries   | 2 565                     | 2 579   | 0.5   |
| 群众文化事业         | (个) Mass Cultural Centers   | 51 727                    | 49 468  | -4.4  |
| 群众艺术馆          | Mass Art Centers  | 372                       | 370     | -0.5  |
| 文化馆            | Cultural Halls  | 2 901                     | 2 886   | -0.5  |
| 文化站            | Cultural Centers  | 48 454                    | 46 212  | -4.6  |
| #乡镇文化站         | Township Cultural Centers   | 44 863                    | 43 105  | -3.9  |
| 出版、发行事业        | (个) Publishing and Distribution                                       | 13 331                    | 13 612  | 2.1   |
| 出版社            | Publishing Houses   | 480                       | 505     | 5.2   |
| 书刊印刷厂          | Printing Houses   | 385                       | 385     | 0.0   |
| 书店             | Book Stores   | 12 466                    | 12 722  | 2.1   |
| 文物事业           | (个) Cultural Relics   | 3 023                     | 3 076   | 1.8   |
| 博物馆            | Museums   | 1 106                     | 1 130   | 2.2   |
| 文物机构           | Cultural Relic Agencies   | 1 817                     | 1 843   | 1.4   |
| 文物商店           | Cultural Relic Shops  | 100                       | 103     | 3.0   |
| 广播电视           | (座) Radio and Television Broadcasting                                 |                           |         |   |
| 广播电台           | Radio Stations  | 812                       | 987     | 21.6  |
| 电视台            | Television Stations   | 586                       | 684     | 16.7  |
| 县、市有线广播站       | Wire Broadcasting Stations in Counties and Cities                     | 2 452                     | 2 382   | -2.9  |
| 科学研究(县以上国有单位)  | (个) Scientific Research (state owned units at county level and above) | 5 855                     | 5 860   | 0.1   |
| 自然科学和技术领域      | Natural Sciences and Technology                                       | 5 116                     | 5 119   | 0.1   |
| 社会、人文科学领域      | Social Sciences and Humanities  | 324                       | 327     | 0.9   |
| 科学技术情报和文献机构    | Scientific and Technical Information and Literature                   | 415                       | 414     | -0.2  |
| 金融、保险业         | (个) Banking and Insurance   | 130 495                   | 143 796 | 10.2  |
| #总行(公司、下同)     | Head Offices  | 8                         | 7       | -12.5   |
| 省级分行           | Branches at Provincial Level  | 197                       | 191     | -3.0  |
| 计划单列城市分行       | Branches in Separate Planning Cities                                  | 85                        | 85      | 0.0   |
| 地(市)分支行        | Branches at Prefectural Level   | 2 049                     | 2 115   | 3.2   |
| 县支行、办事处        | Business Offices at County Level                                      | 12 412                    | 12 130  | -2.3  |
| 城市(郊、区)办事处     | Urban (suburb/district) Local Offices                                 | 2 414                     | 7 180   | 197.4   |
| 储蓄所            | Savings Deposit Offices   | 65 491                    | 71 242  | 8.8   |
| 国家机关、党政机关和社会团体 | Government Agencies, Parties and Social Organizations                 |                           |         |   |

## 2-2 国民经济主要指标

本表价值量指标均按当年价格计算，指数按可比价格计算。

| 指 标<br>Item   | 绝 对 数<br>Number |         |          |
|---|-----------------|---------|----------|
|   | 1978            | 1980    | 1985     |
| <b>人口 Population</b>  |                 |         |          |
| 年底总人口 (万人) Year-end Population (10 000 Persons)                                   | 96 259          | 98 705  | 105 851  |
| 劳动力 (年底数,万人) Labor Force(year-end) (10 000 Persons)                               |                 |         |          |
| 从业人员 Employment   | 40 152          | 42 361  | 49 873   |
| #职工人数 Staff and Workers   | 9 499           | 10 444  | 12 358   |
| 国民生产总值 (亿元) Gross National Product (GNP) (100 000 000 yuan)                       | 3 588           | 4 470   | 8 558    |
| 国民收入 (亿元) National Income (NI) (100 000 000 yuan)                                 | 3 010           | 3 688   | 7 020    |
| 固定资产投资 (亿元) Investment in Fixed Assets (100 000 000 yuan)                         |                 |         |          |
| 1. 全社会固定资产投资总额 Total Investment in Fixed Assets                                   |                 | 910.85  | 2 543.19 |
| 2. 国有单位固定资产投资 State-Owned Units   | 668.72          | 745.90  | 1 680.51 |
| 基本建设投资 Capital Construction Investment  | 500.99          | 558.89  | 1 074.37 |
| 更新改造及其他固定资产 Technical Updating, Transformation and Other Investments              | 167.73          | 187.01  | 606.14   |
| 3. 集体单位固定资产投资 Collective-Owned Units  |                 | 45.95   | 327.46   |
| 城 镇 Urban   |                 | 22.95   | 128.23   |
| 农 村 Rural   |                 | 23.00   | 199.23   |
| <b>国家财政收支 (亿元) Public Finance (100 000 000 yuan)</b>                              |                 |         |          |
| 1. 国家财政收入 Government Revenue  | 1 121.1         | 1 085.2 | 1 866.4  |
| 中 央 Central   | 164.6           | 209.8   | 707.9    |
| 地 方 Local   | 956.5           | 875.5   | 1 158.5  |
| 2. 国家财政支出 Government Expenditures   | 1 111.0         | 1 212.7 | 1 844.8  |
| 中 央 Central   | 521.0           | 650.7   | 836.5    |
| 地 方 Local   | 590.0           | 562.0   | 1 008.2  |
| 3. 预算外资金收入 Extra-Budgetary Revenue  | 347.1           | 557.4   | 1 530.0  |
| <b>物价总指数(上年=100) Price Indices (preceding year=100)</b>                           |                 |         |          |
| 1. 农副产品收购价格总指数 Overall Farm and Sideline Products Purchasing Price Index          | 103.9           | 107.1   | 108.6    |
| 2. 零售物价总指数 Overall Retail Price Index   | 100.7           | 106.0   | 108.8    |
| 3. 居民消费价格总指数 Overall Residents Cost of Living Index                               |                 |         | 109.3    |
| <b>工资 Wages</b>   |                 |         |          |
| 1. 职工工资总额 Total Wages of Staff and Workers  | 568.9           | 772.4   | 1 383.0  |
| (亿元) (100 000 000 yuan)   |                 |         |          |
| 2. 职工平均货币工资 (元) Average Annual Wage of Staff and Workers (yuan)                   | <del>615</del>  | 762     | 1 148    |
| <b>居民消费水平 (元) Per Capita Annual Consumption (yuan)</b>                            |                 |         |          |
| 农 民 Agricultural Population   | 175             | 227     | 403      |
| 非农业居民 Nonagricultural Population  | 132             | 173     | 324      |
| 383   | 468             | 727     |          |
| <b>农业 Agricultural Production</b>   |                 |         |          |
| 1. 农林牧渔业总产值 Gross Output Value of Farming, Forestry, Animal Husbandry and Fishery |                 |         |          |
| (亿元) (100 000 000 yuan)   | 1 397           | 1 923   | 3 619    |
| 2. 主要农产品产量 (万吨) Output of Major Farm Products (10 000 tn)                         |                 |         |          |
| 粮 食 Grain   | 30 477          | 32 056  | 37 911   |
| 棉 花 Cotton  | 216.7           | 270.7   | 414.7    |
| 油 料 Oil-Bearing Crops   | 521.8           | 769.1   | 1 578.4  |
| 甘 蔗 Sugar Cane  | 2 111.6         | 2 280.7 | 5 154.9  |
| 甜 菜 Beet Roots  | 270.2           | 630.5   | 891.9    |

## MAIN INDICATORS OF NATIONAL ECONOMY

In value terms figures are at current prices, the indices are based on comparable prices.

| 绝对数<br>Number |          |           | 1993年为以下各年%<br>1993 as Percentage of Following Years |         |       |       |       | 平均增长% Average Per-<br>centage Increase Rate |           |
|---------------|----------|-----------|--|---------|-------|-------|-------|---|-----------|
| 1990          | 1992     | 1993      | 1978   | 1980    | 1985  | 1990  | 1992  | 1979-1993                                   | 1986-1993 |
| 114 333       | 117 171  | 118 517   | 123.1  | 120.1   | 112.0 | 103.7 | 101.1 | 1.4   | 1.4       |
| 56 740        | 59 432   | 60 220    | 150.0  | 142.2   | 120.7 | 106.1 | 101.3 | 2.7   | 2.4       |
| 14 059        | 14 792   | 14 849    | 156.3  | 142.2   | 120.2 | 105.6 | 100.4 | 3.0   | 2.3       |
| 17 695        | 24 379   | 31 342    | 378.7  | 326.5   | 201.2 | 138.9 | 113.2 | 9.3   | 9.1       |
| 14 384        | 20 223   | 24 882    | 377.2  | 331.2   | 205.9 | 143.0 | 115.1 | 9.3   | 9.4       |
| 4 449.29      | 7 854.98 | 12 457.88 |  | 1 367.7 | 489.9 | 280.0 | 158.6 |   | 17.8      |
| 2 918.64      | 5 273.64 | 7 657.97  | 1 145.2  | 1 026.7 | 455.7 | 262.4 | 145.2 | 14.8  | 17.0      |
| 1 703.81      | 3 012.65 | 4 615.50  | 921.3  | 825.8   | 429.6 | 270.9 | 153.2 | 12.4  | 15.2      |
| 1 029.26      | 1 754.91 | 2 537.54  | 1 512.9  | 1 356.9 | 418.6 | 246.5 | 144.6 | 18.7  | 17.1      |
| 529.48        | 1 359.35 | 2 231.34  |  | 4 856.0 | 681.4 | 421.4 | 164.1 |   | 13.4      |
| 163.38        | 364.49   | 600.15    |  | 2 615.0 | 468.0 | 367.3 | 164.7 |   | 8.4       |
| 366.10        | 994.86   | 1 631.19  |  | 7 092.1 | 818.7 | 445.6 | 164.0 |   | 16.1      |
| 3 312.6       | 4 153.1  | 5 088.2   | 453.9  | 468.9   | 272.6 | 153.6 | 122.5 | 10.6  | 13.4      |
| 1 367.9       | 1 649.2  | 1 696.7   | 1 030.8  | 808.7   | 239.7 | 124.0 | 102.9 | 16.8  | 11.5      |
| 1 944.7       | 2 503.9  | 3 391.5   | 354.6  | 387.4   | 292.7 | 174.4 | 135.4 | 8.8   | 14.4      |
| 3 452.2       | 4 389.7  | 5 287.4   | 475.9  | 436.0   | 286.6 | 153.2 | 120.5 | 11.0  | 14.1      |
| 1 372.8       | 1 817.9  | 1 957.2   | 375.7  | 300.8   | 234.0 | 142.6 | 107.7 | 9.2   | 11.2      |
| 2 079.4       | 2 571.8  | 3 330.2   | 564.4  | 592.6   | 330.3 | 160.2 | 129.5 | 12.2  | 16.1      |
| 2 708.6       | 3 854.9  |           |  |         |       |       |       |   |           |
| 97.4          | 103.4    | 113.4     | 314.8  | 240.7   | 188.6 | 114.9 | 113.4 | 7.9   | 8.3       |
| 102.1         | 105.4    | 113.2     | 254.9  | 235.8   | 199.0 | 122.8 | 113.2 | 6.4   | 9.0       |
| 103.1         | 106.4    | 114.7     |  |         | 208.4 | 126.2 | 114.7 |   | 9.6       |
| 2 951.1       | 3 939.2  | 4 916.2   | 864.2  | 636.5   | 355.5 | 166.6 | 124.8 | 15.5  | 17.2      |
| 2 140         | 2 711    | 3 371     | 451.9  | 364.7   | 242.0 | 129.9 | 103.0 | 10.6  | 11.7      |
| 723           | 947      | 1 148     | 277.5  | 237.6   | 157.6 | 132.0 | 109.3 | 7.0   | 5.8       |
| 524           | 650      | 774       | 266.9  | 227.5   | 140.5 | 125.8 | 107.4 | 6.8   | 4.3       |
| 1 477         | 2 032    | 2 480     | 249.7  | 223.7   | 176.6 | 135.7 | 109.9 | 6.3   | 7.4       |
| 7 662         | 9 085    | 10 996    | 242.5  | 222.3   | 150.0 | 118.9 | 107.8 | 6.1   | 5.2       |
| 44 624        | 44 266   | 45 649    | 149.8  | 142.4   | 120.4 | 102.3 | 103.1 | 2.7   | 2.3       |
| 450.8         | 450.8    | 373.9     | 172.5  | 138.1   | 90.2  | 82.9  | 82.9  | 3.7   | -1.3      |
| 1 613.2       | 1 641.2  | 1 803.9   | 345.7  | 234.5   | 114.3 | 111.8 | 109.9 | 8.6   | 1.7       |
| 5 762.0       | 7 301.1  | 6 419.4   | 304.0  | 281.5   | 124.5 | 111.4 | 87.9  | 7.7   | 2.8       |
| 1 452.5       | 1 506.9  | 1 204.8   | 445.9  | 191.1   | 135.1 | 82.9  | 80.0  | 10.5  | 3.8       |



续表 1 continued

| 指 标<br>Item   | 绝 对 数<br>Number |         |          |
|---|-----------------|---------|----------|
|   | 1978            | 1980    | 1985     |
| 茶 叶<br>Tea  | 26.8            | 30.4    | 43.2     |
| 水 果<br>Fruits   | 657.0           | 679.3   | 1 163.9  |
| 猪牛羊肉<br>Pork, Beef and Mutton   | 856.3           | 1 205.4 | 1 760.7  |
| 水产品<br>Aquatic Products   | 466             | 450     | 705      |
| <b>工业<br/>Industrial Production</b>   |                 |         |          |
| 1. 工业总产值 (亿元)<br>Gross Output Value of Industry (100 000 000 yuan)  | 4 237           | 5 154   | 9 716    |
| 2. 主要工业产品产量<br>Output of Major Industrial Products  |                 |         |          |
| 布 (亿米)<br>Cloth (100 000 000 m)   | 110.3           | 134.7   | 146.7    |
| 机制纸及纸板 (万吨)<br>Machine-Made Paper and Paperboard (10 000 tn)  | 439             | 535     | 911      |
| 糖 (万吨)<br>Sugar (10 000 tn)   | 227             | 257     | 451      |
| 家用电冰箱 (万台)<br>Household Refrigerators (10 000)  | 2.8             | 4.9     | 144.8    |
| 电视机 (万台)<br>Television Sets (10 000)  | 51.73           | 249.2   | 1 667.66 |
| #彩色电视机<br>Color Television Sets   | 0.38            | 3.20    | 435.28   |
| 家用洗衣机 (万台)<br>Household Washing Machines (10 000)   | 0.04            | 24.50   | 887.20   |
| 录放音机 (万台)<br>Cassette Recorders (10 000)  | 4.7             | 74.3    | 1 393.1  |
| 原 煤 (亿吨)<br>Coal (100 000 000 tn)   | 6.18            | 6.20    | 8.72     |
| 原 油 (万吨)<br>Crude oil (10 000 tn)   | 10 405          | 10 595  | 12 490   |
| 发电量 (亿千瓦时)<br>Electricity (100 000 000 kwh)   | 2 566           | 3 006   | 4 107    |
| 钢 (万吨)<br>Steel (10 000 tn)   | 3 178           | 3 712   | 4 679    |
| 成品钢材 (万吨)<br>Rolled Steel (final products 10 000 tn)  | 2 208           | 2 716   | 3 693    |
| 水 泥 (万吨)<br>Cement (10 000 tn)  | 6 524           | 7 986   | 14 595   |
| 3. 国有独立核算工业企业主<br>要财务指标<br>Principal Financial Items of State-Owned<br>Industrial Enterprises with Independent<br>Accounting Systems (100 000 000 yuan) |                 |         |          |
| 年底固定资产原值<br>Original Value of Fixed Assets (year-end)   | 3 193.4         | 3 730.1 | 5 956.2  |
| 年底固定资产净值<br>Net Value of Fixed Assets (year-end)  | 2 225.7         | 2 528.0 | 3 980.8  |
| 利润和税金总额<br>Pretax Profits   | 790.7           | 907.1   | 1 334.1  |
| <b>运输邮电<br/>Transportation, Postal and Telecommunications<br/>Services</b>  |                 |         |          |
| 1. 货物周转量 (亿吨公里)<br>Volume of Freight Traffic (100 000 000 tn.km)  |                 |         |          |
| 铁 路<br>Railways   | 5 345           | 5 717   | 8 126    |
| 公 路<br>Highways   | 274             | 764     | 1 693    |
| 水 运<br>Waterways  | 3 779           | 5 053   | 7 700    |
| 管 道<br>Pipelines  | 430             | 491     | 603      |
| 空 运<br>Civil Aviation   | 1               | 1       | 4        |
| 2. 旅客周转量 (亿人公里)<br>Volume of Passenger Traffic (100 000 000 person.km)  |                 |         |          |
| 铁 路<br>Railways   | 1 093           | 1 383   | 2 416    |
| 公 路<br>Highways   | 521             | 730     | 1 725    |
| 水 运<br>Waterways  | 101             | 129     | 179      |
| 空 运<br>Civil Aviation   | 28              | 40      | 117      |
| 3. 沿海主要港口货物吞吐量<br>Cargo Handled at Principal Seaports (10 000 tn)   |                 |         |          |
| (万吨)  | 19 834          | 21 731  | 31 154   |
| 4. 邮电业务总量 (亿元)<br>Business Revenue of Postal and Telecommunication<br>Services (100 000 000 yuan)   |                 |         |          |
| 5. 函 件 (亿件)<br>Letters Delivered (10 000)   | 28.35           | 33.13   | 46.78    |

续表 2 continued

| 绝对数<br>Number |          |          | 1993年为以下各年%<br>1993 as Percentage of Following Years |          |         |       |       | 平均增长% Average Per-<br>centage Increase Rate |           |
|---------------|----------|----------|--|----------|---------|-------|-------|---|-----------|
| 1990          | 1992     | 1993     | 1978   | 1980     | 1985    | 1990  | 1992  | 1979-1993                                   | 1986-1993 |
| 54.0          | 56.0     | 60.0     | 223.9  | 197.4    | 138.9   | 111.1 | 107.1 | 5.5   | 4.2       |
| 1 874.4       | 2 440.1  | 3 011.2  | 458.3  | 443.3    | 258.7   | 160.6 | 123.4 | 10.7  | 12.6      |
| 2 513.5       | 2 940.6  | 3 225.3  | 376.7  | 267.6    | 183.2   | 128.3 | 109.7 | 9.2   | 7.9       |
| 1 237         | 1 557    | 1 823    | 391.2  | 405.1    | 258.6   | 147.4 | 117.1 | 9.5   | 12.6      |
| 23 924        | 37 066   | 52 692   | 729.9  | 614.0    | 347.9   | 187.4 | 128.0 | 14.2  | 16.9      |
| 188.8         | 190.7    | 203.0    | 184.0  | 150.7    | 138.4   | 107.5 | 106.4 | 4.2   | 4.1       |
| 1 372         | 1 725    | 1 914    | 436.0  | 357.8    | 210.1   | 139.5 | 111.0 | 10.3  | 9.7       |
| 582           | 829      | 771      | 339.6  | 300.0    | 171.0   | 132.5 | 93.0  | 8.5   | 6.9       |
| 463.1         | 485.8    | 596.7    | 21 310.7   | 12 177.6 | 412.1   | 128.8 | 122.8 | 43.0  | 19.4      |
| 2 684.7       | 2 867.82 | 3 032.97 | 5 863.1  | 1 217.1  | 181.9   | 113.0 | 105.8 | 31.2  | 7.8       |
| 1 033.04      | 1 333.08 | 1 435.76 |  | 44 867.5 | 329.8   | 139.0 | 107.7 | 73.2  | 16.1      |
| 662.68        | 707.93   | 895.85   |  | 3 656.5  | 101.0   | 135.2 | 126.5 | 95.0  | 0.1       |
| 3 023.5       | 3 231.8  | 3 647.9  |  | 4 909.7  | 261.9   | 120.7 | 112.9 | 55.8  | 12.8      |
| 213.22        | 526.48   | 1 930.46 | 10 790.7   | 5 178.3  | 1 078.7 | 905.4 | 366.7 | 36.6  | 34.6      |
| 10.80         | 11.16    | 11.50    | 186.1  | 185.5    | 131.9   | 106.5 | 103.0 | 4.2   | 3.5       |
| 13 831        | 14 210   | 14 524   | 139.6  | 137.1    | 116.3   | 105.0 | 102.2 | 2.2   | 1.9       |
| 6 212         | 7 539    | 8 395    | 327.2  | 279.3    | 204.4   | 135.1 | 111.4 | 8.2   | 9.3       |
| 6 635         | 8 094    | 8 956    | 281.8  | 241.3    | 191.4   | 135.0 | 110.6 | 7.2   | 8.5       |
| 5 153         | 6 697    | 7 716    | 349.5  | 284.1    | 208.9   | 149.7 | 115.2 | 8.7   | 9.6       |
| 20 971        | 30 822   | 36 788   | 563.9  | 460.7    | 252.1   | 175.4 | 119.4 | 12.2  | 12.3      |
| 11 610.3      | 15 669.8 | 19 006.4 | 595.2  | 509.5    | 319.1   | 163.7 | 121.3 | 12.6  | 15.6      |
| 8 088.3       | 10 982.6 | 13 304.4 | 597.8  | 526.3    | 334.2   | 164.5 | 121.1 | 12.7  | 16.3      |
| 1 503.1       | 1 944.1  | 2 454.7  | 310.4  | 270.6    | 184.0   | 163.3 | 126.3 | 7.8   | 7.9       |
| 26 207        | 29 218   | 30 510   | 310.4  | 253.7    | 168.3   | 116.4 | 104.4 | 7.8   | 6.7       |
| 10 622        | 11 576   | 11 955   | 223.7  | 209.1    | 147.1   | 112.5 | 103.3 | 5.5   | 4.9       |
| 3 358         | 3 755    | 4 071    | 1 485.8  | 532.9    | 240.5   | 121.2 | 108.4 | 19.7  | 11.6      |
| 11 592        | 13 256   | 13 861   | 366.8  | 274.3    | 180.0   | 119.6 | 104.6 | 9.1   | 7.6       |
| 627           | 617      | 608      | 141.4  | 123.8    | 100.8   | 97.0  | 98.5  | 2.3   | 0.1       |
| 8             | 13       | 17       | 1 700.0  | 1 700.0  | 425.0   | 212.5 | 130.8 | 20.8  | 19.8      |
| 5 628         | 6 949    | 7 858    | 450.8  | 344.5    | 177.1   | 139.6 | 113.1 | 10.6  | 7.4       |
| 2 613         | 3 152    | 3 483    | 318.7  | 251.8    | 144.2   | 133.3 | 110.5 | 8.0   | 4.7       |
| 2 620         | 3 193    | 3 701    | 710.4  | 507.0    | 214.6   | 141.3 | 115.9 | 14.0  | 10.0      |
| 165           | 198      | 196      | 194.1  | 151.9    | 109.5   | 118.8 | 99.0  | 4.5   | 1.1       |
| 230           | 406      | 478      | 1 707.1  | 1 195.0  | 408.5   | 207.8 | 117.7 | 20.8  | 19.2      |
| 48 321        | 60 380   | 67 835   | 342.0  | 312.2    | 217.7   | 140.4 | 112.3 | 8.5   | 10.2      |
| 81.65         | 290.94   | 462.71   | 3 971.8  | 3 468.6  | 1 563.2 | 566.7 | 159.0 | 27.8  | 41.0      |
| 54.87         | 57.18    | 68.70    | 242.3  | 207.4    | 146.9   | 125.2 | 120.1 | 6.1   | 4.9       |

续表 3 continued

| 指 标<br>Item   | 绝 对 数<br>Number |          |          |
|---|-----------------|----------|----------|
|   | 1978            | 1980     | 1985     |
| 6. 报刊期发数 (万份) Newspapers and Magazines Distributed (10 000)                                       | 11 250          | 16 431   | 30 172   |
| <b>能源生产与消费</b><br><b>Energy Production and Consumption</b><br>(标准煤, 万吨) (Standard Coal 10 000 tn) |                 |          |          |
| 能源生产总量 Total Energy Production  | 62 770          | 63 735   | 85 546   |
| 能源消费总量 Total Energy Consumption   | 57 144          | 60 275   | 76 682   |
| <b>国内商业</b><br><b>Domestic Trade</b>  |                 |          |          |
| 1. 社会商业商品购进总额 Total Value of Purchases<br>(亿元) (100 000 000 yuan)                                 | 1 739.7         | 2 263.0  | 3 532.5  |
| # 工业品 Industrial Products   | 1 263.4         | 1 567.6  | 2 462.3  |
| 农副产品 Agricultural and Sideline Products   | 459.9           | 677.0    | 1 033.2  |
| 2. 社会商品零售总额(亿元) Total Value of Retail Sales (100 000 000 yuan)                                    | 1 558.6         | 2 140    | 4 305    |
| <b>对外经济贸易和国际旅游</b><br><b>Foreign Trade and International Tourism</b>                              |                 |          |          |
| 1. 进出口总额 Total Value of Exports and Imports<br>(亿美元) (US \$ 100 000 000)                          | 206.4           | 381.4    | 696.0    |
| 进口额 Imports   | 108.9           | 200.2    | 422.5    |
| 出口额 Exports   | 97.5            | 181.2    | 273.5    |
| 2. 利用外资 (亿美元) Utilization of Foreign Capital (US \$ 100 000 000)                                  |                 |          |          |
| 签订利用外资协议额 Value of Foreign Capital through Signed Agreements                                      |                 |          | 98.67    |
| 实际利用外资额 Value of Foreign Capital Actually   |                 |          | 46.47    |
| # 外商直接投资 Used Direct Investment by Foreigners   |                 |          | 16.61    |
| 3. 国际旅游 International Tourism   |                 |          |          |
| 来华旅游人数 (万人) Number of Tourists (10 000)   |                 | 570.25   | 1 783.31 |
| 旅游外汇收入 Foreign Exchange Revenue from Tourism<br>(亿美元) (US \$ 100 000 000)                         |                 | 6.17     | 12.50    |
| <b>教育文化</b><br><b>Education and Culture</b>   |                 |          |          |
| 1. 在校学生数 (万人) Student Enrollment in All Schools (10 000 persons)                                  |                 |          |          |
| 高等学校 Institutions of Higher Education   | 85.6            | 114.4    | 170.3    |
| 中等专业学校 Specialized Secondary Schools  | 88.9            | 124.3    | 157.1    |
| 普通中学 Regular Secondary Schools  | 6 548.3         | 5 508.1  | 4 706.0  |
| 小学 Primary Schools  | 14 624.0        | 14 627.0 | 13 370.2 |
| 2. 出版数量 Publications  |                 |          |          |
| 图书 (亿册, 张) Books Published (100 000 000 copies)   | 37.7            | 45.9     | 66.7     |
| 杂志 (亿册) Magazines Issued (100 000 000 copies)   | 7.6             | 11.2     | 25.6     |
| 报纸 (亿份) Newspapers Issued (100 000 000 copies)  | 127.8           | 140.4    | 199.8    |
| <b>卫生</b><br><b>Health Care</b>   |                 |          |          |
| 医院床位数 (万张) Number of Hospital Beds (10 000)   | 185.6           | 198.2    | 222.9    |
| 卫生技术人员 (万人) Number of Professional Medical Persons (10 000)                                       | 246.4           | 279.8    | 341.1    |
| # 医生 Doctors  | 103.3           | 115.3    | 141.3    |

注: 1. 国有独立核算工业企业全员劳动生产率按1980年不变价格计算。

2. 1979年起, 货物周转量中公路运输包括社会车辆完成数, 1984年起还包括私营运输完成数量。

3. 邮电业务总量, 1991年后按1990年不变价格计算, 1981-1990年按1980年不变价格计算, 以前按1970年不变价格计算。

续表 4 continued

| 绝对数<br>Number |          |          | 1993年为以下各年%<br>1993 as Percentage of Following Years |       |         |         |       | 平均增长% Average Per-<br>centage Increase Rate |           |
|---------------|----------|----------|--|-------|---------|---------|-------|---|-----------|
| 1990          | 1992     | 1993     | 1978   | 1980  | 1985    | 1990    | 1992  | 1979-1993                                   | 1986-1993 |
| 20 078        | 25 104   | 25 511   | 226.8  | 155.3 | 84.6    | 127.1   | 101.6 | 5.6   | -2.1      |
| 103 922       | 107 256  | 111 263  | 177.3  | 174.6 | 130.1   | 107.1   | 103.7 | 3.9   | 3.3       |
| 98 703        | 109 170  | 111 768  | 195.6  | 185.4 | 145.8   | 113.2   | 102.4 | 4.6   | 4.8       |
| 8 221.2       | 10 653.7 | 12 322.3 | 708.3  | 544.5 | 348.8   | 149.9   | 115.7 | 13.9  | 16.9      |
| 5 871.2       | 8 071.7  | 9 578.9  | 758.2  | 611.1 | 389.0   | 163.2   | 118.7 | 14.5  | 18.5      |
| 2 258.6       | 2 427.5  | 2 506.0  | 544.9  | 370.2 | 242.5   | 111.0   | 103.2 | 12.0  | 11.7      |
| 8 300.1       | 10 993.7 | 13 592.6 | 872.1  | 635.2 | 315.7   | 163.8   | 123.6 | 15.5  | 15.5      |
| 1 154.4       | 1 655.3  | 1 957.1  | 948.2  | 513.1 | 281.2   | 169.5   | 118.2 | 16.2  | 13.8      |
| 533.5         | 805.9    | 1 039.5  | 954.5  | 519.2 | 246.0   | 194.8   | 129.0 | 16.2  | 11.9      |
| 620.9         | 849.4    | 917.6    | 941.1  | 506.4 | 335.5   | 147.8   | 108.0 | 16.1  | 16.3      |
| 120.86        | 694.39   | 1 232.73 |  |       | 1 249.3 | 1 020.0 | 177.5 |   | 37.1      |
| 102.89        | 192.02   | 389.60   |  |       | 838.4   | 378.7   | 202.9 |   | 30.4      |
| 34.87         | 110.07   | 275.15   |  |       | 1 656.5 | 789.1   | 250.0 |   | 42.0      |
| 2 746.18      | 3 811.49 | 4 152.69 |  | 728.2 | 232.9   | 151.2   | 109.0 |   | 11.1      |
| 22.18         | 39.47    | 46.83    |  | 759.0 | 374.6   | 211.1   | 118.6 |   | 18.0      |
| 206.3         | 218.4    | 253.6    | 296.3  | 221.7 | 148.9   | 122.9   | 116.1 | 7.5   | 5.1       |
| 224.4         | 240.8    | 282.0    | 317.2  | 226.9 | 179.5   | 125.7   | 117.1 | 8.0   | 7.6       |
| 4 586.0       | 4 770.8  | 4 739.1  | 72.4   | 86.0  | 100.7   | 103.3   | 99.3  | -2.1  | 0.1       |
| 12 241.4      | 12 201.3 | 12 421.2 | 84.9   | 84.9  | 92.9    | 101.5   | 101.8 | -1.1  | -0.9      |
| 56.4          | 63.4     | 59.3     | 157.3  | 129.2 | 88.9    | 105.1   | 93.5  | 3.1   | -1.5      |
| 17.9          | 23.6     | 23.5     | 309.2  | 209.8 | 91.8    | 131.3   | 99.6  | 7.8   | -1.1      |
| 160.5         | 189.1    | 192.6    | 150.7  | 137.2 | 96.4    | 120.0   | 101.9 | 2.8   | -0.5      |
| 262.4         | 274.4    | 279.5    | 150.6  | 141.0 | 125.4   | 106.5   | 101.9 | 2.8   | 2.9       |
| 389.8         | 407.4    | 411.7    | 167.1  | 147.1 | 120.7   | 105.6   | 101.1 | 3.5   | 2.4       |
| 176.3         | 180.8    | 183.2    | 177.3  | 158.9 | 129.7   | 103.9   | 101.3 | 3.9   | 3.3       |

a) Figures of overall labor productivity of state owned industrial enterprises with independent accounting systems are at 1980 constant prices.

b) Since 1979 including the highways volume of freight traffic done by public but not transportation department owned vehicles, 1984 also including that by private owned vehicles.

c) Figures of telecommunication services before 1981 are at 1970 constant prices, from 1981 to 1990 at 1980 constant prices, and since 1991 at constant prices.

## 2-3 国民经济主要比例关系

### PERCENTAGE OF MAJOR ECONOMIC INDICATORS

本表价值指标除轻重工业内部比例1980年及以前各年按不变价格计算外,其他均按当年价格计算。  
Gross Output Value of Industry at Constant Prices from 1978 to 1980. Current Prices Apply from 1980 to 1993.  
单位: % (%)

| 指 标                              | Item  | 1978 | 1980 | 1985 | 1990 | 1991 | 1992 | 1993 |
|----------------------------------|---|------|------|------|------|------|------|------|
| <b>国民生产总值比例</b>                  | <b>Type of Industry as Percentage of GRP</b>  |      |      |      |      |      |      |      |
| 第一产业                             | Primary Industry  | 28.4 | 30.4 | 29.7 | 28.4 | 26.1 | 23.8 | 21.2 |
| 第二产业                             | Secondary Industry  | 48.6 | 49.0 | 45.2 | 43.6 | 45.0 | 48.0 | 51.8 |
| 第三产业                             | Tertiary Industry   | 23.0 | 20.6 | 24.8 | 28.0 | 28.6 | 28.2 | 27.0 |
| <b>国民收入生产额比例</b>                 | <b>Type of Industry as Percentage of NI Produced</b>  |      |      |      |      |      |      |      |
| 农 业                              | Agriculture   | 32.8 | 36.0 | 35.5 | 34.8 | 31.8 | 29.2 | 25.4 |
| 工 业                              | Industry  | 49.4 | 48.9 | 45.1 | 46.0 | 46.5 | 49.4 | 51.7 |
| 建筑业                              | Construction  | 4.2  | 5.0  | 5.8  | 5.8  | 6.1  | 7.4  | 8.2  |
| 运输业                              | Transportation  | 3.9  | 3.4  | 3.7  | 5.5  | 5.4  | 4.8  | 4.5  |
| 商 业                              | Commerce  | 9.8  | 6.7  | 9.9  | 8.0  | 10.2 | 9.1  | 10.2 |
| <b>积累消费比例</b>                    | <b>Accumulation and Consumption as Percentage of NI Used</b>  |      |      |      |      |      |      |      |
| 积 累                              | Accumulation  | 36.5 | 31.5 | 35.0 | 32.8 | 32.8 | 34.4 | 38.7 |
| 生产性                              | Productive  | 71.8 | 54.5 | 62.4 | 61.2 | 60.9 | 63.3 | 63.5 |
| 非生产性                             | Nonproductive   | 28.2 | 45.5 | 37.6 | 38.8 | 39.1 | 36.7 | 36.5 |
| 消 费                              | Consumption   | 63.5 | 68.5 | 65.0 | 67.2 | 67.2 | 65.6 | 61.3 |
| 居民消费                             | Personal Consumption  | 88.6 | 87.8 | 86.9 | 84.9 | 84.3 | 84.4 | 84.8 |
| 社会消费                             | Social Consumption  | 11.4 | 12.2 | 13.1 | 15.1 | 15.7 | 15.6 | 15.2 |
| <b>固定资产投资资金来源比例</b>              | <b>Sources of Investment as percentage of Fixed Assets</b>  |      |      |      |      |      |      |      |
| 国家预算内投资                          | Government Budgetary Appropriations   | 62.2 | 44.7 | 16.0 | 8.7  | 6.8  | 4.3  | 3.7  |
| 国内贷款                             | Domestic Loans  | 1.7  | 11.7 | 20.1 | 19.6 | 23.5 | 27.4 | 23.5 |
| 利用外资                             | Foreign Investment  | 4.2  | 7.2  | 3.6  | 6.3  | 5.7  | 5.8  | 7.3  |
| 自筹投资                             | Private Construction Funds  |      |      |      | 52.4 | 52.3 | 51.2 | 49.9 |
| 其他投资                             | Others  | 31.9 | 36.5 | 60.3 | 13.1 | 11.8 | 11.3 | 15.6 |
| <b>国有单位固定资产投资中能源工业、运输邮电业投资比例</b> | <b>Energy Industry, Transportation, Post and Telecommunications Services as Percentage of Investment in Fixed Assets of State-Owned Units</b> |      |      |      |      |      |      |      |
| 能源工业                             | Energy Industry   |      |      | 21.8 | 29.0 | 26.4 | 22.1 | 19.6 |
| 运输邮电业                            | Transportation, Post and Telecommunications Services  |      |      | 13.5 | 11.9 | 13.4 | 13.3 | 17.4 |
| <b>国家财政收入相当于国民生产总值的比例</b>        | <b>Government Revenue as Percentage of GNP</b>  | 31.2 | 24.3 | 21.8 | 18.7 | 17.8 | 17.0 | 16.2 |
| <b>国家财政收入相当于国民收入的比例</b>          | <b>Government Revenue as Percentage of National Income</b>  | 37.2 | 29.4 | 26.6 | 23.0 | 21.8 | 20.5 | 20.4 |
| <b>中央和地方财政收支比例</b>               | <b>Ratios of Central and Local Government Revenue</b>   |      |      |      |      |      |      |      |
| 收 入                              | Government Revenue  |      |      |      |      |      |      |      |
| 中央财政                             | Central   | 14.7 | 19.3 | 37.9 | 41.3 | 38.8 | 39.7 | 33.3 |

续表 1 continued

单位: %

(%)

| 指 标<br>Item   | 1978 | 1980 | 1985 | 1990 | 1991 | 1992 | 1993 |
|---|------|------|------|------|------|------|------|
| 地方财政<br>Local   | 85.3 | 80.7 | 62.1 | 58.7 | 61.2 | 60.3 | 66.7 |
| 支 出<br>Expenditures   |      |      |      |      |      |      |      |
| 中央财政<br>Central   | 46.9 | 53.7 | 45.3 | 39.8 | 39.8 | 41.4 | 37.0 |
| 地方财政<br>Local   | 53.1 | 46.3 | 54.7 | 60.2 | 60.2 | 58.6 | 63.0 |
| 预算外资金收入相当于国<br>家预算收入比例<br>Extra-Budgetary Revenue as Percentage<br>of Budgetary Revenue         | 31.0 | 53.5 | 83.3 | 86.4 | 94.5 | 97.7 |      |
| 预算外资金收入比例<br>Ratios of Extra-Budgetary Revenue  |      |      |      |      |      |      |      |
| 地方财政<br>Local Government  | 9.0  | 7.3  | 2.9  | 2.2  | 2.1  | 2.4  |      |
| 行政事业单位<br>Nonprofit Units   | 18.3 | 13.4 | 15.2 | 21.3 | 21.5 | 23.0 |      |
| 国有企业和主管部门<br>State-Owned Enterprises and Their<br>Administrative Unit                           | 72.8 | 79.3 | 81.9 | 76.5 | 76.4 | 74.7 |      |
| 农林牧渔业总产值比例<br>Ratios of Gross Output Value of<br>Farming, Forestry Animal Husbandry and Fishery |      |      |      |      |      |      |      |
| 农 业<br>Farming(crop cultivation)  | 80.0 | 75.6 | 69.2 | 64.6 | 63.1 | 61.5 | 60.1 |
| 林 业<br>Forestry   | 3.4  | 4.3  | 5.2  | 4.3  | 4.5  | 4.6  | 4.5  |
| 牧 业<br>Animal Husbandry   | 15.0 | 18.4 | 22.1 | 25.7 | 26.5 | 27.1 | 27.4 |
| 渔 业<br>Fishery  | 1.6  | 1.7  | 3.5  | 5.4  | 5.9  | 6.8  | 8.0  |
| 工业总产值比例<br>Ratios of Gross Output Value of Industry   |      |      |      |      |      |      |      |
| 轻工业<br>Light Industry   | 43.1 | 47.1 | 47.1 | 49.4 | 48.9 | 47.2 | 44.0 |
| 重工业<br>Heavy Industry   | 56.9 | 52.8 | 52.9 | 50.6 | 51.1 | 52.8 | 56.0 |
| 轻工业总产值比例<br>Ratios of Gross Output Value of<br>Light Industry                                   |      |      |      |      |      |      |      |
| 以农产品为原料<br>Agricultural Products as Raw<br>Materials  | 68.4 | 68.4 | 70.9 | 69.7 | 68.4 | 67.8 | 65.9 |
| 以非农产品为原料<br>Nonagricultural products as<br>Raw Materials  | 31.6 | 31.6 | 29.1 | 30.3 | 31.6 | 32.2 | 34.1 |
| 重工业总产值比例<br>Ratios of Gross Output Value of<br>Heavy Industry                                   |      |      |      |      |      |      |      |
| 采掘工业<br>Excavation Industry   | 12.0 | 11.3 | 12.7 | 12.1 | 11.7 | 10.5 | 10.3 |
| 原料工业<br>Raw Materials Industry  | 35.5 | 37.8 | 36.8 | 41.6 | 41.7 | 41.0 | 43.1 |
| 加工工业<br>Manufacturing Industry  | 52.5 | 50.9 | 50.5 | 46.3 | 46.6 | 48.5 | 46.6 |
| 货运量比例<br>Ratios of Volume of Freight Traffic in Tons  |      |      |      |      |      |      |      |
| 铁 路<br>Railways   | 44.2 | 20.4 | 17.5 | 15.5 | 15.5 | 15.1 | 14.6 |
| 公 路<br>Highways   | 34.2 | 69.9 | 72.1 | 74.6 | 74.4 | 74.7 | 75.3 |
| 水 运<br>Waterways  | 17.4 | 7.8  | 8.5  | 8.3  | 8.5  | 8.8  | 8.8  |
| 民用航空<br>Civil Aviation  | ...  | ...  | ...  | ...  | ...  | ...  | ...  |
| 管道输油(气)<br>Pipelines  | 4.2  | 1.9  | 1.8  | 1.6  | 1.6  | 1.4  | 1.3  |
| 货物周转量比例<br>Ratios of Turnover Volume of Freight<br>Traffic in Tons-km                           |      |      |      |      |      |      |      |
| 铁 路<br>Railways   | 54.4 | 47.5 | 44.8 | 40.5 | 39.2 | 39.6 | 39.2 |
| 公 路<br>Highways   | 2.8  | 6.4  | 9.3  | 12.8 | 12.2 | 12.9 | 13.3 |
| 水 运<br>Waterways  | 38.4 | 42.0 | 42.5 | 44.2 | 46.3 | 45.4 | 45.4 |
| 民用航空<br>Civil Aviation  | ...  | ...  | ...  | ...  | ...  | ...  | 0.1  |
| 管道输油(气)<br>Pipelines  | 4.4  | 4.1  | 3.3  | 2.4  | 2.2  | 2.1  | 2.0  |

## 2-4 国有企业年底固定资产原值

## ORIGINAL VALUE OF FIXED ASSETS OF STATE-OWNED ENTERPRISES

本表是财政部数字,按企业主管部门划分。1985年后,工业中的森林工业企业划入农业项内。  
 Figures in this table are from the Ministry of Finance and are classified by administrative departments to which the enterprises are attached. After 1985, the Forestry Industry was incorporated in agriculture.

单位:亿元

(100 000 000 yuan)

| 年份<br>Year | 总计<br>Total | 工业<br>Industry | 农业<br>Agriculture | 建筑业(施工)<br>Construction | 运输和邮电<br>Transportation,<br>Post and<br>Telecommunications<br>Services | 商业粮食外贸<br>Commerce, Grain<br>and Foreign<br>Trade | 城市公用事业<br>Urban Public<br>Utilities |
|------------|-------------|----------------|-------------------|-------------------------|--|---|-------------------------------------|
| 1952       | 240.6       | 107.2          |                   | 1.8                     | 115.2  | 11.5  | 4.9                                 |
| 1957       | 522.9       | 272.2          |                   | 21.7                    | 182.7  | 33.9  | 10.6                                |
| 1962       | 1 209.3     | 782.4          |                   | 30.4                    | 299.2  | 73.7  | 20.0                                |
| 1965       | 1 445.8     | 961.0          |                   | 22.9                    | 337.9  | 91.0  | 24.1                                |
| 1970       | 1 967.7     | 1 355.6        |                   | 25.9                    | 438.2  | 107.2   | 29.2                                |
| 1975       | 3 414.3     | 2 290.3        | 90.8              | 47.5                    | 672.0  | 209.6   | 37.6                                |
| 1978       | 4 488.2     | 3 002.2        | 126.8             | 72.6                    | 824.1  | 315.8   | 52.3                                |
| 1980       | 5 311.1     | 3 465.2        | 167.5             | 136.4                   | 943.3  | 409.6   | 55.2                                |
| 1983       | 6 833.3     | 4 465.7        | 199.3             | 189.0                   | 1 110.8  | 596.5   | 95.1                                |
| 1984       | 7 370.5     | 4 806.4        | 203.5             | 203.1                   | 1 201.2  | 653.2   | 107.6                               |
| 1985       | 8 004.9     | 5 182.2        | 339.2             | 224.3                   | 1 327.8  | 566.7   | 123.9                               |
| 1986       | 9 041.8     | 5 871.7        | 375.7             | 269.1                   | 1 464.0  | 640.4   | 142.1                               |
| 1987       | 10 200.5    | 6 627.7        | 415.0             | 300.0                   | 1 679.3  | 672.8   | 169.4                               |
| 1988       | 11 787.1    | 7 579.9        | 460.9             | 330.1                   | 1 861.9  | 786.5   | 200.3                               |
| 1989       | 13 394.7    | 8 609.7        | 517.5             | 346.9                   | 2 079.0  | 915.8   | 233.7                               |
| 1990       | 15 352.2    | 9 788.4        | 568.2             | 384.6                   | 2 412.9  | 1 074.9   | 292.6                               |
| 1991       | 17 856.0    | 11 377.5       | 633.9             | 419.5                   | 2 794.9  | 1 271.3   | 349.2                               |
| 1992       | 20 545.6    | 13 026.9       | 703.1             | 435.3                   | 3 350.5  | 1 434.0   | 411.7                               |

## 2-5 国有企业年底固定资产净值

## NET VALUE OF FIXED ASSETS OF STATE-OWNED ENTERPRISES

单位:亿元

(100 000 000 yuan)

| 年份<br>Year | 总计<br>Total | 工业<br>Industry | 农业<br>Agriculture | 建筑业(施工)<br>Construction | 运输和邮电<br>Transportation,<br>Post and<br>Telecommunications<br>Services | 商业粮食外贸<br>Commerce, Grain<br>and Foreign<br>Trade | 城市公用事业<br>Urban Public<br>Utilities |
|------------|-------------|----------------|-------------------|-------------------------|--|---|-------------------------------------|
| 1952       | 167.1       | 71.1           |                   | 1.5                     | 82.2   | 8.3   | 4.0                                 |
| 1957       | 382.0       | 200.0          |                   | 18.0                    | 133.0  | 24.5  | 6.6                                 |
| 1962       | 926.5       | 606.5          |                   | 24.7                    | 229.6  | 52.0  | 13.7                                |
| 1965       | 1 078.0     | 725.1          |                   | 17.0                    | 255.1  | 64.5  | 16.4                                |
| 1970       | 1 413.8     | 965.7          |                   | 18.3                    | 331.9  | 78.0  | 18.9                                |
| 1975       | 2 462.2     | 1 636.1        | 65.4              | 32.6                    | 521.6  | 153.1   | 24.7                                |
| 1978       | 3 201.4     | 2 114.5        | 90.5              | 51.5                    | 641.0  | 230.2   | 35.5                                |
| 1980       | 3 701.7     | 2 366.5        | 123.5             | 101.3                   | 723.2  | 296.7   | 46.0                                |
| 1983       | 4 694.5     | 2 966.9        | 144.3             | 142.0                   | 825.2  | 421.0   | 69.8                                |
| 1984       | 5 069.8     | 3 103.9        | 142.8             | 151.7                   | 886.1  | 457.8   | 79.5                                |
| 1985       | 5 457.9     | 3 428.7        | 236.3             | 167.8                   | 980.7  | 376.5   | 92.4                                |
| 1986       | 6 224.5     | 3 925.2        | 261.1             | 199.5                   | 1 080.8  | 450.9   | 106.7                               |
| 1987       | 7 067.3     | 4 451.0        | 290.5             | 222.3                   | 1 239.3  | 489.0   | 130.3                               |
| 1988       | 8 237.7     | 5 142.8        | 327.0             | 241.9                   | 1 363.7  | 559.5   | 155.7                               |
| 1989       | 9 339.4     | 5 973.1        | 366.9             | 248.5                   | 1 517.3  | 646.7   | 182.3                               |
| 1990       | 10 835.9    | 6 706.1        | 401.3             | 268.6                   | 1 773.9  | 816.0   | 232.5                               |
| 1991       | 12 647.8    | 7 842.8        | 450.9             | 287.6                   | 2 052.4  | 958.0   | 280.3                               |
| 1992       | 14 513.0    | 8 924.0        | 449.5             | 298.8                   | 2 483.0  | 1 070.2   | 331.9                               |

## 2-6 国有企业固定资产基本折旧率

## BASIC DEPRECIATION RATE OF FIXED ASSETS OF STATE-OWNED ENTERPRISES

单位: %

(%)

| 年份<br>Year | 总计<br>Total | 工业<br>Industry | 铁路<br>Railway | 交通<br>Communications | 商业<br>Commerce | 粮食<br>Grain |
|------------|-------------|----------------|---------------|----------------------|----------------|-------------|
| 1952       | 2.9         | 3.7            | 1.3           | 5.0                  | 6.3            | 5.2         |
| 1957       | 3.1         | 3.7            | 1.1           | 6.1                  | 5.4            | 4.9         |
| 1962       | 3.2         | 3.6            | 1.1           | 3.5                  | 6.2            | 3.7         |
| 1965       | 3.2         | 3.8            | 1.1           | 4.3                  | 4.4            | 3.3         |
| 1970       | 3.2         | 3.8            | 1.1           | 3.8                  | 4.3            | 3.0         |
| 1975       | 3.6         | 4.0            | 1.1           | 3.9                  | 3.9            | 3.9         |
| 1978       | 3.7         | 4.1            | 1.1           | 3.8                  | 4.7            | 4.1         |
| 1980       | 4.1         | 4.2            | 3.0           | 3.8                  | 4.7            | 4.1         |
| 1983       | 4.2         | 4.4            | 3.0           | 3.9                  | 4.8            | 4.1         |
| 1984       | 4.4         | 4.6            | 3.0           | 4.1                  | 4.8            | 4.1         |
| 1985       | 4.7         | 5.0            | 3.4           | 4.7                  | 4.8            | 4.1         |
| 1986       | 4.9         | 5.1            | 3.6           | 4.4                  | 4.9            | 4.2         |
| 1987       | 4.9         | 5.2            | 3.7           | 4.1                  | 4.6            | 4.2         |
| 1988       | 5.0         | 5.3            | 3.9           | 4.3                  | 5.0            | 4.6         |
| 1989       | 5.0         | 5.3            | 4.0           | 4.5                  | 3.3            | 4.2         |
| 1990       | 4.8         | 5.1            | 4.0           | 5.5                  | 3.3            | 2.5         |
| 1991       | 5.5         | 5.5            | 6.0           | 6.0                  | 5.2            | 4.1         |
| 1992       | 5.5         | 5.7            | 4.0           | 6.3                  | 4.7            | 5.3         |

## 2-7 国有企业年底占用定额流动资金

## TARGET CIRCULATING FUNDS OF FIXED ASSETS OF STATE-OWNED ENTERPRISES

单位: 亿元

(100 000 000 yuan)

| 年份<br>Year | 总计<br>Total | 工业<br>Industry | 农业<br>Agriculture | 建筑业(施工)<br>Construction | 运输和邮电<br>Transportation,<br>Post and<br>Telecommunications<br>Services | 商业粮食外贸<br>Commerce, Grain<br>and Foreign<br>Trade | 城市公用事业<br>Urban Public<br>Utilities |
|------------|-------------|----------------|-------------------|-------------------------|--|---|-------------------------------------|
| 1952       | 171.7       | 33.0           |                   | 3.7                     | 7.1  | 123.2   | 0.4                                 |
| 1957       | 401.8       | 69.9           |                   | 19.5                    | 9.4  | 290.1   | 0.5                                 |
| 1962       | 739.0       | 208.4          |                   | 15.8                    | 26.8   | 392.8   | 1.4                                 |
| 1965       | 915.9       | 220.4          |                   | 18.0                    | 20.7   | 493.4   | 1.1                                 |
| 1970       | 1 469.8     | 482.0          |                   | 16.0                    | 35.5   | 747.0   | 2.5                                 |
| 1975       | 1 298.6     | 770.8          | 47.0              | 30.8                    | 61.9   | 1 060.9   | 3.4                                 |
| 1978       | 2 853.4     | 959.4          | 122.4             | 38.6                    | 72.2   | 1 300.0   | 4.8                                 |
| 1980       | 3 222.8     | 997.0          | 123.9             | 57.6                    | 69.1   | 1 509.6   | 4.9                                 |
| 1983       | 3 749.4     | 1 143.2        | 112.8             | 82.1                    | 64.0   | 1 886.3   | 5.7                                 |
| 1984       | 3 915.1     | 1 288.3        | 92.7              | 100.6                   | 70.1   | 1 840.7   | 6.2                                 |
| 1985       | 3 969.8     | 1 505.8        | 130.4             | 130.3                   | 87.0   | 1 416.0   | 8.2                                 |
| 1986       | 4 566.5     | 1 805.7        | 152.8             | 169.6                   | 101.6  | 1 619.1   | 9.3                                 |
| 1987       | 5 005.6     | 2 008.1        | 186.7             | 188.3                   | 107.3  | 1 717.8   | 9.6                                 |
| 1988       | 6 015.1     | 2 432.1        | 224.9             | 210.2                   | 126.9  | 2 068.2   | 12.5                                |
| 1989       | 7 402.3     | 3 140.5        | 280.0             | 254.6                   | 160.5  | 2 455.5   | 15.4                                |
| 1990       | 8 176.1     | 3 614.0        | 311.4             | 296.4                   | 179.0  | 2 639.8   | 16.5                                |
| 1991       | 9 087.7     | 4 019.8        | 360.1             | 276.2                   | 207.4  | 3 013.1   | 19.3                                |
| 1992       | 9 715.6     | 4 600.8        | 411.3             | 271.0                   | 285.9  | 2 788.9   | 25.0                                |



## 2-8 平均每天主要社会经济活动

## SELECTED INDICATORS OF AVERAGE DAILY SOCIAL AND ECONOMIC ACTIVITIES

本表价值指标均按当年价格计算。  
Figures in terms of current prices.

| 指 标   | Item  | 1980    | 1985    | 1990     | 1993    |
|---|---|---------|---------|----------|---------|
| <b>每天创造的财富</b> <b>Daily Production</b>  |   |         |         |          |         |
| 国民生产总值  | (亿元) Gross National Product (100 000 000 yuan)  | 12.2    | 23.4    | 48.5     | 86.0    |
| 国民收入  | (亿元) National Income (100 000 000 yuan)   | 10.1    | 19.2    | 39.4     | 68.2    |
| 农林牧渔业总产值  | (亿元) Gross Output Value of farming, forestry, animal husbandry and fishery (100 000 000 yuan) | 5.3     | 9.9     | 21.0     | 30.1    |
| 工业总产值   | (亿元) Gross Output Value of Industry (100 000 000 yuan)  | 14.1    | 26.6    | 65.5     | 144.4   |
| 财政收入  | (亿元) Government Revenue (100 000 000 yuan)  | 3.0     | 5.1     | 9.1      | 13.9    |
| 布   | (万米) Cloth (10 000 m)   | 3 690.4 | 4 019.2 | 5 172.0  | 5 621.9 |
| 机制纸及纸板  | (万吨) Machine-Made Paper and Paperboard (10 000 tn)  | 1.5     | 2.5     | 3.8      | 5.7     |
| 原煤  | (万吨) Coal (10 000 tn)   | 169.9   | 238.9   | 295.9    | 315.1   |
| 发电量   | (亿千瓦时) Electricity (100 000 000 kwh)  | 8.2     | 11.3    | 17.0     | 23.0    |
| 原油  | (万吨) Crude Oil (10 000 tn)  | 29.0    | 34.2    | 37.9     | 39.8    |
| 钢   | (万吨) Steel (10 000 tn)  | 10.2    | 12.8    | 18.2     | 24.5    |
| 成品钢材  | (万吨) Rolled Steel (final products) (10 000 tn)  | 7.4     | 10.1    | 14.1     | 21.1    |
| 水泥  | (万吨) Cement (10 000 tn)   | 21.9    | 40.0    | 57.5     | 109.7   |
| <b>每天消费(销售量)</b> <b>Daily National Consumption (Sales)</b>                      |   |         |         |          |         |
| <b>城乡居民消费总额</b> <b>Total Consumption of Urban and Rural Residents</b>           |   |         |         |          |         |
|   | (亿元) (100 000 000 yuan)   | 6.1     | 11.6    | 22.5     | 37.1    |
| 平均每人消费额   | (元) Per Capita Consumption (yuan)   | 0.6     | 1.1     | 2.0      | 3.1     |
| 粮食  | (万吨) Grain (10 000 tn)  | 57.5    | 72.5    | 74.3     |         |
| 猪肉  | (万吨) Pork (10 000 tn)   | 3.0     | 4.0     | 5.2      |         |
| 食用植物油   | (万吨) Edible Vegetable Oil (10 000 tn)   | 0.6     | 1.5     | 1.8      |         |
| 糖   | (万吨) Sugar (10 000 tn)  | 1.0     | 1.6     | 1.5      |         |
| 生活用布  | (万米) Cloth for Daily-Use (10 000 m)   | 2 693.7 | 3 325.9 | 3 299.8  |         |
| <b>Daily Retail Sales</b>   |   |         |         |          |         |
| 自行车零售量  | (万辆) Bicycles (10 000)  | 3.2     | 8.5     | 7.6      |         |
| 缝纫机零售量  | (万架) Sewing Machines (10 000)   | 1.8     | 3.0     | 1.5      |         |
| 手表零售量   | (万只) Wristwatches (10 000)  | 6.9     | 16.9    | 11.1     |         |
| 电视机零售量  | (万台) TV Sets (10 000)   | 1.0     | 5.9     | 5.3      |         |
| 电冰箱零售量  | (台) Refrigerators   | 150.7   | 6 027.4 | 11 945.2 |         |
| 洗衣机零售量  | (万台) Household Washing Machines (10 000)  | 0.1     | 3.0     | 2.5      |         |
| 电风扇零售量  | (万台) Electric Fans (10 000)   | 0.8     | 5.6     | 7.7      |         |
| <b>每天其他经济活动</b> <b>Other Daily Economic Activities</b>                          |   |         |         |          |         |
| <b>城镇新建住宅面积</b> <b>Residential Buildings Completed in Urban Areas</b>           |   |         |         |          |         |
|   | (万平方米) (10 000 sq. m)   | 25.2    | 51.5    | 47.1     |         |
| <b>农民个人新建住宅面积</b> <b>Private Residential Buildings Completed in Rural Areas</b> |   |         |         |          |         |
|   | (万平方米) (10 000 sq. m)   | 137.0   | 190.5   | 185.8    |         |
| 货运量   | (万吨) Freight Traffic (10 000 tn)  | 1 497   | 2 043   | 2 659    | 3 057   |
| 客运量   | (万人) Passenger Traffic (10 000 persons)   | 936     | 1 699   | 2 117    | 2 731   |
| 进出口总额   | (亿美元) Total Value of Imports and Exports (US \$10 000)  | 10 449  | 19 068  | 31 627   | 53 619  |
| 出版图书  | (万册) Books Published (10 000 Copies)  | 1 257.5 | 1 827.4 | 1 544.0  | 1 624.7 |
| 出版杂志  | (万册) Magazines Issued (10 000 Copies)   | 306.8   | 701.4   | 490.0    | 643.8   |
| 出版报纸  | (万份) Newspapers Issued (10 000 Copies)  | 3 846.6 | 5 474.0 | 4 397.0  | 5 276.7 |
| 邮寄函件  | (万份) Letters Delivered (10 000 Copies)  | 907.7   | 1 281.6 | 1 503.0  | 1 882.2 |
| <b>每天人口变动和婚姻</b> <b>Daily Population Changes and Marriages</b>                  |   |         |         |          |         |
| 出生  | (万人) Births (10 000)  | 4.9     | 6.1     | 6.5      | 5.8     |
| 死亡  | (万人) Deaths (10 000)  | 1.7     | 2.0     | 2.1      | 2.1     |
| 结婚  | (万对) Marriages (10 000 couples)   | 2.0     | 2.3     | 2.6      | 2.5     |
| 离婚  | (对) Divorces (couples)  | 934.2   | 1 254.6 | 2 192.0  | 2 490.9 |

注：“城镇新建住宅面积”从1986年起包括城镇及工矿区个人新建住宅面积。

a) Since 1986, Residential Buildings Completed in Urban Areas include private residential Buildings completed in towns, cities, industrial and mining areas.

## 2-9 人均主要工农业产品产量

## PER CAPITA OUTPUT OF MAJOR INDUSTRIAL AND MAJOR AGRICULTURAL PRODUCTS

| 年 份<br>Year | 粮 食<br>(公斤)<br>Grain<br>(kg) | 棉 花<br>(公斤)<br>Cotton<br>(kg) | 油 料<br>(公斤)<br>Oil-bearing<br>Crops<br>(kg) | 糖 料<br>(公斤)<br>Sugar Crops<br>(kg) | 茶 叶<br>(公斤)<br>Tea<br>(kg) | 水 果<br>(公斤)<br>Fruits<br>(kg) | 猪牛羊肉<br>(公斤)<br>Pork, Beef<br>and Mutton<br>(kg) | 水产品<br>(公斤)<br>Aquatic<br>Products<br>(kg) |
|-------------|------------------------------|-------------------------------|---|------------------------------------|----------------------------|-------------------------------|--|--|
| 1952        | 288.13                       | 2.29                          | 7.37  | 13.35                              | 0.14                       | 4.29                          | 5.95   | 2.94                                       |
| 1957        | 306.01                       | 2.57                          | 6.58  | 18.66                              | 0.18                       | 5.09                          | 6.25   | 4.89                                       |
| 1962        | 240.32                       | 1.13                          | 3.01  | 5.68                               | 0.11                       | 4.07                          | 2.91   | 3.42                                       |
| 1965        | 272.00                       | 2.93                          | 5.07  | 21.50                              | 0.14                       | 4.53                          | 7.70   | 4.17                                       |
| 1970        | 293.24                       | 2.78                          | 4.61  | 19.01                              | 0.17                       | 4.58                          | 7.29   | 3.89                                       |
| 1975        | 310.48                       | 2.60                          | 4.93  | 20.89                              | 0.23                       | 5.87                          | 8.70   | 4.81                                       |
| 1978        | 318.74                       | 2.27                          | 5.46  | 24.91                              | 0.28                       | 6.87                          | 8.96   | 4.87                                       |
| 1980        | 326.69                       | 2.76                          | 7.84  | 29.67                              | 0.31                       | 6.92                          | 12.28  | 4.59                                       |
| 1983        | 378.46                       | 4.53                          | 10.31                                       | 39.40                              | 0.39                       | 9.27                          | 13.70  | 5.34                                       |
| 1984        | 392.84                       | 6.04                          | 11.49                                       | 46.11                              | 0.40                       | 9.50                          | 14.86  | 5.97                                       |
| 1985        | 360.70                       | 3.95                          | 15.02                                       | 57.53                              | 0.41                       | 11.07                         | 16.75  | 6.71                                       |
| 1986        | 367.00                       | 3.32                          | 13.82                                       | 54.86                              | 0.43                       | 12.63                         | 17.97  | 7.72                                       |
| 1987        | 371.74                       | 3.92                          | 14.09                                       | 51.20                              | 0.47                       | 15.39                         | 18.32  | 8.81                                       |
| 1988        | 357.72                       | 3.77                          | 11.98                                       | 56.17                              | 0.49                       | 15.12                         | 19.91  | 9.63                                       |
| 1989        | 364.32                       | 3.39                          | 11.58                                       | 51.88                              | 0.48                       | 16.38                         | 20.79  | 10.30                                      |
| 1990        | 393.10                       | 3.97                          | 14.21                                       | 63.55                              | 0.48                       | 16.51                         | 22.14  | 10.90                                      |
| 1991        | 378.26                       | 4.93                          | 14.24                                       | 73.16                              | 0.47                       | 18.91                         | 23.67  | 11.74                                      |
| 1992        | 379.97                       | 3.87                          | 14.09                                       | 75.61                              | 0.48                       | 20.95                         | 25.24  | 13.37                                      |
| 1993        | 387.37                       | 3.17                          | 15.31                                       | 64.70                              | 0.51                       | 25.55                         | 27.37  | 15.47                                      |

续表 1 continued

| 年 份<br>Year | 布<br>(米)<br>Cloth<br>(kg) | 机制纸及纸板<br>(公斤)<br>Machine Made<br>Paper and<br>Paperboard<br>(kg) | 纱<br>(公斤)<br>Yarn<br>(kg) | 原 煤<br>(吨)<br>Coal<br>(kg) | 原 油<br>(公斤)<br>Crude Oil<br>(kg) | 发电量<br>(千瓦时)<br>Electricity<br>(kwh) | 钢<br>(公斤)<br>Steel<br>(kg) | 水 泥<br>(公斤)<br>Cement<br>(kg) |
|-------------|---------------------------|---|---------------------------|----------------------------|----------------------------------|--------------------------------------|----------------------------|-------------------------------|
| 1952        | 6.73                      | 0.65  | 1.15                      | 0.12                       | 0.77                             | 12.83                                | 2.37                       | 5.03                          |
| 1957        | 7.92                      | 1.43  | 1.32                      | 0.21                       | 2.29                             | 30.28                                | 8.39                       | 10.76                         |
| 1962        | 3.80                      | 1.68  | 0.82                      | 0.33                       | 8.64                             | 68.79                                | 10.02                      | 9.01                          |
| 1965        | 8.78                      | 2.42  | 1.82                      | 0.32                       | 15.81                            | 94.52                                | 17.10                      | 22.85                         |
| 1970        | 11.18                     | 2.95  | 2.51                      | 0.43                       | 37.46                            | 141.63                               | 21.74                      | 31.47                         |
| 1975        | 10.26                     | 3.72  | 2.30                      | 0.53                       | 84.09                            | 213.66                               | 26.08                      | 50.48                         |
| 1978        | 11.54                     | 4.59  | 2.49                      | 0.65                       | 108.82                           | 268.36                               | 33.24                      | 68.23                         |
| 1980        | 13.73                     | 5.45  | 2.98                      | 0.63                       | 107.98                           | 306.35                               | 37.83                      | 81.39                         |
| 1983        | 14.54                     | 6.46  | 3.20                      | 0.70                       | 103.65                           | 343.40                               | 39.11                      | 105.78                        |
| 1984        | 13.21                     | 7.29  | 3.10                      | 0.76                       | 110.54                           | 363.61                               | 41.93                      | 118.65                        |
| 1985        | 13.96                     | 8.67  | 3.36                      | 0.83                       | 118.83                           | 390.76                               | 44.52                      | 138.86                        |
| 1986        | 15.44                     | 9.36  | 3.73                      | 0.84                       | 122.51                           | 421.36                               | 48.93                      | 155.66                        |
| 1987        | 15.96                     | 10.53   | 4.03                      | 0.86                       | 123.74                           | 458.75                               | 51.92                      | 171.81                        |
| 1988        | 17.06                     | 11.53   | 4.23                      | 0.89                       | 124.41                           | 494.90                               | 53.95                      | 190.75                        |
| 1989        | 16.92                     | 11.92   | 4.26                      | 0.94                       | 123.04                           | 522.78                               | 55.05                      | 187.99                        |
| 1990        | 16.63                     | 12.08   | 4.07                      | 0.95                       | 121.84                           | 547.22                               | 58.45                      | 184.74                        |
| 1991        | 15.79                     | 12.85   | 4.00                      | 0.94                       | 122.52                           | 588.77                               | 61.70                      | 219.51                        |
| 1992        | 16.37                     | 14.81   | 4.31                      | 0.96                       | 121.97                           | 647.18                               | 69.47                      | 264.57                        |
| 1993        | 17.23                     | 16.24   | 4.26                      | 0.98                       | 123.25                           | 712.34                               | 76.00                      | 312.18                        |

2-10 国民生产总值和指数  
GROSS NATIONAL PRODUCTS AND INDICES

本表绝对数按当年价格计算, 指数按可比价格计算。

Values in this table are based on current prices, indices are based on comparable prices.

| 年 份<br>Year  | 国民生产<br>总 值<br>Gross<br>National<br>Products | 国内生产<br>总 值<br>Gross<br>Domestic<br>Products | 第 一 产 业<br>Primary<br>Industry | 第 二 产 业<br>Secondary<br>Industry | # 工 业<br># 建 筑 业<br>Industry<br>Construc-<br>-tion |                    | 第 三 产 业<br>Tertiary<br>Industry | # 运 输 邮 电 业<br># 商 业<br>Transporta-<br>-tion<br>Post and<br>Telecommuni-<br>-cations<br>Services | # 商 业<br>Commerces | 人均国民<br>生产总<br>值<br>(元)<br>Per-<br>Capita<br>GNP<br>(yuan) |
|--|--|--|--------------------------------|----------------------------------|--|--------------------|---------------------------------|--|--------------------|--|
|  |  |  |                                |                                  | Industry   | Construc-<br>-tion |                                 |  |                    |  |
| <b>绝对数<br/>(亿元)<br/>Value<br/>(100 000<br/>000 yuan)</b>         |  |  |                                |                                  |  |                    |                                 |  |                    |  |
| 1978   | 3 588.1                                      | 3 588.1                                      | 1 018.4                        | 1 745.2                          | 1 607.0  | 138.2              | 824.5                           | 172.8  | 265.5              | 375  |
| 1980   | 4 470.0                                      | 4 470.0                                      | 1 359.4                        | 2 192.0                          | 1 996.5  | 195.5              | 918.6                           | 205.0  | 213.6              | 456  |
| 1983   | 5 809.0                                      | 5 787.0                                      | 1 960.8                        | 2 646.2                          | 2 375.6  | 270.6              | 1 180.0                         | 264.9  | 171.0              | 568  |
| 1984   | 6 962.0                                      | 6 928.2                                      | 2 295.5                        | 3 105.7                          | 2 789.0  | 316.7              | 1 527.0                         | 327.1  | 285.1              | 671  |
| 1985   | 8 557.6                                      | 8 527.4                                      | 2 541.6                        | 3 866.6                          | 3 448.7  | 417.9              | 2 119.2                         | 406.9  | 577.0              | 814  |
| 1986   | 9 696.3                                      | 9 687.6                                      | 2 763.9                        | 4 492.7                          | 3 967.0  | 525.7              | 2 431.0                         | 475.6  | 596.6              | 909  |
| 1987   | 11 301.0                                     | 11 307.1                                     | 3 204.3                        | 5 251.6                          | 4 585.8  | 665.8              | 2 851.2                         | 544.9  | 714.2              | 1 042  |
| 1988   | 14 068.2                                     | 14 074.2                                     | 3 831.0                        | 6 587.2                          | 5 777.2  | 810.0              | 3 656.0                         | 661.0  | 980.0              | 1 277  |
| 1989   | 15 993.3                                     | 15 997.6                                     | 4 228.0                        | 7 278.0                          | 6 484.0  | 794.0              | 4 491.6                         | 786.0  | 1 012.0            | 1 430  |
| 1990   | 17 695.3                                     | 17 681.3                                     | 5 017.0                        | 7 717.4                          | 6 858.0  | 859.4              | 4 946.9                         | 1 117.6  | 837.0              | 1 559  |
| 1991   | 20 236.3                                     | 20 188.3                                     | 5 288.6                        | 9 102.2                          | 8 087.1  | 1 015.1            | 5 797.5                         | 1 277.0  | 1 245.5            | 1 758  |
| 1992   | 24 378.9                                     | 24 362.9                                     | 5 800.0                        | 11 699.5                         | 10 284.5   | 1 415.0            | 6 863.4                         | 1 535.9  | 1 449.3            | 2 093  |
| 1993   | 31 342.3                                     | 31 380.3                                     | 6 650.0                        | 16 244.9                         | 14 140.0   | 2 104.9            | 8 485.4                         | 1 901.0  | 1 782.4            | 2 663  |
| <b>指 数<br/>Indices<br/>(1978=100)</b>                            |  |  |                                |                                  |  |                    |                                 |  |                    |  |
| 1978   | 100.0  | 100.0  | 100.0                          | 100.0                            | 100.0  | 100.0              | 100.0                           | 100.0  | 100.0              | 100.0  |
| 1980   | 116.0  | 116.0  | 104.6                          | 122.9                            | 122.4  | 129.2              | 114.3                           | 113.8  | 107.4              | 113.1  |
| 1983   | 145.5  | 144.9  | 135.1                          | 145.8                            | 144.5  | 161.4              | 152.3                           | 142.5  | 134.8              | 135.9  |
| 1984   | 166.9  | 166.0  | 152.6                          | 166.9                            | 166.0  | 179.0              | 178.3                           | 163.8  | 153.6              | 153.9  |
| 1985   | 188.2  | 187.4  | 155.4                          | 197.9                            | 196.2  | 218.7              | 207.9                           | 185.9  | 188.5              | 171.2  |
| 1986   | 203.5  | 203.3  | 160.5                          | 218.2                            | 215.2  | 253.4              | 231.0                           | 209.7  | 201.1              | 182.4  |
| 1987   | 225.7  | 225.9  | 168.1                          | 248.1                            | 243.6  | 298.7              | 260.8                           | 230.7  | 222.5              | 199.1  |
| 1988   | 251.2  | 251.3  | 172.3                          | 284.1                            | 280.8  | 322.5              | 296.2                           | 261.5  | 250.3              | 218.0  |
| 1989   | 262.1  | 262.2  | 177.6                          | 294.8                            | 295.0  | 295.3              | 316.2                           | 273.8  | 227.4              | 224.1  |
| 1990   | 272.7  | 272.4  | 190.7                          | 304.1                            | 304.9  | 298.8              | 323.0                           | 297.2  | 213.1              | 229.7  |
| 1991   | 295.0  | 294.2  | 195.2                          | 344.7                            | 346.9  | 327.4              | 340.8                           | 322.5  | 220.5              | 244.6  |
| 1992   | 334.5  | 334.2  | 204.1                          | 419.8                            | 422.9  | 396.2              | 371.1                           | 356.7  | 226.2              | 274.4  |
| 1993   | 378.7  | 379.0  | 212.6                          | 505.4                            | 512.1  | 455.6              | 405.6                           | 393.8  | 242.9              | 307.1  |
| <b>指 数<br/>Indices<br/>(上年=100)<br/>(preceding<br/>year=100)</b> |  |  |                                |                                  |  |                    |                                 |  |                    |  |
| 1978   | 111.7  | 111.7  | 104.1                          | 115.0                            | 116.4  | 99.4               | 113.8                           | 108.9  | 123.1              | 110.2  |
| 1980   | 107.9  | 107.9  | 98.5                           | 113.6                            | 112.7  | 126.7              | 106.0                           | 105.7  | 98.7               | 106.5  |
| 1983   | 110.4  | 110.2  | 108.3                          | 110.4                            | 109.7  | 117.1              | 112.6                           | 110.0  | 112.4              | 108.8  |
| 1984   | 114.7  | 114.5  | 112.9                          | 114.5                            | 114.9  | 110.9              | 117.1                           | 115.0  | 113.9              | 113.2  |
| 1985   | 112.8  | 112.9  | 101.8                          | 118.6                            | 118.2  | 122.2              | 116.6                           | 113.5  | 122.7              | 111.3  |
| 1986   | 108.1  | 108.5  | 103.3                          | 110.2                            | 109.6  | 115.9              | 111.1                           | 112.8  | 106.7              | 106.6  |
| 1987   | 110.9  | 111.1  | 104.7                          | 113.7                            | 113.2  | 117.9              | 112.9                           | 110.0  | 110.6              | 109.1  |
| 1988   | 111.3  | 111.3  | 102.5                          | 114.5                            | 115.3  | 108.0              | 113.6                           | 113.3  | 112.5              | 109.5  |
| 1989   | 104.4  | 104.3  | 103.1                          | 103.8                            | 105.1  | 91.6               | 106.7                           | 104.7  | 90.9               | 102.8  |
| 1990   | 104.1  | 103.9  | 107.3                          | 103.2                            | 103.4  | 101.2              | 102.1                           | 108.6  | 93.7               | 102.5  |
| 1991   | 108.2  | 108.0  | 102.4                          | 113.3                            | 113.8  | 109.6              | 105.5                           | 108.5  | 103.5              | 106.7  |
| 1992   | 113.4  | 113.6  | 104.7                          | 121.8                            | 121.9  | 121.0              | 108.9                           | 110.6  | 102.6              | 112.2  |
| 1993   | 113.2  | 113.4  | 104.0                          | 120.4                            | 121.1  | 115.0              | 109.3                           | 110.4  | 107.4              | 111.8  |

注: 1980年以后一、二、三产业之和与国民生产总值的差额为国外净要素收入。

a) The balance between total of primary, secondary, tertiary industry and gross national products are net factor income from abroad.

## 2-11 国 民 收 入

### NATIONAL INCOME

本表按当年价格计算。  
At current prices.

| 年 份<br>Year | 入 总 额<br>(亿元)<br>National<br>Income<br>(100<br>million<br>yuan) | 国 民 收 入                 |                 |                                 |                                   |                      | 按人口平<br>均的国民<br>收入(元)<br>Per-<br>Capita<br>National<br>Income<br>(yuan) | 国民收入构成%                 |                 |                                 |                                   |                      |
|-------------|---|-------------------------|-----------------|---------------------------------|-----------------------------------|----------------------|---|-------------------------|-----------------|---------------------------------|-----------------------------------|----------------------|
|             |   | 农 业<br>Agri-<br>culture | 工 业<br>Industry | 建 筑 业<br>Con-<br>struc-<br>tion | 运 输 业<br>Trans-<br>porta-<br>tion | 商 业<br>Com-<br>merce |   | 农 业<br>Agri-<br>culture | 工 业<br>Industry | 建 筑 业<br>Con-<br>struc-<br>tion | 运 输 业<br>Trans-<br>porta-<br>tion | 商 业<br>Com-<br>merce |
| 1952        | 589   | 340                     | 115             | 21                              | 25                                | 88                   | 104   | 57.72                   | 19.52           | 3.57                            | 4.24                              | 14.94                |
| 1957        | 908   | 425                     | 257             | 45                              | 39                                | 142                  | 142   | 46.81                   | 28.30           | 4.96                            | 4.30                              | 15.64                |
| 1962        | 924   | 444                     | 303             | 32                              | 38                                | 107                  | 139   | 48.05                   | 32.79           | 3.46                            | 4.11                              | 11.58                |
| 1965        | 1 387   | 641                     | 505             | 53                              | 58                                | 130                  | 194   | 46.21                   | 36.41           | 3.82                            | 4.18                              | 9.37                 |
| 1970        | 1 926   | 778                     | 789             | 80                              | 74                                | 205                  | 235   | 40.39                   | 40.97           | 4.15                            | 3.84                              | 10.64                |
| 1975        | 2 503   | 946                     | 1 152           | 113                             | 96                                | 196                  | 273   | 37.79                   | 46.02           | 4.51                            | 3.84                              | 7.83                 |
| 1978        | <u>3 010</u>  | 986                     | 1 487           | 125                             | 118                               | 294                  | <u>315</u>  | 32.76                   | 49.40           | 4.15                            | 3.92                              | 9.77                 |
| 1980        | 3 688   | 1 326                   | 1 804           | 185                             | 126                               | 247                  | 376   | 35.95                   | 48.92           | 5.02                            | 3.42                              | 6.70                 |
| 1983        | 4 736   | 1 921                   | 2 136           | 259                             | 166                               | 254                  | 463   | 40.56                   | 45.10           | 5.47                            | 3.51                              | 5.36                 |
| 1984        | 5 652   | 2 251                   | 2 516           | 303                             | 205                               | 377                  | 545   | 39.83                   | 44.52           | 5.36                            | 3.63                              | 6.67                 |
| 1985        | 7 020   | 2 492                   | 3 163           | 409                             | 259                               | 697                  | 668   | 35.50                   | 45.06           | 5.83                            | 3.69                              | 9.93                 |
| 1986        | 7 859   | 2 720                   | 3 573           | 514                             | 320                               | 732                  | 737   | 34.61                   | 45.46           | 6.54                            | 4.07                              | 9.31                 |
| 1987        | 9 313   | 3 154                   | 4 262           | 637                             | 384                               | 876                  | 859   | 33.87                   | 45.76           | 6.84                            | 4.12                              | 9.41                 |
| 1988        | 11 738  | 3 818                   | 5 416           | 783                             | 460                               | 1 261                | 1 066   | 32.53                   | 46.14           | 6.67                            | 3.92                              | 10.74                |
| 1989        | 13 176  | 4 209                   | 6 241           | 774                             | 547                               | 1 405                | 1 178   | 31.94                   | 47.37           | 5.87                            | 4.15                              | 10.66                |
| 1990        | 14 384  | 5 000                   | 6 610           | 839                             | 787                               | 1 148                | 1 267   | 34.76                   | 45.95           | 5.83                            | 5.47                              | 7.98                 |
| 1991        | 16 557  | 5 269                   | 7 703           | 1 009                           | 887                               | 1 689                | 1 439   | 31.82                   | 46.52           | 6.09                            | 5.36                              | 10.20                |
| 1992        | 20 223  | 5 795                   | 9 885           | 1 411                           | 968                               | 2 164                | 1 736   | 29.20                   | 49.41           | 7.43                            | 4.82                              | 9.14                 |
| 1993        | <u>24 882</u>   | 6 317                   | 12 862          | 2 054                           | 1 113                             | 2 536                | <u>2 111</u>  | 25.39                   | 51.69           | 8.25                            | 4.47                              | 10.19                |

## 2-12 国民收入指数 INDICES OF NATIONAL INCOME

本表按可比价格计算。  
Based on comparable prices.

| 年份<br>Year | 1978=100                   |                         |                 |                             |                                    |                      | 上年=100<br>Preceding year=100 |                         |                 |                             |                                    |                      |
|------------|----------------------------|-------------------------|-----------------|-----------------------------|------------------------------------|----------------------|------------------------------|-------------------------|-----------------|-----------------------------|------------------------------------|----------------------|
|            | 国民收入<br>National<br>Income | 农 业<br>Agri-<br>culture | 工 业<br>Industry | 建 筑 业<br>Construc-<br>-tion | 运 输 业<br>Tran-<br>sporta-<br>-tion | 商 业<br>Com-<br>merce | 国民收入<br>National<br>Income   | 农 业<br>Agri-<br>culture | 工 业<br>Industry | 建 筑 业<br>Construc-<br>-tion | 运 输 业<br>Tran-<br>sporta-<br>-tion | 商 业<br>Com-<br>merce |
| 1957       |                            |                         |                 |                             |                                    |                      | 104.5                        | 103.1                   | 111.6           | 92.7                        | 107.3                              | 100.0                |
| 1962       |                            |                         |                 |                             |                                    |                      | 93.5                         | 104.7                   | 84.6            | 125.0                       | 77.6                               | 90.5                 |
| 1965       |                            |                         |                 |                             |                                    |                      | 117.0                        | 109.8                   | 127.4           | 110.4                       | 131.8                              | 103.3                |
| 1970       |                            |                         |                 |                             |                                    |                      | 123.3                        | 105.8                   | 138.7           | 130.0                       | 120.6                              | 110.9                |
| 1975       |                            |                         |                 |                             |                                    |                      | 108.3                        | 101.9                   | 114.9           | 112.0                       | 112.9                              | 100.0                |
| 1978       | 100.0                      | 100.0                   | 100.0           | 100.0                       | 100.0                              | 100.0                | 112.3                        | 103.9                   | 117.1           | 99.1                        | 111.3                              | 122.5                |
| 1980       | 113.9                      | 104.5                   | 119.9           | 132.1                       | 106.8                              | 107.6                | 106.4                        | 98.2                    | 110.9           | 129.7                       | 104.1                              | 100.6                |
| 1983       | 142.1                      | 135.7                   | 142.0           | 166.4                       | 138.1                              | 151.5                | 110.0                        | 108.5                   | 109.8           | 118.3                       | 110.9                              | 113.0                |
| 1984       | 161.4                      | 153.2                   | 163.1           | 184.3                       | 155.9                              | 168.5                | 113.6                        | 113.0                   | 114.9           | 110.7                       | 112.9                              | 111.2                |
| 1985       | 183.2                      | 157.4                   | 195.1           | 228.5                       | 187.3                              | 200.3                | 113.5                        | 102.7                   | 119.6           | 124.0                       | 120.1                              | 118.9                |
| 1986       | 197.3                      | 162.2                   | 213.8           | 268.5                       | 208.5                              | 214.7                | 107.7                        | 103.0                   | 109.6           | 117.5                       | 111.3                              | 107.2                |
| 1987       | 217.4                      | 169.5                   | 241.7           | 304.2                       | 232.2                              | 241.2                | 110.2                        | 104.5                   | 113.0           | 113.3                       | 111.4                              | 112.4                |
| 1988       | 242.0                      | 173.3                   | 283.8           | 328.5                       | 258.5                              | 263.0                | 111.3                        | 102.2                   | 117.4           | 108.0                       | 111.3                              | 109.0                |
| 1989       | 250.8                      | 178.9                   | 300.9           | 300.7                       | 284.8                              | 247.8                | 103.7                        | 103.2                   | 106.0           | 91.5                        | 110.2                              | 94.2                 |
| 1990       | 263.7                      | 192.3                   | 317.4           | 302.1                       | 298.3                              | 238.6                | 105.1                        | 107.5                   | 105.5           | 100.5                       | 104.8                              | 96.3                 |
| 1991       | 284.0                      | 196.7                   | 358.1           | 335.2                       | 318.8                              | 240.0                | 107.7                        | 102.3                   | 112.8           | 111.0                       | 106.9                              | 100.6                |
| 1992       | 327.7                      | 206.5                   | 434.7           | 409.3                       | 346.6                              | 291.8                | 115.4                        | 105.0                   | 121.4           | 122.1                       | 109.0                              | 121.6                |
| 1993       | 377.2                      | 214.8                   | 529.9           | 460.9                       | 374.0                              | 305.2                | 115.1                        | 104.0                   | 121.9           | 112.6                       | 107.9                              | 104.6                |

## 2-13 分地区国内生产总值和指数

## GROSS DOMESTIC PRODUCTS AND ITS INDICES BY REGIONS

本表绝对值按当年价格计算, 指数按可比价格计算。

Absolute number are at current prices, indices are based on comparable prices.

| 地 区<br>Region        | 国内生产总值 (亿元)<br>Gross Domestic Products (100 000 000 yuan) |          |          |          | 指 数 (上年=100)<br>Indices (proceeding year=100) |       |       |       |
|----------------------|---|----------|----------|----------|---|-------|-------|-------|
|                      | 1990  | 1991     | 1992     | 1993     | 1990  | 1991  | 1992  | 1993  |
| 北 京 Beijing          | 500.82  | 598.90   | 709.10   | 863.53   | 105.4   | 107.5 | 111.6 | 112.1 |
| 天 津 Tianjin          | 310.95  | 342.75   | 411.24   | 536.10   | 102.5   | 104.4 | 111.7 | 112.1 |
| 河 北 Hebei            | 836.14  | 959.57   | 1 155.05 | 1 566.63 | 104.7   | 109.0 | 113.9 | 116.4 |
| 山 西 Shanxi           | 399.86  | 431.55   | 519.80   | 645.77   | 105.1   | 103.3 | 112.8 | 112.8 |
| 内 蒙 古 Inner Mongolia | 286.74  | 320.99   | 378.62   | 486.62   | 108.2   | 107.5 | 111.1 | 110.6 |
| 辽 宁 Liaoning         | 965.72  | 1 073.24 | 1 297.65 | 1 808.15 | 100.3   | 105.5 | 111.7 | 114.7 |
| 吉 林 Jilin            | 393.97  | 424.00   | 514.58   | 671.95   | 103.5   | 104.8 | 113.0 | 114.2 |
| 黑 龙 江 Heilongjiang   | 658.96  | 734.69   | 855.93   | 1 076.94 | 104.5   | 103.9 | 106.5 | 105.8 |
| 上 海 Shanghai         | 744.67  | 857.71   | 1 114.32 | 1 511.61 | 103.5   | 107.0 | 114.9 | 114.9 |
| 江 苏 Jiangsu          | 1 315.82  | 1 471.05 | 1 971.60 | 2 754.49 | 104.4   | 106.9 | 126.2 | 120.1 |
| 浙 江 Zhejiang         | 836.89  | 983.54   | 1 220.69 | 1 698.04 | 104.0   | 115.4 | 118.9 | 125.7 |
| 安 徽 Anhui            | 606.53  | 600.13   | 730.19   | 979.55   | 103.2   | 96.3  | 117.4 | 122.3 |
| 福 建 Fujian           | 459.48  | 547.42   | 694.70   | 1 028.14 | 107.0   | 114.7 | 120.8 | 125.7 |
| 江 西 Jiangxi          | 419.54  | 465.10   | 559.52   | 701.91   | 104.9   | 108.2 | 114.8 | 113.7 |
| 山 东 Shandong         | 1 333.37  | 1 596.88 | 1 982.02 | 2 702.49 | 105.3   | 113.9 | 119.5 | 122.3 |
| 河 南 Henan            | 895.74  | 993.08   | 1 213.23 | 1 583.12 | 104.5   | 106.9 | 113.7 | 115.8 |
| 湖 北 Hubei            | 791.09  | 856.85   | 1 001.37 | 1 298.41 | 102.5   | 104.5 | 112.1 | 112.9 |
| 湖 南 Hunan            | 702.64  | 785.83   | 920.13   | 1 192.41 | 104.0   | 107.8 | 112.3 | 112.9 |
| 广 东 Guangdong        | 1 471.84  | 1 780.56 | 2 293.54 | 3 225.30 | 111.3   | 117.3 | 122.0 | 122.3 |
| 广 西 Guangxi          | 392.83  | 453.04   | 572.30   | 788.05   | 107.0   | 112.7 | 118.3 | 121.2 |
| 海 南 Hainan           | 95.01   | 107.93   | 141.68   | 225.15   | 109.5   | 112.4 | 123.3 | 124.5 |
| 四 川 Sichuan          | 1 144.88  | 1 281.10 | 1 481.22 | 1 958.69 | 103.7   | 107.7 | 112.4 | 113.8 |
| 贵 州 Guizhou          | 254.87  | 289.76   | 331.67   | 408.47   | 104.2   | 109.9 | 109.1 | 109.9 |
| 云 南 Yunnan           | 395.99  | 432.86   | 510.03   | 662.23   | 108.7   | 106.6 | 110.9 | 110.6 |
| 西 藏 Tibet            | 24.45   | 30.53    | 33.29    | 37.28    | 108.9   | 101.6 | 107.1 | 108.2 |
| 陕 西 Shaanxi          | 374.05  | 427.90   | 492.64   | 614.51   | 104.3   | 110.9 | 108.7 | 113.3 |
| 甘 肃 Gansu            | 234.04  | 255.45   | 301.64   | 358.33   | 105.5   | 106.5 | 109.7 | 111.6 |
| 青 海 Qinghai          | 66.34   | 72.58    | 84.32    | 105.74   | 103.7   | 104.7 | 107.4 | 109.6 |
| 宁 夏 Ningxia          | 61.10   | 68.49    | 78.62    | 98.44    | 103.8   | 104.2 | 107.5 | 110.3 |
| 新 疆 Xinjiang         | 251.88  | 311.72   | 382.26   | 481.94   | 109.2   | 113.9 | 113.1 | 109.5 |

## 2-14 各地区国内生产总值(1992年)

本表按当年价格计算, 指数按可比价格计算。

| 地 区<br>Region        | 国内生产总值<br>(亿元)<br>Gross<br>Domestic<br>Products<br>(100 000 000<br>yuan) | 第一产业                | 第二产业                  |                   |                         | 第三产业                 | # 运输邮电业<br>Transportation<br>Post and<br>Telecommuni-<br>tions Services |
|----------------------|--|---------------------|-----------------------|-------------------|-------------------------|----------------------|---|
|                      |  | Primary<br>Industry | Secondary<br>Industry | # 工 业<br>Industry | # 建 筑 业<br>Construction | Tertiary<br>Industry |   |
| 北 京 Beijing          | 709.10   | 48.67               | 345.91                | 292.97            | 52.94                   | 314.51               | 35.49   |
| 天 津 Tianjin          | 411.24   | 30.26               | 230.61                | 210.00            | 20.61                   | 150.37               | 35.66   |
| 河 北 Hebei            | 1 155.05   | 257.08              | 573.15                | 517.75            | 55.40                   | 324.82               | 65.44   |
| 山 西 Shanxi           | 519.80   | 82.94               | 289.29                | 259.44            | 29.85                   | 147.57               | 30.66   |
| 内 蒙 古 Inner Mongolia | 378.62   | 126.86              | 152.56                | 120.85            | 31.71                   | 99.20                | 29.91   |
| 辽 宁 Liaoning         | 1 297.65   | 194.58              | 741.90                | 661.19            | 80.71                   | 361.17               | 72.99   |
| 吉 林 Jilin            | 514.58   | 130.82              | 257.01                | 227.17            | 29.84                   | 126.75               | 31.45   |
| 黑 龙 江 Heilongjiang   | 855.93   | 171.28              | 493.13                | 440.03            | 53.10                   | 191.52               | 52.22   |
| 上 海 Shanghai         | 1 114.32   | 34.16               | 677.39                | 636.68            | 40.71                   | 402.77               | 95.93   |
| 江 苏 Jiangsu          | 1 971.60   | 393.82              | 1 119.26              | 1 017.94          | 101.32                  | 458.52               | 91.43   |
| 浙 江 Zhejiang         | 1 220.69   | 262.67              | 653.43                | 581.73            | 71.70                   | 304.59               | 55.63   |
| 安 徽 Anhui            | 730.19   | 230.51              | 333.00                | 293.01            | 39.99                   | 166.68               | 32.16   |
| 福 建 Fujian           | 694.70   | 197.90              | 291.60                | 241.78            | 49.82                   | 205.20               | 46.27   |
| 江 西 Jiangxi          | 559.52   | 200.81              | 199.40                | 168.14            | 31.26                   | 159.31               | 21.06   |
| 山 东 Shandong         | 1 982.02   | 534.62              | 999.11                | 889.59            | 109.52                  | 448.29               | 82.31   |
| 河 南 Henan            | 1 213.23   | 353.92              | 545.21                | 481.11            | 64.10                   | 314.10               | 60.20   |
| 湖 北 Hubei            | 1 001.37   | 303.00              | 444.61                | 402.59            | 42.02                   | 253.76               | 53.43   |
| 湖 南 Hunan            | 920.13   | 323.91              | 347.89                | 295.38            | 52.51                   | 248.33               | 48.20   |
| 广 东 Guangdong        | 2 293.54   | 465.83              | 1 053.63              | 861.12            | 192.51                  | 774.08               | 140.88  |
| 广 西 Guangxi          | 572.30   | 229.13              | 187.48                | 161.44            | 26.04                   | 155.69               | 35.00   |
| 海 南 Hainan           | 141.68   | 54.13               | 38.34                 | 20.36             | 17.98                   | 49.21                | 8.52  |
| 四 川 Sichuan          | 1 481.22   | 480.27              | 608.99                | 504.87            | 104.12                  | 391.96               | 58.53   |
| 贵 州 Guizhou          | 331.67   | 121.18              | 122.08                | 106.41            | 15.67                   | 88.41                | 16.62   |
| 云 南 Yunnan           | 510.03   | 186.80              | 219.03                | 193.90            | 25.13                   | 104.20               | 12.35   |
| 西 藏 Tibet            | 33.29  | 16.59               | 4.46                  | 2.56              | 1.90                    | 12.24                | 1.84  |
| 陕 西 Shaanxi          | 492.64   | 127.02              | 220.95                | 188.66            | 34.05                   | 144.67               | 36.94   |
| 甘 肃 Gansu            | 301.64   | 74.21               | 128.66                | 110.22            | 18.44                   | 98.77                | 14.78   |
| 青 海 Qinghai          | 84.32  | 19.44               | 36.31                 | 26.69             | 9.62                    | 28.57                | 4.12  |
| 宁 夏 Ningxia          | 78.62  | 18.31               | 34.05                 | 27.74             | 6.31                    | 26.26                | 5.08  |
| 新 疆 Xinjiang         | 382.26   | 114.50              | 147.65                | 106.30            | 41.35                   | 120.11               | 29.16   |

## GROSS NATIONAL PRODUCTS BY REGION (1992)

Absolute number at current prices, indices are based on comparable prices.

| # 商 业<br>Commerce | 人均国内<br>生产总值<br>(元)<br>Per<br>Capita<br>GDP<br>(yuan) | 构 成 % Composition           |                               |                              | 指 数 Indices<br>1991=100                      |                             |                               |                              |
|-------------------|---|-----------------------------|-------------------------------|------------------------------|--|-----------------------------|-------------------------------|------------------------------|
|                   |   | 第一产业<br>Primary<br>Industry | 第二产业<br>Secondary<br>Industry | 第三产业<br>Tertiary<br>Industry | 国内生产<br>总 值<br>Gross<br>Domestic<br>Products | 第一产业<br>Primary<br>Industry | 第二产业<br>Secondary<br>Industry | 第三产业<br>Tertiary<br>Industry |
| 85.41             | 6 805   | 6.86                        | 48.78                         | 44.35                        | 111.58                                       | 102.98                      | 112.14                        | 112.48                       |
| 41.05             | 4 696   | 7.36                        | 56.08                         | 36.57                        | 111.65                                       | 100.75                      | 111.51                        | 114.63                       |
| 74.14             | 1 843   | 22.26                       | 49.62                         | 28.12                        | 113.94                                       | 99.43                       | 120.72                        | 116.34                       |
| 27.03             | 1 744   | 15.96                       | 55.65                         | 28.39                        | 112.82                                       | 112.89                      | 114.13                        | 109.98                       |
| 7.96              | 1 712   | 33.51                       | 40.29                         | 26.20                        | 111.06                                       | 104.14                      | 115.08                        | 115.66                       |
| 70.20             | 3 254   | 14.99                       | 57.17                         | 27.83                        | 111.69                                       | 104.18                      | 113.57                        | 112.80                       |
| 13.29             | 2 071   | 25.42                       | 49.95                         | 24.63                        | 112.95                                       | 101.78                      | 118.23                        | 118.16                       |
| 28.07             | 2 433   | 20.01                       | 57.61                         | 22.38                        | 106.45                                       | 107.12                      | 106.54                        | 105.49                       |
| 96.31             | 8 652   | 3.07                        | 60.79                         | 36.14                        | 114.85                                       | 100.41                      | 117.16                        | 111.99                       |
| 106.11            | 2 858   | 19.97                       | 56.77                         | 23.26                        | 126.20                                       | 110.65                      | 131.65                        | 129.89                       |
| 97.30             | 2 850   | 21.52                       | 53.53                         | 24.95                        | 118.91                                       | 101.99                      | 129.35                        | 114.11                       |
| 25.68             | 1 253   | 31.57                       | 45.60                         | 22.83                        | 117.40                                       | 116.92                      | 118.68                        | 115.30                       |
| 49.57             | 2 264   | 28.49                       | 41.97                         | 29.54                        | 120.76                                       | 110.79                      | 128.53                        | 121.27                       |
| 26.01             | 1 439   | 35.89                       | 35.64                         | 28.47                        | 114.76                                       | 105.79                      | 123.02                        | 119.24                       |
| 88.51             | 2 307   | 26.97                       | 50.41                         | 22.62                        | 119.51                                       | 100.24                      | 131.07                        | 126.01                       |
| 61.70             | 1 377   | 29.17                       | 44.94                         | 25.89                        | 113.70                                       | 101.41                      | 125.26                        | 110.94                       |
| 65.93             | 1 827   | 30.26                       | 44.40                         | 25.34                        | 112.07                                       | 108.16                      | 116.64                        | 109.13                       |
| 55.92             | 1 487   | 35.20                       | 37.81                         | 26.99                        | 112.31                                       | 103.52                      | 121.13                        | 114.07                       |
| 160.55            | 3 575   | 20.31                       | 45.94                         | 33.75                        | 121.97                                       | 105.58                      | 133.49                        | 118.73                       |
| 33.61             | 1 318   | 40.04                       | 32.76                         | 27.20                        | 118.27                                       | 112.93                      | 127.98                        | 115.66                       |
| 8.56              | 2 126   | 38.21                       | 27.06                         | 34.73                        | 123.34                                       | 110.01                      | 138.29                        | 131.93                       |
| 115.02            | 1 356   | 32.42                       | 41.11                         | 26.46                        | 112.35                                       | 102.63                      | 120.02                        | 115.78                       |
| 17.79             | 1 009   | 36.54                       | 36.81                         | 26.66                        | 109.06                                       | 99.32                       | 115.05                        | 117.12                       |
| 38.67             | 1 334   | 36.63                       | 42.94                         | 20.43                        | 110.91                                       | 103.00                      | 116.77                        | 115.47                       |
| 3.80              | 1 486   | 49.83                       | 13.40                         | 36.77                        | 107.07                                       | 103.51                      | 105.68                        | 112.58                       |
| 13.70             | 1 458   | 25.74                       | 45.13                         | 29.13                        | 108.68                                       | 103.09                      | 114.03                        | 105.69                       |
| 49.73             | 1 314   | 24.60                       | 42.65                         | 32.74                        | 109.73                                       | 105.80                      | 110.22                        | 112.62                       |
| 7.88              | 1 821   | 23.06                       | 43.06                         | 33.88                        | 107.39                                       | 104.01                      | 107.61                        | 109.79                       |
| 4.46              | 1 635   | 23.29                       | 43.31                         | 33.40                        | 107.50                                       | 95.69                       | 112.54                        | 111.10                       |
| 30.39             | 2 458   | 29.95                       | 38.63                         | 31.42                        | 113.06                                       | 105.49                      | 119.44                        | 115.70                       |



## 2-15 各地区国民收入(1992年)

本表按当年价格计算, 指数按可比价格计算。

| 地 区<br>Region        | 国民收入<br>(亿元)<br>National<br>Income<br>(100 000 000<br>yuan) | 农 业         | 工 业      | 建 筑 业        | 运 输 业          | 商 业      | 人均国民<br>收 入<br>(元)(yuan)<br>Per-Capita<br>National<br>Income |
|----------------------|---|-------------|----------|--------------|----------------|----------|--|
|                      |   | Agriculture | Industry | Construction | Transportation | Commerce |  |
| 北 京 Beijing          | 507.23  | 46.26       | 312.42   | 51.16        | 25.63          | 71.76    | 4 868  |
| 天 津 Tianjin          | 344.35  | 31.36       | 205.17   | 21.15        | 28.97          | 57.70    | 3 930  |
| 河 北 Hebei            | 949.80  | 256.07      | 513.47   | 55.74        | 42.62          | 81.90    | 1 515  |
| 山 西 Shanxi           | 406.06  | 83.51       | 227.80   | 29.59        | 23.75          | 41.41    | 1 362  |
| 内 蒙 古 Inner Mongolia | 306.48  | 121.42      | 111.62   | 32.44        | 24.38          | 16.62    | 1 386  |
| 辽 宁 Liaoning         | 1 060.68  | 201.08      | 651.66   | 77.51        | 53.51          | 76.92    | 2 660  |
| 吉 林 Jilin            | 434.52  | 132.31      | 224.70   | 27.68        | 17.58          | 32.25    | 1 749  |
| 黑 龙 江 Heilongjiang   | 702.65  | 181.13      | 390.61   | 55.61        | 26.34          | 48.96    | 1 997  |
| 上 海 Shanghai         | 881.00  | 36.04       | 623.73   | 41.46        | 58.94          | 120.83   | 6 840  |
| 江 苏 Jiangsu          | 1 697.00  | 395.71      | 1 025.03 | 100.23       | 61.85          | 114.18   | 2 448  |
| 浙 江 Zhejiang         | 1 071.09  | 256.65      | 594.92   | 71.51        | 37.46          | 110.55   | 2 500  |
| 安 徽 Anhui            | 665.38  | 244.10      | 301.73   | 51.49        | 20.67          | 47.39    | 1 151  |
| 福 建 Fujian           | 590.02  | 197.41      | 248.21   | 49.81        | 32.37          | 62.22    | 1 923  |
| 江 西 Jiangxi          | 465.90  | 201.88      | 176.41   | 26.60        | 20.31          | 40.70    | 1 198  |
| 山 东 Shandong         | 1 685.58  | 523.39      | 881.29   | 106.24       | 61.41          | 113.25   | 1 962  |
| 河 南 Henan            | 1 017.32  | 350.26      | 462.38   | 68.73        | 40.31          | 95.64    | 1 154  |
| 湖 北 Hubei            | 823.34  | 302.71      | 379.02   | 45.35        | 27.13          | 69.13    | 1 502  |
| 湖 南 Hunan            | 767.38  | 324.02      | 284.82   | 53.18        | 38.81          | 66.55    | 1 240  |
| 广 东 Guangdong        | 1 793.59  | 464.33      | 878.66   | 172.77       | 80.50          | 197.33   | 2 795  |
| 广 西 Guangxi          | 483.83  | 232.54      | 168.66   | 27.05        | 16.46          | 39.12    | 1 115  |
| 海 南 Hainan           | 111.06  | 57.73       | 20.06    | 17.71        | 5.07           | 10.49    | 1 668  |
| 四 川 Sichuan          | 1 263.85  | 488.53      | 500.70   | 105.01       | 37.63          | 131.98   | 1 157  |
| 贵 州 Guizhou          | 270.50  | 117.97      | 102.01   | 16.16        | 8.70           | 25.66    | 823  |
| 云 南 Yunnan           | 446.67  | 182.53      | 185.10   | 25.39        | 7.90           | 45.75    | 1 168  |
| 西 藏 Tibet            | 28.18   | 17.76       | 2.24     | 3.41         | 1.22           | 3.55     | 1 258  |
| 陕 西 Shaanxi          | 398.91  | 126.87      | 187.06   | 35.44        | 27.09          | 22.45    | 1 179  |
| 甘 肃 Gansu            | 265.78  | 74.49       | 110.83   | 18.08        | 14.24          | 48.14    | 1 158  |
| 青 海 Qinghai          | 62.41   | 19.20       | 22.98    | 8.92         | 1.86           | 9.45     | 1 348  |
| 宁 夏 Ningxia          | 60.37   | 18.09       | 26.38    | 6.55         | 3.28           | 6.07     | 1 255  |
| 新 疆 Xinjiang         | 292.05  | 112.59      | 95.83    | 39.83        | 14.30          | 29.50    | 1 878  |

## NATIONAL INCOME BY REGION AND SECTOR (1992)

Absolute number at current prices, indices are based on comparable prices.

| 构成 %        |          |              |                |          | 指 数             |             |          |              |                |          |
|-------------|----------|--------------|----------------|----------|-----------------|-------------|----------|--------------|----------------|----------|
| Composition |          |              |                |          | Indices         |             |          |              |                |          |
|             |          |              |                |          | 1991=100        |             |          |              |                |          |
| 农 业         | 工 业      | 建 筑 业        | 运 输 业          | 商 业      | 国民收入            | 农 业         | 工 业      | 建 筑 业        | 运 输 业          | 商 业      |
| Agriculture | Industry | Construction | Transportation | Commerce | National Income | Agriculture | Industry | Construction | Transportation | Commerce |
| 9.1         | 61.6     | 10.1         | 5.1            | 14.1     | 115.8           | 100.4       | 119.0    | 126.1        | 107.8          | 110.4    |
| 9.1         | 59.6     | 6.1          | 8.4            | 16.8     | 113.2           | 100.5       | 113.4    | 109.3        | 109.8          | 125.3    |
| 27.0        | 54.1     | 5.9          | 4.5            | 8.6      | 112.1           | 99.5        | 120.1    | 112.3        | 111.3          | 110.3    |
| 20.6        | 56.1     | 7.3          | 5.8            | 10.2     | 112.1           | 112.8       | 114.7    | 99.5         | 108.0          | 105.8    |
| 39.6        | 36.4     | 10.6         | 8.0            | 5.4      | 109.4           | 104.0       | 109.7    | 139.2        | 113.8          | 105.6    |
| 19.0        | 61.4     | 7.3          | 5.0            | 7.3      | 111.7           | 107.4       | 113.4    | 116.4        | 110.9          | 107.0    |
| 30.4        | 51.7     | 6.4          | 4.0            | 7.4      | 112.7           | 101.4       | 118.4    | 113.3        | 110.1          | 143.2    |
| 25.8        | 55.6     | 7.9          | 3.7            | 7.0      | 106.0           | 106.9       | 105.0    | 112.2        | 102.6          | 105.5    |
| 4.1         | 70.8     | 4.7          | 6.7            | 13.7     | 117.0           | 101.7       | 119.1    | 107.1        | 119.9          | 113.7    |
| 23.3        | 60.4     | 5.9          | 3.6            | 6.7      | 128.2           | 114.3       | 137.1    | 126.7        | 111.5          | 120.5    |
| 24.0        | 55.5     | 6.7          | 3.5            | 10.3     | 120.3           | 101.6       | 133.1    | 112.5        | 115.2          | 110.2    |
| 36.7        | 45.3     | 7.7          | 3.1            | 7.1      | 124.0           | 129.4       | 120.2    | 120.5        | 116.4          | 130.1    |
| 33.5        | 42.1     | 8.4          | 5.5            | 10.5     | 122.3           | 109.8       | 127.5    | 135.2        | 138.5          | 134.0    |
| 43.3        | 37.9     | 5.7          | 4.4            | 8.7      | 114.4           | 105.9       | 123.0    | 125.5        | 107.8          | 130.1    |
| 31.1        | 52.3     | 6.3          | 3.6            | 6.7      | 118.2           | 100.2       | 132.0    | 123.6        | 122.3          | 121.9    |
| 34.4        | 45.5     | 6.8          | 4.0            | 9.4      | 114.2           | 101.0       | 127.3    | 116.7        | 108.3          | 111.0    |
| 36.8        | 46.0     | 5.5          | 3.3            | 8.4      | 112.3           | 108.1       | 117.0    | 117.2        | 105.9          | 106.4    |
| 42.2        | 37.1     | 6.9          | 5.1            | 8.7      | 109.9           | 103.0       | 114.9    | 126.1        | 121.5          | 112.7    |
| 25.9        | 49.0     | 9.6          | 4.5            | 11.0     | 123.2           | 105.4       | 133.7    | 145.8        | 109.5          | 118.5    |
| 48.1        | 34.9     | 5.6          | 3.4            | 8.1      | 121.6           | 115.6       | 130.8    | 131.1        | 115.1          | 119.4    |
| 52.0        | 18.1     | 15.9         | 4.6            | 9.4      | 121.9           | 112.7       | 130.6    | 147.5        | 129.6          | 126.7    |
| 38.7        | 39.6     | 8.3          | 3.0            | 10.4     | 112.4           | 103.1       | 121.8    | 130.4        | 116.2          | 108.5    |
| 43.6        | 37.7     | 6.0          | 3.2            | 9.5      | 106.2           | 99.9        | 114.3    | 99.8         | 109.4          | 109.9    |
| 40.9        | 41.4     | 5.7          | 1.8            | 10.2     | 109.6           | 102.7       | 111.9    | 122.1        | 102.2          | 131.7    |
| 63.0        | 7.9      | 12.1         | 4.3            | 12.6     | 105.8           | 103.6       | 107.6    | 108.9        | 113.7          | 110.6    |
| 31.8        | 46.9     | 8.9          | 6.8            | 5.6      | 110.8           | 103.5       | 116.2    | 105.3        | 119.5          | 106.6    |
| 28.0        | 41.7     | 6.8          | 5.4            | 18.1     | 110.0           | 106.5       | 108.8    | 109.2        | 108.4          | 120.6    |
| 30.8        | 36.8     | 14.3         | 3.0            | 15.1     | 107.1           | 103.7       | 105.0    | 104.7        | 92.2           | 129.3    |
| 30.0        | 43.7     | 10.8         | 5.4            | 10.1     | 106.9           | 95.0        | 117.2    | 108.6        | 100.7          | 106.6    |
| 38.6        | 32.8     | 13.6         | 4.9            | 10.1     | 109.8           | 102.3       | 111.9    | 148.8        | 140.5          | 95.8     |

2-16 国民收入中消费和积累比例  
CONSUMPTION AND ACCUMULATION OF NATIONAL INCOME

本表按当年价格计算。  
Figures in this table are at current prices.

| 年 份<br>Year | 国民收入使用额<br>(亿元)<br>National<br>Income Used<br>(100 000 000yuan) | 消费额                  |                       | 消 费 率<br>(%)<br>Consumption<br>Rate (%) | 积 累 率<br>(%)<br>Accumulation<br>Rate (%) |
|-------------|---|----------------------|-----------------------|---|--|
|             |   | 消 费 额<br>Consumption | 积 累 额<br>Accumulation |   |  |
| 1952        | 607   | 477                  | 130                   | 78.6                                    | 21.4                                     |
| 1957        | 935   | 702                  | 233                   | 75.1                                    | 24.9                                     |
| 1962        | 948   | 849                  | 99                    | 89.6                                    | 10.4                                     |
| 1965        | 1 347   | 982                  | 365                   | 72.9                                    | 27.1                                     |
| 1970        | 1 876   | 1 258                | 618                   | 67.1                                    | 32.9                                     |
| 1975        | 2 451   | 1 621                | 830                   | 66.1                                    | 33.9                                     |
| 1978        | 2 975   | 1 888                | 1 087                 | 63.5                                    | 36.5                                     |
| 1980        | 3 696   | 2 531                | 1 165                 | 68.5                                    | 31.5                                     |
| 1983        | 4 779   | 3 358                | 1 421                 | 70.3                                    | 29.7                                     |
| 1984        | 5 701   | 3 905                | 1 796                 | 68.5                                    | 31.5                                     |
| 1985        | 7 507   | 4 879                | 2 628                 | 65.0                                    | 35.0                                     |
| 1986        | 8 496   | 5 552                | 2 944                 | 65.3                                    | 34.7                                     |
| 1987        | 9 684   | 6 386                | 3 298                 | 65.9                                    | 34.1                                     |
| 1988        | 12 269  | 8 038                | 4 231                 | 65.5                                    | 34.5                                     |
| 1989        | 13 596  | 9 005                | 4 591                 | 66.2                                    | 33.8                                     |
| 1990        | 14 383  | 9 663                | 4 720                 | 67.2                                    | 32.8                                     |
| 1991        | 16 314  | 10 969               | 5 345                 | 67.2                                    | 32.8                                     |
| 1992        | 19 931  | 13 067               | 6 864                 | 65.6                                    | 34.4                                     |
| 1993        | 26 018  | 15 949               | 10 069                | 61.3                                    | 38.7                                     |

注：国民收入使用额不等于国民收入总额是由于进出口差额和计算误差的影响。

a) National income used is not equal to total national income ( national income produced ) due to net imports and statistical discrepancies. Conceptually, national income used=national income produced + exports.

2-17 国民收入消费额及构成  
CONSUMPTION AND COMPOSITION IN NATIONAL INCOME

本表按当年价格计算。  
Figures in this table are at current prices.

| 年 份<br>Year | 消 费 额<br>(亿元)<br>Total<br>Consumption<br>(100 000 000<br>yuan) | 居 民 消 费                                 |                                    |   | 社 会 消 费<br>Public<br>Consump-<br>tion | 以消费额为100<br>Total Consumption=100       |                                       | 以居民消费额为100<br>Personal Consumption=100 |   |
|-------------|--|---|------------------------------------|---|---------------------------------------|---|---------------------------------------|--|---|
|             |  | 居 民 消 费<br>Personal<br>Consump-<br>tion | 农 民 消 费<br>Agriculture<br>Personal | 非 农 业<br>居 民 消 费<br>Nonagri-<br>culture<br>Personal |                                       | 居 民 消 费<br>Personal<br>Consump-<br>tion | 社 会 消 费<br>Public<br>Consump-<br>tion | 农 民 消 费<br>Agriculture<br>Personal     | 非 农 业<br>居 民 消 费<br>Nonagri-<br>culture<br>Personal |
|             |  |   |                                    |   |                                       |   |                                       |  |   |
| 1952        | 477  | 434                                     | 298                                | 136   | 43                                    | 91.0                                    | 9.0                                   | 68.7                                   | 31.3  |
| 1957        | 702  | 649                                     | 412                                | 237   | 53                                    | 92.5                                    | 7.5                                   | 63.5                                   | 36.5  |
| 1962        | 849  | 781                                     | 459                                | 322   | 68                                    | 92.0                                    | 8.0                                   | 58.8                                   | 41.2  |
| 1965        | 982  | 895                                     | 581                                | 314   | 87                                    | 91.1                                    | 8.9                                   | 64.9                                   | 35.1  |
| 1970        | 1 258  | 1 145                                   | 770                                | 375   | 113                                   | 91.0                                    | 9.0                                   | 67.2                                   | 32.8  |
| 1975        | 1 621  | 1 450                                   | 946                                | 504   | 171                                   | 89.5                                    | 10.5                                  | 65.2                                   | 34.8  |
| 1978        | 1 888  | 1 673                                   | 1 043                              | 630   | 215                                   | 88.6                                    | 11.4                                  | 62.3                                   | 37.7  |
| 1980        | 2 531  | 2 223                                   | 1 384                              | 839   | 308                                   | 87.8                                    | 12.2                                  | 62.3                                   | 37.7  |
| 1983        | 3 358  | 2 957                                   | 1 941                              | 1 016   | 401                                   | 88.1                                    | 11.9                                  | 65.6                                   | 34.4  |
| 1984        | 3 905  | 3 395                                   | 2 232                              | 1 163   | 510                                   | 86.9                                    | 13.1                                  | 65.7                                   | 34.3  |
| 1985        | 4 879  | 4 240                                   | 2 728                              | 1 512   | 639                                   | 86.9                                    | 13.1                                  | 64.3                                   | 35.7  |
| 1986        | 5 552  | 4 773                                   | 2 994                              | 1 779   | 779                                   | 86.0                                    | 14.0                                  | 62.7                                   | 37.3  |
| 1987        | 6 386  | 5 502                                   | 3 381                              | 2 121   | 884                                   | 86.2                                    | 13.8                                  | 61.5                                   | 38.5  |
| 1988        | 8 038  | 6 995                                   | 4 166                              | 2 829   | 1 043                                 | 87.0                                    | 13.0                                  | 59.6                                   | 40.4  |
| 1989        | 9 005  | 7 761                                   | 4 558                              | 3 203   | 1 244                                 | 86.2                                    | 13.8                                  | 58.7                                   | 41.3  |
| 1990        | 9 663  | 8 202                                   | 4 713                              | 3 489   | 1 461                                 | 84.9                                    | 15.1                                  | 57.5                                   | 42.5  |
| 1991        | 10 969   | 9 244                                   | 5 172                              | 4 072   | 1 725                                 | 84.3                                    | 15.7                                  | 55.9                                   | 44.1  |
| 1992        | 13 067   | 11 030                                  | 5 950                              | 5 080   | 2 037                                 | 84.4                                    | 15.6                                  | 53.9                                   | 46.1  |
| 1993        | 15 949   | 13 526                                  | 7 123                              | 6 403   | 2 423                                 | 84.8                                    | 15.2                                  | 52.7                                   | 47.3  |

2-18 国民收入消费额指数  
INDICES OF CONSUMPTION IN NATIONAL INCOME

本表按可比价格计算。  
Figures in this table are based on comparable prices.  
(1978=100)

(1978=100)

| 年 份<br>Year | 消 费 额<br>Total<br>Consumption | 居 民 消 费                 |                                    |   | 社 会 消 费<br>Public<br>Consumption |
|-------------|-------------------------------|-------------------------|------------------------------------|---|----------------------------------|
|             |                               | Personal<br>Consumption | 农 民 消 费<br>Agriculture<br>Personal | 非 农 业 居 民 消 费<br>Non-Agricultural<br>Personal |                                  |
| 1978        | 100.0                         | 100.0                   | 100.0                              | 100.0   | 100.0                            |
| 1980        | 121.7                         | 119.8                   | 118.8                              | 121.6   | 135.8                            |
| 1983        | 153.2                         | 150.0                   | 157.1                              | 138.0   | 177.1                            |
| 1984        | 175.0                         | 168.7                   | 177.5                              | 153.9   | 224.3                            |
| 1985        | 202.6                         | 193.6                   | 202.3                              | 178.8   | 274.2                            |
| 1986        | 218.3                         | 204.8                   | 209.7                              | 196.6   | 325.8                            |
| 1987        | 235.7                         | 220.0                   | 222.7                              | 215.5   | 361.5                            |
| 1988        | 255.3                         | 238.9                   | 239.3                              | 238.2   | 386.6                            |
| 1989        | 259.1                         | 240.6                   | 239.3                              | 242.7   | 407.8                            |
| 1990        | 274.5                         | 249.6                   | 240.9                              | 264.3   | 475.3                            |
| 1991        | 304.0                         | 273.8                   | 259.6                              | 296.9   | 553.3                            |
| 1992        | 345.3                         | 309.4                   | 286.8                              | 345.2   | 645.7                            |
| 1993        | 381.7                         | 341.9                   | 309.9                              | 392.0   | 714.7                            |

2-19 国民收入积累额及构成  
ACCUMULATION AND COMPOSITION IN NATIONAL INCOME

本表按当年价格计算。  
Figures in this table are at current prices.

| 年 份<br>Year | 积 累 额<br>(亿元)<br>Total<br>Accumulation<br>(100 000<br>000 yuan) | 固 定 资 产<br>积 累<br>Fixed<br>Assets |                                    |                          | 流 动 资 产<br>积 累<br>Circu-<br>lating<br>Funds |                                 |   | 以 积 累 额 为 100<br>Accumulation=100 |   |      |      |
|-------------|---|-----------------------------------|------------------------------------|--------------------------|---|---------------------------------|---|-----------------------------------|---|------|------|
|             |   | 生 产 性<br>Produc-<br>tive          | 非 生 产 性<br>Non-<br>Produc-<br>tive | 生 产 性<br>Produc-<br>tive | 非 生 产 性<br>Non-<br>Produc-<br>tive          | 生 产 性<br>积 累<br>Produc-<br>tive | 非 生 产 性<br>积 累<br>Non-<br>Produc-<br>tive | 固 定 资<br>产 积 累<br>Fixed<br>Assets | 流 动 资<br>产 积 累<br>Circu-<br>lating<br>Funds |      |      |
| 1952        | 130   | 57                                | 31                                 | 26                       | 73  | 35                              | 38  | 50.8                              | 49.2  | 43.8 | 56.2 |
| 1957        | 233   | 140                               | 99                                 | 41                       | 93  | 38                              | 55  | 58.8                              | 41.2  | 60.1 | 39.9 |
| 1962        | 99  | 96                                | 73                                 | 23                       | 3   | -10                             | 13  | 63.6                              | 36.4  | 97.0 | 3.0  |
| 1965        | 365   | 253                               | 185                                | 68                       | 112   | 73                              | 39  | 70.7                              | 29.3  | 69.3 | 30.7 |
| 1970        | 618   | 419                               | 329                                | 90                       | 199   | 115                             | 84  | 71.8                              | 28.2  | 67.8 | 32.2 |
| 1975        | 830   | 648                               | 494                                | 154                      | 182   | 115                             | 67  | 73.4                              | 26.6  | 78.1 | 21.9 |
| 1978        | 1 087   | 783                               | 583                                | 200                      | 304   | 198                             | 106                                       | 71.8                              | 28.2  | 72.0 | 28.0 |
| 1980        | 1 165   | 893                               | 502                                | 391                      | 272   | 133                             | 139                                       | 54.5                              | 45.5  | 76.7 | 23.3 |
| 1983        | 1 421   | 1 125                             | 586                                | 539                      | 296   | 160                             | 136                                       | 52.5                              | 47.5  | 79.2 | 20.8 |
| 1984        | 1 796   | 1 453                             | 829                                | 624                      | 343   | 227                             | 116                                       | 58.8                              | 41.2  | 80.9 | 19.1 |
| 1985        | 2 628   | 1 883                             | 1 156                              | 727                      | 745   | 484                             | 261                                       | 62.4                              | 37.6  | 71.7 | 28.3 |
| 1986        | 2 944   | 2 196                             | 1 350                              | 846                      | 748   | 537                             | 211                                       | 64.1                              | 35.9  | 74.6 | 25.4 |
| 1987        | 3 298   | 2 718                             | 1 690                              | 1 028                    | 580   | 457                             | 123                                       | 65.1                              | 34.9  | 82.4 | 17.6 |
| 1988        | 4 231   | 3 360                             | 2 012                              | 1 348                    | 871   | 708                             | 163                                       | 64.3                              | 35.7  | 79.4 | 20.6 |
| 1989        | 4 591   | 2 835                             | 1 701                              | 1 134                    | 1 756                                       | 1 386                           | 370                                       | 67.2                              | 32.8  | 61.8 | 38.2 |
| 1990        | 4 720   | 3 008                             | 1 685                              | 1 323                    | 1 712                                       | 1 203                           | 509                                       | 61.2                              | 38.8  | 63.7 | 36.3 |
| 1991        | 5 345   | 3 768                             | 2 176                              | 1 596                    | 1 577                                       | 1 084                           | 493                                       | 60.9                              | 39.1  | 70.5 | 29.5 |
| 1992        | 6 864   | 5 545                             | 3 506                              | 2 039                    | 1 319                                       | 840                             | 479                                       | 63.3                              | 36.7  | 80.8 | 19.2 |
| 1993        | 10 069  | 8 476                             | 5 109                              | 3 367                    | 1 593                                       | 1 287                           | 306                                       | 63.5                              | 36.5  | 84.2 | 15.8 |

2-20 各地区国民收入消费额积累额 (1992年)

本表按当年价格计算。  
单位: 亿元

| 地区 Region          | 国民收入使用额<br>National Income Used | 消费额               |                              |                                |                              |                          |  |                                       | 非农业居民消费<br>Non-agricultural Residents | 商品性消费<br>Purchased Goods |
|--------------------|---------------------------------|-------------------|------------------------------|--------------------------------|------------------------------|--------------------------|--|---------------------------------------|---------------------------------------|--------------------------|
|                    |                                 | Total Consumption | 居民消费<br>Personal Consumption | 农民消费<br>Agricultural Residents | 自给性消费<br>Self-produced Goods | 商品性消费<br>Purchased Goods | 文化生活服务及住房水电消费<br>Culture, Recreation Living Services and Housing | 非农业居民消费<br>Non-agricultural Residents |                                       |                          |
| 北京 Beijing         | 564.29                          | 234.36            | 157.67                       | 38.57                          | 3.82                         | 24.49                    | 10.26  | 119.10                                | 99.15                                 |                          |
| 天津 Tianjin         | 356.21                          | 197.00            | 143.12                       | 37.71                          | 8.00                         | 26.21                    | 3.50   | 105.41                                | 86.03                                 |                          |
| 河北 Hebei           | 879.48                          | 568.58            | 498.13                       | 322.80                         | 92.06                        | 193.44                   | 37.30  | 175.33                                | 143.26                                |                          |
| 山西 Shanxi          | 411.25                          | 263.41            | 225.62                       | 115.11                         | 35.39                        | 70.66                    | 9.06   | 110.51                                | 100.27                                |                          |
| 内蒙古 Inner Mongolia | 361.70                          | 223.62            | 186.74                       | 88.88                          | 36.77                        | 45.39                    | 6.72   | 97.86                                 | 86.73                                 |                          |
| 辽宁 Liaoning        | 1 023.12                        | 648.74            | 559.25                       | 181.35                         | 51.92                        | 110.24                   | 19.19  | 377.90                                | 338.00                                |                          |
| 吉林 Jilin           | 443.02                          | 309.56            | 266.90                       | 101.16                         | 26.71                        | 64.66                    | 9.79   | 165.74                                | 153.21                                |                          |
| 黑龙江 Heilongjiang   | 694.91                          | 466.98            | 396.25                       | 131.45                         | 44.03                        | 79.24                    | 8.18   | 264.80                                | 241.37                                |                          |
| 上海 Shanghai        | 751.65                          | 397.38            | 348.27                       | 82.03                          | 6.02                         | 68.65                    | 7.36   | 266.24                                | 213.10                                |                          |
| 江苏 Jiangsu         | 1 582.19                        | 823.23            | 723.15                       | 451.01                         | 159.07                       | 238.28                   | 53.66  | 272.14                                | 225.50                                |                          |
| 浙江 Zhejiang        | 1 024.78                        | 580.13            | 496.40                       | 336.15                         | 78.99                        | 217.16                   | 40.00  | 160.25                                | 138.46                                |                          |
| 安徽 Anhui           | 677.26                          | 434.68            | 385.24                       | 260.44                         | 76.62                        | 155.91                   | 27.91  | 124.80                                | 103.00                                |                          |
| 福建 Fujian          | 588.24                          | 391.51            | 344.85                       | 234.78                         | 59.85                        | 159.88                   | 15.05  | 110.07                                | 99.52                                 |                          |
| 江西 Jiangxi         | 502.51                          | 333.23            | 292.56                       | 191.89                         | 71.73                        | 94.28                    | 25.88  | 100.67                                | 87.63                                 |                          |
| 山东 Shandong        | 1 609.85                        | 875.92            | 722.44                       | 436.64                         | 137.67                       | 253.31                   | 45.66  | 285.80                                | 260.85                                |                          |
| 河南 Henan           | 989.98                          | 582.36            | 502.73                       | 340.70                         | 137.37                       | 153.58                   | 49.75  | 162.03                                | 140.27                                |                          |
| 湖北 Hubei           | 798.25                          | 547.24            | 464.86                       | 268.28                         | 117.20                       | 113.99                   | 37.09  | 196.58                                | 148.05                                |                          |
| 湖南 Hunan           | 787.04                          | 562.67            | 501.26                       | 333.82                         | 153.78                       | 149.16                   | 30.88  | 167.44                                | 145.77                                |                          |
| 广东 Guangdong       | 1 755.58                        | 1 067.51          | 910.87                       | 446.99                         | 114.79                       | 269.70                   | 62.50  | 463.88                                | 384.39                                |                          |
| 广西 Guangxi         | 503.71                          | 340.28            | 307.93                       | 202.27                         | 81.91                        | 104.34                   | 16.02  | 105.66                                | 92.65                                 |                          |
| 海南 Hainan          | 159.20                          | 84.73             | 70.07                        | 41.53                          | 10.47                        | 23.83                    | 7.23   | 28.54                                 | 24.79                                 |                          |
| 四川 Sichuan         | 1 261.37                        | 910.03            | 827.22                       | 551.20                         | 220.15                       | 297.15                   | 33.90  | 276.02                                | 243.67                                |                          |
| 贵州 Guizhou         | 278.38                          | 209.64            | 180.56                       | 121.09                         | 72.10                        | 42.33                    | 6.66   | 59.47                                 | 52.84                                 |                          |
| 云南 Yunnan          | 490.23                          | 321.19            | 285.80                       | 195.71                         | 76.13                        | 107.37                   | 12.21  | 90.09                                 | 76.74                                 |                          |
| 西藏 Tibet           | 41.26                           | 25.14             | 20.23                        | 11.46                          | 4.25                         | 7.08                     | 0.13   | 8.77                                  | 7.76                                  |                          |
| 陕西 Shaanxi         | 432.89                          | 294.33            | 241.04                       | 128.95                         | 44.56                        | 73.04                    | 11.35  | 112.09                                | 95.20                                 |                          |
| 甘肃 Gansu           | 302.77                          | 195.81            | 158.30                       | 86.32                          | 35.84                        | 42.70                    | 7.78   | 71.98                                 | 62.39                                 |                          |
| 青海 Qinghai         | 80.00                           | 53.56             | 44.71                        | 21.41                          | 6.65                         | 12.73                    | 2.03   | 23.30                                 | 21.12                                 |                          |
| 宁夏 Ningxia         | 73.98                           | 45.79             | 36.77                        | 18.74                          | 8.19                         | 8.61                     | 1.94   | 18.03                                 | 15.59                                 |                          |
| 新疆 Xinjiang        | 378.97                          | 198.65            | 170.79                       | 65.87                          | 31.35                        | 30.84                    | 3.68   | 104.92                                | 89.89                                 |                          |

CONSUMPTION AND ACCUMULATION IN NATIONAL  
INCOME BY REGION AND SECTOR (1992)

Figures in this table are at current prices.

(100 000 000 yuan)

|              |             |                            | 积累额<br>Total Accumulation | 固定资产<br>Fixed Assets |                        |                   | 流动资产<br>Circulating Funds |        |        | 消费率<br>(%)<br>Consumption (%) | 积累率<br>(%)<br>Accumulation (%) |
|--------------|-------------|----------------------------|---------------------------|----------------------|------------------------|-------------------|---------------------------|--------|--------|-------------------------------|--------------------------------|
| 文化生活<br>服务消费 | 住房及<br>水电消费 | 社会消费<br>Public Consumption |                           | 生产性<br>Productive    | 非生产性<br>Non-Productive | 生产性<br>Productive | 非生产性<br>Non-Productive    |        |        |                               |                                |
| 13.52        | 6.43        | 76.69                      | 329.93                    | 222.72               | 93.91                  | 128.81            | 107.21                    | 46.13  | 61.08  | 41.53                         | 58.47                          |
| 15.07        | 4.31        | 53.88                      | 159.21                    | 117.15               | 95.98                  | 21.17             | 42.06                     | 39.14  | 2.92   | 55.30                         | 44.70                          |
| 24.52        | 7.55        | 70.45                      | 310.90                    | 188.67               | 132.06                 | 56.61             | 122.23                    | 72.62  | 49.61  | 64.65                         | 35.35                          |
| 7.61         | 2.63        | 37.79                      | 147.84                    | 88.03                | 61.06                  | 26.97             | 59.81                     | 45.02  | 14.79  | 64.05                         | 35.95                          |
| 7.99         | 3.14        | 36.88                      | 138.08                    | 102.27               | 59.59                  | 42.68             | 35.81                     | 26.86  | 8.95   | 61.82                         | 38.18                          |
| 25.97        | 13.93       | 89.49                      | 374.38                    | 270.19               | 184.21                 | 85.98             | 104.19                    | 94.18  | 10.01  | 63.41                         | 36.59                          |
| 9.12         | 3.41        | 33.66                      | 142.46                    | 81.93                | 42.09                  | 39.84             | 60.53                     | 20.93  | 39.60  | 67.84                         | 32.16                          |
| 16.84        | 6.59        | 70.73                      | 227.93                    | 135.49               | 99.05                  | 36.44             | 92.44                     | 55.42  | 37.02  | 67.20                         | 32.80                          |
| 41.94        | 11.20       | 49.11                      | 354.27                    | 248.65               | 134.06                 | 114.59            | 105.62                    | 82.38  | 23.24  | 52.87                         | 47.13                          |
| 36.93        | 9.71        | 100.08                     | 758.96                    | 437.05               | 289.61                 | 147.44            | 321.91                    | 233.35 | 88.56  | 52.03                         | 47.97                          |
| 17.09        | 4.70        | 83.73                      | 444.65                    | 272.07               | 176.56                 | 95.51             | 172.58                    | 118.19 | 54.39  | 56.61                         | 43.39                          |
| 17.57        | 4.23        | 49.44                      | 242.58                    | 180.82               | 102.31                 | 78.51             | 61.76                     | 42.55  | 19.21  | 64.18                         | 35.82                          |
| 5.95         | 4.60        | 46.66                      | 196.73                    | 133.95               | 75.58                  | 58.37             | 62.78                     | 33.47  | 29.31  | 66.56                         | 33.44                          |
| 8.81         | 4.23        | 40.67                      | 169.28                    | 88.59                | 63.15                  | 25.44             | 80.69                     | 48.44  | 32.25  | 66.31                         | 33.69                          |
| 19.81        | 5.14        | 153.48                     | 733.93                    | 461.81               | 334.61                 | 127.20            | 272.12                    | 204.42 | 67.70  | 54.41                         | 45.59                          |
| 14.69        | 7.07        | 79.63                      | 407.62                    | 182.33               | 104.82                 | 77.51             | 225.29                    | 121.43 | 103.86 | 58.83                         | 41.17                          |
| 38.73        | 9.80        | 82.38                      | 251.01                    | 131.18               | 85.09                  | 46.09             | 119.83                    | 83.98  | 35.85  | 68.55                         | 31.45                          |
| 15.57        | 6.10        | 61.41                      | 224.37                    | 150.90               | 86.55                  | 64.35             | 73.47                     | 31.11  | 42.36  | 71.49                         | 28.51                          |
| 56.70        | 22.79       | 156.64                     | 688.07                    | 499.04               | 357.32                 | 141.72            | 189.03                    | 159.00 | 30.03  | 60.81                         | 39.19                          |
| 8.18         | 4.83        | 32.35                      | 163.43                    | 86.16                | 48.71                  | 37.45             | 77.27                     | 31.36  | 45.91  | 67.55                         | 32.45                          |
| 2.54         | 1.21        | 14.56                      | 74.47                     | 57.42                | 15.43                  | 41.99             | 17.05                     | 11.36  | 5.69   | 53.22                         | 46.78                          |
| 19.21        | 13.14       | 82.81                      | 351.34                    | 234.12               | 127.81                 | 106.31            | 117.22                    | 69.15  | 48.07  | 72.15                         | 27.85                          |
| 3.54         | 3.09        | 29.08                      | 68.74                     | 53.39                | 35.61                  | 17.78             | 15.35                     | 9.01   | 6.34   | 75.31                         | 24.69                          |
| 10.23        | 3.12        | 35.39                      | 169.04                    | 131.21               | 84.67                  | 46.54             | 37.83                     | 21.29  | 16.54  | 65.52                         | 34.48                          |
| 0.87         | 0.14        | 4.91                       | 16.12                     | 13.79                | 0.00                   | 0.00              | 2.33                      | 0.00   | 0.00   | 60.93                         | 39.07                          |
| 11.37        | 5.52        | 53.29                      | 138.56                    | 106.97               | 73.51                  | 33.46             | 31.59                     | 16.90  | 14.69  | 67.99                         | 32.01                          |
| 8.06         | 1.53        | 37.51                      | 106.96                    | 66.04                | 39.04                  | 27.00             | 40.92                     | 32.59  | 8.33   | 64.67                         | 35.33                          |
| 1.64         | 0.54        | 8.85                       | 26.44                     | 17.46                | 11.60                  | 5.86              | 8.98                      | 8.39   | 0.59   | 66.95                         | 33.05                          |
| 2.00         | 0.44        | 9.02                       | 28.19                     | 19.87                | 13.55                  | 6.32              | 8.32                      | 6.01   | 2.31   | 61.90                         | 38.10                          |
| 12.58        | 2.45        | 27.86                      | 180.32                    | 132.24               | 95.45                  | 36.79             | 48.08                     | 35.46  | 12.62  | 52.42                         | 47.58                          |

2-21 国民收入、财政收支、固定资产投资之间的比例  
 GOVERNMENT REVENUE AND EXPENDITURES AND INVESTMENT IN FIXED ASSETS OF  
 STATE-OWNED UNITS AS PERCENTAGE OF NATIONAL INCOME

| 年 份  | 财政收入占国民生产总值%<br>Government Revenue<br>% as of GNP  |  | 财政收入占国民收入%<br>Government Revenue as %<br>of National Income |  | 国有单位固定资产投<br>资占国民收入%<br>Investment in Fixed<br>Assets of<br>State-Owned<br>as Percentage of<br>National Income<br>Used<br>(%) | 基建拨款占<br>财政支出%<br>Capital<br>Construction<br>Appropriat<br>as percentage of<br>Government<br>Expenditure<br>(%) |
|------|--|--|---|--|---|---|
|      | 不 包 括<br>国外借款<br>Excluding<br>Foreign<br>Borrowing | 包 括<br>国外借款<br>Including<br>Foreign<br>Borrowing | 不 包 括<br>国外借款<br>Excluding<br>Foreign<br>Borrowing          | 包 括<br>国外借款<br>Including<br>Foreign<br>Borrowing |   |   |
| 1952 |  |  | 29.5  | 31.2   | 7.4   | 26.5  |
| 1957 |  |  | 34.1  | 34.2   | 16.7  | 40.7  |
| 1962 |  |  | 33.9  |  | 9.4   | 18.2  |
| 1965 |  |  | 34.1  |  | 15.6  | 34.0  |
| 1970 |  |  | 34.4  |  | 19.1  | 45.9  |
| 1975 |  |  | 32.6  |  | 21.8  | 39.8  |
| 1978 | 31.2   | 31.2   | 37.2  |  | 22.2  | 40.7  |
| 1980 | 23.3   | 24.3   | 28.3  | 29.4   | 20.2  | 34.6  |
| 1983 | 20.8   | 21.5   | 25.6  | 26.4   | 20.1  | 29.6  |
| 1984 | 21.1   | 21.6   | 26.0  | 26.6   | 21.0  | 31.6  |
| 1985 | 21.5   | 21.8   | 26.2  | 26.6   | 23.9  | 31.6  |
| 1986 | 22.5   | 23.3   | 27.8  | 28.8   | 25.2  | 28.8  |
| 1987 | 20.0   | 21.0   | 24.3  | 25.4   | 24.7  | 25.7  |
| 1988 | 17.7   | 18.7   | 21.2  | 22.4   | 23.5  | 23.4  |
| 1989 | 17.5   | 18.4   | 21.3  | 22.4   | 19.2  | 20.6  |
| 1990 | 17.7   | 18.7   | 21.8  | 23.0   | 20.3  | 21.0  |
| 1991 | 17.0   | 17.8   | 20.7  | 21.8   | 21.9  | 19.4  |
| 1992 | 16.2   | 17.0   | 19.5  | 20.5   | 26.1  | 18.0  |
| 1993 | 15.1   | 16.2   | 19.0  | 20.4   | 30.8  | 17.0  |

2-22 民族自治地方行政区划 (1993年)

ADMINISTRATIVE DIVISION OF MINORITY NATIONAL AUTONOMOUS AREAS (1993)

单位:个

| 省级单位名称<br>Provincial and<br>Autonomous Areas | 地 级<br>Number<br>of<br>Prefec-<br>tures          |    | 县 级<br>Number<br>of<br>County           |    | 省级单位名称<br>Provincial and<br>Autonomous Areas | 地 级<br>Number<br>of<br>Prefec-<br>tures          |   | 县 级<br>Number<br>of<br>County           |    |
|--|--|----|---|----|--|--|---|---|----|
|  | #地级市<br>Cities<br>at<br>Prefec-<br>ture<br>Level |    | #县级市<br>Cities<br>at<br>County<br>Level |    |  | #地级市<br>Cities<br>at<br>Prefec-<br>ture<br>Level |   | #县级市<br>Cities<br>at<br>County<br>Level |    |
| 全 国 National                                 | 77   | 15 | 645                                     | 62 | 广 西 Guangxi                                  | 14   | 6 | 82                                      | 8  |
| 河 北 Hebei                                    |  |    | 6                                       |    | 海 南 Hainan                                   |  |   | 7                                       |    |
| 内 蒙 古 Inner Mongolia                         | 12   | 4  | 84                                      | 13 | 四 川 Sichuan                                  | 3  |   | 55                                      | 1  |
| 辽 宁 Liaoning                                 |  |    | 10                                      |    | 贵 州 Guizhou                                  | 3  |   | 46                                      | 3  |
| 吉 林 Jilin                                    | 1  |    | 11                                      | 6  | 云 南 Yunnan                                   | 8  |   | 79                                      | 7  |
| 黑 龙 江 Heilongjiang                           |  |    | 1                                       |    | 西 藏 Tibet                                    | 7  | 1 | 77                                      | 1  |
| 浙 江 Zhejiang                                 |  |    | 1                                       |    | 甘 肃 Gansu                                    | 2  |   | 20                                      | 1  |
| 湖 北 Hubei                                    | 1  |    | 10                                      | 2  | 青 海 Qinghai                                  | 6  |   | 35                                      | 2  |
| 湖 南 Hunan                                    | 1  |    | 15                                      | 1  | 宁 夏 Ningxia                                  | 4  | 2 | 18                                      | 2  |
| 广 东 Guangdong                                |  |    | 3                                       |    | 新 疆 Xinjiang                                 | 15   | 2 | 85                                      | 15 |

2-23 民族自治地方自然资源  
NATURAL RESOURCES IN MINORITY NATIONAL AUTONOMOUS AREAS

| 项 目<br>Item   | 1993   | 占 全 国 %<br>As Percentage of<br>National Total |
|---|--------|---|
| 总面积 (万平方公里) Total Surface Area (10 000 sq. km)                                | 617.00 | 64.3  |
| 牧区、半农半牧区草原面积 (万公顷) Grasslands in Pastoral and Semi-Pastoral Areas (10 000 ha) | 30 000 | 75.0  |
| 森林面积 (万公顷) Forest (10 000 ha)   | 5 648  | 43.9  |
| 林木蓄积量 (亿立方米) Forest Growing Stock (100 000 000 cu. m)                         | 52.49  | 55.9  |
| 水力资源蕴藏量 (亿千瓦) Hydropower Resources (100 000 000 kw)                           | 4.46   | 65.9  |

2-24 民族自治地方人口  
POPULATION IN MINORITY NATIONAL AUTONOMOUS AREAS

(1993年底)

(year-end)

| 地 区<br>Region        | 总 人 口<br>(万人)<br>Total Population<br>(10 000) |                                    | 少数民族人口<br>占自治地方总人口<br>(%)<br>Minority Population<br>as Percentage of<br>Total Population<br>in Minority Areas (%) | 地 区<br>Region | 总 人 口<br>(万人)<br>Total Population<br>(10 000) |                                    | 少数民族人口<br>占自治地方总人口<br>(%)<br>Minority Population<br>as Percentage of<br>Total Population<br>in Minority Areas (%) |
|----------------------|---|------------------------------------|---|---------------|---|------------------------------------|---|
|                      | 总 人 口<br>(万人)<br>Total Population<br>(10 000) | 少 数 民 族 人 口<br>Minority Population |   |               | 总 人 口<br>(万人)<br>Total Population<br>(10 000) | 少 数 民 族 人 口<br>Minority Population |   |
| 全 国 National         | 15 776.06                                     | 7 179.08                           | 45.51   | 广 西 Guangxi   | 4 408.80                                      | 1 700.89                           | 38.58   |
| 河 北 Hebei            | 189.29  | 103.12                             | 54.48   | 海 南 Hainan    | 223.86  | 98.95                              | 44.20   |
| 内 蒙 古 Inner Mongolia | 2 198.01                                      | 418.62                             | 19.05   | 四 川 Sichuan   | 834.21  | 450.58                             | 54.01   |
| 辽 宁 Liaoning         | 446.05  | 248.46                             | 55.70   | 贵 州 Guizhou   | 1 377.95                                      | 769.60                             | 55.85   |
| 吉 林 Jilin            | 316.02  | 116.90                             | 36.99   | 云 南 Yunnan    | 1 959.88                                      | 1 050.97                           | 53.62   |
| 黑 龙 江 Heilongjiang   | 24.12   | 4.82                               | 19.98   | 西 藏 Tibet     | 228.88  | 222.24                             | 97.10   |
| 浙 江 Zhejiang         | 17.30   | 1.72                               | 9.94  | 甘 肃 Gansu     | 280.57  | 153.16                             | 54.59   |
| 湖 北 Hubei            | 431.74  | 204.13                             | 47.28   | 青 海 Qinghai   | 284.55  | 163.64                             | 57.51   |
| 湖 南 Hunan            | 443.17  | 295.26                             | 66.62   | 宁 夏 Ningxia   | 490.86  | 166.12                             | 33.84   |
| 广 东 Guangdong        | 43.70   | 15.75                              | 36.04   | 新 疆 Xinjiang  | 1 577.10                                      | 994.15                             | 61.93   |



## 2-25 全国少数民族分部的主要地区

## GEOGRAPHIC DISTRIBUTION OF MINORITY NATIONALITIES

| 民族 Nationality | 分部的主要地区   | Main Geographical Distribution  |
|----------------|---|---|
| 蒙古族 Mongolian  | 内蒙古、辽宁、吉林、河北、黑龙江、新疆、青海、甘肃                               | Inner Mongolia, Liaoning, Jilin, Hebei, Heilongjiang, Xinjiang, Qinghai and Gansu   |
| 回族 Hui         | 宁夏、甘肃、河南、新疆、青海、云南、河北、山东、安徽、辽宁、北京、内蒙古、天津、黑龙江、陕西、贵州、江苏、四川 | Ningxia, Gansu, Henan, Xinjiang, Qinghai, Yunnan, Hebei, Shandong, Anhui, Liaoning, Beijing, Inner Mongolia, Tianjin, Heilongjiang, Shaanxi, Guizhou, Jiangsu and Sichuan |
| 藏族 Tibetan     | 西藏、四川、青海、甘肃、云南  | Tibet, Sichuan, Qinghai, Gansu and Yunnan   |
| 维吾尔族 Uygur     | 新疆  | Xinjiang  |
| 苗族 Miao        | 贵州、湖南、云南、四川、广西、湖北、海南                                    | Guizhou, Hunan, Yunnan, Sichuan, Guangxi, Hubei and Hainan  |
| 彝族 Yi          | 云南、四川、贵州  | Yunnan, Sichuan and Guizhou   |
| 壮族 Zhuang      | 广西、云南、广东  | Guangxi, Yunnan and Guangdong   |
| 布依族 Bouyei     | 贵州、云南   | Guizhou and Yunnan  |
| 朝鲜族 Korean     | 吉林、黑龙江、辽宁、内蒙古   | Jilin, Heilongjiang, Liaoning, Inner Mongolia   |
| 满族 Manchu      | 辽宁、河北、黑龙江、吉林、内蒙古、北京                                     | Liaoning, Hebei, Heilongjiang, Jilin and Inner Mongolia and Beijing   |
| 侗族 Dong        | 贵州、湖南、广西、湖北   | Guizhou, Hunan, Guangxi and Hubei   |
| 瑶族 Yao         | 广西、云南、广东、贵州   | Guangxi, Yunnan, Guangdong and Guizhou  |
| 白族 Bai         | 云南、贵州、湖南  | Yunnan, Guizhou and Hunan   |
| 土家族 Tujia      | 湖南、湖北、四川、贵州   | Hunan, Hubei, Sichuan and Guizhou   |
| 哈尼族 Hani       | 云南  | Yunnan  |
| 哈萨克族 Kazak     | 新疆、甘肃   | Xinjiang and Gansu  |
| 傣族 Dai         | 云南  | Yunnan  |
| 黎族 Li          | 海南、贵州   | Hainan and Guizhou  |
| 傈僳族 Lisu       | 云南、四川   | Yunnan and Sichuan  |
| 佤族 Va          | 云南  | Yunnan  |
| 畲族 She         | 福建、浙江、江西、广东   | Fujian, Zhejiang, Jiangxi and Guangdong   |
| 高山族 Gaoshan    | 台湾、福建   | Taiwan and Fujian   |
| 拉祜族 Lahu       | 云南  | Yunnan  |
| 水族 Shui        | 贵州、广西   | Guizhou and Guangxi   |
| 东乡族 Dongxiang  | 甘肃、新疆   | Gansu and Xinjiang  |
| 纳西族 Naxi       | 云南  | Yunnan  |
| 景颇族 Jingpo     | 云南  | Yunnan  |
| 柯尔克孜族 Kirgiz   | 新疆  | Xinjiang  |
| 土族 Tu          | 青海、甘肃   | Qinghai and Gansu   |
| 达斡尔族 Daur      | 内蒙古、黑龙江   | Inner Mongolia and Heilongjiang   |
| 佤族 Mulam       | 广西  | Guangxi   |
| 羌族 Qiang       | 四川  | Sichuan   |
| 布朗族 Biang      | 云南  | Yunnan  |
| 撒拉族 Salar      | 青海、甘肃   | Qinghai and Gansu   |
| 毛南族 Maonan     | 广西  | Guangxi   |
| 仡佬族 Gelao      | 贵州  | Guizhou   |
| 锡伯族 Xibe       | 辽宁、新疆   | Liaoning and Xinjiang   |
| 阿昌族 Achang     | 云南  | Yunnan  |
| 普米族 Pumi       | 云南  | Yunnan  |
| 塔吉克族 Tajik     | 新疆  | Xinjiang  |
| 怒族 Nu          | 云南  | Yunnan  |
| 乌孜别克族 Uzbek    | 新疆  | Xinjiang  |
| 俄罗斯族 Russian   | 新疆、黑龙江  | Xinjiang and Heilongjiang   |
| 鄂温克族 Ewenki    | 内蒙古   | Inner Mongolia  |
| 德昂族 Deang      | 云南  | Yunnan  |
| 保安族 Baoan      | 甘肃  | Gansu   |
| 裕固族 Yugur      | 甘肃  | Gansu   |
| 京族 Jing        | 广西  | Guangxi   |
| 塔塔尔族 Tatar     | 新疆  | Xinjiang  |
| 独龙族 Drung      | 云南  | Yunnan  |
| 鄂伦春族 Orqen     | 黑龙江、内蒙古   | Heilongjiang and Inner Mongolia   |
| 赫哲族 Hezhen     | 黑龙江   | Heilongjiang  |
| 门巴族 Monba      | 西藏  | Tibet   |
| 珞巴族 Lhoba      | 西藏  | Tibet   |
| 基诺族 Jino       | 云南  | Yunnan  |

## 2-26 民族自治地方经济和少数民族文化教育

## MAIN ECONOMIC INDICATORS OF MINORITY NATIONALITY AUTONOMOUS AREAS AND EDUCATION AND PUBLICATIONS FOR MINORITY NATIONALITIES

| 指 标                 | Item  | 1978    | 1985     | 1990     | 1992     | 1993     |
|---------------------|---|---------|----------|----------|----------|----------|
| <b>一、民族自治地方</b>     | <b>I. Economic and Social Performance of</b>                    |         |          |          |          |          |
| <b>社会经济</b>         | <b>Minority Nationality Autonomous Areas</b>                    |         |          |          |          |          |
| <b>工农业总产值</b>       | <b>Gross Output Value of Agriculture and</b>                    |         |          |          |          |          |
| (亿元)                | <b>Industry (100 000 000 yuan)</b>                              | 367.7   | 801.0    | 1 290.2  | 3 053.6  | 3 517.0  |
| 农业总产值               | Gross Output Value of Agriculture                               | 155.6   | 351.3    | 475.2    | 1 207.7  | 1 271.3  |
| 工业总产值               | Gross Output Value of Industry                                  | 212.1   | 449.7    | 815.0    | 1 845.9  | 2 245.7  |
| <b>国有单位基本建设投资</b>   | <b>Capital Construction Investment of State-</b>                |         |          |          |          |          |
| (亿元)                | <b>Owned Units (100 000 000 yuan)</b>                           | 53.0    | 114.7    | 164.3    | 353.8    | 517.7    |
| <b>农业</b>           | <b>Agriculture</b>  |         |          |          |          |          |
| 耕地面积 (万公顷)          | Cultivated Area (10 000 ha)                                     | 1 640   | 1 747    | 1 767    | 1 766    | 1 776    |
| 灌溉面积 (万公顷)          | Irrigated Area (10 000 ha)                                      | 601     | 685      | 764      | 825      | 822      |
| 粮食产量 (万吨)           | Grain Output (10 000 tn)  | 3 124   | 4 006    | 5 373    | 5 612    | 5 157    |
| 棉花产量 (万吨)           | Cotton Output (10 000 tn)                                       | 5.97    | 19.36    | 47.40    | 67.89    | 68.90    |
| 大牲畜 (万头)            | Large Domestic Animals (10 000 heads)                           | 3 807   | 4 749    | 5 286    | 5 392    | 5 430    |
| 羊 (万只)              | Goats and Sheep (10 000 heads)                                  | 9 580   | 9 757    | 11 362   | 10 922   | 10 927   |
| 猪 (万头)              | Hogs (10 000 heads)   | 3 260   | 4 533    | 5 665    | 6 726    | 6 443    |
| <b>工业</b>           | <b>Industry</b>   |         |          |          |          |          |
| 钢产量 (万吨)            | Steel Output (10 000 tn)  | 128.5   | 232.5    | 368.3    | 435.2    | 489.4    |
| 生铁产量 (万吨)           | Pig Iron Output (10 000 tn)                                     | 168.2   | 258.1    | 417.0    | 450.9    | 515.3    |
| 原煤产量 (万吨)           | Coal Output (10 000 tn)   | 6 081   | 8 597    | 12 077   | 13 064   | 14 157   |
| 原油产量 (万吨)           | Crude Oil Output (10 000 tn)                                    | 577.7   | 804.9    | 1 265.0  | 1 405.1  | 1 636.7  |
| 发电量 (亿千瓦时)          | Power Generation (100 000 000 kwh)                              | 174.0   | 389.0    | 738.5    | 847.6    | 992.1    |
| 木材产量 (万立方米)         | Timber Output (10 000 cu.m)                                     | 1 212   | 1 826    | 1 761    | 1 868    | 2 008    |
| 棉布产量 (亿米)           | Cloth Output (100 000 000 m)                                    | 3.73    | 5.42     | 7.37     | 6.93     | 6.65     |
| <b>运输邮电</b>         | <b>Transportation, Post and Telecommunication</b>               |         |          |          |          |          |
|                     | <b>Services</b>   |         |          |          |          |          |
| 铁路通车里程 (公里)         | Railway in Operation (km)                                       | 9 018.0 | 12 495.0 | 13 064.0 | 13 955.0 | 14 498.0 |
| 公路里程 (万公里)          | Highways (10 000 km)  | 20.80   | 25.41    | 29.20    | 29.20    | 30.80    |
| 邮路总长度 (万公里)         | Postal Routes (10 000 km)                                       | 94.75   | 90.40    | 88.02    | 84.25    | 85.61    |
| <b>商业</b>           | <b>Domestic Trade</b>   |         |          |          |          |          |
| 社会商品零售总额 (亿元)       | Total Value of Retail Sales (100 000 000 yuan)                  | 150.80  | 411.60   | 780.57   | 1 021.81 | 1 057.40 |
| 国内纯购进总额 (亿元)        | Total Value of Final Domestic Purchases (100 000 000 yuan)      | 103.30  | 237.70   | 610.60   | 744.30   | 1 056.60 |
| <b>卫生</b>           | <b>Public Health Care</b>                                       |         |          |          |          |          |
| 卫生机构 (个)            | Number of Health Institutions                                   | 23 934  | 30 432   | 31 973   | 31 075   | 30 642   |
| 卫生机构床位 (张)          | Number of Hospitals and Sanatorium Beds                         | 253 520 | 314 137  | 359 382  | 375 377  | 419 873  |
| 卫生技术人员 (万人)         | Medical Personnel (10 000)                                      | 27.94   | 42.37    | 48.87    | 51.30    | 54.59    |
| <b>二、全国少数民族文化教育</b> | <b>I. Education and Publications for Minority Nationalities</b> |         |          |          |          |          |
| 少数民族学生 (万人)         | Number of Students of Minority Nationalities Enrolled (10 000)  |         |          |          |          |          |
| 高等学校                | Institutions of Higher Education                                | 3.60    | 9.41     | 13.67    | 15.30    | 16.32    |
| 中等学校                | Secondary Schools   | 252.62  | 236.10   | 312.81   | 359.11   | 354.28   |
| 小学校                 | Primary Schools   | 768.56  | 954.81   | 1 069.52 | 1 122.30 | 1 140.17 |
| 少数民族教师 (万人)         | Number of Teachers of Minority Nationalities Enrolled (10 000)  |         |          |          |          |          |
| 高等学校                | Institutions of Higher Education                                | 5 876   | 12 775   | 17 533   | 19 361   | 19 384   |
| 中等学校                | Secondary Schools   | 11.69   | 14.03    | 19.78    | 22.92    | 23.16    |
| 小学校                 | Primary Schools   | 31.02   | 39.78    | 45.87    | 47.60    | 47.72    |
| 少数民族文字出版物           | Published in Minority Languages                                 |         |          |          |          |          |
| 图书 (万册)             | Books (10 000)  | 3 179   | 3 629    | 3 867    | 4 326    | 5 090    |
| 杂志 (万册)             | Magazines (10 000)  | 313     | 1 035    | 1 027    | 1 354    | 1 291    |
| 报纸 (万份)             | Newspapers (10 000)   | 7 072   | 11 402   | 14 835   | 11 981   | 11 513   |

注: 1. 工农业总产值, 1978年按1970年不变价格计算, 1980年、1985年和1990年按1980年不变价格计算, 1991年、1992年按1990年不变价格计算。 2. 1985年以后棉布产量包括化纤混纺织布。

3. 国内纯购进总额从1988年开始为全社会数字。 4. 第二项为全国数。

a) Gross Output Value of Agriculture and Industry for 1978 at 1970 constant prices, those of 1980, 1985 and 1990 are at 1980 constant prices, and those of 1992 and 1993 are at 1990 constant prices.

b) Cloth output after 1985 includes cloth blend with chemical fibers.

c) Since 1988, the total value of final domestic purchases cover the country as a whole.

d) Figures for second item includes the whole country.

2-27 民族自治地方主要经济指标发展速度  
INDICES OF MAIN ECONOMIC INDICATORS OF MINORITY  
NATIONALITY AUTONOMOUS AREAS

| 指 标<br>Item              | 1993为各年%<br>1993 as Percentage of  |       |       | 平均每年增长%<br>Average Annual Increase<br>Rate (%) |           |
|--------------------------|--|-------|-------|--|-----------|
|                          | 1985   | 1990  | 1992  | 1979-1993                                      | 1986-1993 |
| <b>一、民族自治地方<br/>社会经济</b> | <b>I. Economic and Social Performance of<br/>Minority Nationality Autonomous Areas</b> |       |       |  |           |
| 工农业总产值                   | 224.5  | 143.3 | 115.4 | 9.2  | 10.6      |
| 农业总产值                    | 155.7  | 119.8 | 105.1 | 5.9  | 5.7       |
| 工业总产值                    | 287.2  | 161.3 | 122.3 | 11.7   | 14.1      |
| 国有单位基本建设<br>投资           | 488.1  | 348.9 | 146.3 | 18.3   | 21.9      |
| <b>农业</b>                | <b>Agriculture</b>   |       |       |  |           |
| 耕地面积                     | 101.3  | 100.4 | 100.6 | -0.1   | 0.2       |
| 灌溉面积                     | 118.1  | 107.1 | 99.5  | 1.0  | 2.1       |
| 粮食产量                     | 122.6  | 95.4  | 91.9  | 2.1  | 2.6       |
| 棉花产量                     | 354.7  | 145.2 | 101.5 | 17.6   | 17.1      |
| 大牲畜                      | 112.0  | 102.6 | 100.7 | 2.0  | 1.4       |
| 羊                        | 110.7  | 96.2  | 100.0 | 0.8  | 1.3       |
| 猪                        | 136.4  | 113.1 | 95.8  | 3.1  | 4.0       |
| <b>工 业</b>               | <b>Industry</b>  |       |       |  |           |
| 钢产量                      | 211.1  | 133.1 | 112.5 | 9.3  | 9.8       |
| 生铁产量                     | 199.9  | 123.6 | 114.3 | 7.8  | 9.0       |
| 原煤产量                     | 162.9  | 117.0 | 108.4 | 5.8  | 6.3       |
| 原油产量                     | 211.2  | 129.4 | 116.5 | 7.2  | 9.8       |
| 发电量                      | 253.6  | 134.1 | 117.0 | 12.6   | 12.3      |
| 木材产量                     | 109.6  | 113.8 | 107.5 | 2.1  | 1.2       |
| 棉布产量                     | 122.6  | 90.9  | 97.1  | 4.0  | 2.6       |
| <b>运输邮电</b>              | <b>Transportation, Post and Telecommu-<br/>nication Services</b>                       |       |       |  |           |
| 铁路通车里程                   | 116.2  | 107.6 | 103.9 | 2.6  | 1.9       |
| 公路里程                     | 117.7  | 104.2 | 108.8 | 6.0  | 2.1       |
| 邮路总长度                    | 95.2   | 94.6  | 101.6 | -0.9   | -0.6      |
| <b>商 业</b>               | <b>Domestic Trade</b>  |       |       |  |           |
| 社会商品零售总额                 | 249.5  | 135.0 | 103.5 | 12.8   | 12.1      |
| 国内纯购进总额                  | 434.0  | 170.4 | 142.0 | 16.2   | 20.1      |
| <b>卫 生</b>               | <b>Public Health Care</b>  |       |       |  |           |
| 卫生机构                     | 100.7  | 95.8  | 98.6  | 1.7  | 0.1       |
| 卫生机构床位                   | 133.7  | 116.8 | 111.9 | 3.4  | 3.7       |
| 卫生技术人员                   | 128.8  | 111.7 | 106.4 | 4.6  | 3.2       |
| <b>二、全国少数民族<br/>文化教育</b> | <b>I. Education and Publications for<br/>Minority Nationalities</b>                    |       |       |  |           |
| 少数民族学生                   | Number of Students of Minority<br>Nationalities Enrolled                               |       |       |  |           |
| 高等学校                     | 173.4  | 119.4 | 100.1 | 10.6   | 7.1       |
| 中等学校                     | 150.1  | 113.3 | 98.7  | 2.3  | 5.2       |
| 小学校                      | 119.4  | 106.6 | 101.6 | 2.7  | 2.2       |
| 少数民族教师                   | Number of Teachers of Minority<br>Nationalities Enrolled                               |       |       |  |           |
| 高等学校                     | 151.7  | 110.6 | 100.1 | 8.3  | 5.3       |
| 中等学校                     | 165.1  | 117.1 | 101.0 | 4.7  | 6.5       |
| 小学校                      | 120.0  | 104.0 | 100.3 | 2.9  | 2.3       |
| 少数民族文字出版物                | Published in Minority Education  |       |       |  |           |
| 图书                       | 140.3  | 131.6 | 117.7 | 3.2  | 4.3       |
| 杂志                       | 124.7  | 125.7 | 95.3  | 9.9  | 2.8       |
| 报纸                       | 101.0  | 77.6  | 96.1  | 3.3  | 0.1       |

注：本表第七、八项为全国范围的统计数，即包括了民族自治地方以外的数字。工农业总产值发展速度按可比价格计算，并已消除1980年以后民族自治地方区域变动因素。

a) Figures for number of students of minority nationalities enrolled cover the country as a whole, including areas outside autonomous areas.

## 主要统计指标解释

**国内生产总值** 是按市场价格计算的国内生产总值的简称。它是一个国家(地区)所有常住单位在一定时期内生产活动的最终成果。国内生产总值有三种表现形态,即价值形态、收入形态和产品形态。从价值形态看,它是所有常住单位在一定时期内所生产的全部货物和服务价值超过同期投入的全部非固定资产货物和服务价值的差额,即所有常住单位的增加值之和;从收入形态看,它是所有常住单位在一定时期内所创造并分配给常住单位和非常住单位的初次分配收入之和;从产品形态看,它是最终使用的货物和服务减去进口货物和服务。在实际核算中,国内生产总值的三种表现形态表现为三种计算方法,即生产法、收入法和支出法。三种方法分别从不同的方面反映国内生产总值及其构成。

**国民生产总值** 是按市场价格计算的国民生产总值的简称。它是一个国家所有常住单位在一定时期内收入初次分配的最终成果。一国常住单位从事生产活动所创造的增加值在初次分配过程中主要分配给该国的常住单位,但也有一部分以劳动者报酬和财产收入等形式分配给该国的非常住单位,同时,国外生产所创造的增加值也有一部分以劳动者报酬和财产收入等形式分配给该国的常住单位。从而产生了国民生产总值概念,它等于国内生产总值加上来自国外的劳动者报酬和财产收入减去付给国外的劳动者报酬和财产收入。与国内生产总值不同,国内生产总值是一个生产概念,而国民生产总值则是个收入概念。

国民生产总值同社会总产值、国民收入的区别,从核算范围看,社会总产值和国民收入都只计算物质生产部门的劳动成果,而国民生产总值除计算物质生产部门劳动成果外,还计算非物质生产部门的劳动成果。从这三个指标的价值构成看,社会总产值计算了社会产品的全部价值;国民生产总值计算在生产产品和提供劳务过程中增加的价值,即增加值,不计算中间产品和中间劳务投入的价值;而国民收入除了不计算中间产品价值外,还不包括固定资产折旧价值,即只计算净产值。

**国民收入** 即国民收入生产额,是从事物质资料生产的劳动者在一定时期内新创造的价值,也就是从社会总产值中扣除生产过程中消耗掉的生产资料价值后的净产值,农业、工业、建筑业、运输邮电业和商业(包括饮食业和物资供销业)净产值之和就是国民收入。我国计算国民收入的方法有二:(1)生产法,用各物质生产部门的总产值减去生产中的物质消耗价值(如用于生产的原材料、种籽、肥料、燃料、动力等消耗,生产用固定资产折旧等)后的净产值相加。(2)分配法,从国民收入初次分配的角度出发,等于物质生产部门的工资、职工福利基金、利润、税金、利息等项目的总和。

**国民收入使用额** 国民收入生产额经过在全社会范围内进行分配和再分配,形成各物质生产部门、非物质生产部门和居民个人的最终收入。最终收入一部分用于居民个人生活和社会公共需要,形成消费,即消费额;另一部分用于扩大社会再生产、增加非物质生产部门的固定资产和各种储备,形成积累,即积累额。消费额和积累额之和就是国民收入使用额。国民收入使用额与国民收入生产额的差别,主要是进出口差额(地区为流入、流出差额)影响。进口大于出口,国民收入使用额大于国民收入生产额,反之,国民收入使用额小于国民收入生产额。此外,还受统计计算误差的影响。

**消费额** 用于居民个人的生活消费和社会公共消费的物质产品总和。其物质形态为一定时期内用于个人和社会消费的消费品总量以及非生产性固定资产(包括住宅)的磨损。

居民消费包括居民个人日常生活中消费的食品、衣着、鞋袜、家庭耐用消费品、日用杂品、文教卫生用品、水、电、燃料以及住房磨损等物质消费,还包括居民在文化生活服务性支出中属于物质产品的消费。

社会消费包括国家行政机关、国防治安机关、文教卫生体育、社会福利、科学研究事业单位、经济建设部门的事业单位、人民团体等非生产机构使用的燃料、电力、办公用品、图书和一般设备购置等物质消费和这些单位的房屋及设备固定资产磨损的价值。

**积累额** 用于社会扩大再生产和非生产性建设以及增加社会储备和物质产品价值,即国民收入使用额中除去用于当年消费之后的余额。其物质形态为一定时期内物质生产部门和非物质生产部门新增加的固定资产(扣除国家资产磨损)和流动资产。积累按用途可分为生产性积累和非生产性积累;按性能可分为固定资产积累和流动资产积累。

生产性积累由社会产品中的生产资料组成,包括物质生产部门新增加的生产用固定资产(扣除固定资产磨损)以及各生产企业的原材料、燃料、半成品和属于生产资料的产成品库存、商品库存、物资储备库存等流动资产的增加额。

非生产性积累由社会产品中的消费资料组成,包括新增加的各种非生产用固定资产(扣除磨损)以及生产消费品工业企业的产成品库存和商业部门消费品库存的增加额。

积累和消费在国民收入使用额中所占比重分别叫做积累率和消费率。

**当年价格** 指报告期的实际价格,如工厂的出厂价格,农产品的收购价格,商业的零售价格等。使用当年价格计算的数字,是为了使国民经济各项指标互相衔接,便于考察当年社会经济效益,便于对生产和流通、生产和分配、生产和消费进行经济核算和综合平衡。

按当年价格计算的价值指标,在不同年份之间进行对比时,因为包含有各年间价格变动的因素,不能确切地反映实物量的增添变动。必须消除价格变动因素后,才能真实反映经济发展动态。因此,在计算增长速度时都使用按可比价格计算的数字。

**可比价格** 指在不同时期的价值指标对比时,扣除了价格变动的因素,以确切反映物量的变化。按可比价格计算有两种方法:一种是直接用产品产量乘某一年的不变价格计算;另一种是用价格指数换算。

**不变价格** 指用同类产品的年平均价格作为固定价格,来计算各年产品价值。按不变价格计算的产品价值消除了价格变动因素,不同时期对比可以反映生产的发展速度。新中国成立后,随着工农业产品价格水平的变化,国家统计局先后五次制定了全国统一的工业产品不变价格和农业产品不变价格,从1949年到1957年使用1952年工(农)业产品不变价格,从1957年到1971年使用1957年不变价格,从1971年到1981年使用1970年不变价格,从1981年到1990年使用1980年不变价格,从1990年开始使用1990年不变价格。

**平均每年增长速度** 在我国计算平均增长速度有两种方法,一种是习惯上经常使用的“水平法”,又称几何平均法,是以间隔期最后一年的水平同基期水平对比来计算平均每年增长(或下降)速度。另一种是“累计法”,又称代数平均法或方程法,是以间隔期内各年水平的总和同基期水平对比来计算平均每年增长(或下降)速度。

在一般正常情况下,两种方法计算的平均每年增长速度比较接近,但在经济发展不平衡,出现大起大落时,两种方法计算的结果差别较大。

本《年鉴》内所列的平均每年增长速度,除固定资产投资是用“累计法”计算以外,其余均用“水平法”计算。从某年到某年平均增长速度的年份,均不包括基期年在内。如建国四十三年平均增长速度是以1949年为基期计算的,则写为1950—1992年平均增长速度,余类推。

**各个计划时期** 表内所用各个“时期”代表的年份如下:恢复时期为1950年到1952年;第一个五年计划时期(简称一五时期)为1953年到1957年;第二个五年计划时期(简称二五时期)为1958年到1962年;第三个五年计划时期(简称三五时期)为1966年到1970年;第四个五年计划时期(简称四五时期)为1971年到1975年;第五个五年计划时期(简称五五时期)为1976年到1980年;第六个五年计划时期(简称六五时期)为1981年到1985年;第七个五年计划时期(简称七五时期)为1986年到1990年;第八个五年计划时期(简称八五时期)为1991—1995年。

**国有经济单位** 指生产资料归国家所有的各种企业、事业单位,以及各级国家机关、人民团体等单位。

**集体经济单位** 指生产资料归公民集体所有的各种企业、事业单位。包括农村各种经济组织经营的农、林、牧、副、渔业,乡、村经营的企业、事业单位;城市、县、镇以及街道举办的集体经济性质的企业、事业单位。

**私营经济单位** 指生产资料归公民私人所有的单位。包括私营独资企业、私营合伙企业和私营有限责任公司。

**联营经济单位** 指不同所有制性质的企业之间或者企业、事业单位之间共同投资组成新的经济实体。包括紧密型联营企业,半紧密型联营企业和松散型联营企业。

**股份制经济单位** 指全部注册资本由全体股东共同出资,并以股份形式投资举办企业。主要包括股份有限公司和有限责任公司。

**外商投资经济单位** 指外国投资者根据中华人民共和国有关涉外经济的法律、法规,以合资、合作或独资的形式在中国大陆境内开办企业。包括中外合资经营企业、中外合作经营企业和外资企业。

**港、澳、台投资经济单位** 指港、澳、台地区投资者参照中华人民共和国有关涉外经济的法律、法规,以合资、合作或独资的形式在大陆举办企业。包括合资经营企业、合作经营企业和独资企业。

**三次产业** 根据社会生产活动历史发展的顺序对产业结构的划分,产品直接取自自然界的部门称为第一产业,对初级产品进行再加工的部门称为第二产业,为生产和消费提供各种服务的部门称为第三产业。它是世界上通用的产业结构分类,但各国的划分不尽一致。我国的三次产业划分是:

第一产业:农业(包括种植业、林业、牧业、副业和渔业)。

第二产业:工业(包括采掘工业、制造业、自来水、电力、蒸气、热水、煤气)和建筑业。

第三产业:除第一、第二产业以外的其他各业。由于第三产业包括的行业多、范围广,根据我国的实际情况,第三产业可分为两大部门:一是流通部门,二是服务部门。具体又可分为四个层次。

第一层次:流通部门,包括交通运输业、邮电通讯业、商业、饮食业、物资供销和仓储业。

第二层次:为生产和生活服务的部门,包括金融、保险业,地质普查业,房地产、公用事业,居民服务业,咨询服务业和综合技术服务业,农、林、牧、渔、水利服务业和水利业,公路、内河(湖)航道养护业等。

第三层次:为提高科学文化水平和居民素质服务的部门,包括教育、文化、广播电视,科学研究、卫生、体育和社会福利事业等。

第四层次:为社会公共需要服务的部门,包括国家机关、政党机关、社会团体,以及军队和警察等。

## Explanatory Notes for Major Indicators

**Gross Domestic Product** refers to gross domestic product calculated at market price, which is all the final products of all resident units (enterprises and self-employed individuals) of a country (or region) during a certain period of time. Gross Domestic Product is presented in three different forms, i. e. value added, income, and products respectively. The form of value added refers to the total value of all products and services produced by all resident units during a certain period of time minus total value of inputs of non-fixed assets materials and services or the summation of the value added of all resident units; the form of income includes all the income items produced by all resident units and distributed primarily to all resident and non-resident units; the form of product refers to all final goods and services minus imports of goods and services. In the practice of national accounting, Gross Domestic Product is calculated by three approaches, i. e. product approach, income approach, and expenditure approach respectively to reflect Gross Domestic Product and its composition from different aspects.

**Gross National Product** refers to gross national product calculated at market price, which is the primarily distributed final products of all resident units of a country during a certain period of time. The value added by resident units of a country engaging in production activities is distributed mainly to the resident units of that country with part of it in the form of labors' compensation and property income distributed to non-resident units of the country. Simultaneously part of the value added created abroad is distributed to resident units of the country in the form of labors' compensation and property income. Thus the concept of Gross National Product is formed, which equals to Gross Domestic Product plus overseas income as labors' compensation and property income less payment abroad as labors' compensation and property income. Unlike Gross Domestic Product which is a concept of production, Gross National Product is a concept of income.

The difference among Gross National Product and Total Value of Society and National Income is that Total Value of society and National Income only take into account products of material production sectors, while Gross National Product, in addition to products of material production sectors, also takes into account of products non-material production sectors. In terms of the value composition of the three conceptions, Total Value of Society calculates the total value of all products of the society; Gross National Product counts only the newly created value in the process of producing goods and services, i. e. value added and excludes the value of inputs of intermediate goods and services; National Income excludes both the intermediate inputs and depreciation of fixed assets and counts only net value of output.

**National Income** or **National Income of Production** refers to the newly created value by labor engaging in material production activities during a certain period of time, i. e. the net value calculated by subtracting the value of input materials consumed in the process of production from Total Value of Society. The summation of net output value of agriculture, industry, construction, transportation, postal services, and commerce (including catering and material supplying and distributing) equals to National Income. Two approaches are applied in China's statistical practice for calculating National Income: (1) The Production Approach sums all net output values of various material production sectors after subtracting the value of all their input materials consumed in the process of production (for instance, the consumption of raw materials, seeds, fertilizers, fuel, power, etc. and depreciation of fixed assets, etc.). (2) Distribution Approach reaches National Income by adding up all the income items in primary distribution, which equals to the total of wages, bring benefits, profits, taxes, interests, and etc. of material production sectors.

**National Income Used** After distribution and redistribution in the whole society, National income transforms into the final income of material production sectors, non-material production sectors and individuals. Part of that final income is spent in individual living and social public needs, which is defined as consumption; the other part is spent on enlarging social reproduction, incrementing fixed assets for non-material production sectors, and increasing various reserves, which is defined as accumulation. The sum of consumption and accumulation is National Income Used, which differs from National Income Produced by the difference between imports and exports (and between inflow and outflow for a region within the country. When imports exceeds exports, National Income Used is bigger than National Income Produced, and vice versa. Statistics discrepancy also differs the two figures.

**Consumption** refers to total consumption of material products for individuals' living and public needs, which is the total amount of consumer goods used for individuals' and public needs and the wearing of non-productive fixed assets (including residence buildings) during a certain period of time.

Resident consumption includes individuals' consumption of food, clothing, footwear, household consumer durable goods, goods for daily use, articles for cultural life and education, water, electricity, fuels, and housing, etc. including consumption of material articles for cultural life and recreation.

Public consumption includes consumption of fuels, electricity, stationary goods, books, and purchase of office equipments, and wearing of buildings, equipments, fixed assets by non-production institutions of government administration, defense and public security, culture, health, and education, social welfare, science and technology research, economic construct, social work.

**Accumulation** refers to the value of material products used for enlarging social reproduction and non-production construction, and increasing social reserves, which equal to National Income Used minus total consumption of the current year. Accumulation is presented as newly increased fixed assets (less wearing part) and working assets of material production sectors and non-material production sectors during a certain period of time, which can be categorized as productive accumulation and non-productive accumulation by function, and fixed assets accumulation and working assets accumulation by nature.

Productive Accumulation refers to production means of social products, including increment of fixed assets (less wearing part) by material production sectors and increment of working assets as raw materials, fuels, semi-products, finished goods for intermediate use, stock of goods, materials reserve, etc.

Non-productive Accumulation refers to consumption goods social products, including increment of non-production fixed assets (less wearing part) and increases of stock of finished goods in industrial enterprises engaging in production of consumer goods and stock of consumer goods in sale enterprises.

The proportions of accumulation and consumption in National Income are defined as Accumulation Rate and Consumption Rate respectively.

**Current Prices** refers to the real prices in reference period of time, such as factory prices, purchasing prices of agricultural products, retail prices, etc. Statistics at current prices which tie up various indicators of national economy are applied to observe social and economic efficiency in the current year and to carry out the economic accounting and comprehensive balancing for production and circulation, production and distribution, production and consumption.



When comparing different years, the indicators in value term at current prices will not reflect the real changes in quantity accurately with changes in prices disturbing. The changes in prices must be excluded in order to reflect the real trend of economic development. Therefore, the comparable prices are applied when calculating growth rate.

**Comparable Prices** are applied when comparing indicators over time to reflect accurately the changes in real term. Two methods are used for calculating comparable prices: 1. output by constant price of certain year; 2. output in current prices divided by relevant price index.

**Constant Prices** refers to the average price of a given product in certain year, based on over-time comparisons of output value are made. As output value at constant prices excludes the factor of price changes, it reflects the trend of production development over time. Since 1949, with the changes in general price level, The State Statistical Bureau has issued nationally unifies constant prices five times: the 1952 constant prices for 1949-1957; the 1957 constant prices for 1958-1970; the 1970 constant prices for 1971-1981; the 1980 constant prices for 1981-1990; and the 1990 constant prices are used since 1991.

**Average Annual Growth Rate** Two methods for calculating Average Annual Growth Rate are applied in China. one is often called "level approach" or geometry average, which is derived by comparing the growth rate for the last year of the interval with that of the beginning year; the other is called "accumulating approach" or algebraic average or equation method, which is calculated by comparing the total growth rate of each year for the interval with that of base year.

Usually the results calculated by the two methods are fairly close, but they differ sharply when imbalance occurred in economic development with striking fluctuations in growth.

The Average Annual Growth Rates listed in this statistical yearbook are calculated by "level approach" except for the growth rate of investment in fixed assets. The base years are not listed when the years are listed for average annual growth rates for instance, the average annual growth rate of 43 years since 1949 is listed as average annual growth rate of 1950-1992 without listing the base year 1949. And the analogy of this is also for the rest.

**Various Planning Periods:** The conventional division of time period in this statistical yearbook is as follows: Rehabilitation Period, 1950-1952; The first five-year plan period (cited as first-five period), 1953-1957; The second five-year plan period (cited as second-five period), 1958-1962; The third five-year plan period (cited as third-five period), 1966-1970; The fourth five-year plan period (cited as fourth-five period), 1971-1975; The fifth five-year plan period (cited as fifth-five period), 1976-1980; The sixth five-year plan period (cited as sixth-five period), 1981-1985; The seventh five-year plan period (cited as seventh-five period), 1986-1990; The eighth five-year plan period (cited as eighth-five period), 1991-1995.

**State-owned Economic Units** refer to various enterprises, institutions, and government administrative organizations at various levels, social organizations and etc. with state ownership of production means.

**Collective-owned Economic Units** refer to various enterprises and institutions with collective ownership of production means, including various rural economic organizations engaging in agriculture, forestry, husbandry, sideline production, and fishing, enterprises and institutions run by townships and villages; collective enterprises and institutions run by cities, counties, towns, and street committees.

**Private-owned Economic Units** refer to economic units owned by private individuals, including individual owned private enterprises, jointly owned private enterprises, and private owned cooperation limited.

**Joint Ownership Units** refer to economic entities jointly invested by enterprises of different ownerships or by enterprises and institutions, and the partnerships among the joint ownership units can be close, half close, or loose.

**Share Holding Economic Units** refer to enterprises invested in the form of share holding with its investment by all the share holders, which mainly include limited companies and limited-liability companies.

**Foreign Owned Economic Units** refer to enterprises established by foreigners in the territory of mainland China according to related economic laws and regulations of the People's Republic of China as joint venture, cooperative cooperation, or sole investment, including joint ventures, joint cooperation enterprises, and foreign enterprises.

**Economic Units Owned by Overseas Chinese from Hong Kong, Macao, and Taiwan** refer to enterprises established by overseas Chinese from Hong Kong, Macao, and Taiwan in the territory of mainland China according to related economic laws and regulations of the People's Republic of China as joint venture, cooperative cooperation, and sole investment, including joint ventures, joint cooperation enterprises, and foreign enterprises.

**Three Industries** industry structure has been classified according to the historical sequence of development. Primary industry refers to extraction of natural resources; secondary industry involves processing of primary products; and tertiary industry provides services of various kinds for production and consumption. The above classification is universal although it varies to some extent from country to country. Industry in China comprises:

Primary industry: Agriculture (including farming, forestry, husbandry, sideline production, and fishing).

Secondary industry: industry (including mining, manufacture, water supply, electricity generation and supply, steam, hot water, gas) and construction.

Tertiary industry: all other industries not included in primary or secondary industry.

Due to the fact that tertiary industry involves in a large variety of industries in China, it is divided into two sectors: circulation sector and service sector and further into four levels:

The first level: circulation sector, including transportation, postal service and communication, commerce, catering, material supply and distribution, and storage.

The second level: service sector providing service for production and consumption, including banking, insurance, geological survey, real estates, public utilities, service for residents, consultancy service, and comprehensive technical services, and service for agriculture, forestry, husbandry, fishing, water conservancy, and maintenance of roads, internal water ways, etc.

The third level: service for improving education and cultural life of people, including education, culture, broadcasting, television, research of science, health, sports, and social welfare, etc.

The fourth level: sector providing service for public needs, including government agencies, political and party institutions, social organizations, armies, and policemen.





POPULATION





### 3-1 人口数及构成(年底数)

#### POPULATION AND ITS COMPOSITION (YEAR-END)

本表各年人口包括大陆30个省、自治区、直辖市和现役军人数字。  
 Figures in this table refers to the population on the mainland, including military personnel.  
 单位: 万人 (10 000 person)

| 年份<br>Year | 总人口<br>Total<br>Population | 按性别分<br>Grouped by Sex |                     |                   |                     | 按城乡分<br>Grouped by Residence |                     |                   |                     |
|------------|----------------------------|------------------------|---------------------|-------------------|---------------------|------------------------------|---------------------|-------------------|---------------------|
|            |                            | 男<br>Male              |                     | 女<br>Female       |                     | 市镇总人口<br>Urban               |                     | 乡村总人口<br>Rural    |                     |
|            |                            | 人口数<br>Population      | 比重(%)<br>Proportion | 人口数<br>Population | 比重(%)<br>Proportion | 人口数<br>Population            | 比重(%)<br>Proportion | 人口数<br>Population | 比重(%)<br>Proportion |
| 1952       | 57 482                     | 29 833                 | 51.90               | 27 649            | 48.10               | 7 163                        | 12.46               | 50 319            | 87.54               |
| 1957       | 64 653                     | 33 469                 | 51.77               | 31 184            | 48.23               | 9 949                        | 15.39               | 54 704            | 84.61               |
| 1962       | 67 295                     | 34 517                 | 51.29               | 32 778            | 48.71               | 11 659                       | 17.33               | 55 636            | 82.67               |
| 1965       | 72 538                     | 37 128                 | 51.18               | 35 410            | 48.82               | 13 045                       | 17.98               | 59 493            | 82.02               |
| 1970       | 82 992                     | 42 686                 | 51.43               | 40 306            | 48.57               | 14 424                       | 17.38               | 68 568            | 82.62               |
| 1975       | 92 420                     | 47 564                 | 51.47               | 44 856            | 48.53               | 16 030                       | 17.34               | 76 390            | 82.66               |
| 1978       | 96 259                     | 49 567                 | 51.49               | 46 692            | 48.51               | 17 245                       | 17.92               | 79 014            | 82.08               |
| 1980       | 98 705                     | 50 785                 | 51.45               | 47 920            | 48.55               | 19 140                       | 19.39               | 79 565            | 80.61               |
| 1983       | 103 908                    | 53 152                 | 51.60               | 49 856            | 48.40               | 22 274                       | 21.62               | 80 734            | 78.38               |
| 1984       | 104 357                    | 53 848                 | 51.60               | 50 509            | 48.40               | 24 017                       | 23.01               | 80 340            | 76.99               |
| 1985       | 105 851                    | 54 725                 | 51.70               | 51 126            | 48.30               | 25 094                       | 23.71               | 80 757            | 76.29               |
| 1986       | 107 507                    | 55 581                 | 51.70               | 51 926            | 48.30               | 26 366                       | 24.52               | 81 141            | 75.48               |
| 1987       | 109 300                    | 56 290                 | 51.50               | 53 010            | 48.50               | 27 674                       | 25.32               | 81 626            | 74.68               |
| 1988       | 111 026                    | 57 201                 | 51.52               | 53 825            | 48.48               | 28 661                       | 25.81               | 82 365            | 74.19               |
| 1989       | 112 704                    | 58 099                 | 51.55               | 54 605            | 48.45               | 29 540                       | 26.21               | 83 164            | 73.79               |
| 1990       | 114 333                    | 58 904                 | 51.52               | 55 429            | 48.48               | 30 191                       | 26.41               | 84 142            | 73.59               |
| 1991       | 115 823                    | 59 466                 | 51.34               | 56 357            | 48.66               | 30 543                       | 26.37               | 85 280            | 73.63               |
| 1992       | 117 171                    | 59 811                 | 51.05               | 57 360            | 48.95               | 32 372                       | 27.63               | 84 799            | 72.37               |
| 1993       | 118 517                    | 60 472                 | 51.02               | 58 045            | 48.98               | 33 351                       | 28.14               | 85 166            | 71.86               |

注: 1982年以后数字, 是根据第四次人口普查数据调整的。

a) Figures since 1982 were estimated based on the Fourth National Population Census (1990).

### 3-2 人口出生率、死亡率、自然增长率

#### BIRTH RATE, DEATH AND NATURAL GROWTH RATE OF POPULATION

单位: % (‰)

| 年份<br>Year | 全国<br>National       |                      |                                 | 市<br>City            |                      |                                 | 县<br>County          |                      |                                 |
|------------|----------------------|----------------------|---------------------------------|----------------------|----------------------|---------------------------------|----------------------|----------------------|---------------------------------|
|            | 出生率<br>Birth<br>Rate | 死亡率<br>Death<br>Rate | 自然增长率<br>Natural<br>Growth Rate | 出生率<br>Birth<br>Rate | 死亡率<br>Death<br>Rate | 自然增长率<br>Natural<br>Growth Rate | 出生率<br>Birth<br>Rate | 死亡率<br>Death<br>Rate | 自然增长率<br>Natural<br>Growth Rate |
| 1952       | 37.00                | 17.00                | 20.00                           |                      |                      |                                 |                      |                      |                                 |
| 1957       | 34.03                | 10.80                | 23.23                           | 44.48                | 8.47                 | 36.01                           | 32.81                | 11.07                | 21.74                           |
| 1962       | 37.01                | 10.02                | 26.99                           | 35.46                | 8.28                 | 27.18                           | 37.27                | 10.32                | 26.95                           |
| 1965       | 37.88                | 9.50                 | 28.38                           | 26.59                | 5.69                 | 20.90                           | 39.53                | 10.06                | 29.47                           |
| 1970       | 33.43                | 7.60                 | 25.83                           |                      |                      |                                 |                      |                      |                                 |
| 1975       | 23.01                | 7.32                 | 15.69                           | 14.71                | 5.39                 | 9.32                            | 24.17                | 7.59                 | 16.58                           |
| 1978       | 18.25                | 6.25                 | 12.00                           | 13.56                | 5.12                 | 8.44                            | 18.91                | 6.42                 | 12.49                           |
| 1980       | 18.21                | 6.34                 | 11.87                           | 14.17                | 5.48                 | 8.69                            | 18.82                | 6.47                 | 12.35                           |
| 1983       | 20.19                | 6.90                 | 13.29                           |                      |                      |                                 |                      |                      |                                 |
| 1984       | 19.90                | 6.82                 | 13.08                           |                      |                      |                                 |                      |                      |                                 |
| 1985       | 21.04                | 6.78                 | 14.26                           |                      |                      |                                 |                      |                      |                                 |
| 1986       | 22.43                | 6.86                 | 15.57                           |                      |                      |                                 |                      |                      |                                 |
| 1987       | 23.33                | 6.72                 | 16.61                           |                      |                      |                                 |                      |                      |                                 |
| 1988       | 22.37                | 6.64                 | 15.73                           |                      |                      |                                 |                      |                      |                                 |
| 1989       | 21.58                | 6.54                 | 15.04                           | 16.73                | 5.78                 | 10.95                           | 23.27                | 6.81                 | 16.46                           |
| 1990       | 21.06                | 6.67                 | 14.39                           | 16.14                | 5.71                 | 10.43                           | 22.80                | 7.01                 | 15.79                           |
| 1991       | 19.68                | 6.70                 | 12.98                           | 15.49                | 5.50                 | 9.99                            | 21.17                | 7.13                 | 14.04                           |
| 1992       | 18.24                | 6.64                 | 11.60                           | 15.47                | 5.77                 | 9.70                            | 19.09                | 6.91                 | 12.18                           |
| 1993       | 18.09                | 6.64                 | 11.45                           | 15.37                | 5.99                 | 9.38                            | 19.06                | 6.89                 | 12.17                           |

注: 1982—1989年数据是根据1982、1990年两次人口普查推算数, 1990年以后是人口变动抽样调查数, 其余均为公安年报数。

a) Figures for 1982—1989 the annual were estimated based on the 1982 and 1990 National Population Censuses. Since 1990, figures were estimated based on the annual National Sample Survey on Population Change. Other figures were taken from the annual report of the Ministry of Public Security.

3-3 各地区总人口和出生率、死亡率、自然增长率 (1993年)  
TOTAL POPULATION AND BIRTH RATE, DEATH RATE AND NATURAL  
GROWTH RATE OF POPULATION BY REGION (1993)

本表数字根据1993年人口变动情况抽样调查推算。

Figures in this table estimated based on National Sample on Population Change in 1993.

| 地区 Region          | 年底总人口<br>(万人)<br>Total Population<br>(year-end)<br>(10 000 person) | 出生率<br>Birth Rate<br>(‰) | 死亡率<br>Death Rate<br>(‰) | 自然增长率<br>Natural Growth Rate<br>(‰) |
|--------------------|--|--------------------------|--------------------------|-------------------------------------|
| 全国 National        | 118 517  | 18.09                    | 6.64                     | 11.45                               |
| 北京 Beijing         | 1 112  | 9.35                     | 6.16                     | 3.19                                |
| 天津 Tianjin         | 928  | 10.71                    | 6.20                     | 4.51                                |
| 河北 Hebei           | 6 334  | 15.43                    | 6.11                     | 9.32                                |
| 山西 Shanxi          | 3 012  | 17.48                    | 6.36                     | 11.12                               |
| 内蒙古 Inner Mongolia | 2 232  | 18.48                    | 6.83                     | 11.65                               |
| 辽宁 Liaoning        | 4 042  | 12.43                    | 6.11                     | 6.32                                |
| 吉林 Jilin           | 2 555  | 15.28                    | 6.31                     | 8.97                                |
| 黑龙江 Heilongjiang   | 3 640  | 15.90                    | 5.52                     | 10.38                               |
| 上海 Shanghai        | 1 349  | 6.50                     | 7.30                     | -0.80                               |
| 江苏 Jiangsu         | 6 967  | 13.97                    | 6.61                     | 7.36                                |
| 浙江 Zhejiang        | 4 266  | 13.61                    | 6.58                     | 7.03                                |
| 安徽 Anhui           | 5 897  | 17.18                    | 6.51                     | 10.67                               |
| 福建 Fujian          | 3 150  | 16.72                    | 5.62                     | 11.10                               |
| 江西 Jiangxi         | 3 966  | 20.33                    | 6.89                     | 13.44                               |
| 山东 Shandong        | 8 642  | 10.47                    | 6.76                     | 3.71                                |
| 河南 Henan           | 8 949  | 15.87                    | 6.11                     | 9.76                                |
| 湖北 Hubei           | 5 653  | 20.04                    | 6.93                     | 13.11                               |
| 湖南 Hunan           | 6 311  | 14.08                    | 7.13                     | 6.95                                |
| 广东 Guangdong       | 6 607  | 18.34                    | 5.84                     | 12.50                               |
| 广西 Guangxi         | 4 438  | 19.58                    | 6.35                     | 13.23                               |
| 海南 Hainan          | 701  | 20.81                    | 5.26                     | 15.55                               |
| 四川 Sichuan         | 11 104   | 16.77                    | 7.21                     | 9.56                                |
| 贵州 Guizhou         | 3 409  | 22.60                    | 8.50                     | 14.10                               |
| 云南 Yunnan          | 3 885  | 22.00                    | 8.10                     | 13.90                               |
| 西藏 Tibet           | 232  | 26.68                    | 7.60                     | 19.08                               |
| 陕西 Shaanxi         | 3 443  | 17.63                    | 6.55                     | 11.08                               |
| 甘肃 Gansu           | 2 345  | 20.16                    | 6.84                     | 13.32                               |
| 青海 Qinghai         | 467  | 20.50                    | 8.26                     | 12.24                               |
| 宁夏 Ningxia         | 495  | 19.43                    | 5.36                     | 14.07                               |
| 新疆 Xinjiang        | 1 605  | 21.53                    | 7.68                     | 13.85                               |

注: 1. 全国总人口包括现役军人人数, 各地区均不包括。

2. 全国直接推算的总人口数, 与分地区推算的总人口数之和相差461万人。

a) Military personnel are included in the national total populations, but excluded in the regional total population.

b) There were 4.61 millions error between national total estimated directly and total of regional estimated.

## 3-4 四次全国人口普查人口基本情况

## BASIC STATISTICS ON THE FOURTH NATIONAL POPULATION CENSUS

本表为大陆30个省、自治区、直辖市数据，未包括港澳台和中国人民解放军现役军人数据。

Figures in this table refers to population on mainland, excluding HongKong, Macao, Taiwan and military personnel.  
单位：万人 (10 000 person)

| 指 标          | Item   | 1953   | 1964   | 1982    | 1990    |
|--------------|--|--------|--------|---------|---------|
| 总人口          | Total Population                               | 58 260 | 69 122 | 100 391 | 113 051 |
| 男            | Male   | 30 179 | 35 479 | 51 528  | 58 182  |
| 女            | Female   | 28 081 | 33 643 | 48 863  | 54 869  |
| 育龄妇女(15-49岁) | Women at Childbearing age (Age 15-49)          | 13 314 | 15 161 | 24 849  | 30 635  |
| 总户数          | (万户) Total Households                          | 13 411 | 15 671 | 22 115  | 27 862  |
| 家庭户          | (万户) Family                                    |        |        | 22 008  | 27 691  |
| 集体户          | (万户) Non-Family                                |        |        | 107     | 171     |
| 各年龄组人口       | Population By Age                              |        |        |         |         |
| 0-6岁         | Age 0-6  | 11 700 | 13 542 | 13 456  | 15 548  |
| 7-14岁        | Age 7-14                                       | 8 884  | 14 525 | 20 269  | 15 752  |
| 劳动年龄人口       | Population within Working Age                  | 29 983 | 34 149 | 55 087  | 67 903  |
| 男60、女55岁以上人口 | Males Age 60 and Females Age 55 and Over       | 5 170  | 5 407  | 9 304   | 11 684  |
| 民族人口         | Nationality Population                         | 58 260 | 69 122 | 100 391 | 113 051 |
| 汉族           | Han Nationality                                | 54 728 | 65 130 | 93 667  | 103 919 |
| 少数民族         | Minority Nationality                           | 3 532  | 3 992  | 6 724   | 9 132   |
| 15岁及以上人口     | Marital Status of Population Age 15 and Over   |        |        | 66 548  | 81 751  |
| 未婚           | Unmarried                                      |        |        | 19 012  | 20 541  |
| 有配偶          | Married  |        |        | 42 376  | 55 737  |
| 丧偶           | Widowed  |        |        | 4 764   | 4 989   |
| 离婚           | Divorced                                       |        |        | 396     | 484     |
| 6岁及以上人口      | Population Age 6 and Over By Educational Level |        | 55 542 | 88 979  | 99 409  |
| 大学本科         | University                                     |        | 287    | 604     | 614     |
| 大学专科         | Junior College                                 |        |        |         | 962     |
| 中专           | Technical Secondary School                     |        |        |         | 1 728   |
| 高中           | Senior Middle School                           |        | 912    | 6 653   | 7 260   |
| 初中           | Junior Middle School                           |        | 3 235  | 17 820  | 26 339  |
| 小学           | Primary School                                 |        | 19 582 | 35 534  | 42 021  |
| 不识字或识字很少     | Illiterate and Semi-Illiterate                 |        | 31 526 | 28 368  | 20 485  |
| 在业人口         | Employed Population                            |        |        | 52 150  | 64 724  |
| 不在业人口        | Unemployed Population                          |        |        | 14 516  | 17 026  |
| 市镇县人口        | Population of Cities, Towns and Counties       | 58 260 | 69 122 | 100 391 | 113 051 |
| 市            | City   |        |        | 14 525  | 21 122  |
| 镇            | Town   | 7 726  | 9 455  | 6 106   | 8 492   |
| 县            | County   | 50 534 | 59 667 | 79 760  | 83 437  |

注：1. 劳动年龄人口指男16-59岁，女16-54岁人口。

2. 各年龄组人口中间缺15岁人口和年龄不祥人口数，加总不等于总人口。

3. 1964年分文化程度人口是7岁及以上文化程度人口。不识字或识字很少人口包括不在校儿童。未包括475万文化程度不祥人口。

a) Working age range refers to 16-59 for men and 16-54 for women.

b) Excluding population age 15 and population whose ture age is unknown, so population by age all together is not equal to total population.

c) Figures for 1964 refer to population age 7 and over, including children not in school. Excluding 4.75 million persons whose education level are unknwon.



## 3-5 各地区按婚姻状况分的人口数

1990年人口普查资料。  
单位：万人

| 地区<br>Region       | 15岁及15岁以上人口 Population Aged 15 and over |           |             | 未婚 Unmarried   |           |             |
|--------------------|---|-----------|-------------|----------------|-----------|-------------|
|                    | 合计<br>Subtotal                          | 男<br>Male | 女<br>Female | 小计<br>Subtotal | 男<br>Male | 女<br>Female |
| 全国 National        | 81 750.88                               | 41 895.68 | 39 855.20   | 20 540.48      | 12 130.35 | 8 410.13    |
| 北京 Beijing         | 863.84                                  | 446.74    | 417.10      | 191.14         | 115.64    | 75.50       |
| 天津 Tianjin         | 679.06                                  | 344.06    | 335.00      | 130.86         | 75.18     | 55.68       |
| 河北 Hebei           | 4 334.58                                | 2 202.20  | 2 132.39    | 912.93         | 532.88    | 380.06      |
| 山西 Shanxi          | 2 066.40                                | 1 073.79  | 992.61      | 500.90         | 304.16    | 196.75      |
| 内蒙古 Inner Mongolia | 1 535.28                                | 800.83    | 734.45      | 406.36         | 240.79    | 165.58      |
| 辽宁 Liaoning        | 3 029.72                                | 1 542.15  | 1 487.56    | 638.87         | 368.90    | 269.97      |
| 吉林 Jilin           | 1 820.91                                | 930.29    | 890.62      | 412.46         | 235.81    | 176.65      |
| 黑龙江 Heilongjiang   | 2 584.77                                | 1 324.33  | 1 260.44    | 622.84         | 354.40    | 268.43      |
| 上海 Shanghai        | 1 091.00                                | 555.98    | 535.02      | 197.21         | 124.39    | 72.82       |
| 江苏 Jiangsu         | 5 113.31                                | 2 582.17  | 2 531.15    | 1 106.95       | 652.97    | 453.98      |
| 浙江 Zhejiang        | 3 179.39                                | 1 629.90  | 1 549.48    | 772.07         | 469.43    | 302.64      |
| 安徽 Anhui           | 4 023.15                                | 2 068.09  | 1 955.05    | 1 112.47       | 654.48    | 458.00      |
| 福建 Fujian          | 2 059.18                                | 1 052.69  | 1 006.49    | 517.44         | 312.47    | 204.97      |
| 江西 Jiangxi         | 2 572.33                                | 1 325.87  | 1 246.46    | 679.95         | 407.79    | 272.16      |
| 山东 Shandong        | 6 194.37                                | 3 116.44  | 3 077.93    | 1 474.86       | 830.25    | 644.62      |
| 河南 Henan           | 6 048.53                                | 3 068.10  | 2 980.43    | 1 539.10       | 882.32    | 656.78      |
| 湖北 Hubei           | 3 861.38                                | 1 988.36  | 1 873.03    | 939.23         | 558.13    | 381.10      |
| 湖南 Hunan           | 4 369.39                                | 2 270.91  | 2 098.48    | 1 099.89       | 672.91    | 426.98      |
| 广东 Guangdong       | 4 403.24                                | 2 229.33  | 2 173.91    | 1 319.27       | 771.81    | 547.46      |
| 广西 Guangxi         | 2 814.36                                | 1 465.82  | 1 348.53    | 814.69         | 496.30    | 318.39      |
| 海南 Hainan          | 438.88                                  | 226.96    | 211.92      | 124.72         | 76.07     | 48.65       |
| 四川 Sichuan         | 8 237.00                                | 4 259.84  | 3 977.15    | 2 218.75       | 1 333.10  | 885.64      |
| 贵州 Guizhou         | 2 180.64                                | 1 129.88  | 1 050.76    | 627.52         | 366.97    | 260.55      |
| 云南 Yunnan          | 2 526.85                                | 1 296.97  | 1 229.88    | 679.46         | 398.90    | 280.56      |
| 西藏 Tibet           | 141.46                                  | 70.44     | 71.02       | 46.50          | 25.13     | 21.38       |
| 陕西 Shaanxi         | 2 338.76                                | 1 211.73  | 1 127.03    | 564.88         | 341.26    | 223.61      |
| 甘肃 Gansu           | 1 611.29                                | 835.33    | 775.95      | 425.52         | 252.80    | 172.72      |
| 青海 Qinghai         | 308.63                                  | 161.16    | 147.47      | 91.68          | 54.66     | 37.02       |
| 宁夏 Ningxia         | 308.48                                  | 158.50    | 149.98      | 83.64          | 47.91     | 35.72       |
| 新疆 Xinjiang        | 1 014.72                                | 526.82    | 487.90      | 288.32         | 172.56    | 115.75      |

## POPULATION BY MARITAL STATUS AND BY REGION

Figures in this table are from the Fourth National Population Census (1990).

(10 000 person)

| 有配偶       |           |           | 丧偶       |          |          | 离 婚      |        |        |
|-----------|-----------|-----------|----------|----------|----------|----------|--------|--------|
| Married   |           |           | Widowed  |          |          | Divorced |        |        |
| 小 计       | 男         | 女         | 小 计      | 男        | 女        | 小 计      | 男      | 女      |
| Subtotal  | Male      | Female    | Subtotal | Male     | Female   | Subtotal | Male   | Female |
| 55 737.31 | 27 826.56 | 27 910.75 | 4 989.33 | 1 591.47 | 3 397.86 | 483.76   | 347.30 | 136.46 |
| 623.65    | 315.80    | 307.86    | 42.77    | 11.97    | 30.80    | 6.27     | 3.33   | 2.94   |
| 507.12    | 255.15    | 251.97    | 37.26    | 11.52    | 25.73    | 3.83     | 2.22   | 1.61   |
| 3 135.69  | 1 561.02  | 1 574.67  | 265.03   | 91.73    | 173.31   | 20.93    | 16.57  | 4.35   |
| 1 428.99  | 716.08    | 712.91    | 120.47   | 40.16    | 80.31    | 16.04    | 13.39  | 2.65   |
| 1 047.37  | 524.21    | 523.16    | 73.02    | 29.69    | 43.33    | 8.52     | 6.14   | 2.38   |
| 2 216.41  | 1 106.14  | 1 110.27  | 152.47   | 54.11    | 98.35    | 21.97    | 13.01  | 8.97   |
| 1 301.46  | 649.78    | 651.68    | 92.45    | 35.73    | 56.72    | 14.54    | 8.97   | 5.57   |
| 1 818.65  | 910.24    | 908.42    | 123.87   | 47.94    | 75.94    | 19.41    | 11.75  | 7.66   |
| 814.08    | 411.60    | 402.49    | 69.53    | 14.87    | 54.66    | 10.19    | 5.13   | 5.06   |
| 3 654.76  | 1 822.41  | 1 832.36  | 330.55   | 91.32    | 239.24   | 21.05    | 15.48  | 5.57   |
| 2 182.36  | 1 087.70  | 1 094.67  | 204.38   | 56.09    | 148.39   | 20.57    | 16.79  | 3.79   |
| 2 641.92  | 1 318.16  | 1 323.76  | 247.70   | 77.96    | 169.74   | 21.05    | 17.49  | 3.56   |
| 1 395.94  | 695.82    | 700.12    | 134.31   | 34.95    | 99.36    | 11.49    | 9.46   | 2.03   |
| 1 718.03  | 859.07    | 858.96    | 159.04   | 46.66    | 112.38   | 15.30    | 12.35  | 2.95   |
| 4 307.36  | 2 146.29  | 2 161.08  | 390.01   | 122.81   | 267.20   | 22.14    | 17.10  | 5.05   |
| 4 096.05  | 2 041.61  | 2 054.44  | 383.64   | 120.27   | 263.37   | 29.74    | 23.90  | 5.84   |
| 2 652.18  | 1 326.61  | 1 325.57  | 248.60   | 87.09    | 161.51   | 21.37    | 16.53  | 4.84   |
| 2 963.86  | 1 479.03  | 1 484.83  | 278.87   | 97.58    | 181.29   | 26.77    | 21.39  | 5.38   |
| 2 770.18  | 1 378.73  | 1 391.45  | 294.49   | 63.80    | 230.68   | 19.31    | 14.99  | 4.32   |
| 1 798.97  | 899.33    | 899.64    | 184.27   | 57.21    | 127.06   | 16.42    | 12.98  | 3.44   |
| 284.93    | 142.81    | 142.12    | 26.71    | 6.20     | 20.52    | 2.52     | 1.88   | 0.64   |
| 5 436.41  | 2 707.28  | 2 729.13  | 536.13   | 187.85   | 348.29   | 45.71    | 31.62  | 14.09  |
| 1 410.07  | 705.05    | 705.02    | 130.92   | 49.37    | 81.55    | 12.13    | 8.49   | 3.64   |
| 1 677.39  | 838.26    | 839.13    | 154.22   | 50.13    | 104.09   | 15.78    | 9.68   | 6.10   |
| 81.09     | 41.23     | 39.86     | 10.34    | 3.21     | 7.13     | 3.53     | 0.87   | 2.66   |
| 1 623.32  | 810.00    | 813.32    | 137.07   | 49.92    | 87.15    | 13.49    | 10.54  | 2.95   |
| 1 088.12  | 544.15    | 543.97    | 87.71    | 31.11    | 56.60    | 9.93     | 7.28   | 2.66   |
| 198.00    | 99.91     | 98.10     | 15.35    | 4.81     | 10.55    | 3.59     | 1.78   | 1.81   |
| 210.45    | 105.43    | 105.02    | 12.83    | 4.17     | 8.67     | 1.56     | 0.99   | 0.57   |
| 652.48    | 327.68    | 324.80    | 45.30    | 11.35    | 33.96    | 28.62    | 15.22  | 13.39  |

### 3-6 职业大类人口分性别的婚姻状况

1990年人口普查资料。  
单位：万人

| 职业<br>Occupation  | 15岁及15岁以上人口<br>Population Age 15 and over |                  |                  | 未 婚<br>Unmarried |                 |
|---|---|------------------|------------------|------------------|-----------------|
|   | 合 计<br>Subtotal                           | 男<br>Male        | 女<br>Female      | 小 计<br>Subtotal  | 男<br>Male       |
| <b>总 计 Total</b>  | <b>64 724.47</b>                          | <b>35 623.03</b> | <b>29 101.45</b> | <b>15 333.98</b> | <b>9 083.85</b> |
| 各类专业技术人员 Professional and Technical Personnel   | 3 439.38                                  | 1 882.99         | 1 556.39         | 551.02           | 286.84          |
| 国家机关、党群组织、<br>企事业单位负责人<br>Heads of Government Agencies, Parties,<br>Social Organizations, Enterprises and<br>Institutions | 1 132.83                                  | 1 002.45         | 130.38           | 19.15            | 15.00           |
| 办事人员和有关人员 Office Clerks and Related Staff   | 1 127.59                                  | 838.22           | 289.37           | 201.20           | 153.11          |
| 商业工作人员 Workers Engaged in Commerce  | 1 947.23                                  | 1 038.60         | 908.63           | 328.98           | 178.04          |
| 服务性工作人员 Workers Engaged in Service Trades   | 1 551.15                                  | 750.25           | 800.90           | 334.68           | 172.45          |
| 农林牧渔业劳动者 Laborers Engaged in Farming, Forestry,<br>Animal Husbandry and Fishery   | 45 681.97                                 | 23 780.64        | 21 901.34        | 11 016.80        | 6 492.78        |
| 生产工人、运输工人<br>和有关人员 Workers Engaged in Industrial<br>Production, Transportation<br>and Related Activities                  | 9 812.55                                  | 6 311.59         | 3 500.96         | 2 865.56         | 1 774.89        |
| 不便分类的其他劳动者 Other Laborers Not Otherwise<br>Classified   | 31.77                                     | 18.28            | 13.49            | 16.60            | 10.75           |

### 3-7 各种文化程度人口分性别的婚姻状况

1990年人口普查资料。  
单位：万人

| 文化程度<br>Education Level                 | 15岁及15岁以上人口<br>Population Age 15 and over |                  |                  | 未 婚<br>Unmarried |                  |                 |
|---|---|------------------|------------------|------------------|------------------|-----------------|
|   | 合计<br>Subtotal                            | 男<br>Male        | 女<br>Female      | 小计<br>Subtotal   | 男<br>Male        | 女<br>Female     |
| <b>总 计 Total</b>                        | <b>81 750.88</b>                          | <b>41 895.68</b> | <b>39 855.20</b> | <b>20 540.48</b> | <b>12 130.35</b> | <b>8 410.13</b> |
| 不识字或识字很少 Illiterate and Semi-Illiterate | 18 160.91                                 | 5 435.97         | 12 724.94        | 1 393.10         | 817.83           | 575.26          |
| 小学 Primary School                       | 28 250.75                                 | 14 783.67        | 13 467.08        | 6 918.18         | 3 805.48         | 3 112.70        |
| 初中 Junior Middle School                 | 24 784.55                                 | 15 107.25        | 9 677.30         | 8 961.73         | 5 508.32         | 3 453.41        |
| 高中 Senior Middle School                 | 7 251.72                                  | 4 458.39         | 2 793.33         | 2 251.16         | 1 389.71         | 861.45          |
| 中专 Technical Secondary School           | 1 727.21                                  | 1 012.58         | 714.62           | 536.48           | 294.29           | 242.18          |
| 大学专科 Junior College                     | 961.90                                    | 655.96           | 305.93           | 260.99           | 161.46           | 99.53           |
| 大学本科 University                         | 613.85                                    | 441.85           | 172.00           | 218.84           | 153.24           | 65.60           |

## MARITAL STATUS OF EMPLOYED POPULATION BY SEX

Figures in this table are from the Fourth National Population Census (1990).

(10 000 person)

| 女<br>Female | 有配偶<br>Married |           |             | 丧偶<br>Widowed  |           |             | 离婚<br>Divorced |           |             |
|-------------|----------------|-----------|-------------|----------------|-----------|-------------|----------------|-----------|-------------|
|             | 小计<br>Subtotal | 男<br>Male | 女<br>Female | 小计<br>Subtotal | 男<br>Male | 女<br>Female | 小计<br>Subtotal | 男<br>Male | 女<br>Female |
| 6 250.13    | 47 551.09      | 25 459.58 | 22 091.51   | 1 448.98       | 789.52    | 659.46      | 390.42         | 290.08    | 100.34      |
| 264.18      | 2 837.98       | 1 572.55  | 1 265.42    | 28.42          | 13.99     | 14.43       | 21.97          | 9.61      | 12.35       |
| 4.15        | 1 099.43       | 977.99    | 121.44      | 10.01          | 6.43      | 3.58        | 4.25           | 3.03      | 1.22        |
| 48.08       | 910.51         | 675.54    | 234.97      | 8.59           | 5.08      | 3.51        | 7.30           | 4.49      | 2.80        |
| 150.94      | 1 570.96       | 838.57    | 732.39      | 30.35          | 13.70     | 16.64       | 16.94          | 8.29      | 8.65        |
| 162.23      | 1 154.15       | 544.59    | 609.57      | 42.98          | 22.25     | 20.72       | 19.34          | 10.97     | 8.38        |
| 4 524.01    | 33 144.43      | 16 384.40 | 16 760.04   | 1 266.56       | 692.52    | 574.04      | 254.19         | 210.94    | 43.25       |
| 1 090.68    | 6 818.96       | 4 458.69  | 2 360.27    | 61.89          | 35.44     | 26.45       | 66.14          | 42.57     | 23.57       |
| 5.85        | 14.67          | 7.26      | 7.42        | 0.20           | 0.11      | 0.09        | 0.29           | 0.17      | 0.13        |

## MARITAL STATUS OF POPULATION BY EDUCATIONAL LEVEL AND SEX

Figures in this table are from the Fourth National Population Census (1990).

(10 000 person)

| 有配偶<br>Married |           |             | 丧偶<br>Widowed  |           |             | 离婚<br>Divorced |           |             |
|----------------|-----------|-------------|----------------|-----------|-------------|----------------|-----------|-------------|
| 小计<br>Subtotal | 男<br>Male | 女<br>Female | 小计<br>Subtotal | 男<br>Male | 女<br>Female | 小计<br>Subtotal | 男<br>Male | 女<br>Female |
| 55 737.31      | 27 826.56 | 27 910.75   | 4 989.33       | 1 591.47  | 3 397.86    | 483.76         | 347.30    | 136.46      |
| 12 893.90      | 3 722.59  | 9 171.31    | 3 741.80       | 799.64    | 2 942.15    | 132.11         | 95.90     | 36.21       |
| 20 195.25      | 10 228.37 | 9 966.88    | 961.87         | 608.37    | 353.50      | 175.44         | 141.44    | 33.99       |
| 15 493.42      | 9 380.76  | 6 112.66    | 212.39         | 141.24    | 71.16       | 117.01         | 76.94     | 40.07       |
| 4 916.24       | 3 018.84  | 1 897.40    | 44.10          | 27.40     | 16.70       | 40.23          | 22.44     | 17.78       |
| 1 165.11       | 706.26    | 458.85      | 16.33          | 7.36      | 8.97        | 9.29           | 4.67      | 4.62        |
| 688.21         | 486.95    | 201.26      | 6.68           | 3.94      | 2.73        | 6.01           | 3.61      | 2.41        |
| 385.17         | 282.79    | 102.38      | 6.17           | 3.52      | 2.65        | 3.67           | 2.29      | 1.38        |

3-8 各民族人口分性别的婚姻状况

1990年人口普查资料。  
单位：万人

| 民族别<br>Nationality                                     | 15岁及15岁以上人口<br>Population Age 15 and over |           |             | 未 婚<br>Unmarried |           |             |
|--|---|-----------|-------------|------------------|-----------|-------------|
|  | 合 计<br>Subtotal                           | 男<br>Male | 女<br>Female | 小 计<br>Subtotal  | 男<br>Male | 女<br>Female |
| 总 计<br>Total   | 81 750.88                                 | 41 895.68 | 39 855.20   | 20 540.48        | 12 130.35 | 8 410.13    |
| 汉族<br>Han  | 75 725.84                                 | 38 812.78 | 36 913.07   | 18 895.20        | 11 166.18 | 7 729.02    |
| 蒙古族<br>Mongolian                                       | 308.20                                    | 156.79    | 151.41      | 92.97            | 51.94     | 41.03       |
| 回族<br>Hui  | 585.69                                    | 296.32    | 289.37      | 143.53           | 81.73     | 61.81       |
| 藏族<br>Tibetan  | 294.62                                    | 143.58    | 151.04      | 95.66            | 53.26     | 42.40       |
| 维吾尔族<br>Uygur  | 436.63                                    | 223.81    | 212.82      | 94.98            | 60.38     | 34.60       |
| 苗族<br>Miao   | 481.29                                    | 250.20    | 231.09      | 134.54           | 79.17     | 55.37       |
| 彝族<br>Yi   | 425.25                                    | 215.83    | 209.42      | 112.58           | 67.07     | 45.52       |
| 壮族<br>Zhuang   | 1 032.24                                  | 520.32    | 511.92      | 296.31           | 176.28    | 120.03      |
| 布依族<br>Bouyei  | 168.86                                    | 85.23     | 83.63       | 48.23            | 27.26     | 20.97       |
| 朝鲜族<br>Korean  | 144.75                                    | 70.89     | 73.86       | 33.12            | 19.49     | 13.63       |
| 满族<br>Manchu   | 681.61                                    | 359.12    | 322.49      | 171.09           | 97.99     | 73.10       |
| 侗族<br>Dong   | 170.04                                    | 90.06     | 79.98       | 48.37            | 28.82     | 19.56       |
| 瑶族<br>Yao  | 135.31                                    | 70.69     | 64.62       | 38.25            | 23.36     | 14.89       |
| 白族<br>Bai  | 107.88                                    | 54.69     | 53.19       | 30.34            | 17.02     | 13.32       |
| 土家族<br>Tujia   | 403.27                                    | 213.16    | 190.11      | 123.61           | 72.90     | 50.71       |
| 哈尼族<br>Hani  | 79.48                                     | 40.40     | 39.08       | 18.17            | 11.10     | 7.07        |
| 哈萨克族<br>Kazak  | 63.40                                     | 32.55     | 30.85       | 24.35            | 13.64     | 10.71       |
| 傣族<br>Dai  | 68.07                                     | 33.73     | 34.34       | 15.36            | 8.74      | 6.62        |
| 黎族<br>Li   | 67.94                                     | 34.12     | 33.83       | 21.73            | 13.04     | 8.69        |
| 傈僳族<br>Lisu  | 36.14                                     | 18.31     | 17.83       | 8.70             | 5.25      | 3.45        |
| 佯族<br>Ya   | 21.62                                     | 10.89     | 10.73       | 5.47             | 3.33      | 2.15        |
| 畲族<br>She  | 43.19                                     | 23.51     | 19.68       | 12.04            | 7.76      | 4.28        |
| 高山族<br>Gaoshan   | 0.21                                      | 0.11      | 0.10        | 0.06             | 0.03      | 0.02        |
| 拉祜族<br>Lahu  | 25.76                                     | 13.10     | 12.66       | 5.58             | 3.65      | 1.92        |
| 水族<br>Shui   | 21.82                                     | 11.20     | 10.63       | 6.10             | 3.56      | 2.53        |
| 东乡族<br>Dongxiang                                       | 23.88                                     | 12.34     | 11.54       | 5.76             | 3.40      | 2.36        |
| 纳西族<br>Naxi  | 19.87                                     | 9.93      | 9.94        | 5.70             | 3.25      | 2.45        |
| 景颇族<br>Jingpo  | 7.12                                      | 3.40      | 3.72        | 1.96             | 1.10      | 0.86        |
| 柯尔克孜族<br>Kirgiz  | 8.04                                      | 4.11      | 3.93        | 1.96             | 1.20      | 0.76        |
| 土族<br>Tu   | 12.52                                     | 6.47      | 6.05        | 3.52             | 2.13      | 1.39        |
| 达斡尔族<br>Daur   | 7.78                                      | 3.92      | 3.86        | 2.34             | 1.33      | 1.01        |
| 仫佬族<br>Mulam   | 9.93                                      | 5.04      | 4.89        | 2.91             | 1.69      | 1.21        |
| 羌族<br>Qiang  | 13.13                                     | 6.64      | 6.49        | 4.13             | 2.42      | 1.71        |
| 布朗族<br>Blang   | 5.04                                      | 2.57      | 2.47        | 1.34             | 0.79      | 0.55        |
| 撒拉族<br>Salar   | 5.20                                      | 2.66      | 2.55        | 1.14             | 0.68      | 0.46        |
| 毛南族<br>Maonan  | 4.50                                      | 2.33      | 2.17        | 1.45             | 0.89      | 0.56        |
| 仡佬族<br>Gelao   | 28.92                                     | 15.78     | 13.14       | 9.92             | 5.60      | 4.32        |
| 锡伯族<br>Xibe  | 11.35                                     | 6.07      | 5.28        | 3.25             | 1.78      | 1.48        |
| 阿昌族<br>Achang  | 1.66                                      | 0.83      | 0.83        | 0.47             | 0.27      | 0.21        |
| 普米族<br>Pumi  | 1.92                                      | 0.97      | 0.95        | 0.57             | 0.33      | 0.25        |
| 塔吉克族<br>Tajik  | 1.90                                      | 0.97      | 0.93        | 0.46             | 0.28      | 0.18        |
| 怒族<br>Nu   | 1.61                                      | 0.82      | 0.79        | 0.40             | 0.24      | 0.16        |
| 乌孜别克族<br>Uzbek   | 0.91                                      | 0.49      | 0.43        | 0.34             | 0.19      | 0.15        |
| 俄罗斯族<br>Russian  | 0.93                                      | 0.42      | 0.51        | 0.31             | 0.17      | 0.14        |
| 鄂温克族<br>Ewenki   | 1.57                                      | 0.78      | 0.79        | 0.55             | 0.32      | 0.24        |
| 德昂族<br>Deang   | 0.90                                      | 0.45      | 0.45        | 0.22             | 0.12      | 0.09        |
| 保安族<br>Bonan   | 0.80                                      | 0.41      | 0.39        | 0.21             | 0.13      | 0.08        |
| 裕固族<br>Yugur   | 0.84                                      | 0.42      | 0.42        | 0.31             | 0.17      | 0.14        |
| 京族<br>Jing   | 1.21                                      | 0.54      | 0.67        | 0.31             | 0.17      | 0.13        |
| 塔塔尔族<br>Tatar  | 0.31                                      | 0.16      | 0.15        | 0.13             | 0.07      | 0.06        |
| 独龙族<br>Drung   | 0.34                                      | 0.16      | 0.18        | 0.09             | 0.05      | 0.04        |
| 鄂伦春族<br>Oroqen   | 0.41                                      | 0.19      | 0.22        | 0.13             | 0.08      | 0.06        |
| 赫哲族<br>Hezhen  | 0.26                                      | 0.13      | 0.12        | 0.07             | 0.04      | 0.03        |
| 门巴族<br>Monba   | 0.43                                      | 0.21      | 0.22        | 0.10             | 0.06      | 0.05        |
| 珞巴族<br>Lhoba   | 0.14                                      | 0.07      | 0.07        | 0.04             | 0.02      | 0.02        |
| 基诺族<br>Jino  | 1.19                                      | 0.59      | 0.60        | 0.30             | 0.18      | 0.12        |
| 其他未识别<br>的民族<br>Nationalities                          | 46.83                                     | 24.37     | 22.46       | 13.73            | 8.28      | 5.45        |
| 外国人加入<br>中国籍<br>Foreigners with<br>Chinese Citizenship | 0.32                                      | 0.07      | 0.26        | 0.03             | 0.02      | 0.01        |

## MARITAL STATUS OF POPULATION BY NATIONALITY AND SEX

Figures in this table are from the Fourth National Population Census (1990).

(10 000 person)

| 有配偶<br>Married |           |             | 丧偶<br>Widowed  |           |             | 离婚<br>Divorced |           |             |
|----------------|-----------|-------------|----------------|-----------|-------------|----------------|-----------|-------------|
| 小计<br>Subtotal | 男<br>Male | 女<br>Female | 小计<br>Subtotal | 男<br>Male | 女<br>Female | 小计<br>Subtotal | 男<br>Male | 女<br>Female |
| 55 737.31      | 27 826.56 | 27 910.75   | 4 989.33       | 1 591.47  | 3 397.86    | 483.76         | 347.30    | 136.46      |
| 51 782.02      | 25 862.84 | 25 919.19   | 4 627.08       | 1 471.67  | 3 155.41    | 421.55         | 312.10    | 109.45      |
| 197.48         | 97.66     | 99.82       | 16.08          | 6.15      | 9.93        | 1.67           | 1.05      | 0.62        |
| 408.19         | 203.69    | 204.50      | 29.28          | 8.30      | 20.98       | 4.69           | 2.60      | 2.08        |
| 168.59         | 82.26     | 86.33       | 23.93          | 6.41      | 17.52       | 6.45           | 1.65      | 4.80        |
| 294.27         | 146.61    | 147.66      | 24.50          | 5.13      | 19.37       | 22.87          | 11.69     | 11.18       |
| 316.06         | 158.08    | 157.98      | 28.47          | 11.25     | 17.22       | 2.22           | 1.70      | 0.52        |
| 281.15         | 137.57    | 143.58      | 29.03          | 9.69      | 19.34       | 2.49           | 1.50      | 1.00        |
| 660.11         | 318.23    | 341.88      | 70.39          | 21.58     | 48.81       | 5.43           | 4.23      | 1.20        |
| 108.14         | 53.05     | 55.08       | 11.65          | 4.27      | 7.38        | 0.84           | 0.64      | 0.20        |
| 100.79         | 49.41     | 51.37       | 9.24           | 1.11      | 8.13        | 1.61           | 0.89      | 0.72        |
| 475.99         | 245.47    | 230.51      | 30.29          | 12.82     | 17.47       | 4.25           | 2.83      | 1.42        |
| 110.52         | 56.27     | 54.25       | 10.08          | 4.13      | 5.95        | 1.06           | 0.84      | 0.22        |
| 87.86          | 43.57     | 44.29       | 8.40           | 3.15      | 5.25        | 0.79           | 0.61      | 0.18        |
| 70.48          | 35.08     | 35.40       | 6.43           | 2.24      | 4.20        | 0.63           | 0.35      | 0.28        |
| 253.00         | 128.15    | 124.85      | 24.70          | 10.62     | 14.08       | 1.96           | 1.49      | 0.47        |
| 55.47          | 27.14     | 28.33       | 5.10           | 1.68      | 3.42        | 0.75           | 0.48      | 0.27        |
| 34.78          | 17.51     | 17.27       | 3.91           | 1.15      | 2.76        | 0.36           | 0.26      | 0.10        |
| 47.87          | 23.49     | 24.38       | 4.01           | 1.13      | 2.87        | 0.84           | 0.37      | 0.47        |
| 41.82          | 19.83     | 21.99       | 4.04           | 1.00      | 3.04        | 0.35           | 0.25      | 0.11        |
| 24.61          | 12.01     | 12.60       | 2.54           | 0.90      | 1.63        | 0.29           | 0.14      | 0.15        |
| 14.60          | 7.09      | 7.51        | 1.40           | 0.42      | 0.99        | 0.14           | 0.06      | 0.08        |
| 27.94          | 14.27     | 13.67       | 2.83           | 1.13      | 1.70        | 0.38           | 0.35      | 0.04        |
| 0.14           | 0.07      | 0.07        | 0.01           | ...       | 0.01        | ...            | ...       | ...         |
| 18.33          | 8.80      | 9.53        | 1.63           | 0.52      | 1.11        | 0.22           | 0.13      | 0.09        |
| 14.16          | 7.01      | 7.15        | 1.45           | 0.52      | 0.93        | 0.11           | 0.10      | 0.02        |
| 16.84          | 8.47      | 8.37        | 1.12           | 0.38      | 0.74        | 0.17           | 0.10      | 0.07        |
| 12.68          | 6.19      | 6.48        | 1.37           | 0.44      | 0.93        | 0.13           | 0.05      | 0.07        |
| 4.57           | 2.18      | 2.39        | 0.52           | 0.09      | 0.43        | 0.07           | 0.03      | 0.04        |
| 5.34           | 2.70      | 2.64        | 0.48           | 0.10      | 0.38        | 0.25           | 0.12      | 0.14        |
| 8.22           | 4.03      | 4.19        | 0.67           | 0.25      | 0.42        | 0.11           | 0.07      | 0.04        |
| 4.89           | 2.35      | 2.54        | 0.46           | 0.18      | 0.28        | 0.09           | 0.06      | 0.03        |
| 6.35           | 3.09      | 3.27        | 0.58           | 0.19      | 0.39        | 0.09           | 0.07      | 0.02        |
| 8.17           | 3.92      | 4.25        | 0.79           | 0.27      | 0.52        | 0.05           | 0.03      | 0.02        |
| 3.29           | 1.65      | 1.64        | 0.36           | 0.12      | 0.24        | 0.06           | 0.02      | 0.03        |
| 3.68           | 1.87      | 1.81        | 0.26           | 0.06      | 0.20        | 0.12           | 0.04      | 0.08        |
| 2.78           | 1.34      | 1.44        | 0.25           | 0.09      | 0.16        | 0.02           | 0.02      | 0.01        |
| 17.18          | 9.22      | 7.96        | 1.73           | 0.89      | 0.84        | 0.09           | 0.07      | 0.02        |
| 7.60           | 4.06      | 3.54        | 0.40           | 0.18      | 0.23        | 0.09           | 0.06      | 0.04        |
| 1.07           | 0.52      | 0.54        | 0.11           | 0.04      | 0.08        | 0.01           | 0.01      | ...         |
| 1.19           | 0.59      | 0.60        | 0.14           | 0.04      | 0.10        | 0.02           | 0.01      | 0.01        |
| 1.25           | 0.63      | 0.62        | 0.13           | 0.04      | 0.09        | 0.06           | 0.03      | 0.03        |
| 1.07           | 0.53      | 0.54        | 0.12           | 0.04      | 0.08        | 0.02           | 0.01      | 0.01        |
| 0.50           | 0.28      | 0.22        | 0.05           | 0.01      | 0.04        | 0.03           | 0.01      | 0.02        |
| 0.56           | 0.24      | 0.31        | 0.04           | ...       | 0.04        | 0.02           | 0.01      | 0.01        |
| 0.91           | 0.42      | 0.48        | 0.09           | 0.03      | 0.06        | 0.02           | 0.01      | 0.01        |
| 0.62           | 0.30      | 0.31        | 0.06           | 0.02      | 0.04        | 0.01           | ...       | 0.01        |
| 0.54           | 0.26      | 0.27        | 0.04           | 0.01      | 0.03        | 0.01           | 0.01      | 0.01        |
| 0.48           | 0.24      | 0.24        | 0.05           | 0.01      | 0.04        | 0.01           | ...       | ...         |
| 0.84           | 0.36      | 0.48        | 0.06           | 0.01      | 0.05        | ...            | ...       | ...         |
| 0.16           | 0.09      | 0.07        | 0.02           | ...       | 0.01        | 0.01           | ...       | ...         |
| 0.22           | 0.10      | 0.12        | 0.03           | 0.01      | 0.02        | ...            | ...       | ...         |
| 0.25           | 0.11      | 0.14        | 0.02           | 0.01      | 0.01        | 0.01           | ...       | ...         |
| 0.17           | 0.09      | 0.09        | 0.01           | ...       | 0.01        | ...            | ...       | ...         |
| 0.29           | 0.14      | 0.15        | 0.03           | 0.01      | 0.02        | 0.01           | ...       | ...         |
| 0.09           | 0.04      | 0.05        | 0.01           | ...       | 0.01        | ...            | ...       | ...         |
| 0.81           | 0.39      | 0.42        | 0.06           | 0.02      | 0.05        | 0.01           | ...       | 0.01        |
| 30.20          | 14.95     | 15.26       | 2.69           | 0.99      | 1.70        | 0.21           | 0.16      | 0.05        |
| 0.18           | 0.04      | 0.14        | 0.11           | ...       | 0.11        | ...            | ...       | ...         |

## 3-9 生育双胞胎妇女人数和比重 (1989年)

## NUMBER OF WOMEN BEARING TWINS AND COMPOSITION BY REGION (1989)

1990年人口普查资料。

Figures in this table are from the Fourth National Population Census (1990).

| 地区 Region            | 人 数 (人)<br>Population |                             |   |                              | 比 重 (有生育妇女=100)<br>Composition |                             |   |                              |
|----------------------|-----------------------|-----------------------------|---|------------------------------|--------------------------------|-----------------------------|---|------------------------------|
|                      | 合 计<br>Subtotal       | 生两男<br>Bearing<br>twin boys | 生一男一女<br>Bearing<br>one boy<br>one girl | 生两女<br>Bearing<br>twin girls | 合 计<br>Subtotal                | 生两男<br>Bearing<br>twin boys | 生一男一女<br>Bearing<br>one boy<br>one girl | 生两女<br>Bearing<br>twin girls |
| 全 国 National         | 186 273               | 61 444                      | 67 816                                  | 57 013                       | 0.79                           | 0.26                        | 0.29                                    | 0.24                         |
| 北 京 Beijing          | 952                   | 377                         | 212                                     | 363                          | 0.67                           | 0.27                        | 0.15                                    | 0.26                         |
| 天 津 Tianjin          | 1 107                 | 355                         | 387                                     | 365                          | 0.80                           | 0.26                        | 0.28                                    | 0.26                         |
| 河 北 Hebei            | 10 718                | 3 506                       | 3 735                                   | 3 477                        | 0.83                           | 0.27                        | 0.29                                    | 0.27                         |
| 山 西 Shanxi           | 5 818                 | 1 661                       | 2 572                                   | 1 585                        | 0.92                           | 0.26                        | 0.41                                    | 0.25                         |
| 内 蒙 古 Inner Mongolia | 3 516                 | 1 007                       | 1 411                                   | 1 098                        | 0.85                           | 0.24                        | 0.34                                    | 0.27                         |
| 辽 宁 Liaoning         | 4 470                 | 1 539                       | 1 342                                   | 1 589                        | 0.74                           | 0.25                        | 0.22                                    | 0.26                         |
| 吉 林 Jilin            | 4 010                 | 1 349                       | 1 326                                   | 1 335                        | 0.88                           | 0.30                        | 0.29                                    | 0.29                         |
| 黑 龙 江 Heilongjiang   | 4 718                 | 1 579                       | 1 458                                   | 1 681                        | 0.76                           | 0.25                        | 0.23                                    | 0.27                         |
| 上 海 Shanghai         | 984                   | 412                         | 203                                     | 369                          | 0.66                           | 0.28                        | 0.14                                    | 0.25                         |
| 江 苏 Jiangsu          | 12 880                | 4 025                       | 5 290                                   | 3 565                        | 0.99                           | 0.31                        | 0.41                                    | 0.27                         |
| 浙 江 Zhejiang         | 3 596                 | 1 479                       | 874                                     | 1 243                        | 0.60                           | 0.25                        | 0.15                                    | 0.21                         |
| 安 徽 Anhui            | 8 883                 | 3 384                       | 2 730                                   | 2 769                        | 0.67                           | 0.25                        | 0.20                                    | 0.21                         |
| 福 建 Fujian           | 4 720                 | 1 765                       | 1 559                                   | 1 396                        | 0.69                           | 0.26                        | 0.23                                    | 0.20                         |
| 江 西 Jiangxi          | 4 885                 | 2 004                       | 1 284                                   | 1 597                        | 0.56                           | 0.23                        | 0.15                                    | 0.18                         |
| 山 东 Shandong         | 23 412                | 5 695                       | 11 747                                  | 5 970                        | 1.43                           | 0.35                        | 0.72                                    | 0.37                         |
| 河 南 Henan            | 23 771                | 6 766                       | 10 370                                  | 6 635                        | 1.11                           | 0.32                        | 0.48                                    | 0.31                         |
| 湖 北 Hubei            | 8 145                 | 3 093                       | 2 329                                   | 2 723                        | 0.63                           | 0.24                        | 0.18                                    | 0.21                         |
| 湖 南 Hunan            | 8 313                 | 3 332                       | 2 061                                   | 2 920                        | 0.59                           | 0.24                        | 0.15                                    | 0.21                         |
| 广 东 Guangdong        | 8 248                 | 3 615                       | 1 892                                   | 2 741                        | 0.60                           | 0.26                        | 0.14                                    | 0.20                         |
| 广 西 Guangxi          | 5 034                 | 2 064                       | 1 297                                   | 1 673                        | 0.54                           | 0.22                        | 0.14                                    | 0.18                         |
| 海 南 Hainan           | 1 089                 | 462                         | 260                                     | 367                          | 0.70                           | 0.30                        | 0.17                                    | 0.24                         |
| 四 川 Sichuan          | 13 942                | 4 280                       | 5 317                                   | 4 345                        | 0.75                           | 0.23                        | 0.29                                    | 0.23                         |
| 贵 州 Guizhou          | 4 572                 | 1 659                       | 1 450                                   | 1 463                        | 0.60                           | 0.22                        | 0.19                                    | 0.19                         |
| 云 南 Yunnan           | 4 712                 | 1 691                       | 1 387                                   | 1 634                        | 0.55                           | 0.20                        | 0.16                                    | 0.19                         |
| 西 藏 Tibet            | 274                   | 106                         | 90                                      | 78                           | 0.42                           | 0.16                        | 0.14                                    | 0.12                         |
| 陕 西 Shaanxi          | 5 392                 | 1 704                       | 2 175                                   | 1 513                        | 0.68                           | 0.21                        | 0.27                                    | 0.19                         |
| 甘 肃 Gansu            | 3 356                 | 1 015                       | 1 309                                   | 1 032                        | 0.64                           | 0.19                        | 0.25                                    | 0.20                         |
| 青 海 Qinghai          | 568                   | 205                         | 170                                     | 193                          | 0.55                           | 0.20                        | 0.17                                    | 0.19                         |
| 宁 夏 Ningxia          | 832                   | 231                         | 315                                     | 286                          | 0.73                           | 0.20                        | 0.28                                    | 0.25                         |
| 新 疆 Xinjiang         | 3 356                 | 1 084                       | 1 264                                   | 1 008                        | 0.87                           | 0.28                        | 0.33                                    | 0.26                         |

## 3-10 分年龄的生育双胞胎妇女人数和比重 (1989年)

## NUMBER OF WOMEN AT BEARING TWINS AND COMPOSITION BY REGION (1989)

1990年人口普查资料。

Figures in this table are from the Fourth National Population Census (1990).

| 年 龄<br>Age | 人 数 (人)<br>Population |                             |   |                              | 比 重<br>(有生育妇女=100)<br>Composition |                             |   |                              |
|------------|-----------------------|-----------------------------|---|------------------------------|-----------------------------------|-----------------------------|---|------------------------------|
|            | 合 计<br>Subtotal       | 生两男<br>Bearing<br>twin boys | 生一男一女<br>Bearing<br>one boy<br>one girl | 生两女<br>Bearing<br>twin girls | 合 计<br>Subtotal                   | 生两男<br>Bearing<br>twin boys | 生一男一女<br>Bearing<br>one boy<br>one girl | 生两女<br>Bearing<br>twin girls |
| 总计 Total   | 186 273               | 61 444                      | 67 816                                  | 57 013                       | 0.79                              | 0.26                        | 0.29                                    | 0.24                         |
| 15-19      | 5 626                 | 2 079                       | 1 455                                   | 2 092                        | 0.42                              | 0.16                        | 0.11                                    | 0.16                         |
| 15         | 21                    | 11                          | 1                                       | 9                            | 0.30                              | 0.16                        | 0.01                                    | 0.13                         |
| 16         | 117                   | 46                          | 26                                      | 45                           | 0.34                              | 0.13                        | 0.08                                    | 0.13                         |
| 17         | 462                   | 178                         | 116                                     | 168                          | 0.37                              | 0.14                        | 0.09                                    | 0.14                         |
| 18         | 1 372                 | 498                         | 332                                     | 542                          | 0.39                              | 0.14                        | 0.10                                    | 0.16                         |
| 19         | 3 654                 | 1 346                       | 980                                     | 1 328                        | 0.45                              | 0.16                        | 0.12                                    | 0.16                         |
| 20-24      | 73 050                | 25 468                      | 23 704                                  | 23 878                       | 0.61                              | 0.21                        | 0.20                                    | 0.20                         |
| 20         | 8 075                 | 2 943                       | 2 358                                   | 2 774                        | 0.49                              | 0.18                        | 0.14                                    | 0.17                         |
| 21         | 11 560                | 4 082                       | 3 528                                   | 3 950                        | 0.54                              | 0.19                        | 0.16                                    | 0.18                         |
| 22         | 14 546                | 5 069                       | 4 729                                   | 4 748                        | 0.59                              | 0.21                        | 0.19                                    | 0.19                         |
| 23         | 19 264                | 6 601                       | 6 431                                   | 6 232                        | 0.65                              | 0.22                        | 0.22                                    | 0.21                         |
| 24         | 19 605                | 6 773                       | 6 658                                   | 6 174                        | 0.71                              | 0.25                        | 0.24                                    | 0.22                         |
| 25-29      | 64 452                | 20 798                      | 24 722                                  | 18 932                       | 0.91                              | 0.30                        | 0.35                                    | 0.27                         |
| 25         | 19 473                | 6 535                       | 6 960                                   | 5 978                        | 0.80                              | 0.27                        | 0.28                                    | 0.24                         |
| 26         | 19 574                | 6 307                       | 7 485                                   | 5 782                        | 0.90                              | 0.29                        | 0.34                                    | 0.27                         |
| 27         | 11 156                | 3 559                       | 4 403                                   | 3 194                        | 0.99                              | 0.31                        | 0.39                                    | 0.28                         |
| 28         | 6 725                 | 2 053                       | 2 755                                   | 1 917                        | 1.05                              | 0.32                        | 0.43                                    | 0.30                         |
| 29         | 7 524                 | 2 344                       | 3 119                                   | 2 061                        | 1.14                              | 0.35                        | 0.47                                    | 0.31                         |
| 30-34      | 30 749                | 9 104                       | 13 267                                  | 8 378                        | 1.31                              | 0.39                        | 0.57                                    | 0.36                         |
| 30         | 6 778                 | 2 005                       | 2 911                                   | 1 862                        | 1.23                              | 0.37                        | 0.53                                    | 0.34                         |
| 31         | 7 834                 | 2 363                       | 3 355                                   | 2 116                        | 1.30                              | 0.39                        | 0.56                                    | 0.35                         |
| 32         | 6 509                 | 1 870                       | 2 828                                   | 1 811                        | 1.35                              | 0.39                        | 0.59                                    | 0.38                         |
| 33         | 5 151                 | 1 497                       | 2 274                                   | 1 380                        | 1.36                              | 0.40                        | 0.60                                    | 0.37                         |
| 34         | 4 477                 | 1 369                       | 1 899                                   | 1 209                        | 1.35                              | 0.41                        | 0.57                                    | 0.36                         |
| 35-39      | 9 901                 | 3 126                       | 3 963                                   | 2 812                        | 1.29                              | 0.41                        | 0.52                                    | 0.37                         |
| 35         | 3 280                 | 1 009                       | 1 338                                   | 933                          | 1.31                              | 0.40                        | 0.54                                    | 0.37                         |
| 36         | 2 459                 | 786                         | 997                                     | 676                          | 1.31                              | 0.42                        | 0.53                                    | 0.36                         |
| 37         | 1 943                 | 590                         | 828                                     | 525                          | 1.33                              | 0.40                        | 0.57                                    | 0.36                         |
| 38         | 1 214                 | 387                         | 462                                     | 365                          | 1.22                              | 0.39                        | 0.47                                    | 0.37                         |
| 39         | 1 005                 | 354                         | 338                                     | 313                          | 1.19                              | 0.42                        | 0.40                                    | 0.37                         |
| 40-44      | 1 862                 | 660                         | 576                                     | 626                          | 1.18                              | 0.42                        | 0.37                                    | 0.40                         |
| 40         | 622                   | 231                         | 199                                     | 192                          | 1.21                              | 0.45                        | 0.39                                    | 0.37                         |
| 41         | 464                   | 164                         | 151                                     | 149                          | 1.20                              | 0.43                        | 0.39                                    | 0.39                         |
| 42         | 305                   | 99                          | 93                                      | 113                          | 1.07                              | 0.35                        | 0.33                                    | 0.40                         |
| 43         | 265                   | 93                          | 72                                      | 100                          | 1.22                              | 0.43                        | 0.33                                    | 0.46                         |
| 44         | 206                   | 73                          | 61                                      | 72                           | 1.20                              | 0.42                        | 0.35                                    | 0.42                         |
| 45-49      | 633                   | 209                         | 129                                     | 295                          | 1.75                              | 0.58                        | 0.36                                    | 0.82                         |
| 45         | 169                   | 59                          | 40                                      | 70                           | 1.47                              | 0.51                        | 0.35                                    | 0.61                         |
| 46         | 126                   | 43                          | 25                                      | 58                           | 1.52                              | 0.52                        | 0.30                                    | 0.70                         |
| 47         | 126                   | 47                          | 21                                      | 58                           | 1.86                              | 0.69                        | 0.31                                    | 0.86                         |
| 48         | 102                   | 30                          | 20                                      | 52                           | 1.96                              | 0.58                        | 0.38                                    | 1.00                         |
| 49         | 110                   | 30                          | 23                                      | 57                           | 2.48                              | 0.68                        | 0.52                                    | 1.29                         |



3-11 按月分布的出生人口数 (1989年)  
POPULATION BORN BY MONTH (1989)

1990年人口普查资料。

Figures in this table are from the Fourth National Population Census (1990).

单位: 万人

(10 000 person)

| 地区 Region          | 合计 Subtotal | 1月 Jan. | 2月 Feb. | 3月 Mar. | 4月 Apr. | 5月 May |
|--------------------|-------------|---------|---------|---------|---------|--------|
| 全国 National        | 2 462.49    | 212.68  | 205.54  | 189.94  | 175.93  | 169.62 |
| 北京 Beijing         | 15.29       | 1.44    | 1.25    | 1.32    | 1.12    | 1.10   |
| 天津 Tianjin         | 14.44       | 1.34    | 1.28    | 1.19    | 1.00    | 0.95   |
| 河北 Hebei           | 133.37      | 11.83   | 12.11   | 10.85   | 9.93    | 9.93   |
| 山西 Shanxi          | 65.76       | 4.66    | 5.23    | 5.69    | 5.52    | 5.63   |
| 内蒙古 Inner Mongolia | 42.62       | 3.79    | 3.65    | 3.47    | 3.06    | 3.02   |
| 辽宁 Liaoning        | 62.56       | 5.91    | 5.53    | 5.42    | 4.81    | 4.64   |
| 吉林 Jilin           | 47.61       | 4.71    | 4.60    | 4.36    | 4.01    | 3.81   |
| 黑龙江 Heilongjiang   | 64.17       | 5.15    | 5.86    | 5.88    | 5.60    | 5.52   |
| 上海 Shanghai        | 16.07       | 1.50    | 1.30    | 1.26    | 1.05    | 1.05   |
| 江苏 Jiangsu         | 137.02      | 11.98   | 11.68   | 10.01   | 8.60    | 8.60   |
| 浙江 Zhejiang        | 63.35       | 5.76    | 5.13    | 4.75    | 4.25    | 4.14   |
| 安徽 Anhui           | 137.70      | 10.86   | 11.50   | 9.72    | 9.16    | 8.56   |
| 福建 Fujian          | 72.94       | 6.01    | 5.72    | 5.38    | 4.95    | 4.91   |
| 江西 Jiangxi         | 90.98       | 7.76    | 6.82    | 5.97    | 5.19    | 4.99   |
| 山东 Shandong        | 170.69      | 16.83   | 15.46   | 13.80   | 12.23   | 11.60  |
| 河南 Henan           | 225.29      | 19.52   | 20.79   | 18.27   | 17.54   | 16.63  |
| 湖北 Hubei           | 132.82      | 11.60   | 10.62   | 9.25    | 7.92    | 7.58   |
| 湖南 Hunan           | 145.69      | 12.48   | 10.94   | 10.22   | 9.50    | 8.76   |
| 广东 Guangdong       | 142.88      | 11.01   | 10.51   | 10.09   | 9.85    | 10.07  |
| 广西 Guangxi         | 96.93       | 8.42    | 7.56    | 6.83    | 6.85    | 6.75   |
| 海南 Hainan          | 16.09       | 1.32    | 1.36    | 1.28    | 1.30    | 1.29   |
| 四川 Sichuan         | 195.69      | 17.42   | 14.87   | 13.82   | 13.11   | 12.92  |
| 贵州 Guizhou         | 79.31       | 6.27    | 6.25    | 5.98    | 5.56    | 5.21   |
| 云南 Yunnan          | 87.44       | 7.37    | 7.05    | 6.56    | 6.30    | 6.16   |
| 西藏 Tibet           | 6.89        | 0.70    | 0.83    | 0.78    | 0.63    | 0.56   |
| 陕西 Shaanxi         | 81.82       | 6.64    | 7.36    | 7.40    | 6.66    | 6.22   |
| 甘肃 Gansu           | 54.51       | 4.49    | 4.82    | 4.66    | 4.15    | 3.72   |
| 青海 Qinghai         | 10.47       | 0.84    | 0.85    | 0.85    | 0.86    | 0.84   |
| 宁夏 Ningxia         | 11.66       | 1.19    | 1.09    | 1.02    | 0.87    | 0.84   |
| 新疆 Xinjiang        | 40.41       | 3.92    | 3.53    | 3.89    | 4.33    | 3.65   |

续表 1 continued

1990年人口普查资料。  
 Figures in this table are from the Fourth National Population Census (1990).  
 单位: 万人

(10 000 person)

| 地区 Region          | 6月<br>June | 7月<br>July | 8月<br>Aug. | 9月<br>Sept. | 10月<br>Oct. | 11月<br>Nov. | 12月<br>Dec. |
|--------------------|------------|------------|------------|-------------|-------------|-------------|-------------|
| 全国 National        | 178.72     | 181.47     | 203.87     | 216.72      | 258.10      | 241.21      | 228.68      |
| 北京 Beijing         | 1.16       | 1.23       | 1.28       | 1.32        | 1.38        | 1.34        | 1.34        |
| 天津 Tianjin         | 1.04       | 1.20       | 1.26       | 1.27        | 1.39        | 1.33        | 1.20        |
| 河北 Hebei           | 10.01      | 9.71       | 10.42      | 11.11       | 13.70       | 12.40       | 11.37       |
| 山西 Shanxi          | 5.27       | 5.04       | 5.24       | 5.38        | 6.20        | 6.16        | 5.73        |
| 内蒙古 Inner Mongolia | 2.88       | 2.78       | 3.14       | 3.71        | 4.65        | 4.49        | 3.98        |
| 辽宁 Liaoning        | 4.67       | 4.83       | 5.02       | 5.19        | 5.79        | 5.47        | 5.27        |
| 吉林 Jilin           | 3.69       | 3.44       | 3.57       | 3.52        | 4.17        | 3.92        | 3.81        |
| 黑龙江 Heilongjiang   | 5.30       | 4.90       | 4.92       | 4.98        | 5.64        | 5.23        | 5.18        |
| 上海 Shanghai        | 1.21       | 1.37       | 1.48       | 1.45        | 1.53        | 1.49        | 1.39        |
| 江苏 Jiangsu         | 9.76       | 10.20      | 11.44      | 12.15       | 14.47       | 14.61       | 13.53       |
| 浙江 Zhejiang        | 4.45       | 4.97       | 5.31       | 5.80        | 6.69        | 6.35        | 5.75        |
| 安徽 Anhui           | 9.56       | 10.52      | 11.95      | 12.68       | 15.52       | 14.35       | 13.32       |
| 福建 Fujian          | 5.28       | 5.54       | 6.34       | 6.78        | 7.89        | 7.38        | 6.77        |
| 江西 Jiangxi         | 5.71       | 6.38       | 7.88       | 9.32        | 11.13       | 10.45       | 9.39        |
| 山东 Shandong        | 11.95      | 12.01      | 13.20      | 13.81       | 17.30       | 16.69       | 15.83       |
| 河南 Henan           | 17.30      | 16.79      | 18.05      | 18.03       | 22.52       | 20.79       | 19.06       |
| 湖北 Hubei           | 8.76       | 9.76       | 11.51      | 13.08       | 15.04       | 13.96       | 13.74       |
| 湖南 Hunan           | 9.75       | 10.38      | 12.00      | 13.64       | 16.24       | 16.13       | 15.66       |
| 广东 Guangdong       | 11.25      | 11.69      | 13.20      | 13.31       | 15.62       | 13.87       | 12.41       |
| 广西 Guangxi         | 7.69       | 7.55       | 8.62       | 8.59        | 10.29       | 8.80        | 8.99        |
| 海南 Hainan          | 1.34       | 1.22       | 1.40       | 1.29        | 1.68        | 1.35        | 1.26        |
| 四川 Sichuan         | 13.73      | 14.67      | 17.57      | 18.95       | 21.37       | 18.86       | 18.41       |
| 贵州 Guizhou         | 5.42       | 5.54       | 6.66       | 7.33        | 8.88        | 7.90        | 8.31        |
| 云南 Yunnan          | 6.28       | 5.89       | 6.74       | 7.68        | 9.41        | 8.97        | 9.03        |
| 西藏 Tibet           | 0.35       | 0.46       | 0.53       | 0.45        | 0.59        | 0.52        | 0.51        |
| 陕西 Shaanxi         | 5.98       | 5.69       | 6.21       | 6.53        | 7.74        | 7.87        | 7.52        |
| 甘肃 Gansu           | 3.56       | 3.58       | 4.17       | 4.72        | 5.86        | 5.54        | 5.24        |
| 青海 Qinghai         | 0.92       | 0.79       | 0.81       | 0.83        | 1.04        | 1.02        | 0.83        |
| 宁夏 Ningxia         | 0.75       | 0.73       | 0.82       | 0.91        | 1.19        | 1.17        | 1.06        |
| 新疆 Xinjiang        | 3.70       | 2.61       | 3.11       | 2.92        | 3.16        | 2.79        | 2.81        |

## 3-12 育龄妇女平均初婚年龄

## AVERAGE AGE OF FIRST MARRIAGE OF WOMEN AT CHILDBEARING AGE

1.5%人口变动抽样调查资料。

Figures estimated based on National Sample Survey on Population.

单位: 岁

Age

| 地 区 Region           | 1989  | 1990  | 1991  | 1992  | 1993  |
|----------------------|-------|-------|-------|-------|-------|
| 全 国 National         | 22.08 | 22.12 | 22.32 | 22.53 | 22.67 |
| 北 京 Beijing          | 24.45 | 24.38 | 24.44 | 24.28 | 24.77 |
| 天 津 Tianjin          | 23.43 | 23.31 | 23.32 | 23.26 | 23.95 |
| 河 北 Hebei            | 22.22 | 22.54 | 22.35 | 22.28 | 22.77 |
| 山 西 Shanxi           | 21.42 | 21.58 | 21.69 | 21.85 | 22.15 |
| 内 蒙 古 Inner Mongolia | 21.81 | 21.83 | 22.05 | 22.39 | 22.62 |
| 辽 宁 Liaoning         | 22.51 | 22.44 | 22.63 | 22.79 | 22.76 |
| 吉 林 Jilin            | 21.91 | 22.2  | 22.25 | 22.54 | 22.93 |
| 黑 龙 江 Heilongjiang   | 21.88 | 22    | 22.39 | 22.4  | 22.94 |
| 上 海 Shanghai         | 24.62 | 24.58 | 24.31 | 24.01 | 24.52 |
| 江 苏 Jiangsu          | 21.92 | 22.05 | 22.37 | 22.55 | 23.07 |
| 浙 江 Zhejiang         | 22.75 | 22.64 | 22.68 | 22.92 | 23.27 |
| 安 徽 Anhui            | 21.87 | 22.15 | 22.26 | 22.56 | 22.76 |
| 福 建 Fujian           | 21.19 | 21.47 | 21.89 | 22.11 | 22.38 |
| 江 西 Jiangxi          | 20.89 | 21.01 | 21.46 | 21.84 | 21.98 |
| 山 东 Shandong         | 22.91 | 23.1  | 23.37 | 23.75 | 24.22 |
| 河 南 Henan            | 22.19 | 22.11 | 22.31 | 22.7  | 22.84 |
| 湖 北 Hubei            | 21.74 | 21.56 | 21.84 | 22.14 | 22.62 |
| 湖 南 Hunan            | 21.24 | 21.51 | 21.99 | 22.25 | 22.47 |
| 广 东 Guangdong        | 22.72 | 22.79 | 23.06 | 23.4  | 23.63 |
| 广 西 Guangxi          | 22.35 | 22.58 | 22.58 | 23.26 | 23.23 |
| 海 南 Hainan           | 21.77 | 22.01 | 22.29 | 22.2  | 22.42 |
| 四 川 Sichuan          | 21.29 | 21.42 | 21.53 | 21.71 | 21.82 |
| 贵 州 Guizhou          | 21.52 | 21.77 | 21.85 | 22.2  | 22.11 |
| 云 南 Yunnan           | 21.17 | 21.35 | 21.35 | 21.38 | 21.49 |
| 西 藏 Tibet            | 19.98 | 21.26 | 22.02 | 23.35 | 23.51 |
| 陕 西 Shaanxi          | 21.67 | 21.53 | 21.9  | 22.1  | 22.07 |
| 甘 肃 Gansu            | 21.19 | 21.25 | 21.47 | 21.91 | 21.77 |
| 青 海 Qinghai          | 21.03 | 21.05 | 21.42 | 22.21 | 21.76 |
| 宁 夏 Ningxia          | 21.52 | 21.48 | 21.51 | 21.72 | 21.98 |
| 新 疆 Xinjiang         | 20.66 | 20.8  | 21.14 | 21.5  | 22.13 |

## 3-13 分年龄的育龄妇女生育孩次状况 (1993年)

## STATE OF BEARING CHILDREN FOR WOMEN AT CHILDBEARING AGE BY AGE (1993)

1.5%人口变动抽样调查资料。

Figures estimated based on National Sample Survey on Population.

单位: 人

(Person)

| 年 龄<br>Age | 孩 次 状 况<br>State of bearing children |                    |                      |                     |                        |
|------------|--------------------------------------|--------------------|----------------------|---------------------|------------------------|
|            | 一孩<br>One child                      | 二孩<br>Two children | 三孩<br>Three children | 四孩<br>Four children | 五孩及以上<br>Five and over |
| 总计 Total   | 12 643                               | 5 660              | 1 564                | 428                 | 321                    |
| 15-19      | 352                                  | 40                 | 5                    | 2                   | 2                      |
| 15         | 1                                    | 7                  | 3                    |                     | 1                      |
| 16         | 7                                    |                    |                      | 1                   |                        |
| 17         | 30                                   | 3                  | 1                    |                     |                        |
| 18         | 78                                   | 7                  |                      |                     |                        |
| 19         | 236                                  | 23                 | 1                    | 1                   | 1                      |
| 20-24      | 7 938                                | 1 821              | 211                  | 19                  | 30                     |
| 20         | 608                                  | 76                 | 3                    |                     | 2                      |
| 21         | 1 365                                | 167                | 15                   |                     | 5                      |
| 22         | 1 814                                | 363                | 27                   |                     | 8                      |
| 23         | 2 166                                | 540                | 61                   | 3                   | 8                      |
| 24         | 1 985                                | 675                | 105                  | 16                  | 7                      |
| 25-29      | 3 818                                | 2 739              | 844                  | 179                 | 76                     |
| 25         | 1 632                                | 744                | 177                  | 28                  | 16                     |
| 26         | 880                                  | 623                | 168                  | 31                  | 14                     |
| 27         | 638                                  | 539                | 169                  | 42                  | 11                     |
| 28         | 399                                  | 444                | 166                  | 42                  | 16                     |
| 29         | 269                                  | 389                | 164                  | 36                  | 19                     |
| 30-34      | 438                                  | 821                | 360                  | 145                 | 83                     |
| 30         | 200                                  | 343                | 153                  | 51                  | 24                     |
| 31         | 101                                  | 231                | 99                   | 40                  | 17                     |
| 32         | 58                                   | 92                 | 38                   | 28                  | 14                     |
| 33         | 44                                   | 101                | 44                   | 13                  | 14                     |
| 34         | 35                                   | 54                 | 26                   | 13                  | 14                     |
| 35-39      | 67                                   | 192                | 110                  | 59                  | 85                     |
| 35         | 18                                   | 51                 | 34                   | 16                  | 21                     |
| 36         | 19                                   | 61                 | 29                   | 12                  | 13                     |
| 37         | 13                                   | 37                 | 19                   | 14                  | 24                     |
| 38         | 9                                    | 28                 | 14                   | 5                   | 18                     |
| 39         | 8                                    | 15                 | 14                   | 12                  | 9                      |
| 40-44      | 29                                   | 41                 | 30                   | 19                  | 25                     |
| 40         | 18                                   | 20                 | 9                    | 8                   | 6                      |
| 41         | 1                                    | 8                  | 9                    | 5                   | 4                      |
| 42         | 4                                    | 7                  | 6                    | 4                   | 9                      |
| 43         | 2                                    | 2                  | 3                    |                     | 4                      |
| 44         | 4                                    | 4                  | 3                    | 2                   | 2                      |
| 45-49      | 1                                    | 6                  | 4                    | 5                   | 20                     |
| 45         | 1                                    | 1                  | 1                    | 3                   | 6                      |
| 46         |                                      |                    | 2                    | 1                   | 4                      |
| 47         |                                      | 1                  |                      | 1                   | 2                      |
| 48         |                                      | 3                  |                      |                     | 6                      |
| 49         |                                      | 1                  | 1                    |                     | 2                      |

3-14 各地区户规模 (1993年)  
NUMBER OF MEMBERS PER HOUSEHOLD BY REGION (1993)

1.5%人口变动抽样调查资料。  
Figures estimated based on National Sample Survey on Population.  
单位: 户

(Household)

| 地区 Region          | 家庭户数<br>Households | 户规模 Household scale |                   |                     |                    |                    |                   |                     |                           |
|--------------------|--------------------|---------------------|-------------------|---------------------|--------------------|--------------------|-------------------|---------------------|---------------------------|
|                    |                    | 一人户<br>One Person   | 二人户<br>Two Person | 三人户<br>Three Person | 四人户<br>Four Person | 五人户<br>Five Person | 六人户<br>Six Person | 七人户<br>Seven Person | 八人户及以上户<br>Eight and over |
| 全国 National        | 330 691            | 19 445              | 37 120            | 86 685              | 85 163             | 54 312             | 25 755            | 12 041              | 10 170                    |
| 北京 Beijing         | 22 257             | 1 728               | 3 500             | 8 955               | 4 659              | 2 122              | 786               | 297                 | 210                       |
| 天津 Tianjin         | 20 286             | 1 275               | 2 900             | 8 333               | 4 462              | 2 127              | 750               | 265                 | 174                       |
| 河北 Hebei           | 11 669             | 798                 | 1 490             | 2 986               | 3 325              | 1 761              | 810               | 302                 | 197                       |
| 山西 Shanxi          | 10 706             | 704                 | 1 271             | 2 684               | 3 067              | 1 835              | 724               | 282                 | 139                       |
| 内蒙古 Inner Mongolia | 10 416             | 448                 | 1 004             | 2 588               | 3 178              | 2 009              | 706               | 281                 | 202                       |
| 辽宁 Liaoning        | 11 480             | 460                 | 1 496             | 4 423               | 2 977              | 1 345              | 515               | 154                 | 110                       |
| 吉林 Jilin           | 11 132             | 413                 | 1 312             | 3 917               | 3 085              | 1 502              | 533               | 212                 | 158                       |
| 黑龙江 Heilongjiang   | 10 947             | 349                 | 1 193             | 3 949               | 3 013              | 1 520              | 637               | 193                 | 93                        |
| 上海 Shanghai        | 10 206             | 1 188               | 2 200             | 3 911               | 1 749              | 820                | 234               | 71                  | 33                        |
| 江苏 Jiangsu         | 11 521             | 732                 | 1 354             | 3 388               | 3 064              | 1 856              | 737               | 246                 | 144                       |
| 浙江 Zhejiang        | 12 303             | 1 243               | 1 744             | 3 837               | 3 257              | 1 448              | 517               | 170                 | 87                        |
| 安徽 Anhui           | 10 100             | 647                 | 1 011             | 2 155               | 2 928              | 1 864              | 911               | 374                 | 210                       |
| 福建 Fujian          | 8 843              | 451                 | 617               | 1 318               | 2 258              | 2 063              | 1 076             | 543                 | 517                       |
| 江西 Jiangxi         | 9 063              | 348                 | 698               | 1 677               | 2 582              | 1 966              | 964               | 435                 | 393                       |
| 山东 Shandong        | 13 887             | 811                 | 1 741             | 4 139               | 4 079              | 1 990              | 765               | 237                 | 125                       |
| 河南 Henan           | 12 484             | 614                 | 1 260             | 2 663               | 3 653              | 2 420              | 1 082             | 510                 | 282                       |
| 湖北 Hubei           | 10 108             | 433                 | 1 028             | 2 413               | 3 136              | 1 892              | 735               | 296                 | 175                       |
| 湖南 Hunan           | 10 671             | 715                 | 1 378             | 2 569               | 3 326              | 1 703              | 645               | 209                 | 126                       |
| 广东 Guangdong       | 13 321             | 1 095               | 1 113             | 1 520               | 2 837              | 2 812              | 1 779             | 996                 | 1 169                     |
| 广西 Guangxi         | 8 472              | 442                 | 637               | 1 141               | 1 845              | 1 871              | 1 106             | 728                 | 702                       |
| 海南 Hainan          | 8 944              | 588                 | 800               | 1 394               | 1 712              | 1 768              | 1 141             | 735                 | 806                       |
| 四川 Sichuan         | 14 156             | 1 103               | 1 703             | 4 297               | 3 636              | 1 848              | 882               | 375                 | 312                       |
| 贵州 Guizhou         | 12 246             | 596                 | 1 029             | 2 201               | 3 041              | 2 781              | 1 462             | 680                 | 456                       |
| 云南 Yunnan          | 9 278              | 419                 | 774               | 1 663               | 2 627              | 1 839              | 1 024             | 507                 | 425                       |
| 西藏 Tibet           | 579                | 37                  | 61                | 85                  | 119                | 74                 | 68                | 50                  | 85                        |
| 陕西 Shaanxi         | 10 395             | 581                 | 1 162             | 2 221               | 2 892              | 1 985              | 933               | 424                 | 197                       |
| 甘肃 Gansu           | 9 013              | 279                 | 561               | 1 749               | 2 416              | 1 760              | 1 056             | 593                 | 599                       |
| 青海 Qinghai         | 8 189              | 279                 | 523               | 1 229               | 1 968              | 1 793              | 1 015             | 620                 | 762                       |
| 宁夏 Ningxia         | 9 180              | 250                 | 691               | 1 688               | 2 387              | 1 953              | 1 131             | 587                 | 493                       |
| 新疆 Xinjiang        | 8 839              | 419                 | 869               | 1 592               | 1 885              | 1 585              | 1 031             | 669                 | 789                       |

3-15 有65岁及65岁以上老年人的家庭数  
NUMBER OF MEMBERS PER HOUSEHOLDS AGE 65 AND OVER

1993年, 1.5%人口变动抽样调查资料。  
Figures estimated based on National Sample Survey on Population (1993).  
单位: 户

(Household)

| 地区 Region          | 合计<br>Total<br>(Elderly) | 单身老人户<br>Single Person<br>Household | 一个老人户<br>One Person<br>Household | 二个老人户<br>Two Persones<br>Houschold | 三个及三个以上<br>老人户<br>Three and Over<br>Persones<br>Household |
|--------------------|--------------------------|-------------------------------------|----------------------------------|------------------------------------|---|
| 全国 National        | 64 758                   | 6 712                               | 42 891                           | 14 991                             | 164   |
| 北京 Beijing         | 4 392                    | 469                                 | 2 744                            | 1 159                              | 20  |
| 天津 Tianjin         | 4 325                    | 577                                 | 2 503                            | 1 231                              | 14  |
| 河北 Hebei           | 2 291                    | 265                                 | 1 481                            | 541                                | 4   |
| 山西 Shanxi          | 1 935                    | 247                                 | 1 272                            | 414                                | 2   |
| 内蒙古 Inner Mongolia | 1 512                    | 137                                 | 1 062                            | 304                                | 9   |
| 辽宁 Liaoning        | 2 124                    | 134                                 | 1 373                            | 608                                | 9   |
| 吉林 Jilin           | 1 757                    | 97                                  | 1 228                            | 430                                | 2   |
| 黑龙江 Heilongjiang   | 1 318                    | 97                                  | 937                              | 283                                | 1   |
| 上海 Shanghai        | 2 699                    | 333                                 | 1 593                            | 760                                | 13  |
| 江苏 Jiangsu         | 2 438                    | 305                                 | 1 489                            | 635                                | 9   |
| 浙江 Zhejiang        | 2 636                    | 528                                 | 1 528                            | 579                                | 1   |
| 安徽 Anhui           | 1 918                    | 191                                 | 1 212                            | 510                                | 5   |
| 福建 Fujian          | 1 987                    | 173                                 | 1 438                            | 373                                | 3   |
| 江西 Jiangxi         | 1 923                    | 139                                 | 1 366                            | 415                                | 3   |
| 山东 Shandong        | 2 737                    | 390                                 | 1 615                            | 727                                | 5   |
| 河南 Henan           | 2 561                    | 236                                 | 1 642                            | 671                                | 12  |
| 湖北 Hubei           | 1 874                    | 167                                 | 1 281                            | 424                                | 2   |
| 湖南 Hunan           | 2 109                    | 263                                 | 1 371                            | 471                                | 4   |
| 广东 Guangdong       | 3 634                    | 410                                 | 2 441                            | 778                                | 5   |
| 广西 Guangxi         | 1 943                    | 175                                 | 1 348                            | 413                                | 6   |
| 海南 Hainan          | 1 840                    | 231                                 | 1 169                            | 430                                | 10  |
| 四川 Sichuan         | 3 004                    | 341                                 | 2 043                            | 617                                | 3   |
| 贵州 Guizhou         | 2 154                    | 213                                 | 1 509                            | 429                                | 3   |
| 云南 Yunnan          | 1 891                    | 144                                 | 1 360                            | 385                                | 2   |
| 西藏 Tibet           | 153                      | 16                                  | 115                              | 20                                 | 2   |
| 陕西 Shaanxi         | 1 933                    | 150                                 | 1 396                            | 379                                | 8   |
| 甘肃 Gansu           | 1 556                    | 68                                  | 1 208                            | 277                                | 3   |
| 青海 Qinghai         | 1 155                    | 45                                  | 925                              | 182                                | 3   |
| 宁夏 Ningxia         | 1 312                    | 51                                  | 997                              | 264                                |   |
| 新疆 Xinjiang        | 1 647                    | 119                                 | 1 245                            | 282                                | 1   |

## 主要统计指标解释

**人口数** 指一定时点、一定地区范围内的有生命的个人的总和。

年度统计的年末人口数是指每年12月31日24时的人口数。年度统计的全国人口总数内未包括台湾省和港澳同胞以及海外华侨人数。

**市镇总人口和乡村总人口** 一般是按常住人口划分的。

**市镇总人口** 指市、镇辖区的全部人口。

**乡村总人口** 指县(不含镇)的全部人口。

**市** 是指经国家批准成立“市”建制的城市。

**镇** 是指经省、自治区、直辖市批准的镇。1963年以前为常住人口在2000人以上,非农业人口占50%以上的。1964年起改为常住人口在3000人以上,非农业人口占70%以上,或常住人口在2500人以上,不满3000人,非农业人口占85%以上的。1984年后又调整为,凡县级地方国家机关所在地;或总人口在20000人以下的乡,乡政府驻地非农业人口超过2000人的;或总人口在20000人以上的乡,乡政府驻地非农业人口占全乡人口10%以上;或少数民族地区、人口稀少的边远地区、山区和小型工矿区、小港口、风景旅游、边境口岸等地,非农业人口虽不足2000人,都可建镇。

**出生率(又称粗出生率)** 指在一定时期内(通常为一年)平均每千人所出生的人数的比率,一般用千分率表示。计算公式:

$$\text{出生率} = \frac{\text{年出生人数}}{\text{年平均人数}} \times 1000\%$$

出生人数是指活产婴儿,即胎儿脱离母体时(不管怀孕月数),有过呼吸或其他生命现象。

年平均人数是年初、年底人口数的平均数,也可用年中人口数代替。

**死亡率(又称粗死亡率)** 指在一定时期内(通常为一年)一定地区的死亡人数与同期平均人数(或期中人数)之比,一般用千分率表示。计算公式:

$$\text{死亡率} = \frac{\text{年死亡人数}}{\text{年平均人数}} \times 1000\%$$

**人口自然增长率** 指在一定时期内(通常为一年)人口自然增加数(出生人数减死亡人数)与该时期内平均人数(或期中人数)之比,一般用千分率表示。计算公式:

$$\text{人口自然增长率} = \frac{\text{本年出生人数} - \text{本年死亡人数}}{\text{年平均人数}} \times 1000\%$$

$$\text{人口自然增长率} = \text{人口出生率} - \text{人口死亡率}$$

**在业人口(又称就业人口)** 指十五周岁及十五周岁以上人口中从事一定的社会劳动并取得劳动报酬或经营收入的人口。

**不在业人口** 指十五周岁及十五周岁以上人口中未从事社会劳动的人口。包括:在校学生、料理家务、待升学、市镇待业、离退休、退职、丧失劳动能力等非在业人口。

**社会负担系数** 指社会劳动人口与被抚养人口的比例。计算公式:

$$\text{社会负担系数} = \frac{\text{被抚养人口}}{\text{劳动人口}} \times 100\%$$

**老年负担系数** 指社会劳动人口与老年人口的比例。计算公式:

$$\text{老年负担系数} = \frac{\text{老年人口}}{\text{劳动人口}} \times 100\%$$

**少年负担系数** 指社会劳动人口与少年儿童的比例。计算公式：

$$\text{少年负担系数} = \frac{\text{少年儿童人口}}{\text{劳动人口}} \times 100\%$$



## Explanatory Notes for Major Indicators

**Total Population** refers to the total number of people alive at a certain point of time within a given area.

The annual statistics on total population is taken at midnight, the 31st of December, not including residents in Taiwan province, Chinese compatriots in Hong Kong and Macao and overseas Chinese.

**Urban Population and Rural Population** are categorized, in general, by the permanent residence of the population.

**Urban Population** refers to the population living in areas under the administration of city or town.

**Rural Population** refers to the population of counties excluding those living in towns of a county.

**City** refers to cities established with the approval of the central government.

**Town** refers to towns established with the approval of the governments of province, autonomous region, or municipality directly under the central government. Prior to 1963, a town was defined when it consisted of more than 2000 permanent residents, of which 50% or more were considered non-agricultural population; since 1964, the number of permanent residents for a town was raised to 3000, and the percentage of non-agricultural population to 70% or 2500 permanent residents with 85% of non-agricultural population. Further adjustment was made in 1984: a town is defined if the area is the location of county level government agency, or when the area has a population of below 20000 with 2000 non-agricultural population, or when the area has a population of more than 20000 with 10% or more of non-agricultural population, or when it is a remote area, mountainous area, small-size mining area, small harbor, tourism area, or border area with non-agricultural population of below 2000.

**Birth Rate (or Crude Birth Rate)** refers to the ratio of number of births to the average population during a certain period of time (usually a year), which is often presented as ‰. The following formula is used:

$$\text{Birth Rate} = \frac{\text{Number of Births}}{\text{Average Number of Population}} \times 1000\text{‰}$$

Number of Births refers to live births, i. e. for births when babies had showed any vital phenomena regardless of the length of pregnancy.

Average Number of Population is the average of the number of population at the beginning of the year and the end of the year and sometimes is substituted for with mid-year population.

**Death Rate (or Crude Death Rate)** refers to the ratio of number of deaths to the average population (or mid-year population) during a certain period of time (usually a year), which is often presented as ‰. The following formula is used:

$$\text{Death Rate} = \frac{\text{Number of Deaths}}{\text{Average Number of Population}} \times 1000\text{‰}$$

**Natural Growth Rate of Population** refers to the ratio of natural increase in population (number of births minus number of deaths) in a certain period of time (usually a year) to the average population (or mid-year population) of the same period, which is often presented as ‰. The following formulae are applied:

$$\text{Natural Growth of Population} = \frac{\text{Number of Births} - \text{Number of Deaths}}{\text{Average Number of Population}} \times 1000‰$$

$$\text{Natural Growth Rate of Population} = \text{Birth Rate} - \text{Death Rate}$$

**Employed Population** refers to population of 15 or above engaging in social labor which generates income.

**Unemployed Population** refers to population of 15 or above not engaging in any social labor which generates income, including students enrolled in schools, house labors, students waiting for entering higher level of education, urban job seekers, retirees, job quitters, disabled, etc.

**Social Dependency Ratio** refers to the ratio of number of dependents to total social labor, which is calculated as follows:

$$\text{Social Dependency Ratio} = \frac{\text{Number of Dependents}}{\text{Total Social Labor}} \times 100\%$$

**Dependency Ratio of the Aged** refers to the ratio of the number of the aged population to the total social labor, which is calculated as follows:

$$\text{Dependency Ratio of the Aged} = \frac{\text{Number of the Aged Population}}{\text{Total Social Labor}} \times 100\%$$

**Dependency Ratio of the Young Population** refers to the ratio of the number of the young population to the total social labor, which is calculated as follows:

$$\text{Dependency Ratio of the Young Population} = \frac{\text{Number of the Young Population}}{\text{Total Social Labor}} \times 100\%$$



# 四 从业人员和职工工资

EMPLOYMENT AND WAGE

---

---



4-1 按三次产业分的从业人员  
EMPLOYMENT BY TYPE OF INDUSTRY

| (年底)        |                | (year-end)                       |                               |                              |                              |                               |                              |      |
|-------------|----------------|----------------------------------|-------------------------------|------------------------------|------------------------------|-------------------------------|------------------------------|------|
| 年 份<br>Year | 地 区<br>Region  | 合 计<br>(万人)<br>Total<br>(10 000) |                               |                              | 构成 Percentage (合计 total=100) |                               |                              |      |
|             |                | 第一产业<br>Primary<br>Industry      | 第二产业<br>Secondary<br>Industry | 第三产业<br>Tertiary<br>Industry | 第一产业<br>Primary<br>Industry  | 第二产业<br>Secondary<br>Industry | 第三产业<br>Tertiary<br>Industry |      |
| 1952        |                | 20 729                           | 17 316                        | 1 528                        | 1 885                        | 83.5                          | 7.4                          | 9.1  |
| 1957        |                | 23 771                           | 19 300                        | 2 115                        | 2 356                        | 81.2                          | 8.9                          | 9.9  |
| 1962        |                | 25 910                           | 21 259                        | 2 033                        | 2 618                        | 82.0                          | 7.8                          | 10.1 |
| 1965        |                | 28 670                           | 23 372                        | 2 376                        | 2 922                        | 81.5                          | 8.3                          | 10.2 |
| 1970        |                | 34 432                           | 27 786                        | 3 479                        | 3 167                        | 80.7                          | 10.1                         | 9.2  |
| 1975        |                | 38 168                           | 29 415                        | 5 075                        | 3 678                        | 77.1                          | 13.3                         | 9.6  |
| 1978        |                | 40 152                           | 28 313                        | 6 970                        | 4 869                        | 70.5                          | 17.4                         | 12.1 |
| 1980        |                | 42 361                           | 29 117                        | 7 736                        | 5 508                        | 68.7                          | 18.3                         | 13.0 |
| 1983        |                | 46 436                           | 31 145                        | 8 711                        | 6 580                        | 67.1                          | 18.8                         | 14.2 |
| 1984        |                | 48 197                           | 30 862                        | 9 622                        | 7 713                        | 64.0                          | 20.0                         | 16.0 |
| 1985        |                | 49 873                           | 31 105                        | 10 418                       | 8 350                        | 62.4                          | 20.9                         | 16.7 |
| 1986        |                | 51 282                           | 31 212                        | 11 251                       | 8 819                        | 60.9                          | 21.9                         | 17.2 |
| 1987        |                | 52 783                           | 31 614                        | 11 762                       | 9 407                        | 59.9                          | 22.3                         | 17.8 |
| 1988        |                | 54 334                           | 32 197                        | 12 188                       | 9 949                        | 59.3                          | 22.4                         | 18.3 |
| 1989        |                | 55 329                           | 33 170                        | 12 012                       | 10 147                       | 60.0                          | 21.7                         | 18.3 |
| 1990        |                | 56 740                           | 34 049                        | 12 158                       | 10 533                       | 60.0                          | 21.4                         | 18.6 |
| 1991        |                | 58 360                           | 34 876                        | 12 469                       | 11 015                       | 59.8                          | 21.4                         | 18.9 |
| 1992        |                | 59 432                           | 34 769                        | 12 921                       | 11 742                       | 58.5                          | 21.7                         | 19.8 |
| 1993        |                | 60 220                           | 33 966                        | 13 517                       | 12 737                       | 56.4                          | 22.4                         | 21.2 |
| 北 京         | Beijing        | 659                              | 78                            | 278                          | 286                          | 11.8                          | 42.2                         | 43.4 |
| 天 津         | Tianjin        | 478                              | 89                            | 235                          | 144                          | 18.6                          | 49.1                         | 30.2 |
| 河 北         | Hebei          | 3 241                            | 1 857                         | 772                          | 587                          | 57.3                          | 23.8                         | 18.1 |
| 山 西         | Shanxi         | 1 414                            | 642                           | 419                          | 331                          | 45.4                          | 29.7                         | 23.4 |
| 内 蒙 古       | Inner Mongolia | 999                              | 534                           | 213                          | 219                          | 53.5                          | 21.3                         | 22.0 |
| 辽 宁         | Liaoning       | 1 952                            | 631                           | 780                          | 470                          | 32.3                          | 40.0                         | 24.1 |
| 吉 林         | Jilin          | 1 230                            | 578                           | 344                          | 263                          | 46.9                          | 27.9                         | 21.4 |
| 黑 龙 江       | Heilongjiang   | 1 492                            | 569                           | 523                          | 337                          | 38.1                          | 35.0                         | 22.6 |
| 上 海         | Shanghai       | 740                              | 68                            | 407                          | 252                          | 9.2                           | 55.0                         | 34.0 |
| 江 苏         | Jiangsu        | 3 743                            | 1 657                         | 1 247                        | 802                          | 44.3                          | 33.3                         | 21.4 |
| 浙 江         | Zhejiang       | 2 659                            | 1 248                         | 782                          | 578                          | 46.9                          | 29.4                         | 21.7 |
| 安 徽         | Anhui          | 3 049                            | 1 961                         | 501                          | 535                          | 64.3                          | 16.4                         | 17.6 |
| 福 建         | Fujian         | 1 521                            | 820                           | 341                          | 315                          | 53.9                          | 22.4                         | 20.7 |
| 江 西         | Jiangxi        | 1 893                            | 1 089                         | 341                          | 420                          | 57.5                          | 18.0                         | 22.2 |
| 山 东         | Shandong       | 4 473                            | 2 610                         | 1 044                        | 772                          | 58.4                          | 23.3                         | 17.3 |
| 河 南         | Henan          | 4 481                            | 2 915                         | 790                          | 725                          | 65.0                          | 17.6                         | 16.2 |
| 湖 北         | Hubei          | 2 607                            | 1 479                         | 542                          | 544                          | 56.7                          | 20.8                         | 20.9 |
| 湖 南         | Hunan          | 3 361                            | 2 206                         | 512                          | 583                          | 65.6                          | 15.2                         | 17.3 |
| 广 东         | Guangdong      | 3 480                            | 1 497                         | 923                          | 917                          | 43.0                          | 26.5                         | 26.3 |
| 广 西         | Guangxi        | 2 277                            | 1 594                         | 249                          | 394                          | 70.0                          | 10.9                         | 17.3 |
| 海 南         | Hainan         | 320                              | 208                           | 33                           | 59                           | 65.1                          | 10.4                         | 18.5 |
| 四 川         | Sichuan        | 6 221                            | 4 148                         | 957                          | 1 054                        | 66.7                          | 15.4                         | 16.9 |
| 贵 州         | Guizhou        | 1 770                            | 1 374                         | 162                          | 208                          | 77.6                          | 9.2                          | 11.8 |
| 云 南         | Yunnan         | 2 106                            | 1 630                         | 201                          | 255                          | 77.4                          | 9.6                          | 12.1 |
| 西 藏         | Tibet          | 113                              | 88                            | 5                            | 17                           | 77.3                          | 4.0                          | 14.8 |
| 陕 西         | Shaanxi        | 1 718                            | 1 061                         | 328                          | 305                          | 61.8                          | 19.1                         | 17.7 |
| 甘 肃         | Gansu          | 1 131                            | 692                           | 194                          | 231                          | 61.1                          | 17.1                         | 20.4 |
| 青 海         | Qinghai        | 217                              | 131                           | 41                           | 41                           | 60.2                          | 18.6                         | 18.8 |
| 宁 夏         | Ningxia        | 230                              | 140                           | 43                           | 43                           | 61.0                          | 18.8                         | 18.5 |
| 新 疆         | Xinjiang       | 646                              | 375                           | 119                          | 127                          | 58.0                          | 18.4                         | 19.6 |

注：各地区按产业分的从业人员中不含城镇私营及个体人数。

a) Figures for employment by type of industry include private-owned in cities and towns and individuals.

## 4-2 按城乡分的从业人员

(年底) 单位: 万人

| 年 份 地 区<br>Year Region | 合 计<br>Total | 城 镇<br>Urban     |  |   |   |   |  |
|------------------------|--------------|------------------|--|---|---|---|--|
|                        |              | 小 计<br>Sub-total | 国有经济<br>单 位<br>Staff and<br>Workers in<br>State-Owned<br>Units | 集体经济<br>单 位<br>Staff and<br>Workers in<br>Collective-<br>Owned<br>Units | 联营经济<br>单 位<br>Joint<br>Management<br>Economic<br>Units | 股份制经济<br>单 位<br>Stock<br>Ownership<br>Economic<br>Units | 外商投资<br>经济单位<br>Run by<br>Foreign<br>Funded<br>Economic<br>Units |
| 1952                   | 20 729       | 2 486            | 1 580  | 23  |   |   |  |
| 1957                   | 23 771       | 3 205            | 2 451  | 650   |   |   |  |
| 1962                   | 25 910       | 4 537            | 3 309  | 1 012   |   |   |  |
| 1965                   | 28 670       | 5 136            | 3 738  | 1 227   |   |   |  |
| 1970                   | 34 432       | 6 312            | 4 792  | 1 424   |   |   |  |
| 1975                   | 38 168       | 8 222            | 6 426  | 1 772   |   |   |  |
| 1978                   | 40 152       | 9 514            | 7 451  | 2 048   |   |   |  |
| 1980                   | 42 361       | 10 525           | 8 019  | 2 425   |   |   |  |
| 1983                   | 46 436       | 11 746           | 8 771  | 2 744   |   |   |  |
| 1984                   | 48 197       | 12 229           | 8 637  | 3 216   | 37  |   |  |
| 1985                   | 49 873       | 12 808           | 8 990  | 3 324   | 38  |   | 6  |
| 1986                   | 51 282       | 13 293           | 9 333  | 3 421   | 43  |   | 12   |
| 1987                   | 52 783       | 13 783           | 9 654  | 3 488   | 50  |   | 20   |
| 1988                   | 54 334       | 14 267           | 9 984  | 3 527   | 63  |   | 29   |
| 1989                   | 55 329       | 14 390           | 10 108   | 3 502   | 82  |   | 43   |
| 1990                   | 56 740       | 14 730           | 10 346   | 3 549   | 96  |   | 62   |
| 1991                   | 58 360       | 15 268           | 10 664   | 3 628   | 49  |   | 96   |
| 1992                   | 59 432       | 15 630           | 10 889   | 3 621   | 56  |   | 138  |
| 1993                   | 60 220       | 15 964           | 10 920   | 3 393   | 66  | 164   | 133  |
| 北 京 Beijing            | 659.2        | 483.2            | 361.1  | 79.6  | 2.8   | 3.6   | 11.0   |
| 天 津 Tianjin            | 477.5        | 303.2            | 206.5  | 70.9  | 3.5   | 3.7   | 5.4  |
| 河 北 Hebei              | 3 240.6      | 728.8            | 538.7  | 151.4   | 1.3   | 4.1   | 3.8  |
| 山 西 Shanxi             | 1 413.8      | 483.7            | 360.4  | 96.8  | 0.3   | 1.0   | 1.2  |
| 内 蒙 Inner Mongolia     | 998.6        | 424.6            | 301.1  | 87.4  | 0.3   | 1.1   | 1.1  |
| 辽 宁 Liaoning           | 1 951.6      | 1 098.3          | 678.8  | 313.7   | 9.1   | 14.6  | 6.2  |
| 吉 林 Jilin              | 1 230.2      | 591.4            | 382.3  | 152.4   | 0.2   | 5.2   | 3.6  |
| 黑 龙 Heilongjiang       | 1 492.4      | 928.2            | 645.0  | 208.2   | 0.4   | 5.4   | 2.6  |
| 上 海 Shanghai           | 740.3        | 505.3            | 354.3  | 84.7  | 5.2   | 27.1  | 13.1   |
| 江 苏 Jiangsu            | 3 743.3      | 954.0            | 576.3  | 293.6   | 15.0  | 9.6   | 11.9   |
| 浙 江 Zhejiang           | 2 659.4      | 553.8            | 300.5  | 176.1   | 3.8   | 5.0   | 8.6  |
| 安 徽 Anhui              | 3 048.8      | 546.5            | 358.5  | 132.1   | 0.6   | 1.4   | 1.4  |
| 福 建 Fujian             | 1 520.7      | 389.4            | 220.5  | 71.3  | 4.6   | 5.2   | 18.0   |
| 江 西 Jiangxi            | 1 893.1      | 455.4            | 327.4  | 80.3  | 0.3   | 1.5   | 1.0  |
| 山 东 Shandong           | 4 472.5      | 903.5            | 619.5  | 213.4   | 1.4   | 10.7  | 6.7  |
| 河 南 Henan              | 4 481.4      | 823.4            | 599.3  | 161.8   | 1.1   | 3.3   | 3.4  |
| 湖 北 Hubei              | 2 606.5      | 783.5            | 559.5  | 163.9   | 1.2   | 10.8  | 1.9  |
| 湖 南 Hunan              | 3 361.3      | 649.3            | 454.3  | 126.7   | 0.3   | 4.2   | 1.5  |
| 广 东 Guangdong          | 3 479.6      | 1 022.2          | 566.6  | 199.8   | 8.7   | 18.4  | 21.2   |
| 广 西 Guangxi            | 2 277.1      | 385.4            | 287.9  | 48.4  | 0.5   | 3.5   | 3.1  |
| 海 南 Hainan             | 320.2        | 121.6            | 90.3   | 7.1   | 0.7   | 1.1   | 0.9  |
| 四 川 Sichuan            | 6 221.2      | 1 048.2          | 740.7  | 220.5   | 1.5   | 18.6  | 1.4  |
| 贵 州 Guizhou            | 1 769.9      | 245.2            | 185.2  | 32.6  | 0.5   | 0.1   | 0.7  |
| 云 南 Yunnan             | 2 105.5      | 329.5            | 261.5  | 46.7  | 0.4   | 1.1   | 0.3  |
| 西 藏 Tibet              | 113.2        | 21.6             | 16.1   | 1.1   |   |   | 0.1  |
| 陕 西 Shaanxi            | 1 717.5      | 421.9            | 325.6  | 65.7  | 1.8   | 2.2   | 1.4  |
| 甘 肃 Gansu              | 1 131.3      | 273.8            | 209.6  | 46.6  | 0.1   | 0.7   | 0.6  |
| 青 海 Qinghai            | 217.3        | 71.3             | 56.6   | 9.4   |   | ...   |  |
| 宁 夏 Ningxia            | 229.9        | 75.9             | 60.7   | 10.6  | 0.2   | 0.1   | 0.1  |
| 新 疆 Xinjiang           | 646.4        | 342.5            | 275.4  | 39.9  | 0.2   | 0.3   | 0.8  |

EMPLOYMENT BY URBAN AND RURAL

(year-end) (10 000)

| Urban  |                               |                                |                   | 乡 村 Rural        |  |                                |                    |
|--|-------------------------------|--------------------------------|-------------------|------------------|--|--------------------------------|--------------------|
| 港澳台投资<br>经济单位<br>HongKong<br>Macao and<br>Taiwan Chinese<br>Funded<br>Economic Units | 其他经济<br>单 位<br>Other<br>Units | 私营企业<br>Private<br>Enterprises | 个 体<br>Individual | 小 计<br>Sub-total | 乡镇企业<br>Township<br>and Village<br>Enterprises | 私营企业<br>Private<br>Enterprises | 个 体<br>Individuals |
|  |                               |                                | 383               | 18 243           |  |                                |                    |
|  |                               |                                | 104               | 20 566           |  |                                |                    |
|  |                               |                                | 216               | 21 373           |  |                                |                    |
|  |                               |                                | 171               | 23 534           |  |                                |                    |
|  |                               |                                | 96                | 28 120           |  |                                |                    |
|  |                               |                                | 24                | 29 946           |  |                                |                    |
|  |                               |                                | 15                | 30 638           | 2 827  |                                |                    |
|  |                               |                                | 81                | 31 836           | 3 000  |                                |                    |
|  |                               |                                | 231               | 34 690           | 3 235  |                                |                    |
|  |                               |                                | 339               | 35 968           | 5 208  |                                |                    |
|  | ...                           |                                | 450               | 37 065           | 6 979  |                                |                    |
| 1  | ...                           |                                | 483               | 37 990           | 7 937  |                                |                    |
| 1  | 1                             |                                | 569               | 39 000           | 8 805  |                                |                    |
| 2  | 3                             |                                | 659               | 40 067           | 9 545  |                                |                    |
| 4  | 3                             |                                | 648               | 40 939           | 9 367  |                                |                    |
| 4  | 2                             | 57                             | 614               | 42 010           | 9 265  | 113                            | 1 491              |
| 69   | 2                             | 68                             | 692               | 43 093           | 9 609  | 116                            | 1 616              |
| 83   | 5                             | 98                             | 740               | 43 802           | 10 625   | 134                            | 1 728              |
| 155  | 18                            | 186                            | 930               | 44 256           | 12 345   | 187                            | 2 010              |
| 6.4  | 1.4                           | 3.7                            | 13.6              | 176.0            | 125.4  | 2.4                            | 19.8               |
| 3.3  | 0.1                           | 2.7                            | 7.1               | 174.3            | 97.1   | 4.3                            | 11.8               |
| 4.4  | 0.1                           | 2.9                            | 22.1              | 2 511.8          | 743.3  | 14.2                           | 194.7              |
| 2.6  |                               | 4.5                            | 16.9              | 930.1            | 347.7  | 10.6                           | 71.4               |
| 1.0  | 0.1                           | 3.8                            | 28.7              | 574.0            | 145.4  | 1.4                            | 17.8               |
| 5.0  | 0.2                           | 13.1                           | 57.6              | 853.3            | 434.0  | 9.8                            | 49.9               |
| 0.5  | 1.1                           | 4.4                            | 41.7              | 638.8            | 191.7  | 1.4                            | 19.1               |
| 0.7  | 2.5                           | 3.7                            | 59.7              | 564.2            | 205.1  | 0.8                            | 21.3               |
| 7.3  | 0.5                           | 5.1                            | 8.0               | 235.0            | 147.2  | 6.5                            | 10.0               |
| 8.5  | 2.0                           | 7.0                            | 30.1              | 2 789.3          | 947.4  | 10.3                           | 142.1              |
| 8.2  | 0.1                           | 13.0                           | 38.5              | 2 105.6          | 667.1  | 16.5                           | 158.6              |
| 0.9  | 0.1                           | 4.0                            | 47.5              | 2 502.3          | 637.3  | 3.6                            | 85.5               |
| 21.2   | 4.1                           | 11.3                           | 33.2              | 1 131.3          | 406.3  | 9.4                            | 51.8               |
| 1.7  | 0.2                           | 3.2                            | 39.8              | 1 437.7          | 339.5  | 3.7                            | 70.6               |
| 5.2  | 0.2                           | 9.4                            | 37.0              | 3 569.0          | 1 350.8  | 18.9                           | 276.8              |
| 1.3  | 1.1                           | 3.9                            | 48.2              | 3 658.0          | 1 155.3  | 11.6                           | 112.2              |
| 3.9  | 0.2                           | 5.7                            | 36.4              | 1 823.0          | 519.8  | 2.6                            | 79.0               |
| 1.8  | 0.1                           | 6.9                            | 53.5              | 2 712.0          | 593.5  | 6.1                            | 103.6              |
| 62.9   | 2.3                           | 39.5                           | 102.8             | 2 457.4          | 915.5  | 24.7                           | 116.3              |
| 1.5  | 0.3                           | 3.6                            | 36.6              | 1 891.7          | 366.4  | 3.5                            | 59.8               |
| 1.2  | 0.9                           | 9.6                            | 9.8               | 198.6            | 35.2   | 0.8                            | 7.5                |
| 2.5  | 0.3                           | 8.7                            | 54.0              | 5 173.0          | 1 033.6  | 7.4                            | 144.2              |
| 0.3  | 0.3                           | 4.4                            | 21.1              | 1 524.7          | 153.5  | 2.7                            | 21.4               |
| 0.3  | ...                           | 1.4                            | 17.8              | 1 776.0          | 195.6  | 2.0                            | 46.9               |
|  |                               | 0.1                            | 4.2               | 91.6             |  |                                | 2.4                |
| 0.8  | 0.2                           | 3.3                            | 20.9              | 1 295.6          | 317.1  | 5.7                            | 50.1               |
| 0.9  | ...                           | 2.6                            | 12.7              | 857.5            | 166.5  | 2.7                            | 35.4               |
| 0.1  |                               | 0.6                            | 4.6               | 146.0            | 15.7   | 0.5                            | 3.0                |
| 0.2  |                               | 0.8                            | 3.2               | 154.0            | 32.3   | 0.5                            | 5.9                |
| 0.6  | ...                           | 3.1                            | 22.2              | 303.9            | 60.1   | 1.8                            | 20.8               |



## 4-3 分行业从业人员

(年底) 单位: 万人

| 年份   | 地区             | 合计      | 农、林、<br>牧、渔业  | 采掘业        | 制造业                | 电力、煤气和<br>水生产供应业  | 建筑业               | 地质勘查业<br>水利管理业  |
|------|----------------|---------|---|------------|--------------------|---|-------------------|---|
| Year | Region         | Total   | Farming,<br>Forestry,<br>Animal<br>Husbandry<br>and Fishery | Excavation | Manufac-<br>turing | Power<br>Generation,<br>Gas and Water<br>Production<br>and Supply | Construc-<br>tion | Geological<br>Prospecting<br>and Water<br>Conservancy |
| 1978 |                | 40 152  | 28 318  | 652        | 5 332              | 107   | 854               | 178   |
| 1979 |                | 41 024  | 28 634  | 670        | 5 516              | 112   | 916               | 185   |
| 1980 |                | 42 361  | 29 122  | 697        | 5 899              | 118   | 993               | 188   |
| 1981 |                | 43 725  | 29 777  | 728        | 6 122              | 125   | 1 028             | 188   |
| 1982 |                | 45 295  | 30 859  | 747        | 6 329              | 128   | 1 142             | 191   |
| 1983 |                | 46 436  | 31 151  | 758        | 6 508              | 131   | 1 282             | 193   |
| 1984 |                | 48 197  | 30 868  | 767        | 7 029              | 134   | 1 660             | 197   |
| 1985 |                | 49 873  | 31 130  | 795        | 7 412              | 142   | 2 035             | 197   |
| 1986 |                | 51 282  | 31 254  | 809        | 8 019              | 152   | 2 236             | 197   |
| 1987 |                | 52 783  | 31 663  | 819        | 8 359              | 164   | 2 384             | 200   |
| 1988 |                | 54 334  | 32 249  | 832        | 8 652              | 177   | 2 491             | 204   |
| 1989 |                | 55 329  | 33 225  | 842        | 8 547              | 180   | 2 407             | 199   |
| 1990 |                | 56 740  | 34 117  | 882        | 8 624              | 192   | 2 424             | 197   |
| 1991 |                | 58 360  | 34 956  | 905        | 8 839              | 203   | 2 482             | 199   |
| 1992 |                | 59 432  | 34 795  | 898        | 9 106              | 215   | 2 660             | 202   |
| 1993 |                | 60 220  | 33 966  | 932        | 9 295              | 240   | 3 050             | 144   |
| 北京   | Beijing        | 659.2   | 77.6  | 4.6        | 193.1              | 4.7   | 75.7              | 3.9   |
| 天津   | Tianjin        | 477.5   | 89.0  | 9.8        | 191.7              | 3.2   | 29.8              | 1.7   |
| 河北   | Hebei          | 3 240.6 | 1 856.6   | 50.8       | 516.9              | 14.0  | 189.9             | 12.6  |
| 山西   | Shanxi         | 1 413.8 | 641.7   | 75.3       | 261.9              | 8.7   | 73.5              | 4.6   |
| 内蒙古  | Inner Mongolia | 998.6   | 533.8   | 43.0       | 118.6              | 8.4   | 43.1              | 5.0   |
| 辽宁   | Liaoning       | 1 951.6 | 630.9   | 68.8       | 540.4              | 15.5  | 155.5             | 5.8   |
| 吉林   | Jilin          | 1 230.2 | 577.5   | 54.6       | 229.7              | 7.9   | 51.6              | 5.2   |
| 黑龙江  | Heilongjiang   | 1 492.4 | 569.0   | 148.9      | 289.4              | 11.8  | 72.8              | 4.8   |
| 上海   | Shanghai       | 740.3   | 68.2  | 0.1        | 370.6              | 7.1   | 29.3              | 2.0   |
| 江苏   | Jiangsu        | 3 743.3 | 1 656.7   | 30.0       | 953.8              | 11.2  | 252.3             | 7.0   |
| 浙江   | Zhejiang       | 2 659.4 | 1 248.1   | 5.7        | 641.4              | 7.4   | 127.4             | 3.5   |
| 安徽   | Anhui          | 3 048.8 | 1 961.4   | 31.8       | 322.1              | 6.4   | 140.3             | 5.4   |
| 福建   | Fujian         | 1 520.7 | 820.1   | 9.4        | 234.6              | 5.4   | 91.6              | 2.5   |
| 江西   | Jiangxi        | 1 893.1 | 1 088.6   | 29.3       | 239.0              | 7.1   | 66.0              | 5.2   |
| 山东   | Shandong       | 4 472.5 | 2 610.2   | 73.1       | 673.1              | 14.9  | 282.9             | 6.7   |
| 河南   | Henan          | 4 481.4 | 2 914.7   | 59.4       | 490.4              | 16.0  | 224.0             | 7.5   |
| 湖北   | Hubei          | 2 606.5 | 1 478.7   | 11.5       | 399.5              | 11.3  | 119.3             | 8.1   |
| 湖南   | Hunan          | 3 361.3 | 2 206.3   | 29.2       | 353.4              | 8.7   | 120.3             | 6.9   |
| 广东   | Guangdong      | 3 479.6 | 1 497.4   | 14.4       | 645.5              | 12.9  | 250.3             | 6.5   |
| 广西   | Guangxi        | 2 277.1 | 1 593.8   | 13.1       | 156.4              | 5.9   | 73.3              | 4.6   |
| 海南   | Hainan         | 320.2   | 208.4   | 2.8        | 17.7               | 1.5   | 11.3              | 0.6   |
| 四川   | Sichuan        | 6 221.2 | 4 148.0   | 55.4       | 605.3              | 16.5  | 279.7             | 7.1   |
| 贵州   | Guizhou        | 1 769.9 | 1 373.8   | 10.0       | 114.4              | 3.9   | 34.1              | 2.1   |
| 云南   | Yunnan         | 2 105.5 | 1 630.0   | 16.7       | 123.2              | 4.5   | 56.7              | 4.1   |
| 西藏   | Tibet          | 113.2   | 87.5  | 0.3        | 1.9                | 0.5   | 1.8               | 0.3   |
| 陕西   | Shaanxi        | 1 717.5 | 1 060.8   | 21.2       | 217.4              | 5.4   | 83.6              | 5.7   |
| 甘肃   | Gansu          | 1 131.3 | 691.5   | 20.5       | 114.8              | 4.4   | 54.1              | 5.4   |
| 青海   | Qinghai        | 217.3   | 130.9   | 5.1        | 23.6               | 1.1   | 10.7              | 2.0   |
| 宁夏   | Ningxia        | 229.9   | 140.2   | 8.0        | 24.2               | 1.4   | 9.7               | 1.9   |
| 新疆   | Xinjiang       | 646.4   | 375.1   | 22.3       | 63.6               | 4.4   | 28.9              | 4.6   |

注: 各地区按行业分的从业人员中不含城镇私营及个体人数。

## EMPLOYMENT BY SECTOR

(year-end) (10 000)

| 交通运输仓储<br>和邮电通信业<br>Transporta-<br>tion,<br>Storage,<br>Post and<br>Telecom-<br>munications<br>Services | 批发零售贸易<br>和餐饮业<br>Wholesale,<br>Retail<br>Trade<br>and Food<br>Services | 金融、<br>保险业<br>Banking<br>and<br>Insurance | 房地产业<br>Real<br>Estate<br>Management | 社会<br>服务业<br>Social<br>Services | 卫生体育和<br>社会福利业<br>Health<br>Care,<br>Sports and<br>Social<br>Welfare | 教育、文化<br>艺术和广播<br>电影电视业<br>Education,<br>Culture,<br>Art, Radio,<br>Film and<br>Television | 科学研究<br>和综合技术<br>服务事业<br>Scientific<br>Research<br>and<br>Polytech-<br>nical<br>Services | 国家机关、<br>政党机关和<br>社会团体<br>Government<br>Agencies,<br>Party<br>Agencies<br>and Social<br>Organizations | 其他<br>Other |
|---|---|---|--------------------------------------|---------------------------------|--|--|--|---|-------------|
| 750   | 1 140   | 76  | 31                                   | 179                             | 363  | 1 093  | 92   | 467   | 521         |
| 781   | 1 232   | 86  | 34                                   | 210                             | 386  | 1 131  | 100  | 505   | 527         |
| 805   | 1 363   | 99  | 37                                   | 276                             | 389  | 1 147  | 113  | 527   | 588         |
| 844   | 1 491   | 107                                       | 38                                   | 305                             | 375  | 1 095  | 127  | 556   | 819         |
| 878   | 1 576   | 113                                       | 38                                   | 322                             | 399  | 1 128  | 132  | 611   | 702         |
| 936   | 1 732   | 117                                       | 37                                   | 367                             | 415  | 1 151  | 133  | 646   | 879         |
| 1 122   | 1 994   | 127                                       | 36                                   | 439                             | 435  | 1 204  | 137  | 743   | 1 305       |
| 1 279   | 2 306   | 138                                       | 36                                   | 401                             | 467  | 1 273  | 144  | 799   | 1 319       |
| 1 376   | 2 413   | 152                                       | 38                                   | 466                             | 482  | 1 324  | 152  | 873   | 1 338       |
| 1 453   | 2 576   | 170                                       | 39                                   | 501                             | 496  | 1 375  | 158  | 925   | 1 502       |
| 1 521   | 2 743   | 194                                       | 42                                   | 534                             | 508  | 1 403  | 161  | 971   | 1 655       |
| 1 522   | 2 770   | 205                                       | 43                                   | 550                             | 518  | 1 426  | 165  | 1 022   | 1 709       |
| 1 566   | 2 839   | 218                                       | 44                                   | 594                             | 536  | 1 457  | 173  | 1 079   | 1 798       |
| 1 617   | 2 998   | 234                                       | 48                                   | 604                             | 553  | 1 497  | 179  | 1 136   | 1 910       |
| 1 674   | 3 209   | 248                                       | 54                                   | 643                             | 565  | 1 520  | 183  | 1 148   | 2 313       |
| 1 688   | 3 459   | 270                                       | 66                                   | 543                             | 416  | 1 210  | 173  | 1 030   | 3 740       |
| 24.7  | 55.4  | 5.1                                       | 4.2                                  | 41.5                            | 12.1   | 41.7   | 33.4   | 32.1  | 32.1        |
| 24.5  | 41.3  | 3.3                                       | 1.6                                  | 14.0                            | 7.5  | 18.9   | 4.3  | 15.0  | 12.2        |
| 95.7  | 146.4   | 16.8                                      | 2.0                                  | 15.7                            | 17.1   | 55.7   | 4.1  | 60.4  | 160.7       |
| 69.1  | 77.2  | 9.2                                       | 0.8                                  | 12.0                            | 10.8   | 36.9   | 3.6  | 37.3  | 69.9        |
| 33.6  | 60.7  | 7.3                                       | 0.8                                  | 10.0                            | 9.7  | 30.9   | 2.7  | 27.7  | 30.8        |
| 75.7  | 137.6   | 12.6                                      | 5.7                                  | 29.0                            | 21.6   | 54.5   | 8.2  | 46.0  | 73.0        |
| 38.2  | 83.5  | 8.3                                       | 3.3                                  | 14.9                            | 14.1   | 35.7   | 4.6  | 25.6  | 29.8        |
| 54.5  | 108.9   | 9.6                                       | 4.0                                  | 20.9                            | 15.9   | 40.5   | 5.8  | 39.0  | 33.2        |
| 37.6  | 57.9  | 4.6                                       | 4.3                                  | 29.3                            | 14.2   | 33.2   | 9.2  | 16.5  | 43.1        |
| 138.8   | 183.7   | 15.0                                      | 4.6                                  | 24.0                            | 25.5   | 78.5   | 8.3  | 44.8  | 272.0       |
| 80.9  | 140.0   | 11.6                                      | 2.2                                  | 14.3                            | 17.1   | 41.1   | 3.4  | 29.9  | 233.8       |
| 65.8  | 113.7   | 9.0                                       | 1.3                                  | 12.0                            | 13.6   | 44.7   | 3.3  | 40.3  | 226.1       |
| 46.4  | 69.0  | 7.0                                       | 1.4                                  | 8.9                             | 9.8  | 34.2   | 1.9  | 27.6  | 106.1       |
| 36.4  | 70.3  | 7.5                                       | 1.0                                  | 6.9                             | 12.3   | 37.5   | 3.5  | 30.2  | 209.3       |
| 117.7   | 201.0   | 18.7                                      | 3.3                                  | 20.9                            | 26.8   | 73.9   | 6.1  | 62.1  | 234.9       |
| 103.8   | 186.2   | 14.8                                      | 2.3                                  | 17.4                            | 24.8   | 63.4   | 5.3  | 69.1  | 230.1       |
| 73.8  | 145.7   | 13.9                                      | 2.7                                  | 17.3                            | 24.2   | 58.0   | 6.4  | 48.3  | 145.8       |
| 65.3  | 118.9   | 12.7                                      | 1.5                                  | 13.3                            | 19.0   | 54.8   | 5.1  | 48.2  | 237.2       |
| 115.8   | 212.6   | 22.2                                      | 11.1                                 | 32.8                            | 25.1   | 62.6   | 5.4  | 65.0  | 357.7       |
| 44.0  | 66.2  | 8.0                                       | 1.2                                  | 9.0                             | 13.9   | 45.9   | 4.1  | 30.8  | 166.4       |
| 8.7   | 15.2  | 2.0                                       | 0.7                                  | 2.7                             | 2.0  | 6.5  | 1.4  | 6.4   | 13.0        |
| 97.0  | 203.5   | 17.7                                      | 2.4                                  | 19.3                            | 29.7   | 94.5   | 10.9   | 75.3  | 496.1       |
| 22.6  | 36.2  | 5.0                                       | 0.6                                  | 4.7                             | 6.4  | 23.4   | 4.2  | 27.0  | 75.9        |
| 40.6  | 53.0  | 7.4                                       | 0.6                                  | 6.1                             | 10.5   | 40.7   | 3.2  | 34.0  | 55.0        |
| 2.9   | 2.0   | 0.4                                       |                                      | 0.6                             | 1.1  | 2.1  | 0.2  | 5.0   | 2.1         |
| 46.9  | 70.4  | 8.0                                       | 0.8                                  | 9.5                             | 11.3   | 36.5   | 9.2  | 31.9  | 74.6        |
| 28.2  | 41.1  | 4.8                                       | 0.5                                  | 6.4                             | 7.6  | 22.2   | 3.6  | 21.0  | 89.8        |
| 7.8   | 8.2   | 1.3                                       | 0.1                                  | 1.5                             | 2.0  | 5.4  | 0.8  | 6.3   | 5.4         |
| 7.7   | 9.4   | 1.5                                       | 0.1                                  | 1.7                             | 2.1  | 6.7  | 0.8  | 5.5   | 5.1         |
| 20.9  | 29.0  | 5.0                                       | 0.4                                  | 5.8                             | 7.7  | 24.6   | 2.3  | 21.0  | 5.6         |

a) Figures for employment by type of industry exclude private-owned in cities and towns and individuals.

## 4-4 分行业职工人数

(年底) 单位: 万人

| 年 份 地 区              | 合 计     | 农、林、<br>牧、渔业  | 采 掘 业      | 制 造 业              | 电力、煤气和<br>水生产供应业  | 建 筑 业             | 地质勘查业<br>水利管理业  |
|----------------------|---------|---|------------|--------------------|---|-------------------|---|
| Year Region          | Total   | Farming,<br>Forestry,<br>Animal<br>Husbandry<br>and Fishery | Excavation | Manufac-<br>turing | Power<br>Generation,<br>Gas and Water<br>Production<br>and Supply | Construc-<br>tion | Geological<br>Prospecting<br>and Water<br>Conservancy |
| 1978                 | 9 499   | 830   | 652        | 3 595              | 107   | 623               | 178   |
| 1979                 | 9 967   | 799   | 670        | 3 754              | 112   | 682               | 185   |
| 1980                 | 10 444  | 788   | 697        | 3 947              | 118   | 710               | 188   |
| 1981                 | 10 940  | 797   | 728        | 4 130              | 125   | 730               | 188   |
| 1982                 | 11 281  | 797   | 747        | 4 240              | 128   | 762               | 191   |
| 1983                 | 11 515  | 801   | 758        | 4 316              | 131   | 798               | 193   |
| 1984                 | 11 890  | 787   | 767        | 4 442              | 134   | 845               | 197   |
| 1985                 | 12 358  | 777   | 795        | 4 620              | 142   | 900               | 197   |
| 1986                 | 12 809  | 784   | 809        | 4 820              | 152   | 922               | 197   |
| 1987                 | 13 214  | 792   | 819        | 4 988              | 164   | 946               | 200   |
| 1988                 | 13 608  | 789   | 832        | 5 149              | 177   | 955               | 204   |
| 1989                 | 13 742  | 782   | 842        | 5 206              | 180   | 900               | 199   |
| 1990                 | 14 059  | 780   | 882        | 5 304              | 192   | 896               | 197   |
| 1991                 | 14 508  | 769   | 905        | 5 443              | 203   | 940               | 199   |
| 1992                 | 14 792  | 758   | 898        | 5 508              | 215   | 995               | 202   |
| 1993                 | 14 849  | 708   | 925        | 5 469              | 232   | 1 153             | 144   |
| 北 京 Beijing          | 465.9   | 4.6   | 4.6        | 141.1              | 4.7   | 64.7              | 3.9   |
| 天 津 Tianjin          | 293.4   | 2.5   | 9.8        | 137.3              | 3.2   | 20.9              | 1.7   |
| 河 北 Hebei            | 703.7   | 13.9  | 50.8       | 263.9              | 14.0  | 64.4              | 12.6  |
| 山 西 Shanxi           | 462.2   | 4.5   | 75.3       | 148.9              | 8.7   | 34.4              | 4.6   |
| 内 蒙 古 Inner Mongolia | 392.2   | 33.8  | 43.0       | 102.6              | 8.4   | 30.1              | 5.0   |
| 辽 宁 Liaoning         | 1 027.5 | 35.7  | 68.8       | 451.4              | 15.5  | 113.7             | 5.8   |
| 吉 林 Jilin            | 545.4   | 21.0  | 54.6       | 206.9              | 7.9   | 38.4              | 5.2   |
| 黑 龙 江 Heilongjiang   | 864.8   | 97.5  | 148.9      | 256.9              | 11.8  | 59.3              | 4.8   |
| 上 海 Shanghai         | 492.2   | 5.2   | 0.1        | 252.6              | 7.1   | 23.3              | 2.0   |
| 江 苏 Jiangsu          | 917.0   | 30.8  | 30.0       | 416.8              | 11.2  | 44.7              | 7.0   |
| 浙 江 Zhejiang         | 502.3   | 8.9   | 5.7        | 222.5              | 7.4   | 40.3              | 3.5   |
| 安 徽 Anhui            | 495.0   | 14.8  | 31.8       | 177.5              | 6.4   | 40.1              | 5.4   |
| 福 建 Fujian           | 344.8   | 12.5  | 9.4        | 141.8              | 5.4   | 29.7              | 2.5   |
| 江 西 Jiangxi          | 412.4   | 33.5  | 29.3       | 145.0              | 7.1   | 24.7              | 5.2   |
| 山 东 Shandong         | 857.1   | 13.2  | 73.1       | 342.1              | 14.9  | 44.9              | 6.7   |
| 河 南 Henan            | 771.2   | 12.7  | 59.4       | 267.4              | 16.0  | 47.0              | 7.5   |
| 湖 北 Hubei            | 741.4   | 56.7  | 11.5       | 287.5              | 11.3  | 48.3              | 8.1   |
| 湖 南 Hunan            | 588.9   | 38.3  | 29.2       | 209.4              | 8.7   | 35.3              | 6.9   |
| 广 东 Guangdong        | 879.9   | 32.6  | 14.4       | 322.3              | 12.9  | 83.1              | 6.5   |
| 广 西 Guangxi          | 345.1   | 21.0  | 13.1       | 100.0              | 5.9   | 25.8              | 4.6   |
| 海 南 Hainan           | 102.2   | 45.6  | 2.8        | 12.3               | 1.5   | 4.4               | 0.6   |
| 四 川 Sichuan          | 985.3   | 15.0  | 55.4       | 371.3              | 16.5  | 94.7              | 7.1   |
| 贵 州 Guizhou          | 219.7   | 3.9   | 10.0       | 71.0               | 3.9   | 21.5              | 2.1   |
| 云 南 Yunnan           | 310.3   | 24.0  | 16.7       | 82.2               | 4.5   | 22.7              | 4.1   |
| 西 藏 Tibet            | 17.3    | 0.9   | 0.3        | 1.2                | 0.5   | 1.2               | 0.3   |
| 陕 西 Shaanxi          | 397.6   | 6.1   | 21.2       | 156.8              | 5.4   | 32.9              | 5.7   |
| 甘 肃 Gansu            | 258.4   | 12.6  | 20.5       | 84.6               | 4.4   | 23.1              | 5.4   |
| 青 海 Qinghai          | 66.2    | 3.9   | 5.1        | 18.9               | 1.1   | 7.5               | 2.0   |
| 宁 夏 Ningxia          | 71.9    | 6.2   | 8.0        | 20.2               | 1.4   | 5.7               | 1.9   |
| 新 疆 Xinjiang         | 317.2   | 96.4  | 22.3       | 56.2               | 4.4   | 25.9              | 4.6   |

STAFF AND WORKERS BY SECTOR

(year-end) (10 000)

| 交通运输仓储<br>和邮电通信业<br>Transportation,<br>Storage,<br>Post and<br>Telecommunications<br>Services | 批发零售贸易<br>和餐饮业<br>Wholesale,<br>Retail<br>Trade<br>and Food<br>Services | 金融、<br>保险业<br>Banking<br>and<br>Insurance | 房地产业<br>Real<br>Estate<br>Management | 社会<br>服务业<br>Social<br>Services | 卫生体育和<br>社会福利业<br>Health<br>Care,<br>Sports and<br>Social<br>Welfare | 教育、文化<br>艺术和广播<br>电影电视业<br>Education,<br>Culture,<br>Art, Radio,<br>Film and<br>Television | 科学研究<br>和综合技术<br>服务事业<br>Scientific<br>Research<br>and<br>Polytechnical<br>Services | 国家机关、<br>政党机关和<br>社会团体<br>Government<br>Agencies,<br>Party<br>Agencies<br>and Social<br>Organizations | 其他<br>Other |
|---|---|---|--------------------------------------|---------------------------------|--|--|---|---|-------------|
| 669   | 1 079   | 65  | 31                                   | 166                             | 247  | 736  | 92  | 430   |             |
| 699   | 1 161   | 75  | 34                                   | 191                             | 269  | 769  | 100   | 468   |             |
| 714   | 1 239   | 89  | 37                                   | 218                             | 287  | 817  | 105   | 490   |             |
| 741   | 1 337   | 97  | 38                                   | 239                             | 302  | 857  | 111   | 520   |             |
| 761   | 1 388   | 102                                       | 38                                   | 253                             | 311  | 868  | 118   | 577   |             |
| 771   | 1 424   | 106                                       | 37                                   | 268                             | 322  | 878  | 121   | 591   |             |
| 793   | 1 454   | 115                                       | 36                                   | 276                             | 335  | 915  | 125   | 669   |             |
| 823   | 1 518   | 126                                       | 36                                   | 271                             | 342  | 962  | 131   | 718   |             |
| 846   | 1 544   | 138                                       | 38                                   | 289                             | 354  | 1 008  | 137   | 770   |             |
| 860   | 1 578   | 154                                       | 39                                   | 304                             | 365  | 1 059  | 142   | 805   |             |
| 874   | 1 643   | 174                                       | 42                                   | 318                             | 375  | 1 091  | 144   | 843   |             |
| 874   | 1 675   | 184                                       | 43                                   | 327                             | 382  | 1 117  | 147   | 885   |             |
| 895   | 1 715   | 195                                       | 44                                   | 344                             | 392  | 1 143  | 152   | 929   |             |
| 916   | 1 786   | 208                                       | 48                                   | 369                             | 410  | 1 181  | 156   | 974   |             |
| 921   | 1 844   | 223                                       | 54                                   | 386                             | 421  | 1 212  | 159   | 996   |             |
| 826   | 1 796   | 239                                       | 66                                   | 422                             | 416  | 1 205  | 166   | 1 030   | 55          |
| 17.7  | 49.4  | 5.1                                       | 4.2                                  | 41.5                            | 12.1   | 41.7   | 33.4  | 32.1  | 5.1         |
| 17.3  | 35.2  | 3.1                                       | 1.6                                  | 14.0                            | 7.5  | 18.9   | 4.3   | 15.0  | 1.2         |
| 36.2  | 78.3  | 12.8                                      | 2.0                                  | 15.7                            | 17.1   | 55.7   | 4.1   | 60.4  | 1.7         |
| 25.9  | 50.8  | 7.4                                       | 0.8                                  | 12.0                            | 10.8   | 36.9   | 3.6   | 37.3  | 0.4         |
| 25.6  | 52.7  | 7.3                                       | 0.8                                  | 10.0                            | 9.7  | 30.9   | 2.7   | 27.7  | 1.8         |
| 50.8  | 107.3   | 11.9                                      | 5.7                                  | 29.0                            | 21.6   | 54.5   | 8.2   | 46.0  | 1.6         |
| 29.6  | 73.8  | 7.9                                       | 3.3                                  | 14.9                            | 14.1   | 35.7   | 4.6   | 25.6  | 2.2         |
| 44.3  | 96.9  | 8.8                                       | 4.0                                  | 20.9                            | 15.9   | 40.5   | 5.8   | 39.0  | 9.5         |
| 34.6  | 52.9  | 4.6                                       | 4.3                                  | 29.3                            | 14.2   | 33.2   | 9.2   | 16.5  | 3.1         |
| 56.1  | 120.5   | 12.9                                      | 4.6                                  | 24.0                            | 25.5   | 78.5   | 8.3   | 44.8  | 1.2         |
| 28.4  | 65.5  | 10.4                                      | 2.2                                  | 14.3                            | 17.1   | 41.1   | 3.4   | 29.9  | 1.6         |
| 27.4  | 65.0  | 7.8                                       | 1.3                                  | 12.0                            | 13.6   | 44.7   | 3.3   | 40.3  | 3.5         |
| 18.5  | 33.8  | 6.3                                       | 1.4                                  | 8.9                             | 9.8  | 34.2   | 1.9   | 27.6  | 0.9         |
| 21.5  | 48.0  | 6.7                                       | 1.0                                  | 6.9                             | 12.3   | 37.5   | 3.5   | 30.2  | 0.0         |
| 40.7  | 110.0   | 14.7                                      | 3.3                                  | 20.9                            | 26.8   | 73.9   | 6.1   | 62.1  | 3.9         |
| 44.8  | 115.2   | 14.8                                      | 2.3                                  | 17.4                            | 24.8   | 63.4   | 5.3   | 69.1  | 4.1         |
| 44.8  | 101.7   | 11.9                                      | 2.7                                  | 17.3                            | 24.2   | 58.0   | 6.4   | 48.3  | 2.8         |
| 33.3  | 74.9  | 9.7                                       | 1.5                                  | 13.3                            | 19.0   | 54.8   | 5.1   | 48.2  | 1.2         |
| 53.5  | 128.5   | 19.9                                      | 11.1                                 | 32.8                            | 25.1   | 62.6   | 5.4   | 65.0  | 4.2         |
| 24.0  | 37.8  | 7.3                                       | 1.2                                  | 9.0                             | 13.9   | 45.9   | 4.1   | 30.8  | 0.5         |
| 3.7   | 9.6   | 1.9                                       | 0.7                                  | 2.7                             | 2.0  | 6.5  | 1.4   | 6.4   | 0.2         |
| 54.0  | 122.5   | 15.7                                      | 2.4                                  | 19.3                            | 29.7   | 94.5   | 10.9  | 75.3  | 1.1         |
| 12.3  | 23.1  | 4.5                                       | 0.6                                  | 4.7                             | 6.4  | 23.4   | 4.2   | 27.0  | 1.0         |
| 18.6  | 36.0  | 6.4                                       | 0.6                                  | 6.1                             | 10.5   | 40.7   | 3.2   | 34.0  |             |
| 2.1   | 1.2   | 0.4                                       | 0.0                                  | 0.6                             | 1.1  | 2.1  | 0.2   | 5.0   |             |
| 20.8  | 42.4  | 6.5                                       | 0.8                                  | 9.5                             | 11.3   | 36.5   | 9.2   | 31.9  | 0.6         |
| 14.5  | 26.8  | 4.6                                       | 0.5                                  | 6.4                             | 7.6  | 22.2   | 3.6   | 21.0  | 0.6         |
| 4.5   | 5.8   | 1.3                                       | 0.1                                  | 1.5                             | 2.0  | 5.4  | 0.8   | 6.3   |             |
| 3.7   | 6.4   | 1.5                                       | 0.1                                  | 1.7                             | 2.1  | 6.7  | 0.8   | 5.5   | 0.1         |
| 16.5  | 23.5  | 4.7                                       | 0.4                                  | 5.8                             | 7.7  | 24.6   | 2.3   | 21.0  | 1.0         |

4-5 分细行业全部职工人数 (1993年底)  
TOTAL STAFF AND WORKERS BY SECTOR (END OF 1993)

单位:万人

(10 000)

| 项 目<br>Item  | 职工人数<br>Staff and Workers |  |  |                               |
|--|---------------------------|--|--|-------------------------------|
|  | 合 计<br>Total              | 国有经济<br>单位<br>State-<br>Owned<br>Units | 城镇集体<br>经济单位<br>Urban<br>Collective-<br>Owned<br>Units | 其他经济<br>单 位<br>Other<br>Units |
| <b>全国总计</b><br><b>National Total</b>   | <b>14 848.8</b>           | <b>10 920.1</b>                        | <b>3 393.0</b>   | <b>535.7</b>                  |
| <b>按隶属关系分组</b><br><b>Grouped by Administrative Relationship</b>                        |                           |  |  |                               |
| 中央<br>Under Central Government   |                           | 2 321.2                                |  |                               |
| 省、自治区、直辖市<br>Under Provincial Government   |                           | 2 024.2                                |  |                               |
| 地区<br>Under Prefectural Government   |                           | 2 763.2                                |  |                               |
| 县及县以下<br>At and Below County Level   |                           | 3 781.4                                |  |                               |
| 其他<br>Other  |                           | 30.1                                   |  |                               |
| <b>按企、事业和机关分组</b><br><b>Grouped by Enterprises, Institutions<br/>and Organizations</b> |                           |  |  |                               |
| 企业<br>Enterprises  | 11 436.0                  | 7 642.3                                | 3 258.9  | 534.9                         |
| #地方<br>Local   |                           | 5 647.2                                |  |                               |
| 事业<br>Institutions   | 2 426.5                   | 2 305.6                                | 120.3  | 0.6                           |
| #地方<br>Local   |                           | 2 011.5                                |  |                               |
| 机关<br>Organizations  | 986.2                     | 972.3                                  | 13.9   |                               |
| #地方<br>Local   |                           | 940.2                                  |  |                               |
| <b>按国民经济行业分组</b><br><b>Grouped by Sector</b>   |                           |  |  |                               |
| 农、林、牧、渔业<br>Farming, Forestry, Animal Husbandry and Fishery                            | 708.2                     | 672.3                                  | 33.8   | 2.2                           |
| 农业<br>Farming  | 413.1                     | 398.7                                  | 14.0   | 0.4                           |
| 林业<br>Forestry   | 100.7                     | 98.1                                   | 2.6  | ...                           |
| 畜牧业<br>Animal Husbandry  | 54.6                      | 51.8                                   | 1.4  | 1.4                           |
| 渔业<br>Fishery  | 21.2                      | 19.5                                   | 1.3  | 0.3                           |
| 农林牧渔服务业<br>Services  | 94.6                      | 80.5                                   | 14.0   | 0.1                           |
| 采掘业<br>Excavation  | 925.1                     | 834.4                                  | 88.8   | 1.8                           |
| 制造业<br>Manufacturing   | 5 468.6                   | 3 444.1                                | 1 594.9  | 429.6                         |
| 电力、煤气及水的生产和供应业<br>Power Generation, Gas and Water Production and Supply                | 232.0                     | 220.2                                  | 8.1  | 3.7                           |
| 建筑业<br>Construction  | 1 152.6                   | 662.8                                  | 478.7  | 11.1                          |
| 土木工程建筑业<br>Civil Engineering   | 1 005.6                   | 570.0                                  | 428.7  | 6.9                           |
| 线路管道和设备安装业<br>Installation of Pipelines, Power Lines and Equipment                     | 101.3                     | 69.6                                   | 30.7   | 1.0                           |
| 建筑物的装修装饰业<br>Installation of Decorations and Fixtures                                  | 23.1                      | 7.0                                    | 13.0   | 3.1                           |
| 地质勘查、水利管理业<br>Geological Prospecting and Water Conservancy                             | 143.6                     | 141.5                                  | 2.1  | ...                           |
| 地质勘查业<br>Geological Prospecting  | 89.5                      | 88.7                                   | 0.8  | ...                           |
| 水利管理业<br>Water Conservancy   | 50.1                      | 48.8                                   | 1.3  |                               |
| 交通运输、仓储及邮电<br>通信业<br>Transportation, Storage, Post and Telecommunications Services     | 825.7                     | 663.9                                  | 154.2  | 7.7                           |
| 铁路运输业<br>Railways  | 227.5                     | 219.6                                  | 7.8  | 0.1                           |
| 公路运输业<br>Highways  | 223.0                     | 144.4                                  | 74.8   | 3.9                           |
| 管道运输业<br>Pipelines   | 2.6                       | 2.6                                    |  | ...                           |
| 水上运输业<br>Waterways   | 87.4                      | 43.9                                   | 42.1   | 1.3                           |
| 航空运输业<br>Air Transportation  | 8.3                       | 8.0                                    | 0.1  | 0.2                           |
| 交通运输辅助业<br>Subsidiary Transportation   | 122.8                     | 98.4                                   | 23.2   | 1.2                           |
| 其他交通运输业<br>Other Transportation  | 3.5                       | 1.4                                    | 2.0  | ...                           |
| 仓储业<br>Storage   | 31.4                      | 28.7                                   | 2.3  | 0.4                           |
| 邮电通信业<br>Post and Telecommunications Services  | 100.7                     | 99.2                                   | 1.0  | 0.6                           |
| 批发零售贸易和餐饮业<br>Wholesale, Retail Trade and Food Services                                | 1 795.5                   | 1 013.9                                | 743.6  | 38.1                          |
| 食品饮料烟草和家庭用品批发业<br>Wholesale Food, Drink, Tobacco and Household Articles                | 556.0                     | 391.6                                  | 157.6  | 6.8                           |
| 能源材料和机械电子设备批发业<br>Wholesale Energy, Materials and Electronic Equipment                 | 242.2                     | 178.3                                  | 60.3   | 3.6                           |
| 其他批发业<br>Other Wholesale   | 104.1                     | 37.0                                   | 65.9   | 1.3                           |

续表 1 continued

单位:万人

(10 000)

| 项 目        | Item   | 职工人数 Staff and Workers |   |  |                               |
|------------|--|------------------------|---|--|-------------------------------|
|            |  | 合 计<br>Total           | 国有经济<br>单 位<br>State-<br>Owned<br>Units | 城镇集体<br>经济单位<br>Urban<br>Collective-<br>Owned<br>Units | 其他经济<br>单 位<br>Other<br>Units |
| 零售业        | Retail   | 772.5                  | 340.4                                   | 412.4  | 19.6                          |
| 商业经纪与代理    | Commercial Management and Agencies             | 3.0                    | 2.2                                     | 0.6  | 0.2                           |
| 餐饮业        | Food Services                                  | 81.7                   | 41.9                                    | 33.5   | 6.4                           |
| 金融、保险业     | Banking and Insurance                          | 238.8                  | 181.9                                   | 55.1   | 1.9                           |
| 金融业        | Banking  | 221.1                  | 165.9                                   | 53.5   | 1.7                           |
| 保险业        | Insurance                                      | 11.3                   | 11.1                                    |  | 0.1                           |
| 房地产业       | Real Estate Management                         | 65.6                   | 54.6                                    | 4.7  | 6.3                           |
| 房地产开发与经营业  | Real Estate Development and Management         | 30.5                   | 21.3                                    | 3.3  | 5.9                           |
| 房地产管理业     | Real Estate Management                         | 33.7                   | 32.1                                    | 1.3  | 0.3                           |
| 房地产代理与经纪业  | Real Estate Management and Agencies            | 0.8                    | 0.7                                     | 0.1  | ...                           |
| 社会服务业      | Social Services                                | 422.2                  | 293.3                                   | 100.7  | 28.2                          |
| 公共服务业      | Public Services                                | 172.9                  | 152.8                                   | 18.0   | 2.2                           |
| 居民服务业      | Residential Services                           | 56.8                   | 19.5                                    | 35.4   | 1.9                           |
| 旅馆业        | Hotels   | 114.1                  | 75.3                                    | 19.2   | 19.6                          |
| 租赁服务业      | Rentals  | 1.6                    | 1.2                                     | 0.3  | 0.1                           |
| 旅游业        | Tourism  | 8.9                    | 7.6                                     | 0.6  | 0.7                           |
| 娱乐服务业      | Recreational Services                          | 4.6                    | 1.8                                     | 1.0  | 1.8                           |
| 信息、咨询服务业   | Information and Consultancy Services           | 15.2                   | 10.9                                    | 4.0  | 0.4                           |
| 计算机应用服务业   | Computer Supply Services                       | 3.2                    | 1.6                                     | 1.0  | 0.6                           |
| 其他社会服务业    | Other Social Services                          | 39.0                   | 18.3                                    | 20.0   | 0.7                           |
| 卫生体育和社会福利业 | Health Care, Sports and Social Welfare         | 415.6                  | 355.7                                   | 59.7   | 0.2                           |
| 卫生         | Health Care                                    | 382.9                  | 325.1                                   | 57.7   | 0.1                           |
| 体育         | Sports   | 7.0                    | 6.8                                     | 0.1  | 0.1                           |
| 社会福利保障业    | Social Welfare                                 | 15.2                   | 13.4                                    | 1.8  | ...                           |
| 教育、文化艺术和广播 | Education, Culture and Arts, Radio, Film and   |                        |   |  |                               |
| 电影电视业      | Television                                     | 1 205.2                | 1 180.4                                 | 24.2   | 0.6                           |
| 教育         | Education                                      | 1 066.7                | 1 047.7                                 | 19.0   | 0.1                           |
| #普通高等学校    | Institutions of Higher Education               | 108.9                  | 108.8                                   | 0.1  |                               |
| 普通中学       | Secondary Schools                              | 338.2                  | 335.3                                   | 2.8  | ...                           |
| 小学校        | Primary Schools                                | 425.7                  | 416.0                                   | 9.6  | ...                           |
| 文化艺术业      | Culture and Arts                               | 57.9                   | 54.1                                    | 3.5  | 0.2                           |
| 广播、电影、电视业  | Radio, Film and Television                     | 39.9                   | 38.0                                    | 1.6  | 0.3                           |
| 科学研究和综合技术服 | Scientific Research and Polytechnical Services |                        |   |  |                               |
| 务业         |  | 165.5                  | 153.2                                   | 9.2  | 3.1                           |
| 科学研究业      | Scientific Research                            | 99.6                   | 99.0                                    | 0.6  | 0.1                           |
| 自然科学研究     | Natural Sciences                               | 83.5                   | 83.0                                    | 0.4  | 0.1                           |
| 社会科学研究     | Social Sciences                                | 4.9                    | 4.8                                     | 0.1  |                               |
| 综合科学研究     | Comprehensive Sciences                         | 11.3                   | 11.2                                    | 0.1  |                               |
| 综合技术服务业    | Polytechnical Services                         | 62.6                   | 51.2                                    | 8.4  | 3.1                           |
| 气象         | Atmospheric                                    | 5.4                    | 5.4                                     |  |                               |
| 地震         | Seismology                                     | 1.5                    | 1.5                                     |  | ...                           |
| 测绘         | Surveying and Mapping                          | 4.3                    | 4.2                                     |  |                               |
| 技术监督       | Technology Supervisor                          | 9.7                    | 9.5                                     | 0.2  | ...                           |
| 海洋环境       | Sea and Ocean Environments                     | 0.6                    | 0.6                                     |  |                               |
| 环境保护       | Environmental Protection                       | 5.2                    | 5.0                                     | 0.2  |                               |
| 技术推广和科技交流  | Technology Promotion and Exchange Services     |                        |   |  |                               |
| 服务业        |  | 6.0                    | 5.2                                     | 0.5  | 0.3                           |
| 其他综合技术服务业  | Other Polytechnical Services                   | 30.0                   | 19.8                                    | 7.5  | 2.7                           |
| 国家机关、政党机关和 | Government Agencies, Party Agencies and Social |                        |   |  |                               |
| 社会团体       | Organizations                                  | 1 029.5                | 1 014.3                                 | 14.9   | 0.3                           |
| # 国家机关     | Government Agencies                            | 879.3                  | 867.2                                   | 12.0   | ...                           |
| 政党机关       | Party Agencies                                 | 52.8                   | 52.7                                    | 0.1  |                               |
| 其他         | Other  | 55.1                   | 33.7                                    | 20.4   | 1.0                           |

## 4-6 分细行业全部女职工人数 (1993年底)

## TOTAL FEMALE STAFF AND WORKERS BY SECTOR (END OF 1993)

单位: 万人

(10 000)

| 项 目<br>Item   | 女职工人数 Female Staff and Workers |   |  |                               |
|---|--------------------------------|---|--|-------------------------------|
|   | 合 计<br>Total                   | 国有经济<br>单 位<br>State-<br>Owned<br>Units | 城镇集体<br>经济单位<br>Urban<br>Collective-<br>Owned<br>Units | 其他经济<br>单 位<br>Other<br>Units |
| <b>全国总计</b><br><b>National Total</b>  | <b>5 542.3</b>                 | <b>3 837.8</b>                          | <b>1 449.1</b>   | <b>255.4</b>                  |
| <b>按隶属关系分组</b><br><b>Grouped by Administrative Relationship</b>                         |                                |   |  |                               |
| 中央<br>Under Central Government  |                                | 700.1                                   |  |                               |
| 省、自治区、直辖市<br>Under Provincial Government  |                                | 695.5                                   |  |                               |
| 地区<br>Under Prefectural Government  |                                | 1 085.3                                 |  |                               |
| 县及县以下<br>At and Below County Level  |                                | 1 344.6                                 |  |                               |
| 其他<br>Other   |                                | 12.3                                    |  |                               |
| <b>按企、事业和机关分组</b><br><b>Grouped by Enterprises, Institutions<br/>and Organizations</b>  |                                |   |  |                               |
| 企业<br>Enterprises   | 4 381.3                        | 2 732.9                                 | 1 393.3  | 255.0                         |
| #地方<br>Local  |                                | 2 153.3                                 |  |                               |
| 事业<br>Institutions  | 946.0                          | 894.2                                   | 51.4   | 0.3                           |
| #地方<br>Local  |                                | 787.4                                   |  |                               |
| 机关<br>Organizations   | 215.0                          | 210.7                                   | 4.3  |                               |
| #地方<br>Local  |                                | 196.9                                   |  |                               |
| <b>按国民经济行业分组</b><br><b>Grouped by Sector</b>  |                                |   |  |                               |
| 农、林、牧、渔业<br>Farming, Forestry, Animal Husbandry and Fishery                             | 263.7                          | 253.1                                   | 9.9  | 0.8                           |
| 农业<br>Farming   | 166.8                          | 161.0                                   | 5.6  | 0.1                           |
| 林业<br>Forestry  | 36.5                           | 35.6                                    | 0.9  |                               |
| 畜牧业<br>Animal Husbandry   | 20.4                           | 19.2                                    | 0.6  | 0.5                           |
| 渔业<br>Fishery   | 6.7                            | 6.3                                     | 0.3  | 0.1                           |
| 农林牧渔服务业<br>Services   | 23.9                           | 21.4                                    | 2.5  |                               |
| 采掘业<br>Excavation   | 229.2                          | 189.9                                   | 38.8   | 0.5                           |
| 制造业<br>Manufacturing  | 2 418.2                        | 1 382.3                                 | 823.9  | 212.0                         |
| 电力、煤气及水的生产<br>和供应业<br>Power Generation, Gas and Water Production and<br>Supply          | 70.5                           | 66.7                                    | 2.8  | 1.0                           |
| 建筑业<br>Construction   | 203.6                          | 129.1                                   | 72.8   | 1.7                           |
| 土木工程建筑业<br>Civil Engineering  | 171.6                          | 108.5                                   | 62.1   | 1.1                           |
| 线路管道和设备安装业<br>Installation of Pipelines, Power Lines and<br>Equipment                   | 25.4                           | 16.5                                    | 8.7  | 0.3                           |
| 建筑物的装修装饰业<br>Installation of Decorations and Fixtures                                   | 3.5                            | 1.1                                     | 2.1  | 0.3                           |
| 地质勘查、水利管理业<br>Geological Prospecting and Water Conservancy                              | 34.9                           | 34.3                                    | 0.6  |                               |
| 地质勘查业<br>Geological Prospecting   | 23.4                           | 23.1                                    | 0.3  |                               |
| 水利管理业<br>Water Conservancy  | 10.5                           | 10.2                                    | 0.2  |                               |
| 交通运输、仓储及邮电<br>通信业<br>Transportation, Storage, Post and Telecommuni-<br>cations Services | 209.0                          | 166.2                                   | 40.9   | 1.8                           |
| 铁路运输业<br>Railways   | 52.9                           | 49.1                                    | 3.8  |                               |
| 公路运输业<br>Highways   | 57.0                           | 37.4                                    | 18.6   | 1.0                           |
| 管道运输业<br>Pipelines  | 0.9                            | 0.9                                     |  |                               |
| 水上运输业<br>Waterways  | 18.5                           | 7.2                                     | 11.2   | 0.2                           |
| 航空运输业<br>Air Transport  | 2.2                            | 2.1                                     |  | 0.1                           |
| 交通运输辅助业<br>Subsidiary Transportation  | 27.7                           | 22.2                                    | 5.4  | 0.2                           |
| 其他交通运输业<br>Other Transportation   | 0.9                            | 0.4                                     | 0.6  |                               |
| 仓储业<br>Storage  | 9.9                            | 8.9                                     | 0.9  | 0.1                           |
| 邮电通信业<br>Post and Telecommunications Services   | 34.1                           | 33.3                                    | 0.5  | 0.3                           |
| 批发零售贸易和餐饮业<br>Wholesale, Retail Trade and Food Services                                 | 799.0                          | 442.8                                   | 335.2  | 21.0                          |
| 食品饮料烟草和家庭用<br>品批发业<br>Wholesale Food, Drink, Tobacco and Household<br>Articles          | 235.7                          | 160.2                                   | 72.0   | 3.5                           |
| 能源材料和机械电子设<br>备批发业<br>Wholesale Energy, Materials and Electronic<br>Equipment           | 88.7                           | 61.3                                    | 25.9   | 1.4                           |
| 其他批发业<br>Other Wholesale  | 41.5                           | 14.4                                    | 26.5   | 0.6                           |

续表 1 continued

单位: 万人

(10 000)

| 项 目               | Item  | 女职工人数 Female Staff and Workers |   |  |                               |
|-------------------|---|--------------------------------|---|--|-------------------------------|
|                   |   | 合 计<br>Total                   | 国有经济<br>单 位<br>State-<br>Owned<br>Units | 城镇集体<br>经济单位<br>Urban<br>Collective-<br>Owned<br>Units | 其他经济<br>单 位<br>Other<br>Units |
| 零售业               | Retail  | 376.6                          | 173.7                                   | 191.0  | 12.0                          |
| 商业经纪与代理           | Commercial Management and Agencies                    | 1.1                            | 0.7                                     | 0.3  | 0.1                           |
| 餐饮业               | Food Services   | 46.6                           | 23.6                                    | 19.6   | 3.5                           |
| <b>金融、保险业</b>     | <b>Banking and Insurance</b>                          | <b>91.6</b>                    | <b>69.7</b>                             | <b>21.1</b>  | <b>0.8</b>                    |
| 金融业               | Banking   | 86.3                           | 64.5                                    | 21.1   | 0.8                           |
| 保险业               | Insurance   | 3.4                            | 3.4                                     | 0.1  |                               |
| <b>房地产业</b>       | <b>Real Estate Management</b>                         | <b>21.5</b>                    | <b>18.9</b>                             | <b>1.3</b>   | <b>1.3</b>                    |
| 房地产开发与经营业         | Real Estate Development and Management                | 9.5                            | 7.4                                     | 0.9  | 1.2                           |
| 房地产管理业            | Real Estate Management                                | 11.5                           | 11.1                                    | 0.4  | 0.1                           |
| 房地产代理与经纪业         | Real Estate Management and Agencies                   | 0.3                            | 0.3                                     |  |                               |
| <b>社会服务业</b>      | <b>Social Services</b>                                | <b>191.0</b>                   | <b>132.0</b>                            | <b>46.3</b>  | <b>12.8</b>                   |
| 公共服务业             | Public Services                                       | 74.1                           | 66.2                                    | 7.5  | 0.4                           |
| 居民服务业             | Residential Services                                  | 26.4                           | 8.7                                     | 17.2   | 0.5                           |
| 旅馆业               | Hotels  | 63.4                           | 41.1                                    | 12.2   | 10.1                          |
| 租赁服务业             | Rentals   | 0.6                            | 0.4                                     | 0.1  | 0.1                           |
| 旅游业               | Tourism   | 3.9                            | 3.3                                     | 0.3  | 0.3                           |
| 娱乐服务业             | Recreational Services                                 | 2.3                            | 0.8                                     | 0.5  | 0.9                           |
| 信息、咨询服务业          | Information and Consultancy Services                  | 5.4                            | 3.8                                     | 1.4  | 0.1                           |
| 计算机应用服务业          | Computer Supply Services                              | 1.0                            | 0.5                                     | 0.3  | 0.2                           |
| 其他社会服务业           | Other Social Services                                 | 11.9                           | 4.9                                     | 6.7  | 0.3                           |
| <b>卫生体育和社会福利业</b> | <b>Health Care, Sports and Social Welfare</b>         | <b>226.3</b>                   | <b>197.2</b>                            | <b>29.0</b>  | <b>0.1</b>                    |
| 卫生                | Health Care   | 211.8                          | 183.7                                   | 28.0   | 0.1                           |
| 体育                | Sports  | 2.3                            | 2.3                                     | 0.1  |                               |
| 社会福利保障业           | Social Welfare  | 6.3                            | 5.3                                     | 1.0  |                               |
| <b>教育、文化艺术和广播</b> | <b>Education, Culture and Arts, Radio, Film and</b>   |                                |   |  |                               |
| 电影电视业             | Television  | 475.5                          | 465.0                                   | 10.2   | 0.3                           |
| 教育                | Education   | 426.4                          | 418.0                                   | 8.4  |                               |
| #普通高等学校           | Institutions of Higher Education                      | 40.1                           | 40.1                                    | 0.1  |                               |
| 普通中学              | Secondary Schools                                     | 117.0                          | 116.2                                   | 0.9  |                               |
| 小学校               | Primary Schools                                       | 185.4                          | 182.0                                   | 3.4  |                               |
| 文化艺术业             | Culture and Arts                                      | 22.3                           | 20.9                                    | 1.3  | 0.1                           |
| 广播、电影、电视业         | Radio, Film and Television                            | 12.6                           | 11.9                                    | 0.5  | 0.1                           |
| <b>科学研究和综合技术服</b> | <b>Scientific Research and Polytechnical Services</b> |                                |   |  |                               |
| 务业                |   | 55.5                           | 51.5                                    | 2.9  | 1.1                           |
| 科学研究业             | Scientific Research                                   | 34.9                           | 34.6                                    | 0.2  | 0.1                           |
| 自然科学研究            | Natural Sciences                                      | 29.1                           | 28.9                                    | 0.2  |                               |
| 社会科学研究            | Social Sciences                                       | 1.7                            | 1.7                                     |  |                               |
| 综合科学研究            | Comprehensive Sciences                                | 4.1                            | 4.0                                     |  |                               |
| 综合技术服务业           | Polytechnical Services                                | 19.6                           | 16.0                                    | 2.6  | 1.0                           |
| 气象                | Atmospheric   | 1.8                            | 1.8                                     |  |                               |
| 地震                | Seismology  | 0.4                            | 0.4                                     |  |                               |
| 测绘                | Surveying and Mapping                                 | 1.3                            | 1.2                                     |  | ...                           |
| 技术监督              | Technology Supervisor                                 | 3.1                            | 3.0                                     | 0.1  |                               |
| 海洋环境              | Sea and Ocean Environments                            | 0.1                            | 0.1                                     |  |                               |
| 环境保护              | Environmental Protection                              | 2.0                            | 2.0                                     | 0.1  |                               |
| 技术推广和科技交流         | Technology Promotion and Exchange Services            |                                |   |  |                               |
| 服务业               |   | 2.0                            | 1.6                                     | 0.2  | 0.2                           |
| 其他综合技术服务业         | Other Polytechnical Services                          | 9.1                            | 5.9                                     | 2.3  | 0.9                           |
| <b>国家机关、政党机关和</b> | <b>Government Agencies, Party Agencies and Social</b> |                                |   |  |                               |
| 社会团体              | Organizations   | 232.9                          | 228.0                                   | 4.7  | 0.2                           |
| # 国家机关            | Government Agencies                                   | 189.9                          | 186.4                                   | 3.5  |                               |
| 政党机关              | Party Agencies  | 10.2                           | 10.2                                    |  |                               |
| 其他                | Other   | 20.1                           | 11.1                                    | 8.8  | 0.2                           |



### 4-7 国有经济单位分行业职工人数

(年底) 单位: 万人

| 年 份   | 地 区            | 合 计    | 农、林、<br>牧、渔业  | 采 掘 业      | 制 造 业              | 电力、煤气和<br>水生产供应业  | 建 筑 业             | 地质勘查业<br>水利管理业  |
|-------|----------------|--------|---|------------|--------------------|---|-------------------|---|
| Year  | Region         | Total  | Farming,<br>Forestry,<br>Animal<br>Husbandry<br>and Fishery | Excavation | Manufac-<br>turing | Power<br>Generation,<br>Gas and Water<br>Production<br>and Supply | Construc-<br>tion | Geological<br>Prospecting<br>and Water<br>Conservancy |
| 1978  |                | 7 451  | 774   | 588        | 2 449              | 102   | 447               | 177   |
| 1980  |                | 8 019  | 740   | 621        | 2 601              | 112   | 475               | 187   |
| 1983  |                | 8 771  | 739   | 674        | 2 833              | 125   | 497               | 192   |
| 1984  |                | 8 637  | 732   | 680        | 2 862              | 127   | 518               | 196   |
| 1985  |                | 8 990  | 726   | 706        | 2 975              | 134   | 545               | 196   |
| 1986  |                | 9 333  | 736   | 715        | 3 096              | 144   | 557               | 196   |
| 1987  |                | 9 654  | 744   | 722        | 3 209              | 155   | 566               | 200   |
| 1988  |                | 9 983  | 743   | 735        | 3 327              | 167   | 568               | 204   |
| 1989  |                | 10 109 | 736   | 757        | 3 344              | 172   | 541               | 199   |
| 1990  |                | 10 346 | 737   | 786        | 3 395              | 183   | 538               | 194   |
| 1991  |                | 10 664 | 727   | 797        | 3 482              | 193   | 557               | 196   |
| 1992  |                | 10 889 | 717   | 792        | 3 526              | 203   | 577               | 199   |
| 1993  |                | 10 920 | 672   | 834        | 3 444              | 220   | 663               | 142   |
| 北 京   | Beijing        | 361.1  | 4.2   | 4.6        | 103.3              | 4.7   | 41.5              | 3.9   |
| 天 津   | Tianjin        | 206.5  | 2.4   | 9.8        | 85.8               | 3.1   | 16.0              | 1.7   |
| 河 北   | Hebei          | 538.7  | 13.5  | 48.5       | 172.9              | 12.4  | 41.5              | 12.6  |
| 山 西   | Shanxi         | 360.4  | 4.2   | 63.3       | 105.3              | 8.0   | 25.5              | 4.5   |
| 内 蒙 古 | Inner Mongolia | 301.1  | 32.5  | 38.6       | 68.9               | 8.3   | 16.0              | 5.0   |
| 辽 宁   | Liaoning       | 678.8  | 34.7  | 55.5       | 259.9              | 14.7  | 47.4              | 5.6   |
| 吉 林   | Jilin          | 382.3  | 19.9  | 47.9       | 117.6              | 7.3   | 22.3              | 5.2   |
| 黑 龙 江 | Heilongjiang   | 645.0  | 88.1  | 128.4      | 160.0              | 11.4  | 29.8              | 4.6   |
| 上 海   | Shanghai       | 354.4  | 5.0   | 0.1        | 166.1              | 7.0   | 19.3              | 2.0   |
| 江 苏   | Jiangsu        | 576.3  | 29.4  | 26.6       | 219.8              | 10.5  | 22.9              | 6.8   |
| 浙 江   | Zhejiang       | 300.5  | 8.5   | 5.3        | 110.1              | 7.3   | 10.1              | 3.4   |
| 安 徽   | Anhui          | 358.5  | 14.3  | 28.6       | 117.1              | 6.1   | 24.2              | 5.4   |
| 福 建   | Fujian         | 220.5  | 12.0  | 8.8        | 61.7               | 5.1   | 14.1              | 2.5   |
| 江 西   | Jiangxi        | 327.4  | 33.1  | 27.2       | 102.0              | 6.9   | 14.5              | 5.2   |
| 山 东   | Shandong       | 619.5  | 10.1  | 64.2       | 210.0              | 14.5  | 24.3              | 6.7   |
| 河 南   | Henan          | 599.3  | 9.8   | 56.6       | 190.5              | 15.5  | 29.9              | 7.4   |
| 湖 北   | Hubei          | 559.5  | 54.7  | 11.0       | 188.3              | 10.8  | 32.1              | 8.1   |
| 湖 南   | Hunan          | 454.3  | 37.0  | 28.4       | 144.5              | 8.4   | 21.1              | 6.7   |
| 广 东   | Guangdong      | 566.6  | 31.8  | 13.6       | 140.1              | 10.6  | 41.2              | 6.4   |
| 广 西   | Guangxi        | 287.9  | 20.8  | 12.3       | 75.9               | 5.6   | 16.7              | 4.5   |
| 海 南   | Hainan         | 90.3   | 45.4  | 2.7        | 8.3                | 1.4   | 2.5               | 0.6   |
| 四 川   | Sichuan        | 740.7  | 11.1  | 53.0       | 263.8              | 15.5  | 56.1              | 6.9   |
| 贵 州   | Guizhou        | 185.2  | 3.9   | 9.7        | 58.1               | 3.8   | 12.4              | 2.1   |
| 云 南   | Yunnan         | 261.5  | 23.6  | 16.1       | 59.6               | 4.4   | 16.4              | 4.0   |
| 西 藏   | Tibet          | 16.1   | 0.9   | 0.3        | 0.8                | 0.5   | 0.9               | 0.3   |
| 陕 西   | Shaanxi        | 325.6  | 5.7   | 20.8       | 120.5              | 5.4   | 24.5              | 5.7   |
| 甘 肃   | Gansu          | 209.6  | 12.1  | 19.2       | 63.9               | 4.4   | 13.8              | 5.4   |
| 青 海   | Qinghai        | 56.6   | 3.9   | 5.1        | 14.6               | 1.1   | 5.1               | 2.0   |
| 宁 夏   | Ningxia        | 60.7   | 5.9   | 6.8        | 15.2               | 1.4   | 3.7               | 1.9   |
| 新 疆   | Xinjiang       | 275.4  | 94.0  | 21.5       | 39.7               | 4.3   | 17.1              | 4.6   |

STAFF AND WORKERS IN STATE-OWNED UNITS BY SECTOR

(year-end) (10 000)

| 交通运输仓储<br>和邮电通信业<br>Transportation,<br>Storage,<br>Post and Telecom-<br>munications<br>Services | 批发零售贸易<br>和餐饮业<br>Wholesale,<br>Retail<br>Trade<br>and Food<br>Services | 金融、<br>保险业<br>Banking<br>and<br>Insurance | 房地产业<br>Real<br>Estate<br>Management | 社会<br>服务业<br>Social<br>Services | 卫生体育和<br>社会福利业<br>Health<br>Care,<br>Sports and<br>Social<br>Welfare | 教育、文化<br>艺术和广播<br>电影电视业<br>Education,<br>Culture,<br>Art, Radio,<br>Film and<br>Television | 科学研究<br>和综合技术<br>服务事业<br>Scientific<br>Research<br>and<br>Polytech-<br>nical<br>Services | 国家机关、<br>政党机关和<br>社会团体<br>Government<br>Agencies,<br>Party<br>Agencies<br>and Social<br>Organizations | 其他<br>Other |
|---|---|---|--------------------------------------|---------------------------------|--|--|--|---|-------------|
| 465   | 907   | 42  | 28                                   | 107                             | 183  | 674  | 91   | 417   |             |
| 498   | 1 005   | 63  | 33                                   | 130                             | 217  | 757  | 104  | 476   |             |
| 549   | 1 112   | 77  | 32                                   | 157                             | 253  | 835  | 120  | 576   |             |
| 559   | 780   | 84  | 31                                   | 165                             | 264  | 873  | 124  | 642   |             |
| 585   | 800   | 93  | 32                                   | 181                             | 272  | 925  | 129  | 691   |             |
| 604   | 824   | 101                                       | 34                                   | 193                             | 283  | 973  | 135  | 742   |             |
| 618   | 851   | 113                                       | 34                                   | 203                             | 296  | 1 025  | 140  | 778   |             |
| 636   | 900   | 128                                       | 37                                   | 214                             | 306  | 1 059  | 142  | 817   |             |
| 640   | 923   | 136                                       | 38                                   | 221                             | 314  | 1 086  | 144  | 859   |             |
| 660   | 947   | 145                                       | 40                                   | 236                             | 323  | 1 112  | 148  | 903   |             |
| 682   | 993   | 154                                       | 43                                   | 251                             | 340  | 1 151  | 151  | 946   |             |
| 693   | 1 037   | 166                                       | 48                                   | 269                             | 356  | 1 183  | 153  | 969   |             |
| 664   | 1 014   | 182                                       | 55                                   | 293                             | 356  | 1 180  | 153  | 1 014   | 34          |
| 16.7  | 31.8  | 4.8                                       | 4.0                                  | 27.1                            | 10.9   | 41.1   | 26.8   | 32.1  | 3.8         |
| 13.1  | 16.1  | 2.4                                       | 1.5                                  | 9.7                             | 7.2  | 18.4   | 3.9  | 14.8  | 0.7         |
| 30.7  | 47.3  | 9.3                                       | 1.9                                  | 12.3                            | 16.0   | 55.1   | 4.0  | 59.5  | 1.4         |
| 23.2  | 28.6  | 5.2                                       | 0.7                                  | 6.9                             | 8.8  | 36.2   | 3.3  | 36.5  | 0.3         |
| 21.5  | 28.7  | 5.7                                       | 0.8                                  | 5.5                             | 8.3  | 30.8   | 2.7  | 27.1  | 0.7         |
| 42.1  | 56.7  | 8.2                                       | 4.8                                  | 22.1                            | 19.5   | 54.0   | 7.8  | 45.0  | 0.8         |
| 24.0  | 39.7  | 6.0                                       | 3.0                                  | 10.8                            | 12.5   | 35.3   | 4.3  | 24.8  | 1.7         |
| 37.4  | 60.5  | 7.8                                       | 3.4                                  | 13.1                            | 14.7   | 39.9   | 4.9  | 38.2  | 2.9         |
| 29.1  | 25.8  | 4.0                                       | 3.6                                  | 22.4                            | 11.2   | 32.8   | 8.9  | 16.3  | 1.0         |
| 35.3  | 59.3  | 9.3                                       | 3.9                                  | 16.2                            | 16.9   | 66.8   | 8.0  | 43.8  | 1.0         |
| 20.4  | 31.5  | 6.9                                       | 1.8                                  | 8.7                             | 12.6   | 40.4   | 3.2  | 29.4  | 1.2         |
| 17.0  | 35.2  | 5.8                                       | 1.1                                  | 7.4                             | 9.6  | 42.7   | 3.3  | 40.0  | 0.7         |
| 14.5  | 19.9  | 4.9                                       | 0.8                                  | 5.6                             | 6.9  | 34.0   | 1.9  | 27.2  | 0.7         |
| 17.2  | 28.4  | 5.3                                       | 0.9                                  | 4.8                             | 11.3   | 37.4   | 3.5  | 29.8  |             |
| 33.7  | 60.8  | 11.2                                      | 2.8                                  | 15.9                            | 21.9   | 72.6   | 5.9  | 61.5  | 3.2         |
| 36.7  | 64.7  | 11.0                                      | 2.0                                  | 11.8                            | 23.6   | 63.2   | 5.1  | 68.7  | 2.9         |
| 35.1  | 59.6  | 9.7                                       | 2.3                                  | 12.1                            | 21.9   | 57.3   | 6.0  | 47.8  | 2.7         |
| 24.5  | 44.6  | 7.0                                       | 1.4                                  | 8.7                             | 14.7   | 54.5   | 5.0  | 46.7  | 0.9         |
| 40.8  | 80.4  | 15.6                                      | 7.9                                  | 20.5                            | 23.7   | 61.8   | 5.2  | 63.4  | 3.8         |
| 20.4  | 23.6  | 5.3                                       | 1.0                                  | 7.2                             | 13.7   | 45.8   | 4.1  | 30.6  | 0.5         |
| 3.1   | 6.7   | 1.5                                       | 0.4                                  | 1.8                             | 1.6  | 6.4  | 1.2  | 6.4   | 0.1         |
| 39.3  | 64.3  | 11.2                                      | 2.0                                  | 15.8                            | 22.3   | 93.6   | 10.6   | 74.5  | 0.7         |
| 11.7  | 15.5  | 3.5                                       | 0.4                                  | 3.2                             | 6.3  | 23.4   | 4.2  | 26.7  | 0.5         |
| 17.7  | 22.5  | 4.9                                       | 0.5                                  | 4.4                             | 10.4   | 40.5   | 3.0  | 33.5  |             |
| 2.1   | 1.0   | 0.4                                       | ...                                  | 0.5                             | 1.1  | 2.1  | 0.2  | 5.0   |             |
| 19.5  | 24.0  | 5.1                                       | 0.8                                  | 6.7                             | 9.8  | 35.7   | 9.2  | 31.6  | 0.6         |
| 13.6  | 14.6  | 3.7                                       | 0.4                                  | 5.0                             | 7.1  | 21.9   | 3.2  | 20.9  | 0.5         |
| 4.5   | 3.7   | 1.2                                       | 0.1                                  | 1.2                             | 2.0  | 5.4  | 0.8  | 6.1   | ...         |
| 3.5   | 4.3   | 1.3                                       | 0.1                                  | 1.4                             | 2.1  | 6.7  | 0.8  | 5.5   | 0.1         |
| 15.7  | 14.4  | 4.0                                       | 0.3                                  | 4.4                             | 7.4  | 24.6   | 2.3  | 20.7  | 0.5         |

### 4-8 城镇集体经济单位分行业职工人数

(年底) 单位: 万人

| 年 份 地 区              | 合 计   | 农、林、<br>牧、渔业  | 采 掘 业      | 制 造 业              | 电力、煤气和<br>水生产供应业  | 建 筑 业             | 地质勘查业<br>水利管理业  |
|----------------------|-------|---|------------|--------------------|---|-------------------|---|
| Year      Region     | Total | Farming,<br>Forestry,<br>Animal<br>Husbandry<br>and Fishery | Excavation | Manufac-<br>turing | Power<br>Generation,<br>Gas and Water<br>Production<br>and Supply | Construc-<br>tion | Geological<br>Prospecting<br>and Water<br>Conservancy |
| 1978                 | 2 048 | 56  | 64         | 1 146              | 5   | 176               | 0.5   |
| 1980                 | 2 425 | 48  | 76         | 1 346              | 6   | 235               | 1.0   |
| 1983                 | 2 744 | 62  | 84         | 1 483              | 6   | 301               | 1.0   |
| 1984                 | 3 216 | 55  | 87         | 1 547              | 7   | 326               | 1.0   |
| 1985                 | 3 324 | 51  | 89         | 1 608              | 8   | 354               | 1.0   |
| 1986                 | 3 421 | 48  | 93         | 1 680              | 8   | 364               | 0.7   |
| 1987                 | 3 488 | 47  | 96         | 1 724              | 8   | 379               | 0.3   |
| 1988                 | 3 527 | 45  | 96         | 1 745              | 9   | 385               | 0.2   |
| 1989                 | 3 502 | 45  | 84         | 1 754              | 7   | 357               | 0.4   |
| 1990                 | 3 549 | 42  | 95         | 1 773              | 8   | 357               | 3.3   |
| 1991                 | 3 628 | 41  | 107        | 1 782              | 9   | 380               | 3.4   |
| 1992                 | 3 621 | 39  | 105        | 1 747              | 10  | 414               | 3.2   |
| 1993                 | 3 393 | 34  | 89         | 1 595              | 8   | 479               | 2.1   |
| 北 京 Beijing          | 79.6  | 0.1   | 0.1        | 24.7               | ...   | 22.7              | ...   |
| 天 津 Tianjin          | 70.9  | 0.1   | 0.1        | 38.3               | 0.1   | 4.9               | 0.1   |
| 河 北 Hebei            | 151.4 | 0.4   | 2.3        | 78.7               | 1.6   | 22.5              | 0.1   |
| 山 西 Shanxi           | 96.8  | 0.4   | 12.0       | 39.7               | 0.4   | 8.8               | 0.1   |
| 内 蒙 古 Inner Mongolia | 87.4  | 1.3   | 4.2        | 31.1               | 0.1   | 13.8              | 0.1   |
| 辽 宁 Liaoning         | 313.7 | 1.0   | 13.4       | 164.0              | 0.3   | 63.3              | 0.1   |
| 吉 林 Jilin            | 152.4 | 0.5   | 6.6        | 81.7               | 0.6   | 16.0              | 0.1   |
| 黑 龙 江 Heilongjiang   | 208.2 | 9.4   | 20.3       | 89.4               | 0.4   | 28.5              | 0.3   |
| 上 海 Shanghai         | 84.7  | ...   | ...        | 42.0               | 0.1   | 3.7               | ...   |
| 江 苏 Jiangsu          | 293.6 | 1.3   | 3.3        | 157.4              | 0.6   | 21.2              | 0.3   |
| 浙 江 Zhejiang         | 176.1 | 0.3   | 0.4        | 90.9               | 0.1   | 29.8              | 0.2   |
| 安 徽 Anhui            | 132.2 | 0.5   | 3.2        | 57.3               | 0.2   | 15.4              | 0.1   |
| 福 建 Fujian           | 71.3  | 0.4   | 0.6        | 31.4               | 0.2   | 14.8              | 0.1   |
| 江 西 Jiangxi          | 80.4  | 0.4   | 2.1        | 39.2               | 0.2   | 10.2              | ...   |
| 山 东 Shandong         | 213.4 | 3.0   | 8.8        | 112.5              | 0.2   | 20.4              | 0.1   |
| 河 南 Henan            | 161.8 | 2.8   | 2.8        | 68.8               | 0.5   | 16.9              | 0.1   |
| 湖 北 Hubei            | 163.9 | 1.9   | 0.4        | 86.2               | 0.5   | 16.1              | ...   |
| 湖 南 Hunan            | 126.7 | 1.3   | 0.7        | 58.8               | 0.1   | 14.1              | 0.2   |
| 广 东 Guangdong        | 199.9 | 0.5   | 0.7        | 88.3               | 1.2   | 40.5              | 0.1   |
| 广 西 Guangxi          | 48.4  | 0.1   | 0.8        | 18.0               | 0.2   | 9.0               | ...   |
| 海 南 Hainan           | 7.1   | 0.1   | 0.1        | 1.2                | ...   | 1.9               | ...   |
| 四 川 Sichuan          | 220.5 | 4.0   | 1.5        | 87.4               | 0.3   | 38.0              | 0.2   |
| 贵 州 Guizhou          | 32.6  | ...   | 0.3        | 11.7               | 0.1   | 9.0               | ...   |
| 云 南 Yunnan           | 46.7  | 0.3   | 0.6        | 21.3               | 0.1   | 6.3               | ...   |
| 西 藏 Tibet            | 1.1   | 0.1   | ...        | 0.4                | ...   | 0.3               | ...   |
| 陕 西 Shaanxi          | 65.7  | 0.4   | 0.4        | 31.0               | ...   | 8.3               | ...   |
| 甘 肃 Gansu            | 46.6  | 0.5   | 1.3        | 19.8               | ...   | 9.3               | 0.1   |
| 青 海 Qinghai          | 9.4   | ...   | 0.1        | 4.2                | ...   | 2.4               | ...   |
| 宁 夏 Ningxia          | 10.6  | 0.3   | 1.2        | 4.5                | ...   | 1.9               | ...   |
| 新 疆 Xinjiang         | 39.9  | 2.4   | 0.7        | 15.3               | 0.1   | 8.8               | ...   |

# STAFF AND WORKERS IN URBAN COLLECTIVE-OWNED UNITS BY SECTOR

(year-end) (10 000)

| 交通运输仓储<br>和邮电通信业<br>Transportation,<br>Storage,<br>Post and<br>Telecom-<br>munications<br>Services | 批发零售贸易<br>和餐饮业<br>Wholesale,<br>Retail<br>Trade<br>and Food<br>Services | 金融、<br>保险业<br>Banking<br>and<br>Insurance | 房地产业<br>Real<br>Estate<br>Management | 社会<br>服务业<br>Social<br>Services | 卫生体育和<br>社会福利业<br>Health<br>Care,<br>Sports and<br>Social<br>Welfare | 教育、文化<br>艺术和广播<br>电影电视业<br>Education,<br>Culture,<br>Art, Radio,<br>Film and<br>Television | 科学研究<br>和综合技术<br>服务事业<br>Scientific<br>Research<br>and<br>Polytech-<br>nical<br>Services | 国家机关、<br>政党机关和<br>社会团体<br>Government<br>Agencies,<br>Party<br>Agencies<br>and Social<br>Organizations | 其 他<br>Other |
|--|---|---|--------------------------------------|---------------------------------|--|--|--|---|--------------|
| 204  | 172   | 23  | 3                                    | 59                              | 64   | 62   | 0.6  |   | 13           |
| 216  | 234   | 26  | 4                                    | 88                              | 70   | 60   | 0.8  |   | 14           |
| 222  | 312   | 29  | 5                                    | 111                             | 69   | 43   | 0.9  |   | 15           |
| 233  | 672   | 31  | 5                                    | 111                             | 71   | 42   | 1.0  |   | 27           |
| 237  | 716   | 33  | 4                                    | 87                              | 70   | 37   | 1.5  |   | 27           |
| 241  | 718   | 37  | 4                                    | 91                              | 71   | 35   | 1.9  |   | 28           |
| 241  | 722   | 41  | 5                                    | 93                              | 69   | 34   | 2.0  |   | 27           |
| 237  | 738   | 45  | 4                                    | 94                              | 69   | 32   | 2.2  |   | 26           |
| 232  | 748   | 49  | 4                                    | 94                              | 68   | 32   | 2.5  |   | 26           |
| 232  | 762   | 51  | 4                                    | 93                              | 69   | 32   | 3.0  |   | 26           |
| 232  | 786   | 54  | 5                                    | 98                              | 70   | 30   | 4.0  |   | 28           |
| 226  | 796   | 57  | 4                                    | 96                              | 65   | 28   | 5.0  |   | 27           |
| 154  | 744   | 55  | 5                                    | 101                             | 60   | 24   | 9.2  |   | 15 20        |
| 0.9  | 15.0  | 0.2                                       | 0.1                                  | 8.5                             | 1.1  | 0.5  | 4.3  | ...   | 1.4          |
| 3.9  | 17.2  | 0.6                                       | ...                                  | 3.9                             | 0.3  | 0.5  | 0.3  | 0.2   | 0.5          |
| 5.5  | 30.7  | 3.4                                       | 0.1                                  | 3.3                             | 1.1  | 0.6  | 0.1  | 0.9   | 0.4          |
| 2.7  | 21.7  | 2.2                                       | 0.1                                  | 5.1                             | 2.0  | 0.7  | 0.2  | 0.8   | 0.1          |
| 4.1  | 23.6  | 1.6                                       | ...                                  | 4.4                             | 1.4  | 0.1  | ...  | 0.7   | 1.1          |
| 8.6  | 48.9  | 3.3                                       | 0.4                                  | 5.8                             | 2.1  | 0.5  | 0.4  | 0.9   | 0.7          |
| 5.6  | 32.1  | 1.9                                       | 0.2                                  | 3.8                             | 1.6  | 0.4  | 0.3  | 0.8   | 0.5          |
| 6.9  | 34.4  | 1.0                                       | 0.3                                  | 7.5                             | 1.2  | 0.6  | 0.9  | 0.8   | 6.5          |
| 4.5  | 24.7  | 0.6                                       | 0.4                                  | 3.6                             | 3.0  | 0.3  | 0.1  | 0.3   | 1.5          |
| 19.0   | 58.0  | 3.3                                       | 0.6                                  | 6.9                             | 8.5  | 11.7   | 0.3  | 1.0   | 0.3          |
| 7.7  | 32.2  | 3.4                                       | 0.2                                  | 4.5                             | 4.5  | 0.7  | 0.2  | 0.5   | 0.4          |
| 10.3   | 29.7  | 1.9                                       | 0.1                                  | 4.4                             | 4.0  | 2.0  | 0.1  | 0.3   | 2.8          |
| 3.8  | 13.0  | 1.1                                       | 0.1                                  | 2.2                             | 2.9  | 0.2  | 0.1  | 0.4   | 0.1          |
| 4.0  | 19.5  | 1.4                                       | 0.1                                  | 1.9                             | 1.0  | 0.1  | ...  | 0.5   |              |
| 6.2  | 46.7  | 3.3                                       | 0.3                                  | 4.2                             | 5.0  | 1.3  | 0.2  | 0.6   | 0.7          |
| 8.2  | 49.3  | 3.8                                       | 0.1                                  | 5.3                             | 1.2  | 0.2  | 0.2  | 0.4   | 1.2          |
| 9.6  | 38.6  | 2.2                                       | 0.1                                  | 4.6                             | 2.3  | 0.7  | 0.4  | 0.4   | 0.1          |
| 8.8  | 29.4  | 2.7                                       | 0.1                                  | 3.9                             | 4.3  | 0.3  | 0.1  | 1.4   | 0.3          |
| 11.3   | 42.6  | 4.2                                       | 0.9                                  | 5.5                             | 1.4  | 0.6  | 0.1  | 1.6   | 0.4          |
| 3.3  | 13.2  | 2.0                                       | 0.1                                  | 0.9                             | 0.2  | 0.2  | 0.1  | 0.2   | 0.1          |
| 0.2  | 2.5   | 0.4                                       | 0.1                                  | 0.2                             | 0.4  | 0.1  | ...  | ...   |              |
| 14.6   | 57.1  | 4.5                                       | 0.3                                  | 2.9                             | 7.4  | 0.9  | 0.3  | 0.8   | 0.4          |
| 0.5  | 7.6   | 1.0                                       | 0.1                                  | 1.4                             | 0.1  | 0.1  | ...  | 0.1   | 0.5          |
| 0.9  | 13.3  | 1.6                                       | ...                                  | 1.3                             | 0.2  | 0.1  | 0.2  | 0.5   |              |
|  | 0.2   |   |                                      | 0.1                             | ...  |  |  | ...   |              |
| 1.3  | 18.3  | 1.4                                       | ...                                  | 1.9                             | 1.5  | 0.8  | ...  | 0.3   | 0.1          |
| 0.9  | 11.2  | 0.9                                       | 0.1                                  | 1.1                             | 0.5  | 0.3  | 0.4  | 0.1   | 0.1          |
| 0.1  | 2.1   | 0.2                                       | 0.1                                  | 0.2                             | 0.1  |  |  | 0.2   |              |
| 0.2  | 2.1   | 0.3                                       |                                      | 0.2                             | ...  | ...  |  | ...   |              |
| 0.7  | 8.9   | 0.7                                       | 0.1                                  | 1.1                             | 0.4  | 0.1  | ...  | 0.4   | 0.4          |

4-9 其他经济单位分行业职工人数  
STAFF AND WORKERS IN OTHER UNITS BY SECTOR

(年底) 单位:万人

(year-end) (10 000 persons)

| 经济类型及行业          | Ownership and Sector  | 1985  | 1990   | 1991   | 1992   | 1993   |
|------------------|---|-------|--------|--------|--------|--------|
| <b>总计</b>        | <b>Total</b>  | 43.70 | 163.78 | 216.04 | 281.78 | 535.69 |
| <b>按经济类型分组</b>   | <b>Grouped by Ownership</b>                                   |       |        |        |        |        |
| 联营经济             | Joint Management  | 37.33 | 95.64  | 48.66  | 55.11  | 65.80  |
| 股份制经济            | Stock Ownership   |       |        |        |        | 163.61 |
| 外商投资经济           | Foreign Funded  | 5.36  | 61.15  | 95.42  | 137.67 | 132.82 |
| 港澳台投资经济          | Hongkong, Macao and Taiwan Chinese Funded                     | 0.70  | 4.79   | 69.43  | 83.60  | 155.34 |
| 其他经济             | Other   | 0.30  | 2.19   | 2.54   | 5.41   | 18.16  |
| <b>按国民经济行业分组</b> | <b>Grouped by Economic Sector</b>                             |       |        |        |        |        |
| 农、林、牧、渔业         | Farming, Forestry, Animal Husbandry and Fishery               | 0.21  | 1.10   | 1.40   | 1.50   | 2.16   |
| 采掘业              | Excavation  |       | 0.67   | 0.99   | 0.91   | 1.84   |
| 制造业              | Manufacturing   | 36.81 | 135.54 | 179.53 | 235.97 | 429.57 |
| 电力、煤气及水的生产和供应业   | Power Generation, Gas and Water Production and Supply         |       | 1.09   | 1.19   | 1.64   | 3.67   |
| 建筑业              | Construction  |       | 1.59   | 2.59   | 4.01   | 11.11  |
| 地质勘查、水利管理业       | Geological Prospecting and Water Conservancy                  |       | 0.04   | 0.09   | 0.10   | 0.03   |
| 交通运输、仓储及邮电通信业    | Transportation, Storage, Post and Telecommunications Services |       | 1.63   | 2.03   | 2.38   | 7.70   |
| 批发和零售贸易餐饮业       | Wholesale, Retail Trade and Food Services                     |       | 6.00   | 7.47   | 11.04  | 38.10  |
| 金融、保险业           | Banking and Insurance   |       | 0.05   | 0.05   | 0.03   | 1.87   |
| 房地产业             | Real Estate Management  |       | 0.51   | 0.79   | 1.43   | 6.25   |
| 社会服务业            | Social Services   |       | 15.03  | 18.84  | 21.07  | 28.23  |
| 卫生体育和社会福利业       | Health Care, Sports and Social Welfare                        |       | 0.05   | 0.13   | 0.11   | 0.15   |
| 教育、文化艺术和广播电视业    | Education, Culture and Arts, and Radio, Film and Television   |       | 0.26   | 0.38   | 0.71   | 0.58   |
| 科学研究和综合技术服务业     | Scientific Research and Polytechnical Services                |       | 0.20   | 0.51   | 0.86   | 3.14   |
| 国家机关、政党机关和社会团体   | Government Agencies, Party Agencies and Social Organizations  |       |        |        |        | 1.03   |
| 其他               | Other   |       |        |        |        | 0.26   |

4-10 分行业女职工人数  
FEMALE STAFF AND WORKERS BY SECTOR

(年底) 单位:万人

(year-end) (10 000)

| 经济类型及行业        | Ownership and Sector  | 1987  | 1988  | 1989  | 1990  | 1991  | 1992  | 1993  |
|----------------|---|-------|-------|-------|-------|-------|-------|-------|
| <b>总计</b>      | <b>Total</b>  | 4 869 | 5 036 | 5 137 | 5 294 | 5 483 | 5 586 | 5 542 |
| 农、林、牧、渔业       | Farming, Forestry, Animal Husbandry and Fishery               | 294   | 293   | 292   | 292   | 288   | 280   | 264   |
| 采掘业            | Excavation  | 206   | 213   | 217   | 223   | 229   | 231   | 229   |
| 制造业            | Manufacturing   | 2 174 | 2 251 | 2 287 | 2 352 | 2 417 | 2 439 | 2 418 |
| 电力、煤气及水的生产和供应业 | Power Generation, Gas and Water Production and Supply         | 63    | 66    | 67    | 69    | 70    | 71    | 71    |
| 建筑业            | Construction  | 205   | 203   | 199   | 199   | 205   | 209   | 204   |
| 地质勘查、水利管理业     | Geological Prospecting and Water Conservancy                  | 36    | 37    | 36    | 36    | 35    | 35    | 35    |
| 交通运输、仓储及邮电通信业  | Transportation, Storage, Post and Telecommunications Services | 183   | 186   | 187   | 192   | 199   | 203   | 209   |
| 批发和零售贸易餐饮业     | Wholesale, Retail Trade and Food Services                     | 722   | 756   | 777   | 807   | 845   | 874   | 799   |
| 金融、保险业         | Banking and Insurance   | 52    | 61    | 66    | 70    | 76    | 83    | 92    |
| 房地产业           | Real Estate Management  |       |       |       | 14    | 16    | 17    | 22    |
| 社会服务业          | Social Services   | 156   | 165   | 171   | 166   | 175   | 182   | 191   |
| 卫生体育和社会福利业     | Health Care, Sports and Social Welfare                        | 192   | 198   | 203   | 210   | 221   | 227   | 226   |
| 教育、文化艺术和广播电视业  | Education, Culture and Arts, and Radio, Film and Television   | 378   | 391   | 406   | 422   | 445   | 465   | 476   |
| 科学研究和综合技术服务业   | Scientific Research and Polytechnical Services                | 49    | 50    | 51    | 52    | 54    | 55    | 56    |
| 国家机关、政党机关和社会团体 | Government Agencies, Party Agencies and Social Organizations  | 158   | 166   | 179   | 191   | 207   | 215   | 233   |
| 其他             | Other   |       |       |       |       |       |       | 20    |

4-11 合同制职工人数  
CONTRACTUAL STAFF AND WORKERS

(年底)

(year-end)

| 年 份 地 区<br>Year Region | 年 末 人 数 (万人)<br>Year-end Figure (10 000 persons) |   |  |                               | 比 重 (全部职工=100)<br>Proportion (Total staff and workers=100) |   |  |                               |
|------------------------|--|---|--|-------------------------------|--|---|--|-------------------------------|
|                        | 合 计<br>Total                                     | 国有经济<br>单 位<br>State-<br>Owned<br>Units | 城镇集体<br>经济单位<br>Urban<br>Collective-<br>Owned<br>Units | 其他经济<br>单 位<br>Other<br>Units | 合 计<br>Total   | 国有经济<br>单 位<br>State-<br>Owned<br>Units | 城镇集体<br>经济单位<br>Urban<br>Collective-<br>Owned<br>Units | 其他经济<br>单 位<br>Other<br>Units |
| 1983                   | 65   | 57                                      | 8  |                               | 0.6  | 0.6                                     | 0.3  |                               |
| 1984                   | 209  | 174                                     | 32   | 3                             | 1.8  | 2.0                                     | 1.0  | 8.1                           |
| 1985                   | 409  | 332                                     | 72   | 5                             | 3.3  | 3.7                                     | 2.2  | 11.4                          |
| 1986                   | 624  | 524                                     | 92   | 8                             | 4.9  | 5.6                                     | 2.7  | 14.5                          |
| 1987                   | 873  | 735                                     | 125  | 13                            | 6.6  | 7.6                                     | 3.6  | 18.1                          |
| 1988                   | 1 234  | 1 008                                   | 206  | 20                            | 9.1  | 10.1                                    | 5.8  | 20.7                          |
| 1989                   | 1 468  | 1 190                                   | 245  | 33                            | 10.7   | 11.8                                    | 7.0  | 25.1                          |
| 1990                   | 1 702  | 1 372                                   | 287  | 43                            | 12.1   | 13.3                                    | 8.1  | 26.3                          |
| 1991                   | 1 972  | 1 589                                   | 323  | 60                            | 13.6   | 14.9                                    | 8.9  | 28.0                          |
| 1992                   | 2 541  | 2 058                                   | 399  | 84                            | 17.2   | 18.9                                    | 11.0   | 29.8                          |
| 1993                   | 3 123  | 2 396                                   | 526  | 200                           | 21.0   | 21.9                                    | 15.5   | 37.4                          |
| 北 京 Beijing            | 83.6   | 60.0                                    | 10.4   | 13.2                          | 18.0   | 12.9                                    | 2.2  | 2.8                           |
| 天 津 Tianjin            | 31.4   | 25.4                                    | 2.0  | 4.1                           | 10.7   | 8.7                                     | 0.7  | 1.4                           |
| 河 北 Hebei              | 184.0  | 146.5                                   | 31.7   | 5.8                           | 26.1   | 20.8                                    | 4.5  | 0.8                           |
| 山 西 Shanxi             | 82.9   | 72.1                                    | 10.0   | 0.9                           | 17.9   | 15.6                                    | 2.2  | 0.2                           |
| 内 蒙 古 Inner Mongolia   | 57.5   | 51.4                                    | 4.9  | 1.2                           | 14.7   | 13.1                                    | 1.3  | 0.3                           |
| 辽 宁 Liaoning           | 246.4  | 194.6                                   | 37.8   | 14.0                          | 24.0   | 18.9                                    | 3.7  | 1.4                           |
| 吉 林 Jilin              | 80.4   | 69.6                                    | 7.6  | 3.3                           | 14.7   | 12.8                                    | 1.4  | 0.6                           |
| 黑 龙 江 Heilongjiang     | 132.8  | 118.1                                   | 8.9  | 5.8                           | 15.4   | 13.7                                    | 1.0  | 0.7                           |
| 上 海 Shanghai           | 217.1  | 155.3                                   | 21.9   | 39.8                          | 41.1   | 31.6                                    | 4.5  | 8.1                           |
| 江 苏 Jiangsu            | 284.4  | 166.0                                   | 98.1   | 20.3                          | 31.0   | 18.1                                    | 10.7   | 2.2                           |
| 浙 江 Zhejiang           | 122.2  | 74.1                                    | 38.5   | 9.6                           | 24.3   | 14.8                                    | 7.7  | 1.9                           |
| 安 徽 Anhui              | 62.1   | 51.5                                    | 9.4  | 1.1                           | 12.5   | 10.4                                    | 1.9  | 0.2                           |
| 福 建 Fujian             | 45.5   | 28.8                                    | 6.5  | 10.2                          | 13.2   | 8.3                                     | 1.9  | 3.0                           |
| 江 西 Jiangxi            | 59.7   | 52.4                                    | 6.4  | 0.9                           | 14.5   | 12.7                                    | 1.6  | 0.2                           |
| 山 东 Shandong           | 281.0  | 191.4                                   | 78.3   | 11.3                          | 32.8   | 22.3                                    | 9.1  | 1.3                           |
| 河 南 Henan              | 218.3  | 182.3                                   | 31.0   | 5.0                           | 28.3   | 23.6                                    | 4.0  | 0.6                           |
| 湖 北 Hubei              | 115.6  | 94.1                                    | 17.2   | 4.2                           | 15.6   | 12.7                                    | 2.3  | 0.6                           |
| 湖 南 Hunan              | 124.4  | 105.0                                   | 16.8   | 2.6                           | 21.1   | 17.8                                    | 2.8  | 0.4                           |
| 广 东 Guangdong          | 170.1  | 112.9                                   | 29.4   | 27.9                          | 19.3   | 12.8                                    | 3.3  | 3.2                           |
| 广 西 Guangxi            | 60.6   | 50.2                                    | 7.6  | 2.9                           | 17.6   | 14.6                                    | 2.2  | 0.8                           |
| 海 南 Hainan             | 28.7   | 25.8                                    | 1.3  | 1.5                           | 28.1   | 25.3                                    | 1.3  | 1.5                           |
| 四 川 Sichuan            | 173.7  | 143.0                                   | 20.6   | 10.1                          | 17.6   | 14.5                                    | 2.1  | 1.0                           |
| 贵 州 Guizhou            | 36.3   | 30.0                                    | 5.7  | 0.7                           | 16.5   | 13.6                                    | 2.6  | 0.3                           |
| 云 南 Yunnan             | 38.4   | 38.4                                    |  |                               | 12.4   | 12.4                                    |  |                               |
| 西 藏 Tibet              | 1.8  | 1.8                                     |  |                               | 10.5   | 10.1                                    | 0.2  | 0.2                           |
| 陕 西 Shaanxi            | 78.8   | 66.9                                    | 9.3  | 2.6                           | 19.8   | 16.8                                    | 2.3  | 0.7                           |
| 甘 肃 Gansu              | 44.1   | 36.8                                    | 7.0  | 0.3                           | 17.1   | 14.2                                    | 2.7  | 0.1                           |
| 青 海 Qinghai            | 8.6  | 8.1                                     | 0.5  |                               | 13.0   | 12.3                                    | 0.7  | 0.1                           |
| 宁 夏 Ningxia            | 12.5   | 10.7                                    | 1.6  | 0.2                           | 17.3   | 14.8                                    | 2.2  | 0.2                           |
| 新 疆 Xinjiang           | 39.6   | 33.1                                    | 5.7  | 0.8                           | 12.5   | 10.4                                    | 1.8  | 0.2                           |

4-12 国有经济单位分行业合同制职工人数

| 年 份  | 合 计   | 农、林、<br>牧、渔业  | 采掘业             | 制造业                | 电力、煤气和<br>水生产供应业  | 建筑业               | 地质勘查业<br>水利管理业  | 交通运输仓储<br>和邮电通信业  |
|--|-------|---|-----------------|--------------------|---|-------------------|---|---|
| Year   | Total | Farming,<br>Forestry,<br>Animal<br>Husbandry<br>and Fishery | Excava-<br>tion | Manufac-<br>turing | Power Genera-<br>tion, Gas<br>and Water<br>Production<br>and Supply | Construc-<br>tion | Geological<br>Prospecting<br>and Water<br>Conservancy | Transporta-<br>tion, Storage<br>Post and<br>Telecom-<br>munications<br>Services |
| <b>年末人数 (万人)</b><br><b>Year-end Figures</b><br><b>(10 000 persons)</b> |       |   |                 |                    |   |                   |   |   |
| 1985   | 332   | 18  | 28              | 155                | 9   | 25                | 6   | 21  |
| 1986   | 524   | 29  | 46              | 248                | 14  | 40                | 9   | 33  |
| 1987   | 735   | 39  | 65              | 352                | 20  | 54                | 11  | 45  |
| 1988   | 1 008 | 49  | 89              | 481                | 28  | 64                | 14  | 60  |
| 1989   | 1 190 | 60  | 104             | 565                | 32  | 66                | 15  | 70  |
| 1990   | 1 372 | 73  | 119             | 646                | 37  | 74                | 17  | 80  |
| 1991   | 1 589 | 82  | 135             | 735                | 42  | 87                | 19  | 95  |
| 1992   | 2 058 | 92  | 180             | 976                | 56  | 102               | 21  | 128   |
| 1993   | 2 396 | 98  | 212             | 1 144              | 65  | 122               | 21  | 152   |
| <b>占本行业人数比重(%)</b><br><b>Sector Total=100</b>                          |       |   |                 |                    |   |                   |   |   |
| 1985   | 3.7   | 2.5   | 4.0             | 5.2                | 6.7   | 4.6               | 3.1   | 3.6   |
| 1986   | 7.0   | 3.9   | 6.4             | 8.0                | 9.7   | 7.2               | 4.6   | 5.5   |
| 1987   | 9.6   | 5.2   | 9.0             | 11.0               | 12.9  | 9.5               | 5.5   | 7.3   |
| 1988   | 12.6  | 6.6   | 12.1            | 14.5               | 16.8  | 11.3              | 6.9   | 9.4   |
| 1989   | 14.2  | 8.2   | 13.7            | 16.9               | 18.6  | 12.2              | 7.5   | 10.9  |
| 1990   | 13.3  | 9.9   | 15.1            | 19.0               | 20.2  | 13.8              | 8.8   | 12.1  |
| 1991   | 14.9  | 11.3  | 16.9            | 21.1               | 21.8  | 15.6              | 9.7   | 13.9  |
| 1992   | 18.9  | 12.8  | 22.7            | 27.7               | 27.6  | 17.7              | 10.6  | 18.5  |
| 1993   | 18.9  | 14.6  | 25.4            | 33.2               | 29.5  | 18.4              | 14.8  | 22.9  |

4-13 城镇私营企业和个体分行业从业人数

(年底) 单位: 万人

| 年 份  | 合 计     | 农、林、<br>牧、渔业  | 采掘业        | 制造业                | 电力、煤气和<br>水生产供应业  | 建筑业               | 地质勘查业<br>水利管理业  | 交通运输仓储<br>和邮电通信业   |
|------|---------|---|------------|--------------------|---|-------------------|---|--|
| Year | Total   | Farming,<br>Forestry,<br>Animal<br>Husbandry<br>and Fishery | Excavation | Manufac-<br>turing | Power<br>Generation,<br>Gas and Water<br>Production<br>and Supply | Construc-<br>tion | Geological<br>Prospecting<br>and Water<br>Conservancy | Transporta-<br>tion, Storage,<br>Post and<br>Telecom-<br>munications<br>Services |
| 1978 | 15.0    |   |            | 3.0                |   | 1.0               |   | 1.0  |
| 1980 | 81.4    | 0.2   |            | 9.5                |   | 0.4               |   | 0.8  |
| 1983 | 230.7   | 0.2   |            | 23.7               |   | 1.3               |   | 3.8  |
| 1984 | 339.4   | 1.1   |            | 37.8               |   | 3.5               |   | 12.5   |
| 1985 | 450.1   | 1.9   |            | 51.4               |   | 5.1               |   | 22.3   |
| 1986 | 483.1   | 1.9   |            | 60.0               |   | 5.1               |   | 24.4   |
| 1987 | 568.8   | 1.7   |            | 74.3               |   | 6.5               |   | 30.6   |
| 1988 | 659.3   | 4.2   |            | 90.3               |   | 9.7               |   | 39.5   |
| 1989 | 648.2   | 2.6   |            | 84.5               |   | 4.9               |   | 34.1   |
| 1990 | 670.5   | 0.6   |            | 91.3               |   | 4.6               |   | 36.4   |
| 1991 | 759.5   | 0.4   |            | 128.0              |   | 7.8               | 0.1   | 46.1   |
| 1992 | 837.9   |   |            | 129.6              |   | 5.9               |   | 47.5   |
| 1993 | 1 115.7 |   | 6.7        | 167.3              | 8.1   | 10.8              |   | 62.3   |

CONTRACTUAL STAFF AND WORKERS IN STATE-OWNED ECONOMIC UNITS BY SECTOR

| 批发零售贸易和餐饮业<br>Wholesale, Retail Trade and Food Services | 金融、保险业<br>Banking and Insurance | 房地产业<br>Real Estate Management | 社会服务业<br>Social Services | 卫生体育和社会福利业<br>Health Care, Sports and Social Welfare | 教育、文化和广播电影电视业<br>Education, Culture, Art, Radio, Film and Television | 科学研究和综合服务事业<br>Scientific Research and Polytechnical Services | 国家机关、政党机关和社会团体<br>Government Agencies, Party Agencies and Social Organizations | 其他<br>Other |
|---|---------------------------------|--------------------------------|--------------------------|--|--|---|--|-------------|
| 25  | 1                               | 1                              | 10                       | 4  | 8  | 2   | 19   |             |
| 42  | 2                               | 2                              | 14                       | 6  | 12   | 3   | 24   |             |
| 61  | 3                               | 2                              | 20                       | 7  | 20   | 4   | 32   |             |
| 97  | 8                               | 3                              | 30                       | 13   | 24   | 5   | 43   |             |
| 124   | 9                               | 4                              | 36                       | 17   | 29   | 5   | 53   |             |
| 148   | 11                              | 5                              | 41                       | 20   | 33   | 7   | 61   |             |
| 180   | 14                              | 6                              | 49                       | 24   | 39   | 8   | 74   |             |
| 248   | 17                              | 7                              | 60                       | 31   | 47   | 10  | 83   |             |
| 273   | 20                              | 9                              | 80                       | 34   | 55   | 13  | 93   | 5           |
| 3.1   | 1.1                             | 3.1                            | 5.5                      | 1.5  | 0.9  | 1.6   | 2.7  |             |
| 5.1   | 2.0                             | 5.9                            | 7.3                      | 2.1  | 1.2  | 2.2   | 3.2  |             |
| 7.2   | 2.7                             | 5.9                            | 9.9                      | 2.4  | 2.0  | 2.9   | 4.1  |             |
| 10.8  | 6.3                             | 8.1                            | 14.0                     | 4.2  | 2.3  | 3.5   | 5.3  |             |
| 13.4  | 6.6                             | 10.5                           | 16.3                     | 5.4  | 2.7  | 3.5   | 6.2  |             |
| 15.6  | 7.6                             | 12.5                           | 17.4                     | 6.2  | 3.0  | 4.7   | 6.8  |             |
| 18.1  | 9.1                             | 14.0                           | 19.5                     | 7.1  | 3.4  | 5.3   | 7.8  |             |
| 23.9  | 10.2                            | 14.6                           | 22.3                     | 8.7  | 4.0  | 6.5   | 8.6  |             |
| 26.9  | 11.0                            | 16.5                           | 27.3                     | 9.6  | 4.7  | 8.5   | 9.2  | 14.8        |

EMPLOYMENT IN URBAN PRIVATE ENTERPRISES AND INDIVIDUALS

(year-end) (10 000)

| 批发零售贸易和餐饮业<br>Wholesale, Retail Trade and Food Services | 社会服务业<br>Social Services | 卫生体育和社会福利业<br>Health Care, Sports and Social Welfare | 教育、文化和广播电影电视业<br>Education, Culture, Art, Radio, Film and Television | 科学研究和综合服务事业<br>Scientific Research and Polytechnical Services | 国家机关、政党机关和社会团体<br>Government Agencies, Party Agencies and Social Organizations | 其他<br>Other |
|---|--------------------------|--|--|---|--|-------------|
| 9.0   | 1.0                      |  |  |   |  |             |
| 57.1  | 13.0                     | 0.4  |  |   |  |             |
| 171.0   | 29.5                     | 1.0  | 0.2  |   |  |             |
| 241.7   | 40.8                     | 1.0  | 1.0  |   |  |             |
| 325.0   | 40.9                     | 2.8  | 0.7  |   |  |             |
| 336.7   | 50.6                     | 3.1  | 1.2  | 0.1   |  |             |
| 390.7   | 58.6                     | 4.0  | 2.3  | 0.1   |  |             |
| 442.9   | 65.6                     | 4.1  | 2.8  | 0.2   |  |             |
| 443.1   | 71.7                     | 3.9  | 3.1  | 0.3   |  |             |
| 431.2   | 94.3                     | 7.0  | 3.9  | 1.2   |  |             |
| 489.0   | 78.2                     | 4.2  | 4.9  | 0.8   |  |             |
| 550.7   | 90.9                     |  |  | 2.7   |  | 10.6        |
| 714.9   | 120.8                    |  | 5.0  | 7.0   |  | 12.8        |



## 4-14 各地区私营企业从业人员(1993年底)

## PRIVATE ENTERPRISES AND EMPLOYMENT BY REGION (END OF 1993)

单位:万户 万人

(10 000)

| 地 区<br>Region        | 合 计 Total                      |                         |                    | 城 镇 Urban                           |                         |                    | 乡 村 Rural                           |                         |                    |
|----------------------|--------------------------------|-------------------------|--------------------|-------------------------------------|-------------------------|--------------------|-------------------------------------|-------------------------|--------------------|
|                      | 户 数<br>Number of<br>Households | 从业人数<br>Employ-<br>ment | # 投资者<br>Employers | 户 数<br>Number<br>of House-<br>holds | 从业人数<br>Employ-<br>ment | # 投资者<br>Employers | 户 数<br>Number<br>of House-<br>holds | 从业人数<br>Employ-<br>ment | # 投资者<br>Employers |
| 全 国 National         | 23.79                          | 372.63                  | 51.38              | 13.22                               | 186.14                  | 28.16              | 10.58                               | 186.48                  | 23.22              |
| 北 京 Beijing          | 0.39                           | 6.14                    | 0.74               | 0.27                                | 3.71                    | 0.54               | 0.12                                | 2.43                    | 0.19               |
| 天 津 Tianjin          | 0.46                           | 6.98                    | 1.10               | 0.23                                | 2.71                    | 0.42               | 0.23                                | 4.27                    | 0.68               |
| 河 北 Hebei            | 0.74                           | 17.04                   | 2.12               | 0.17                                | 2.86                    | 0.38               | 0.57                                | 14.18                   | 1.74               |
| 山 西 Shanxi           | 0.81                           | 15.14                   | 2.23               | 0.32                                | 4.53                    | 0.69               | 0.49                                | 10.61                   | 1.54               |
| 内 蒙 古 Inner Mongolia | 0.34                           | 5.20                    | 0.87               | 0.27                                | 3.78                    | 0.65               | 0.07                                | 1.42                    | 0.22               |
| 辽 宁 Liaoning         | 1.71                           | 22.88                   | 2.65               | 1.02                                | 13.11                   | 1.68               | 0.69                                | 9.76                    | 0.97               |
| 吉 林 Jilin            | 0.42                           | 5.88                    | 0.66               | 0.32                                | 4.43                    | 0.52               | 0.10                                | 1.45                    | 0.14               |
| 黑 龙 江 Heilongjiang   | 0.36                           | 4.55                    | 0.72               | 0.30                                | 3.75                    | 0.63               | 0.06                                | 0.81                    | 0.09               |
| 上 海 Shanghai         | 0.83                           | 11.63                   | 1.30               | 0.37                                | 5.10                    | 0.65               | 0.46                                | 6.53                    | 0.66               |
| 江 苏 Jiangsu          | 1.28                           | 17.27                   | 2.31               | 0.55                                | 7.02                    | 1.15               | 0.73                                | 10.25                   | 1.16               |
| 浙 江 Zhejiang         | 1.94                           | 29.52                   | 4.07               | 0.88                                | 13.00                   | 1.87               | 1.07                                | 16.52                   | 2.20               |
| 安 徽 Anhui            | 0.50                           | 7.65                    | 1.19               | 0.30                                | 4.04                    | 0.60               | 0.21                                | 3.61                    | 0.59               |
| 福 建 Fujian           | 1.20                           | 20.69                   | 2.77               | 0.74                                | 11.32                   | 1.65               | 0.46                                | 9.37                    | 1.12               |
| 江 西 Jiangxi          | 0.33                           | 6.84                    | 0.88               | 0.16                                | 3.16                    | 0.42               | 0.17                                | 3.68                    | 0.45               |
| 山 东 Shandong         | 1.86                           | 28.37                   | 3.71               | 0.66                                | 9.44                    | 1.47               | 1.19                                | 18.93                   | 2.24               |
| 河 南 Henan            | 0.70                           | 15.55                   | 1.63               | 0.22                                | 3.94                    | 0.52               | 0.47                                | 11.60                   | 1.11               |
| 湖 北 Hubei            | 0.57                           | 8.31                    | 1.27               | 0.42                                | 5.68                    | 0.95               | 0.15                                | 2.63                    | 0.32               |
| 湖 南 Hunan            | 0.77                           | 12.98                   | 2.46               | 0.45                                | 6.89                    | 1.30               | 0.32                                | 6.10                    | 1.16               |
| 广 东 Guangdong        | 4.59                           | 64.21                   | 8.97               | 2.93                                | 39.51                   | 5.66               | 1.66                                | 24.69                   | 3.31               |
| 广 西 Guangxi          | 0.37                           | 7.08                    | 1.13               | 0.21                                | 3.63                    | 0.65               | 0.15                                | 3.45                    | 0.49               |
| 海 南 Hainan           | 0.94                           | 10.40                   | 2.14               | 0.90                                | 9.61                    | 2.01               | 0.05                                | 0.79                    | 0.13               |
| 四 川 Sichuan          | 1.01                           | 16.14                   | 2.34               | 0.51                                | 8.72                    | 1.31               | 0.49                                | 7.42                    | 1.03               |
| 贵 州 Guizhou          | 0.37                           | 7.10                    | 0.93               | 0.28                                | 4.35                    | 0.64               | 0.09                                | 2.74                    | 0.29               |
| 云 南 Yunnan           | 0.15                           | 3.39                    | 0.36               | 0.07                                | 1.42                    | 0.19               | 0.08                                | 1.98                    | 0.17               |
| 西 藏 Tibet            | 0.01                           | 0.08                    | 0.01               | 0.01                                | 0.07                    | 0.01               |                                     | 0.01                    |                    |
| 陕 西 Shaanxi          | 0.48                           | 9.02                    | 1.09               | 0.22                                | 3.29                    | 0.51               | 0.26                                | 5.74                    | 0.58               |
| 甘 肃 Gansu            | 0.24                           | 5.25                    | 0.65               | 0.14                                | 2.55                    | 0.36               | 0.11                                | 2.70                    | 0.29               |
| 青 海 Qinghai          | 0.05                           | 1.09                    | 0.11               | 0.03                                | 0.61                    | 0.07               | 0.02                                | 0.48                    | 0.05               |
| 宁 夏 Ningxia          | 0.10                           | 1.39                    | 0.21               | 0.07                                | 0.85                    | 0.15               | 0.02                                | 0.54                    | 0.06               |
| 新 疆 Xinjiang         | 0.30                           | 4.86                    | 0.75               | 0.20                                | 3.06                    | 0.52               | 0.09                                | 1.80                    | 0.24               |

## 4-15 各地区个体从业人员 (1993年底)

## INDIVIDUAL HOUSEHOLDS AND EMPLOYMENT BY REGION (END OF 1993)

单位: 万户 万人

(10 000)

| 地 区<br>Region        | 合 计 Total                      |                    | 城 镇 Urban                      |                    | 乡 村 Rural                      |                    |
|----------------------|--------------------------------|--------------------|--------------------------------|--------------------|--------------------------------|--------------------|
|                      | 户 数<br>Number of<br>Households | 从业人数<br>Employment | 户 数<br>Number of<br>Households | 从业人数<br>Employment | 户 数<br>Number of<br>Households | 从业人数<br>Employment |
| 全 国 National         | 1 766.87                       | 2 939.30           | 575.69                         | 929.52             | 1 191.17                       | 2 009.78           |
| 北 京 Beijing          | 23.33                          | 33.36              | 9.49                           | 13.60              | 13.84                          | 19.76              |
| 天 津 Tianjin          | 13.56                          | 18.91              | 5.90                           | 7.06               | 7.66                           | 11.85              |
| 河 北 Hebei            | 100.94                         | 216.82             | 11.90                          | 22.07              | 89.04                          | 194.75             |
| 山 西 Shanxi           | 49.90                          | 88.24              | 9.96                           | 16.87              | 39.94                          | 71.37              |
| 内 蒙 古 Inner Mongolia | 30.69                          | 46.49              | 18.85                          | 28.72              | 11.84                          | 17.77              |
| 辽 宁 Liaoning         | 72.80                          | 107.47             | 39.06                          | 57.60              | 33.74                          | 49.86              |
| 吉 林 Jilin            | 41.58                          | 60.88              | 27.84                          | 41.75              | 13.74                          | 19.14              |
| 黑 龙 江 Heilongjiang   | 51.75                          | 80.99              | 38.24                          | 59.67              | 13.51                          | 21.32              |
| 上 海 Shanghai         | 12.90                          | 18.08              | 5.88                           | 8.03               | 7.02                           | 10.05              |
| 江 苏 Jiangsu          | 112.59                         | 172.17             | 19.45                          | 30.09              | 93.14                          | 142.09             |
| 浙 江 Zhejiang         | 123.79                         | 197.19             | 25.43                          | 38.55              | 98.35                          | 158.64             |
| 安 徽 Anhui            | 75.20                          | 133.05             | 27.21                          | 47.52              | 47.99                          | 85.54              |
| 福 建 Fujian           | 51.22                          | 84.96              | 20.30                          | 33.20              | 30.92                          | 51.76              |
| 江 西 Jiangxi          | 49.21                          | 110.38             | 17.83                          | 39.76              | 31.38                          | 70.62              |
| 山 东 Shandong         | 158.38                         | 313.76             | 20.05                          | 37.00              | 138.34                         | 276.76             |
| 河 南 Henan            | 91.45                          | 160.39             | 28.57                          | 48.16              | 62.89                          | 112.23             |
| 湖 北 Hubei            | 72.12                          | 115.39             | 22.63                          | 36.44              | 49.49                          | 78.95              |
| 湖 南 Hunan            | 88.83                          | 157.17             | 29.44                          | 53.53              | 59.39                          | 103.64             |
| 广 东 Guangdong        | 120.77                         | 219.18             | 55.23                          | 102.84             | 65.54                          | 116.34             |
| 广 西 Guangxi          | 69.85                          | 96.43              | 25.97                          | 36.62              | 43.89                          | 59.81              |
| 海 南 Hainan           | 9.99                           | 17.22              | 5.27                           | 9.76               | 4.72                           | 7.46               |
| 四 川 Sichuan          | 157.80                         | 198.22             | 41.93                          | 54.00              | 115.88                         | 144.23             |
| 贵 州 Guizhou          | 31.74                          | 42.52              | 15.08                          | 21.10              | 16.66                          | 21.42              |
| 云 南 Yunnan           | 44.22                          | 64.66              | 12.20                          | 17.78              | 32.02                          | 46.88              |
| 西 藏 Tibet            | 4.18                           | 6.56               | 2.44                           | 4.16               | 1.74                           | 2.40               |
| 陕 西 Shaanxi          | 39.99                          | 71.01              | 11.75                          | 20.88              | 28.24                          | 50.13              |
| 甘 肃 Gansu            | 28.27                          | 48.07              | 7.49                           | 12.68              | 20.77                          | 35.39              |
| 青 海 Qinghai          | 5.36                           | 7.63               | 3.34                           | 4.64               | 2.02                           | 2.99               |
| 宁 夏 Ningxia          | 6.42                           | 9.10               | 2.32                           | 3.22               | 4.11                           | 5.88               |
| 新 疆 Xinjiang         | 28.01                          | 43.00              | 14.67                          | 22.24              | 13.35                          | 20.76              |

4-16 工业、建筑业企业各岗位职工人数 (1993年底)  
 STAFF AND WORKERS IN INDUSTRY AND CONSTRUCTION  
 ENTERPRISES BY OCCUPATION (END OF 1993)

单位: 万人

(10 000)

|              |   | 工人和学徒<br>Workers<br>and<br>Apprentices | 工程技术人员<br>Engineers<br>and<br>Technicians | 管理人员<br>Managers | 其他人员<br>Other |
|--------------|---|--|---|------------------|---------------|
| 全国总计         | National  | 5 284.3                                | 422.3                                     | 747.9            | 401.6         |
| 采掘业          | Excavation  | 552.2                                  | 34.3                                      | 75.6             | 85.0          |
| 按经济类型分       | Grouped by Ownership  |  |   |                  |               |
| 国有经济单位       | State-Owned Units   | 482.4                                  | 31.9                                      | 69.7             | 78.5          |
| 城镇集体经济单位     | Urban Collective-Owned Units                                      | 68.6                                   | 2.3                                       | 5.6              | 6.4           |
| 其他经济单位       | Other   | 1.2                                    | 0.1                                       | 0.2              | 0.1           |
| 按隶属关系分       | Grouped by Administrative Relationship                            |  |   |                  |               |
| 中央           | Central   | 255.6                                  | 17.8                                      | 35.2             | 52.9          |
| 地方           | Local   | 294.4                                  | 16.4                                      | 40.1             | 31.9          |
| 按轻重工业分       | Grouped by Light & Heavy Industry                                 |  |   |                  |               |
| 轻工业          | Light Industry  | 19.2                                   | 0.7                                       | 2.7              | 2.3           |
| 重工业          | Heavy Industry  | 533.0                                  | 33.5                                      | 72.9             | 82.7          |
| 按行业分         | Grouped by Sector   |  |   |                  |               |
| 煤炭采选业        | Coal Mining and Processing  | 324.1                                  | 13.0                                      | 36.1             | 63.5          |
| 石油和天然气开采业    | Petroleum and Natural Gas Extraction                              | 67.6                                   | 10.1                                      | 14.2             | 6.0           |
| 黑色金属矿采选业     | Ferrous Metals Mining and Processing                              | 14.0                                   | 1.1                                       | 1.9              | 1.3           |
| 有色金属矿采选业     | Nonferrous Metals Mining and Processing                           | 35.0                                   | 2.5                                       | 5.2              | 4.3           |
| 非金属矿采选业      | Nonmetal Minerals Mining and Processing                           | 43.3                                   | 2.3                                       | 6.6              | 2.7           |
| 其他矿采选业       | Other Minerals Mining and Processing                              | 1.1                                    | 0.1                                       | 0.2              | 0.2           |
| 木材及竹材采运业     | Logging and Transport of Timber and Bamboo                        | 67.1                                   | 5.2                                       | 11.4             | 7.1           |
| 制造业          | Manufacturing   | 3 769.0                                | 295.3                                     | 545.8            | 252.0         |
| 按经济类型分       | Grouped by Ownership  |  |   |                  |               |
| 国有经济单位       | State-Owned Units   | 2 266.1                                | 209.4                                     | 348.7            | 163.1         |
| 城镇集体经济单位     | Urban Collective-Owned Units                                      | 1 186.1                                | 60.2                                      | 154.6            | 72.7          |
| 其他经济单位       | Other   | 316.8                                  | 25.7                                      | 42.4             | 16.2          |
| 按隶属关系分       | Grouped by Administrative Relationship                            |  |   |                  |               |
| 中央           | Central   | 349.9                                  | 49.1                                      | 59.4             | 26.3          |
| 地方           | Local   | 3 335.2                                | 241.6                                     | 478.4            | 223.4         |
| 按轻重工业分       | Grouped by Light & Heavy Industry                                 |  |   |                  |               |
| 轻工业          | Light Industry  | 1 857.9                                | 109.1                                     | 236.3            | 113.5         |
| 重工业          | Heavy Industry  | 1 911.0                                | 186.3                                     | 309.4            | 138.5         |
| 按行业分         | Grouped by Sector   |  |   |                  |               |
| 食品加工业        | Food Processing   | 136.2                                  | 9.5                                       | 21.1             | 8.1           |
| 食品制造业        | Food Manufacturing  | 95.1                                   | 5.7                                       | 13.0             | 5.6           |
| 饮料制造业        | Beverage Manufacturing  | 84.3                                   | 6.6                                       | 12.9             | 3.5           |
| 烟草加工业        | Tobacco Processing  | 21.5                                   | 1.5                                       | 3.0              | 1.1           |
| 纺织业          | Textile Industry  | 530.3                                  | 23.3                                      | 51.7             | 36.7          |
| 服装及其他纤维制品制造业 | Garments and Other Fiber Products                                 | 132.9                                  | 4.8                                       | 14.2             | 6.1           |
| 皮革毛皮羽绒及其制品业  | Leather, Furs, Down and Related Products                          | 68.5                                   | 2.6                                       | 8.0              | 3.1           |
| 木材加工及竹藤棕草制品业 | Timber Processing, Bamboo, Cane, Palm<br>Fiber and Straw Products | 56.8                                   | 2.5                                       | 6.2              | 3.8           |
| 家具制造业        | Furniture Manufacturing   | 25.9                                   | 1.2                                       | 3.9              | 1.5           |

续表 1 continued

单位: 万人

(10 000)

|                 |   | 工人和学徒<br>Workers<br>and<br>Apprentices | 工程技术人员<br>Engineers<br>and<br>Technicians | 管理人员<br>Managers | 其他人员<br>Other |
|-----------------|---|--|---|------------------|---------------|
| 造纸及纸制品业         | Papermaking and Paper Products                            | 94.6                                   | 5.0                                       | 12.5             | 5.3           |
| 印刷业记录媒介的复制      | Printing and Record Medium Reproduced                     | 71.7                                   | 3.6                                       | 10.6             | 3.5           |
| 文教体育用品制造业       | Cultural, Educational and Sports                          | 24.2                                   | 1.2                                       | 3.5              | 2.3           |
| 石油加工及炼焦业        | Petroleum Processing and Coking Products                  | 42.2                                   | 6.8                                       | 8.2              | 1.8           |
| 化学原料及化学制品制造业    | Raw Chemicals Materials and Chemicals Products            | 270.5                                  | 27.0                                      | 43.7             | 16.1          |
| 医药制造业           | Medical and Pharmaceutical Products                       | 63.7                                   | 9.0                                       | 10.0             | 3.0           |
| 化学纤维制造业         | Chemical Fibers Manufacturing                             | 30.0                                   | 2.9                                       | 4.4              | 1.5           |
| 橡胶制品业           | Rubber Products   | 57.0                                   | 3.5                                       | 7.3              | 3.8           |
| 塑料制品业           | Plastic Products  | 74.7                                   | 4.6                                       | 11.7             | 5.2           |
| 非金属矿物制品业        | Nonmetal Mineral Products                                 | 298.5                                  | 17.7                                      | 41.0             | 14.3          |
| 黑色金属冶炼及压延加工业    | Smelting and Pressing Ferrous Metals                      | 234.1                                  | 17.1                                      | 32.1             | 14.4          |
| 有色金属冶炼及压延加工业    | Smelting and Pressing of Nonferrous Metals                | 62.5                                   | 5.6                                       | 9.5              | 4.7           |
| 金属制品业           | Metal Products  | 141.6                                  | 8.4                                       | 21.6             | 9.9           |
| 普通机械制造业         | Ordinary Machinery Manufacturing                          | 288.2                                  | 27.4                                      | 49.1             | 23.6          |
| 专用设备制造业         | Special Purpose Equipment Manufacturing                   | 206.3                                  | 21.3                                      | 35.9             | 17.3          |
| 交通运输设备制造业       | Transportation Equipment Manufacturing                    | 223.0                                  | 26.5                                      | 39.3             | 18.1          |
| 武器弹药制造业         | Weapons and Ammunition Manufacturing                      | 32.5                                   | 3.9                                       | 5.0              | 2.0           |
| 电气机械及器材制造业      | Electric Equipment and Machinery                          | 156.0                                  | 16.2                                      | 27.6             | 12.8          |
| 电子及通信设备制造业      | Electronic and Telecommunications                         | 96.2                                   | 17.9                                      | 17.1             | 10.7          |
| 仪器仪表及文化办公用机械制造业 | Instruments, Meters, Cultural and Official Machinery      | 55.6                                   | 8.0                                       | 10.6             | 6.6           |
| 其他制造业           | Other Manufacturing                                       | 94.6                                   | 4.3                                       | 11.1             | 5.6           |
| 电力、煤气及水的生产和供应业  | Electric Power, Gas and Water Production and Supply       | 150.2                                  | 19.1                                      | 25.7             | 11.5          |
| 按经济类型分          | Grouped by Ownership                                      |  |   |                  |               |
| 国有经济单位          | State-Owned Units   | 141.8                                  | 18.2                                      | 24.4             | 11.2          |
| 城镇集体经济单位        | Urban Collective-Owned Units                              | 6.2                                    | 0.5                                       | 0.7              | 0.2           |
| 其他经济单位          | Other   | 2.3                                    | 0.5                                       | 0.5              | 0.1           |
| 按隶属关系分          | Grouped by Administrative Relationship                    |  |   |                  |               |
| 中央              | Central   | 46.7                                   | 6.4                                       | 7.7              | 6.4           |
| 地方              | Local   | 103.0                                  | 12.6                                      | 17.9             | 5.1           |
| 按轻重工业分          | Grouped by Light & Heavy Industry                         |  |   |                  |               |
| 轻工业             | Light Industry  | 23.0                                   | 2.4                                       | 4.3              | 1.1           |
| 重工业             | Heavy Industry  | 127.2                                  | 16.7                                      | 21.4             | 10.4          |
| 按行业分            | Grouped by Sector   |  |   |                  |               |
| 电力、蒸气及热水的生产和供应业 | Electric Power, Steam and Hot Water Production and Supply | 116.7                                  | 15.5                                      | 19.3             | 9.8           |
| 煤气的生产和供应业       | Gas Production and Supply                                 | 11.2                                   | 1.2                                       | 2.0              | 0.7           |
| 自来水的生产和供应业      | Water Production and Supply                               | 22.2                                   | 2.4                                       | 4.3              | 1.0           |
| 建筑业             | Construction  | 812.9                                  | 73.6                                      | 100.9            | 53.2          |
| 按经济类型分          | Grouped by Ownership                                      |  |   |                  |               |
| 国有经济单位          | State-Owned Units   | 428.7                                  | 41.4                                      | 66.7             | 38.8          |
| 城镇集体经济单位        | Urban Collective-Owned Units                              | 376.5                                  | 31.0                                      | 33.2             | 13.7          |
| 其他经济单位          | Others  | 7.7                                    | 1.2                                       | 1.1              | 0.6           |

4-17 城镇新就业人数  
NEW URBAN EMPLOYMENT

单位: 万人

(10 000 persons)

| 项 目   | Item   | 1978  | 1980  | 1985  | 1990  | 1991  | 1992  | 1993  |
|---|--|-------|-------|-------|-------|-------|-------|-------|
| 总 计   | Total  | 544.4 | 900.0 | 813.6 | 785.0 | 765.0 | 736.0 | 705.0 |
| 按就业人员主要来源分 Grouped by Major Employment Source |  |       |       |       |       |       |       |       |
| 城镇劳动力   | Urban Labor Force  | 274.9 | 622.5 | 502.3 | 340.0 | 295.0 | 296.6 | 292.0 |
| 农村劳动力   | Rural Labor Force  | 148.4 | 127.4 | 150.2 | 118.0 | 140.0 | 160.0 | 185.0 |
| 大学中专技校毕业生                                     | Graduates from Universities, Secondary<br>Technical Schools and Worker Training<br>Schools | 37.7  | 80.0  | 88.5  | 168.0 | 173.0 | 187.1 | 193.0 |
| 其 他   | Other  | 83.4  | 70.1  | 72.6  | 159.0 | 157.0 | 92.3  | 35.0  |
| 按就业人员安置去向分 Grouped by Employment Assignment   |  |       |       |       |       |       |       |       |
| 国有单位  | State-Owned Units  | 392.0 | 572.2 | 499.1 | 475.0 | 363.0 | 366.9 | 310.0 |
| 城镇集体单位  | Urban Collective-Owned Units   | 152.4 | 278.0 | 203.8 | 235.0 | 272.0 | 218.2 | 202.0 |
| 其他单位  | Other Ownership Units  |       |       |       | 35.0  | 70.0  | 77.5  | 98.0  |
| 从事个体劳动  | Urban Individual Laborers  |       | 49.8  | 110.7 | 40.0  | 60.0  | 73.4  | 95.0  |

注: 1989年以前国有单位安置的人数中包括安置到其他单位的人数。

a) Assignment in state-owned units before 1989 includes persons assigned to various other units ownership.

4-18 城镇失业人数及失业率  
UNEMPLOYED IN URBAN AREAS AND UNEMPLOYMENT RATE

| 年 份<br>Year | 城镇失业人数<br>(万人)<br>Unemployed<br>(10 000) | # 失 业 青 年<br>Youth | 失 业 青 年<br>占城镇失业人数%<br>Unemployed Youth as<br>Percentage of Unemployed | 失 业 率<br>(%)<br>Unemployment Rate<br>(%) |
|-------------|--|--------------------|--|--|
| 1952        | 376.6                                    |                    |  | 13.2                                     |
| 1957        | 200.4                                    |                    |  | 5.9                                      |
| 1978        | 530.0                                    | 249.1              | 47.0   | 5.3                                      |
| 1980        | 541.5                                    | 382.5              | 70.6   | 4.9                                      |
| 1983        | 271.4                                    | 222.0              | 81.8   | 2.3                                      |
| 1984        | 235.7                                    | 195.9              | 83.1   | 1.9                                      |
| 1985        | 238.5                                    | 196.9              | 82.6   | 1.8                                      |
| 1986        | 264.4                                    | 209.3              | 79.2   | 2.0                                      |
| 1987        | 276.6                                    | 235.1              | 85.0   | 2.0                                      |
| 1988        | 296.2                                    | 245.3              | 82.8   | 2.0                                      |
| 1989        | 377.9                                    | 309.0              | 81.8   | 2.6                                      |
| 1990        | 383.2                                    | 312.7              | 81.6   | 2.5                                      |
| 1991        | 352.2                                    | 288.4              | 81.9   | 2.3                                      |
| 1992        | 363.9                                    | 299.8              | 83.2   | 2.3                                      |
| 1993        | 420.1                                    | 331.9              | 79.0   | 2.6                                      |

4-19 各地区城镇失业人数及失业率  
UNEMPLOYED IN URBAN AREAS AND UNEMPLOYMENT RATE BY REGION

| 地区<br>Region         | 年末失业人数(万人)<br>Persons Unemployed at Year End (10 000) |       |       |       |       | 失 业 率 (%)<br>Unemployment Rate (%) |      |      |      |      |
|----------------------|---|-------|-------|-------|-------|------------------------------------|------|------|------|------|
|                      | 1980  | 1985  | 1990  | 1992  | 1993  | 1980                               | 1985 | 1990 | 1992 | 1993 |
| 全 国 National         | 541.5   | 238.5 | 383.2 | 363.9 | 420.1 | 4.9                                | 1.8  | 2.5  | 2.3  | 2.6  |
| 北 京 Beijing          | 5.4   | 1.6   | 1.7   | 1.7   | 1.9   | 1.6                                | 0.4  | 0.4  | 0.4  | 0.4  |
| 天 津 Tianjin          | 13.8  | 2.3   | 8.1   | 3.2   | 3.0   | 5.4                                | 0.8  | 2.7  | 1.1  | 1.0  |
| 河 北 Hebei            | 15.5  | 3.6   | 7.7   | 18.4  | 14.7  | 3.1                                | 0.6  | 1.1  | 2.6  | 2.0  |
| 山 西 Shanxi           | 9.1   | 2.6   | 5.5   | 3.3   | 3.8   | 2.9                                | 0.7  | 1.2  | 0.7  | 0.8  |
| 内 蒙 古 Inner Mongolia | 39.2  | 13.9  | 15.2  | 14.1  | 11.3  | 13.3                               | 4.0  | 3.8  | 3.4  | 2.6  |
| 辽 宁 Liaoning         | 44.7  | 19.7  | 23.7  | 21.3  | 28.5  | 5.5                                | 2.0  | 2.2  | 1.9  | 2.5  |
| 吉 林 Jilin            | 23.2  | 10.4  | 10.5  | 9.1   | 7.7   | 5.8                                | 2.2  | 1.9  | 1.6  | 1.3  |
| 黑 龙 江 Heilongjiang   | 47.9  | 21.7  | 20.4  | 18.1  | 20.8  | 7.0                                | 2.7  | 2.2  | 1.9  | 2.2  |
| 上 海 Shanghai         | 20.2  | 1.2   | 7.7   | 9.4   | 13.0  | 4.3                                | 0.2  | 1.5  | 1.8  | 2.5  |
| 江 苏 Jiangsu          | 21.4  | 7.2   | 22.5  | 18.8  | 19.4  | 3.2                                | 0.9  | 2.4  | 2.0  | 2.0  |
| 浙 江 Zhejiang         | 13.7  | 3.4   | 11.2  | 13.0  | 14.7  | 3.6                                | 0.8  | 2.2  | 2.5  | 2.6  |
| 安 徽 Anhui            | 25.7  | 5.9   | 15.2  | 15.4  | 15.2  | 6.9                                | 1.3  | 2.8  | 2.8  | 2.7  |
| 福 建 Fujian           | 17.8  | 5.8   | 9.0   | 7.1   | 6.1   | 7.0                                | 2.0  | 2.6  | 1.9  | 1.5  |
| 江 西 Jiangxi          | 14.3  | 5.2   | 10.3  | 8.7   | 8.7   | 4.7                                | 1.5  | 2.4  | 2.0  | 1.9  |
| 山 东 Shandong         | 12.5  | 23.8  | 26.2  | 18.2  | 23.6  | 2.3                                | 3.6  | 3.2  | 2.1  | 2.5  |
| 河 南 Henan            | 24.5  | 16.1  | 25.1  | 20.7  | 20.3  | 4.9                                | 2.5  | 3.3  | 2.6  | 2.4  |
| 湖 北 Hubei            | 15.5  | 7.3   | 12.7  | 16.9  | 18.0  | 3.0                                | 1.1  | 1.7  | 2.2  | 2.2  |
| 湖 南 Hunan            | 20.5  | 6.5   | 15.9  | 18.8  | 23.1  | 4.8                                | 1.3  | 2.7  | 3.0  | 3.4  |
| 广 东 Guangdong        | 35.4  | 15.6  | 19.2  | 19.1  | 20.3  | 5.1                                | 1.9  | 2.2  | 2.0  | 1.9  |
| 广 西 Guangxi          | 12.4  | 9.0   | 13.9  | 12.6  | 11.6  | 4.7                                | 2.9  | 3.9  | 3.4  | 2.9  |
| 海 南 Hainan           |   |       | 3.5   | 2.9   | 3.0   |                                    |      | 3.0  | 2.4  | 2.4  |
| 四 川 Sichuan          | 42.2  | 20.5  | 38.0  | 33.8  | 37.8  | 5.5                                | 2.3  | 3.7  | 3.8  | 3.5  |
| 贵 州 Guizhou          | 13.8  | 4.2   | 10.7  | 9.1   | 8.7   | 7.1                                | 1.9  | 4.1  | 3.5  | 3.4  |
| 云 南 Yunnan           | 5.5   | 7.0   | 7.8   | 7.5   | 7.3   | 2.3                                | 2.5  | 2.5  | 2.3  | 2.2  |
| 西 藏 Tibet            | 1.1   |       |       |       |       | 4.9                                |      |      |      |      |
| 陕 西 Shaanxi          | 17.6  | 6.7   | 11.2  | 9.1   | 10.8  | 5.8                                | 1.9  | 2.8  | 2.2  | 2.5  |
| 甘 肃 Gansu            | 8.5   | 6.0   | 12.5  | 9.5   | 10.1  | 4.7                                | 2.8  | 4.9  | 3.6  | 3.6  |
| 青 海 Qinghai          | 2.7   | 5.4   | 4.2   | 2.6   | 1.8   | 4.8                                | 7.7  | 5.6  | 3.7  | 2.5  |
| 宁 夏 Ningxia          | 3.9   | 1.8   | 4.0   | 3.3   | 3.0   | 7.5                                | 3.1  | 5.4  | 4.3  | 3.8  |
| 新 疆 Xinjiang         | 13.5  | 4.1   | 9.6   | 9.8   | 9.5   | 5.2                                | 1.4  | 3.0  | 2.9  | 2.7  |

4-20 职工工资总额和构成  
TOTAL WAGES FOR STAFF AND WORKERS AND PERCENTAGE

| 年 份 地 区              | 绝 对 数 (亿元)<br>Total Wages (100 000 000 yuan) |  |   |   | 构 成 (总 计)<br>Percentage (total=100)    |   |   |
|----------------------|--|--|---|---|--|---|---|
|                      | 全部工资<br>总<br>Total                           | 国有经济<br>单<br>位<br>State-Owned<br>Units | 城镇集体<br>经济单位<br>Urban<br>Collective-<br>Owned Units | 其他经济<br>单<br>位<br>Other<br>Ownership<br>Units | 国有经济<br>单<br>位<br>State-Owned<br>Units | 城镇集体<br>经济单位<br>Urban<br>Collective-<br>Owned Units | 其他经济<br>单<br>位<br>Other<br>Ownership<br>Units |
| 1952                 | 68.3   | 67.5                                   | 0.8   |   | 98.8                                   | 1.2   |   |
| 1957                 | 190.8  | 156.4                                  | 34.4  |   | 82.0                                   | 18.0  |   |
| 1962                 | 254.3  | 213.6                                  | 40.7  |   | 84.0                                   | 16.0  |   |
| 1965                 | 282.3  | 235.3                                  | 47.0  |   | 83.4                                   | 16.6  |   |
| 1970                 | 334.3  | 277.5                                  | 56.8  |   | 83.0                                   | 17.0  |   |
| 1975                 | 463.5  | 386.1                                  | 77.4  |   | 83.3                                   | 16.7  |   |
| 1978                 | 568.9  | 468.7                                  | 100.2   |   | 82.4                                   | 17.6  |   |
| 1980                 | 772.4  | 627.9                                  | 144.5   |   | 81.3                                   | 18.7  |   |
| 1983                 | 934.6  | 748.1                                  | 186.5   |   | 80.0                                   | 20.0  |   |
| 1984                 | 1 133.4                                      | 875.8                                  | 254.0   |   | 77.3                                   | 22.4  |   |
| 1985                 | 1 383.0                                      | 1 064.8                                | 312.3   | 5.9   | 77.0                                   | 22.6  | 0.4   |
| 1986                 | 1 659.7                                      | 1 288.5                                | 362.8   | 8.4   | 77.6                                   | 21.9  | 0.5   |
| 1987                 | 1 881.1                                      | 1 459.3                                | 409.1   | 12.6  | 77.6                                   | 21.7  | 0.7   |
| 1988                 | 2 316.2                                      | 1 807.1                                | 487.6   | 21.5  | 78.0                                   | 21.1  | 0.9   |
| 1989                 | 2 618.5                                      | 2 050.2                                | 534.4   | 33.9  | 78.3                                   | 20.4  | 1.3   |
| 1990                 | 2 951.1                                      | 2 324.1                                | 581.0   | 46.0  | 78.8                                   | 19.7  | 1.6   |
| 1991                 | 3 323.9                                      | 2 594.9                                | 658.6   | 70.4  | 78.1                                   | 19.8  | 2.1   |
| 1992                 | 3 939.2                                      | 3 090.4                                | 743.2   | 105.6   | 78.5                                   | 18.9  | 2.7   |
| 1993                 | 4 916.2                                      | 3 812.7                                | 849.9   | 253.6   | 77.6                                   | 17.3  | 5.2   |
| 北 京 Beijing          | 207.8  | 167.0                                  | 27.5  | 13.2  | 80.4                                   | 13.2  | 6.4   |
| 天 津 Tianjin          | 114.6  | 87.3                                   | 18.9  | 8.5   | 78.2                                   | 16.5  | 7.4   |
| 河 北 Hebei            | 210.8  | 173.9                                  | 32.4  | 4.5   | 82.5                                   | 15.4  | 2.1   |
| 山 西 Shanxi           | 137.6  | 115.6                                  | 20.5  | 1.5   | 84.0                                   | 14.9  | 1.1   |
| 内 蒙 古 Inner Mongolia | 109.1  | 89.5                                   | 18.6  | 1.0   | 82.0                                   | 17.0  | 0.9   |
| 辽 宁 Liaoning         | 334.3  | 243.9                                  | 76.8  | 13.6  | 73.0                                   | 23.0  | 4.1   |
| 吉 林 Jilin            | 143.0  | 111.6                                  | 28.1  | 3.3   | 78.0                                   | 19.7  | 2.3   |
| 黑 龙 江 Heilongjiang   | 224.9  | 182.6                                  | 38.4  | 3.9   | 81.2                                   | 17.1  | 1.7   |
| 上 海 Shanghai         | 280.2  | 207.0                                  | 36.6  | 36.6  | 73.9                                   | 13.1  | 13.1  |
| 江 苏 Jiangsu          | 328.9  | 222.5                                  | 85.9  | 20.5  | 67.6                                   | 26.1  | 6.2   |
| 浙 江 Zhejiang         | 206.2  | 136.3                                  | 58.8  | 11.1  | 66.1                                   | 28.5  | 5.4   |
| 安 徽 Anhui            | 134.0  | 108.1                                  | 24.8  | 1.1   | 80.7                                   | 18.5  | 0.8   |
| 福 建 Fujian           | 116.4  | 75.7                                   | 19.0  | 21.7  | 65.0                                   | 16.3  | 18.6  |
| 江 西 Jiangxi          | 101.0  | 85.5                                   | 14.1  | 1.4   | 84.7                                   | 14.0  | 1.4   |
| 山 东 Shandong         | 266.3  | 208.7                                  | 49.4  | 8.1   | 78.4                                   | 18.6  | 3.0   |
| 河 南 Henan            | 200.8  | 168.9                                  | 28.9  | 3.0   | 84.1                                   | 14.4  | 1.5   |
| 湖 北 Hubei            | 214.9  | 174.3                                  | 34.9  | 5.8   | 81.1                                   | 16.2  | 2.7   |
| 湖 南 Hunan            | 181.8  | 148.6                                  | 29.5  | 3.7   | 81.7                                   | 16.2  | 2.0   |
| 广 东 Guangdong        | 456.4  | 302.0                                  | 83.7  | 70.6  | 66.2                                   | 18.3  | 15.5  |
| 广 西 Guangxi          | 112.4  | 95.4                                   | 13.4  | 3.6   | 84.9                                   | 11.9  | 3.2   |
| 海 南 Hainan           | 31.7   | 26.7                                   | 2.0   | 2.9   | 84.2                                   | 6.3   | 9.1   |
| 四 川 Sichuan          | 288.2  | 230.6                                  | 48.5  | 9.1   | 80.0                                   | 16.8  | 3.2   |
| 贵 州 Guizhou          | 61.3   | 54.0                                   | 6.7   | 0.6   | 88.1                                   | 10.9  | 1.0   |
| 云 南 Yunnan           | 97.0   | 84.1                                   | 12.5  | 0.4   | 86.7                                   | 12.9  | 0.4   |
| 西 藏 Tibet            | 6.9  | 6.6                                    | 0.3   |   | 95.7                                   | 4.3   |   |
| 陕 西 Shaanxi          | 113.5  | 98.8                                   | 12.5  | 2.2   | 87.0                                   | 11.0  | 1.9   |
| 甘 肃 Gansu            | 86.7   | 75.3                                   | 10.7  | 0.7   | 86.9                                   | 12.3  | 0.8   |
| 青 海 Qinghai          | 24.2   | 22.0                                   | 2.1   |   | 90.9                                   | 8.7   |   |
| 宁 夏 Ningxia          | 22.5   | 19.6                                   | 2.7   | 0.2   | 87.1                                   | 12.0  | 0.9   |
| 新 疆 Xinjiang         | 103.0  | 90.8                                   | 11.6  | 0.7   | 88.2                                   | 11.3  | 0.7   |

4-21 职工工资总额指数  
TOTAL WAGE INDICES OF STAFF AND WORKERS

| 年 份  | 指 数 Index (1978=100) |                                     |  |  | 指 数 Index (上年 preceding year=100) |                                     |  |  |
|------|----------------------|-------------------------------------|--|--|-----------------------------------|-------------------------------------|--|--|
|      | 全部工资<br>总 额<br>Total | 国有经济<br>单 位<br>State-owned<br>Units | 城镇集体<br>经济单位<br>Urban<br>Collective-<br>Owned<br>Units | 其 他<br>经济单位<br>Other<br>Ownership<br>Units | 全部工资<br>总 额<br>Total              | 国有经济<br>单 位<br>State-owned<br>Units | 城镇集体<br>经济单位<br>Urban<br>Collective-<br>Owned<br>Units | 其 他<br>经济单位<br>Other<br>Ownership<br>Units |
| 1957 |                      |                                     |  |  | 120.3                             | 114.6                               | 155.7  |  |
| 1962 |                      |                                     |  |  | 90.6                              | 87.5                                | 111.2  |  |
| 1965 |                      |                                     |  |  | 107.1                             | 105.0                               | 118.4  |  |
| 1970 |                      |                                     |  |  | 103.6                             | 105.5                               | 95.3   |  |
| 1975 |                      |                                     |  |  | 104.9                             | 104.1                               | 109.0  |  |
| 1978 |                      |                                     |  |  | 110.5                             | 110.1                               | 112.5  |  |
| 1980 | 135.8                | 134.0                               | 144.2  |  | 119.4                             | 118.6                               | 123.3  |  |
| 1983 | 164.3                | 159.6                               | 186.1  |  | 106.0                             | 105.5                               | 107.7  |  |
| 1984 | 199.2                | 186.9                               | 253.5  |  | 121.3                             | 117.1                               | 136.2  |  |
| 1985 | 243.1                | 227.2                               | 311.7  |  | 122.0                             | 121.6                               | 123.0  | 164.1                                      |
| 1986 | 291.7                | 274.9                               | 362.1  |  | 120.0                             | 121.0                               | 116.2  | 142.9                                      |
| 1987 | 330.7                | 311.4                               | 408.3  |  | 113.3                             | 113.3                               | 112.8  | 149.7                                      |
| 1988 | 407.1                | 385.6                               | 486.6  |  | 123.1                             | 123.8                               | 119.2  | 170.1                                      |
| 1989 | 460.3                | 437.4                               | 533.3  |  | 113.1                             | 113.5                               | 109.6  | 157.7                                      |
| 1990 | 518.7                | 495.9                               | 579.8  |  | 112.7                             | 113.4                               | 108.7  | 135.8                                      |
| 1991 | 584.3                | 553.6                               | 657.3  |  | 112.6                             | 111.7                               | 113.4  | 153.1                                      |
| 1992 | 692.4                | 659.4                               | 741.7  |  | 118.5                             | 119.1                               | 112.8  | 149.9                                      |
| 1993 | 764.2                | 713.5                               | 748.2  |  | 124.8                             | 123.4                               | 114.4  | 240.2                                      |



4-22 分行业职工工资总额

单位: 亿元

| 年 份 地 区              | 合 计     | 农、林、<br>牧、渔业  | 采 掘 业      | 制 造 业              | 电力、煤气和<br>水生产供应业  | 建 筑 业             | 地质勘查业<br>水利管理业  |
|----------------------|---------|---|------------|--------------------|---|-------------------|---|
| Year      Region     | Total   | Farming,<br>Forestry,<br>Animal<br>Husbandry<br>and Fishery | Excavation | Manufac-<br>turing | Power<br>Generation,<br>Gas and Water<br>Production<br>and Supply | Construc-<br>tion | Geological<br>Prospecting<br>and Water<br>Conservancy |
| 1978                 | 568.9   | 39.0  | 44.1       | 214.8              | 9.1   | 43.6              | 12.6  |
| 1980                 | 772.4   | 48.9  | 58.4       | 289.7              | 11.9  | 59.7              | 16.7  |
| 1983                 | 934.6   | 55.2  | 66.2       | 337.7              | 14.3  | 74.8              | 19.5  |
| 1984                 | 1 133.4 | 61.1  | 81.3       | 418.0              | 17.5  | 96.6              | 23.0  |
| 1985                 | 1 383.0 | 68.7  | 103.4      | 504.0              | 17.1  | 120.0             | 27.7  |
| 1986                 | 1 659.7 | 81.8  | 125.8      | 601.9              | 22.0  | 139.0             | 31.6  |
| 1987                 | 1 881.1 | 90.1  | 135.4      | 695.4              | 26.5  | 156.3             | 35.1  |
| 1988                 | 2 316.2 | 101.1   | 162.1      | 866.8              | 33.6  | 184.3             | 40.9  |
| 1989                 | 2 618.5 | 109.1   | 199.0      | 983.8              | 40.0  | 196.2             | 44.3  |
| 1990                 | 2 951.1 | 120.3   | 234.3      | 1 089.3            | 49.4  | 211.5             | 48.8  |
| 1991                 | 3 323.9 | 128.0   | 262.9      | 1 230.2            | 57.7  | 244.5             | 53.6  |
| 1992                 | 3 939.2 | 139.6   | 289.3      | 1 443.0            | 70.9  | 300.2             | 64.6  |
| 1993                 | 4 916.2 | 143.0   | 337.7      | 1 796.3            | 96.5  | 433.4             | 53.5  |
| 北 京 Beijing          | 207.8   | 1.5   | 2.3        | 66.1               | 2.4   | 29.2              | 2.0   |
| 天 津 Tianjin          | 114.6   | 0.7   | 5.9        | 53.1               | 1.5   | 7.6               | 0.7   |
| 河 北 Hebei            | 210.8   | 2.8   | 20.0       | 74.4               | 5.3   | 22.5              | 5.7   |
| 山 西 Shanxi           | 137.6   | 1.0   | 30.2       | 39.9               | 3.0   | 12.8              | 1.4   |
| 内 蒙 古 Inner Mongolia | 109.1   | 6.6   | 13.2       | 25.8               | 3.2   | 12.1              | 1.5   |
| 辽 宁 Liaoning         | 334.3   | 7.1   | 26.6       | 139.8              | 6.6   | 49.1              | 2.1   |
| 吉 林 Jilin            | 143.0   | 4.0   | 15.3       | 51.0               | 2.7   | 13.3              | 1.5   |
| 黑 龙 江 Heilongjiang   | 224.9   | 13.6  | 46.9       | 59.4               | 4.4   | 19.7              | 1.4   |
| 上 海 Shanghai         | 280.2   | 2.5   |            | 144.3              | 5.4   | 13.9              | 1.4   |
| 江 苏 Jiangsu          | 328.9   | 7.6   | 12.5       | 151.8              | 5.8   | 17.8              | 2.7   |
| 浙 江 Zhejiang         | 206.2   | 2.9   | 2.2        | 81.5               | 3.8   | 16.3              | 1.6   |
| 安 徽 Anhui            | 134.0   | 2.7   | 12.5       | 47.3               | 2.4   | 12.0              | 1.9   |
| 福 建 Fujian           | 116.4   | 2.8   | 3.0        | 48.7               | 2.4   | 11.4              | 0.9   |
| 江 西 Jiangxi          | 101.0   | 5.5   | 9.0        | 34.0               | 2.1   | 6.7               | 1.6   |
| 山 东 Shandong         | 266.3   | 3.3   | 31.6       | 98.0               | 5.3   | 16.2              | 2.1   |
| 河 南 Henan            | 200.8   | 2.6   | 22.6       | 66.6               | 5.4   | 12.7              | 2.4   |
| 湖 北 Hubei            | 214.9   | 11.6  | 3.4        | 80.4               | 4.6   | 17.0              | 2.9   |
| 湖 南 Hunan            | 181.8   | 7.5   | 8.8        | 63.0               | 3.7   | 11.5              | 2.4   |
| 广 东 Guangdong        | 456.4   | 9.8   | 6.6        | 171.6              | 7.3   | 46.2              | 3.6   |
| 广 西 Guangxi          | 112.4   | 4.9   | 4.5        | 33.9               | 2.5   | 9.8               | 1.7   |
| 海 南 Hainan           | 31.7    | 6.7   | 1.3        | 5.0                | 0.7   | 2.2               | 0.3   |
| 四 川 Sichuan          | 288.2   | 3.8   | 16.7       | 113.4              | 5.6   | 28.7              | 2.5   |
| 贵 州 Guizhou          | 61.3    | 0.7   | 3.7        | 22.1               | 1.4   | 6.0               | 0.6   |
| 云 南 Yunnan           | 97.0    |   |            |                    |   |                   |   |
| 西 藏 Tibet            | 6.9     | 0.3   | 0.2        | 0.4                | 0.3   | 0.5               | 0.2   |
| 陕 西 Shaanxi          | 113.5   | 1.4   | 6.7        | 42.9               | 2.0   | 9.9               | 1.8   |
| 甘 肃 Gansu            | 86.7    | 3.2   | 8.6        | 30.6               | 1.7   | 7.2               | 1.8   |
| 青 海 Qinghai          | 24.2    | 0.4   | 2.9        | 6.0                | 0.6   | 2.9               | 0.7   |
| 宁 夏 Ningxia          | 22.5    | 1.1   | 3.3        | 6.0                | 0.8   | 2.0               | 0.7   |
| 新 疆 Xinjiang         | 103.0   | 19.5  | 12.1       | 17.5               | 1.5   | 10.6              | 2.0   |

注: 因工资总额中行业缺云南数, 故分项之和不等于合计数(下同)。

## TOTAL WAGES OF STAFF AND WORKERS BY SECTOR

(100 000 000 yuan)

| 交通运输仓储<br>和邮电通信业<br>Transportation,<br>Storage,<br>Post and<br>Telecom-<br>munications<br>Services | 批发零售贸易<br>和餐饮业<br>Wholesale,<br>Retail<br>Trade<br>and Food<br>Services | 金融、<br>保险业<br>Banking<br>and<br>Insurance | 房地产业<br>Real<br>Estate<br>Management | 社会<br>服务业<br>Social<br>Services | 卫生体育和<br>社会福利业<br>Health<br>Care,<br>Sports and<br>Social<br>Welfare | 教育、文化<br>艺术和广播<br>电影电视业<br>Education,<br>Culture,<br>Art, Radio,<br>Film and<br>Television | 科学研究<br>和综合技术<br>服务事业<br>Scientific<br>Research<br>and<br>Polytech-<br>nical<br>Services | 国家机关、<br>政党机关和<br>社会团体<br>Government<br>Agencies,<br>Party<br>Agencies<br>and Social<br>Organizations | 其 他<br>Other |
|--|---|---|--------------------------------------|---------------------------------|--|--|--|---|--------------|
| 46.4   | 59.4  | 3.6                                       | 1.8                                  | 9.2                             | 13.7   | 38.6   | 5.9  | 27.0  |              |
| 58.8   | 83.0  | 5.9                                       | 2.8                                  | 14.5                            | 19.9   | 55.6   | 8.7  | 37.9  |              |
| 68.5   | 101.8   | 8.1                                       | 3.2                                  | 20.4                            | 27.4   | 72.2   | 11.8   | 53.6  |              |
| 84.6   | 123.6   | 10.7                                      | 3.8                                  | 24.2                            | 31.3   | 82.0   | 13.2   | 62.6  |              |
| 103.0  | 149.7   | 13.8                                      | 4.1                                  | 29.3                            | 37.7   | 109.3  | 16.3   | 78.7  |              |
| 123.1  | 175.7   | 17.9                                      | 5.0                                  | 36.9                            | 46.6   | 130.8  | 20.1   | 101.5   |              |
| 138.3  | 198.3   | 21.2                                      | 5.7                                  | 42.9                            | 51.9   | 145.4  | 22.6   | 116.0   |              |
| 168.3  | 250.6   | 28.4                                      | 7.0                                  | 53.5                            | 64.5   | 187.2  | 27.4   | 140.4   |              |
| 192.0  | 275.3   | 33.3                                      | 8.3                                  | 62.0                            | 73.8   | 207.3  | 30.8   | 163.3   |              |
| 214.6  | 308.2   | 39.7                                      | 9.7                                  | 72.7                            | 85.1   | 238.6  | 36.0   | 192.9   |              |
| 243.3  | 346.8   | 45.5                                      | 11.7                                 | 86.8                            | 95.3   | 260.7  | 39.5   | 217.5   |              |
| 286.0  | 400.0   | 60.6                                      | 15.8                                 | 107.5                           | 116.5  | 323.9  | 49.1   | 272.3   |              |
| 346.4  | 468.7   | 85.1                                      | 26.9                                 | 147.1                           | 139.5  | 389.7  | 63.4   | 357.7   | 18.3         |
| 9.2  | 21.9  | 1.9                                       | 2.0                                  | 18.4                            | 5.6  | 16.4   | 14.2   | 12.8  | 1.9          |
| 8.3  | 12.3  | 1.3                                       | 0.7                                  | 5.1                             | 2.7  | 6.6  | 1.7  | 5.8   | 0.5          |
| 14.4   | 16.7  | 3.4                                       | 0.6                                  | 4.2                             | 5.0  | 16.6   | 1.4  | 17.5  | 0.5          |
| 10.4   | 9.6   | 2.2                                       | 0.2                                  | 2.8                             | 2.8  | 10.2   | 1.1  | 9.9   | 0.2          |
| 8.8  | 10.3  | 2.8                                       | 0.2                                  | 2.2                             | 3.0  | 9.4  | 0.9  | 8.7   | 0.4          |
| 21.2   | 19.6  | 4.5                                       | 2.0                                  | 9.6                             | 7.3  | 19.4   | 3.2  | 15.7  | 0.5          |
| 10.7   | 13.5  | 2.3                                       | 0.8                                  | 3.6                             | 4.0  | 10.5   | 1.5  | 7.6   | 0.6          |
| 17.0   | 19.7  | 3.1                                       | 1.1                                  | 5.0                             | 4.7  | 12.6   | 1.8  | 12.7  | 1.9          |
| 25.0   | 29.6  | 2.6                                       | 3.0                                  | 16.7                            | 6.6  | 14.7   | 5.0  | 7.8   | 1.7          |
| 23.3   | 36.2  | 4.6                                       | 1.9                                  | 8.6                             | 9.0  | 26.4   | 3.5  | 16.5  | 0.5          |
| 13.0   | 22.2  | 4.3                                       | 1.0                                  | 6.0                             | 7.0  | 16.6   | 1.4  | 25.7  | 0.7          |
| 8.0  | 11.8  | 2.5                                       | 0.4                                  | 2.8                             | 4.0  | 12.3   | 1.2  | 11.7  | 0.7          |
| 7.4  | 9.1   | 2.4                                       | 0.6                                  | 3.1                             | 3.3  | 11.2   | 0.7  | 9.1   | 0.3          |
| 7.0  | 8.6   | 2.2                                       | 0.3                                  | 1.5                             | 3.4  | 10.1   | 0.9  | 8.1   |              |
| 16.9   | 25.7  | 4.5                                       | 1.0                                  | 5.9                             | 9.0  | 23.8   | 2.0  | 19.8  | 1.2          |
| 15.1   | 19.9  | 3.9                                       | 0.5                                  | 3.9                             | 6.6  | 17.1   | 1.7  | 18.7  | 1.2          |
| 15.6   | 26.1  | 3.9                                       | 0.9                                  | 5.2                             | 7.0  | 16.7   | 2.2  | 16.7  | 0.8          |
| 12.7   | 19.2  | 3.4                                       | 0.6                                  | 4.2                             | 5.6  | 18.7   | 2.1  | 17.1  | 0.4          |
| 35.3   | 57.1  | 11.2                                      | 6.7                                  | 19.8                            | 13.0   | 29.6   | 2.8  | 33.2  | 2.6          |
| 8.8  | 10.9  | 2.5                                       | 0.4                                  | 2.8                             | 4.3  | 13.5   | 1.2  | 10.6  | 0.2          |
| 2.3  | 3.1   | 1.0                                       | 0.4                                  | 1.1                             | 1.0  | 2.9  | 0.6  | 3.0   | 0.1          |
| 17.0   | 27.4  | 5.2                                       | 0.7                                  | 5.3                             | 8.8  | 26.2   | 4.1  | 22.7  | 0.3          |
| 4.3  | 4.5   | 1.2                                       | 0.2                                  | 1.2                             | 1.6  | 5.5  | 1.1  | 6.9   | 0.3          |
| 0.8  | 0.4   | 0.2                                       | 0.0                                  | 0.2                             | 0.5  | 0.9  | 0.1  | 2.0   |              |
| 9.2  | 8.7   | 1.9                                       | 0.2                                  | 2.3                             | 3.2  | 11.0   | 3.4  | 8.9   | 0.2          |
| 6.1  | 6.7   | 1.6                                       | 0.2                                  | 1.7                             | 2.3  | 7.0  | 1.1  | 6.9   | 0.2          |
| 2.6  | 1.7   | 0.5                                       |                                      | 0.6                             | 0.8  | 1.9  | 0.3  | 2.3   |              |
| 1.6  | 1.5   | 0.5                                       |                                      | 0.4                             | 0.6  | 2.0  | 0.2  | 1.6   |              |
| 7.6  | 7.8   | 1.8                                       | 0.1                                  | 1.7                             | 2.7  | 8.8  | 0.8  | 8.0   | 0.5          |

4-23 职工工资增长情况  
WAGE INCREASES FOR STAFF AND WORKERS

| 经济类型<br>Item |  | 1993    | 1993年为以下年份%<br>1993 as Percentage of Following Years |         |         |       |       |
|--------------|--|---------|--|---------|---------|-------|-------|
|              |  |         | 1978   | 1980    | 1985    | 1990  | 1992  |
| 工资总额(亿元)     | Total Wages (100 000 000 yuan)                               | 4 916.2 | 864.2  | 636.5   | 355.5   | 166.6 | 124.8 |
| 国有经济单位       | State-Owned Units  | 3 812.7 | 813.5  | 607.2   | 358.1   | 164.1 | 123.4 |
| 城镇集体经济单位     | Urban Collective-Owned Units                                 | 849.9   | 848.2  | 588.2   | 272.1   | 146.3 | 114.4 |
| 其他经济单位       | Other Ownership Units  | 253.6   |  |         | 4 298.3 | 551.3 | 240.2 |
| 奖金和计件超额工资    | Bonuses, Piece Rate and<br>Above-Quota Payments              | 1 093.0 | 9 672.6  | 1 554.8 | 524.0   | 203.2 | 133.3 |
| 国有经济单位       | State-Owned Units  | 887.3   | 7 852.2  | 1 457.0 | 573.6   | 200.0 | 129.3 |
| 城镇集体经济单位     | Urban Collective-Owned Units                                 | 141.0   |  | 1 500.0 | 268.1   | 166.7 | 126.0 |
| 其他经济单位       | Other Ownership Units  | 64.7    |  |         | 4 976.9 | 674.0 | 294.1 |
| 津贴和补贴        | Subsidies and Allowances                                     | 1 140.7 | 3 740.0  | 1 288.9 | 478.9   | 186.1 | 129.4 |
| 国有经济单位       | State-Owned Units  | 956.3   | 3 135.4  | 1 080.6 | 486.2   | 189.0 | 130.0 |
| 城镇集体经济单位     | Urban Collective-Owned Units                                 | 149.2   |  |         | 359.5   | 149.8 | 113.3 |
| 其他经济单位       | Other Ownership Units  | 35.2    |  |         |         | 495.8 | 247.9 |
| 平均工资(元)      | Average Annual Wage (yuan)                                   | 3 371   | 548.1  | 442.4   | 293.6   | 157.5 | 124.3 |
| 国有经济单位       | State-Owned Units  | 3 532   | 548.4  | 439.9   | 291.2   | 154.6 | 122.7 |
| 城镇集体经济单位     | Urban Collective-Owned Units                                 | 2 592   | 512.3  | 416.1   | 268.0   | 154.2 | 122.9 |
| 其他经济单位       | Other Ownership Units  | 4 966   |  |         | 345.8   | 166.3 | 125.2 |
| 平均奖金和计件超额工资  | Average Bonuses, Piece Rate Wage<br>and Above-Quota Payments | 749     | 6 245.2  | 1 086.1 | 433.2   | 192.2 | 132.9 |
| 国有经济单位       | State-Owned Units  | 822     | 5 137.2  | 1 053.8 | 467.0   | 188.5 | 128.6 |
| 城镇集体经济单位     | Urban Collective-Owned Units                                 | 430     |  | 1 048.7 | 263.8   | 175.5 | 135.6 |
| 其他经济单位       | Other Ownership Units  | 1 267   |  |         | 402.4   | 202.5 | 153.8 |
| 平均津贴和补贴      | Average Subsidies and Allowances                             | 782     |  |         |         | 176.2 | 128.9 |
| 国有经济单位       | State-Owned Units  | 886     |  | 770.3   | 497.7   | 178.2 | 129.3 |
| 城镇集体经济单位     | Urban Collective-Owned Units                                 | 455     |  |         | 529.1   | 158.0 | 121.7 |
| 其他经济单位       | Other Ownership Units  | 689     |  |         |         | 150.8 | 129.3 |

4-24 分细行业职工工资总额 (1993)  
TOTAL WAGES OF STAFF AND WORKERS BY SECTOR (1993)

单位: 亿元

(100 000 000 yuan)

| 项 目<br>Item  | 合 计<br>Total   | 国有经济<br>单 位<br>State-<br>Owned<br>Units | 城镇集体<br>经济单位<br>Urban<br>Collective-<br>Owned<br>Units | 其他经济<br>单 位<br>Other<br>Units |
|--|----------------|---|--|-------------------------------|
| <b>全国总计</b><br><b>National Total</b>   | <b>4 916.2</b> | <b>3 812.7</b>                          | <b>849.9</b>   | <b>253.6</b>                  |
| <b>按隶属关系分组</b><br><b>Grouped by Administrative Relationship</b>                        |                |   |  |                               |
| 中央<br>Under Central Government   | 1 031.7        | 1 031.7                                 |  |                               |
| 省、自治区、直辖市<br>Under Provincial Government   | 774.4          | 774.4                                   |  |                               |
| 地区<br>Under Prefectural Government   | 967.0          | 967.0                                   |  |                               |
| 县及县以下<br>At and Below County Level   | 1 031.1        | 1 031.1                                 |  |                               |
| 其他<br>Other  | 8.5            | 8.5                                     |  |                               |
| <b>按企、事业和机关分组</b><br><b>Grouped by Enterprises, Institutions<br/>and Organizations</b> |                |   |  |                               |
| 企业<br>Enterprises  | 3 771.8        | 2 718.7                                 | 800.0  | 253.0                         |
| #地方<br>Local   | 1 826.8        | 1 826.8                                 |  |                               |
| 事业<br>Institutions   | 801.0          | 767.8                                   | 33.0   | 0.2                           |
| #地方<br>Local   | 640.7          | 640.7                                   |  |                               |
| 机关<br>Organizations  | 330.6          | 326.2                                   | 4.4  |                               |
| #地方<br>Local   | 313.5          | 313.5                                   |  |                               |
| <b>按国民经济行业分组</b><br><b>Grouped by Sector</b>   |                |   |  |                               |
| 农、林、牧、渔业<br>Farming, Forestry, Animal Husbandry and Fishery                            | 143.0          | 136.5                                   | 5.7  | 0.8                           |
| 农业<br>Farming  | 76.5           | 74.5                                    | 1.8  | 0.1                           |
| 林业<br>Forestry   | 20.3           | 19.8                                    | 0.4  | ...                           |
| 畜牧业<br>Animal Husbandry  | 11.7           | 10.8                                    | 0.3  | 0.5                           |
| 渔业<br>Fishery  | 5.5            | 5.1                                     | 0.3  | 0.1                           |
| 农林牧渔服务业<br>Services  | 24.1           | 21.3                                    | 2.8  | ...                           |
| 采掘业<br>Excavation  | 337.7          | 317.1                                   | 20.0   | 0.6                           |
| 制造业<br>Manufacturing   | 1 796.3        | 1 215.6                                 | 380.7  | 200.1                         |
| 电力、煤气及水的生产和供应业<br>Power Generation, Gas and Water Production and Supply                | 96.5           | 91.6                                    | 2.8  | 2.1                           |
| 建筑业<br>Construction  | 433.4          | 280.7                                   | 147.9  | 4.8                           |
| 土木工程建筑业<br>Civil Engineering   | 370.8          | 235.5                                   | 132.4  | 2.8                           |
| 线路管道和设备安装业<br>Installation of Pipelines, Power Lines and Equipment                     | 47.3           | 36.1                                    | 10.7   | 0.4                           |
| 建筑物的装修装饰业<br>Installation of Decorations and Fixtures                                  | 9.5            | 3.1                                     | 4.7  | 1.6                           |
| 地质勘查、水利管理业<br>Geological Prospecting and Water Conservancy                             | 53.5           | 52.9                                    | 0.6  | ...                           |
| 地质勘查业<br>Geological Prospecting  | 37.8           | 37.6                                    | 0.2  | ...                           |
| 水利管理业<br>Water Conservancy   | 14.2           | 13.8                                    | 0.3  | ...                           |
| 交通运输、仓储及邮电<br>通信业<br>Transportation, Storage, Post and Telecommunications Services     | 346.4          | 301.3                                   | 40.4   | 4.7                           |
| 铁路运输业<br>Railways  | 117.6          | 115.8                                   | 1.8  | ...                           |
| 公路运输业<br>Highways  | 60.1           | 40.2                                    | 18.1   | 1.8                           |
| 管道运输业<br>Pipelines   | 1.3            | 1.3                                     | ...  | ...                           |
| 水上运输业<br>Waterways   | 40.0           | 27.0                                    | 12.1   | 1.0                           |
| 航空运输业<br>Air Transportation  | 5.3            | 5.0                                     | 0.1  | 0.2                           |
| 交通运输辅助业<br>Subsidiary Transportation   | 48.3           | 41.0                                    | 6.4  | 0.9                           |
| 其他交通运输业<br>Other Transportation  | 1.3            | 0.6                                     | 0.6  | ...                           |
| 仓储业<br>Storage   | 12.0           | 10.9                                    | 0.9  | 0.3                           |
| 邮电通信业<br>Post and Telecommunications Services  | 53.6           | 52.6                                    | 0.4  | 0.6                           |
| 批发零售贸易和餐饮业<br>Wholesale, Retail Trade and Food Services                                | 468.7          | 291.5                                   | 159.2  | 18.0                          |
| 食品饮料烟草和家庭用品批发业<br>Wholesale Food, Drink, Tobacco and Household Articles                | 147.9          | 107.8                                   | 36.8   | 3.3                           |
| 能源材料和机械电子设备批发业<br>Wholesale Energy, Materials and Electronic Equipment                 | 80.5           | 61.5                                    | 17.2   | 1.7                           |
| 其他批发业<br>Other Wholesale   | 24.8           | 11.6                                    | 12.6   | 0.6                           |

续表 1 continued

单位: 亿元

(100 000 000 yuan)

| 项 目<br>Item |  | 合 计<br>Total | 国有经济<br>单 位<br>State-<br>Owned<br>Units | 城镇集体<br>经济单位<br>Urban<br>Collective-<br>Owned<br>Units | 其他经济<br>单 位<br>Other<br>Units |
|-------------|--|--------------|---|--|-------------------------------|
| 零售业         | Retail   | 183.3        | 89.5                                    | 84.8   | 9.0                           |
| 商业经纪与代理     | Commercial Management and Agencies             | 1.1          | 0.8                                     | 0.2  | 0.1                           |
| 餐饮业         | Food Services                                  | 24.2         | 13.2                                    | 7.5  | 3.4                           |
| 金融、保险业      | Banking and Insurance                          | 85.1         | 67.6                                    | 16.5   | 1.0                           |
| 金融业         | Banking  | 78.9         | 61.6                                    | 16.5   | 0.8                           |
| 保险业         | Insurance                                      | 4.4          | 4.2                                     | ...  | 0.2                           |
| 房地产业        | Real Estate Management                         | 26.9         | 22.3                                    | 1.7  | 2.8                           |
| 房地产开发与经营业   | Real Estate Development and Management         | 13.4         | 9.6                                     | 1.3  | 2.5                           |
| 房地产管理业      | Real Estate Management                         | 13.1         | 12.3                                    | 0.4  | 0.3                           |
| 房地产代理与经纪业   | Real Estate Management and Agencies            | 0.3          | 0.2                                     | ...  | ...                           |
| 社会服务业       | Social Services                                | 147.1        | 104.9                                   | 26.4   | 15.8                          |
| 公共服务业       | Public Services                                | 62.2         | 56.2                                    | 5.3  | 0.7                           |
| 居民服务业       | Residential Services                           | 16.5         | 7.0                                     | 8.2  | 1.2                           |
| 旅馆业         | Hotels   | 42.1         | 25.5                                    | 4.9  | 11.7                          |
| 租赁服务业       | Rentals  | 0.6          | 0.5                                     | 0.1  | 0.1                           |
| 旅游业         | Tourism  | 3.6          | 3.1                                     | 0.2  | 0.3                           |
| 娱乐服务业       | Recreational Services                          | 1.8          | 0.6                                     | 0.3  | 0.8                           |
| 信息、咨询服务业    | Information and Consultancy Services           | 6.0          | 4.1                                     | 1.7  | 0.2                           |
| 计算机应用服务业    | Computer Supply Services                       | 1.4          | 0.6                                     | 0.4  | 0.4                           |
| 其他社会服务业     | Other Social Services                          | 11.7         | 6.0                                     | 5.3  | 0.4                           |
| 卫生体育和社会福利业  | Health Care, Sports and Social Welfare         | 139.5        | 122.2                                   | 17.3   | 0.1                           |
| 卫生          | Health Care                                    | 128.7        | 111.9                                   | 16.7   | ...                           |
| 体育          | Sports   | 2.6          | 2.6                                     | ...  | ...                           |
| 社会福利保障业     | Social Welfare                                 | 5.0          | 4.4                                     | 0.5  | ...                           |
| 教育、文化艺术和广播  | Education, Culture and Arts, Radio, Film and   |              |   |  |                               |
| 电影电视业       | Television                                     | 389.7        | 383.4                                   | 6.1  | 0.3                           |
| 教育          | Education                                      | 345.9        | 341.1                                   | 4.8  | ...                           |
| #普通高等学校     | Institutions of Higher Education               | 41.4         | 41.3                                    | 0.1  | 0.0                           |
| 普通中学        | Secondary Schools                              | 108.7        | 107.9                                   | 0.8  | ...                           |
| 小学校         | Primary Schools                                | 128.7        | 126.5                                   | 2.1  | ...                           |
| 文化艺术业       | Culture and Arts                               | 19.1         | 18.2                                    | 0.8  | 0.1                           |
| 广播、电影、电视业   | Radio, Film and Television                     | 13.4         | 12.8                                    | 0.4  | 0.1                           |
| 科学研究和综合技术服  | Scientific Research and Polytechnical Services |              |   |  |                               |
| 务业          |  | 63.4         | 59.0                                    | 2.9  | 1.5                           |
| 科学研究业       | Scientific Research                            | 40.1         | 39.9                                    | 0.2  | ...                           |
| 自然科学研究      | Natural Sciences                               | 33.6         | 33.4                                    | 0.1  | 0.1                           |
| 社会科学研究      | Social Sciences                                | 2.0          | 2.0                                     | ...  | ...                           |
| 综合科学研究      | Comprehensive Sciences                         | 4.6          | 4.6                                     | ...  | ...                           |
| 综合技术服务业     | Polytechnical Services                         | 22.2         | 18.0                                    | 2.7  | 1.5                           |
| 气象          | Atmospheric                                    | 2.0          | 2.0                                     | ...  | ...                           |
| 地震          | Seismology                                     | 0.5          | 0.5                                     | ...  | ...                           |
| 测绘          | Surveying and Mapping                          | 1.7          | 1.7                                     | ...  | ...                           |
| 技术监督        | Technology Supervisor                          | 3.2          | 3.1                                     | 0.1  | ...                           |
| 海洋环境        | Sea and Ocean Environments                     | 0.3          | 0.3                                     | ...  | ...                           |
| 环境保护        | Environmental Protection                       | 1.7          | 1.7                                     | 0.1  | ...                           |
| 技术推广和科技交流   | Technology Promotion and Exchange Services     |              |   |  |                               |
| 服务业         |  | 2.0          | 1.6                                     | 0.2  | 0.1                           |
| 其他综合技术服务业   | Other Polytechnical Services                   | 10.9         | 7.2                                     | 2.4  | 1.3                           |
| 国家机关、政党机关和  | Government Agencies, Party Agencies and Social |              |   |  |                               |
| 社会团体        | Organizations                                  | 357.7        | 353.3                                   | 4.4  | 0.1                           |
| # 国家机关      | Government Agencies                            | 296.7        | 293.0                                   | 3.7  | ...                           |
| 政党机关        | Party Agencies                                 | 18.5         | 18.5                                    | ...  | ...                           |
| 其他          | Other  | 18.3         | 12.9                                    | 4.9  | 0.5                           |

4-25 国有单位职工工资总额构成  
TOTAL WAGES OF STAFF AND WORKERS IN STATE-OWNED UNITS

单位：%

(%)

| 项 目<br>Item   | 1978  | 1980  | 1985  | 1990  | 1991  | 1992  | 1993  |
|---|-------|-------|-------|-------|-------|-------|-------|
| 工资总额<br>Total Wage Bill   | 100.0 | 100.0 | 100.0 | 100.0 | 100.0 | 100.0 | 100.0 |
| 计时和计件标准工资<br>Time Wage and Piece Rate Standard Wage               | 85.7  | 72.4  | 64.6  | 55.7  | 55.4  | 51.7  | 46.6  |
| 奖金和计件超额工资<br>Bonuses, Piece Rate Wage and Above-Quota<br>Payments | 2.4   | 9.7   | 14.5  | 19.0  | 20.0  | 22.2  | 23.3  |
| 津贴和补贴<br>Subsidies and Allowances                                 | 6.5   | 14.1  | 18.5  | 21.8  | 22.1  | 23.8  | 25.1  |
| 其他<br>Other   | 5.4   | 3.8   | 2.4   | 3.4   | 2.5   | 2.4   | 5.1   |

注：1985-1993年计时工资中包括基本工资和职务工资在内。

a) Time wage from 1985 to 1993 includes basic wages and level wages.

4-26 国有单位分行业职工工资总额构成 (1993年)

TOTAL WAGES OF STAFF AND WORKERS IN STATE-OWNED UNITS BY SECTOR (1993)

单位：%

(%)

| 行 业<br>Item   | 计时和计件<br>标准工资<br>Time Wage<br>and Piece<br>Rate Wage | 奖金和计件<br>超额工资<br>Bonuses,<br>Piece Rate<br>Wage and<br>Above-Quota<br>Payments | 津贴和<br>补 贴<br>Subsidies<br>and<br>Allowances | 其 他<br>Other |
|---|--|--|--|--------------|
| 全国总计<br>National Total  | 46.6   | 23.3   | 25.1   | 5.1          |
| 农、林、牧、渔业<br>Farming, Forestry, Animal Husbandry and Fishery                             | 57.6   | 12.5   | 22.0   | 8.0          |
| 采掘业<br>Excavation   | 47.3   | 22.1   | 26.3   | 4.3          |
| 制造业<br>Manufacturing  | 50.2   | 25.0   | 20.6   | 4.2          |
| 电力、煤气及水的生产<br>和供应业<br>Power Generation, Gas and Water Production and<br>Supply          | 47.8   | 25.1   | 22.5   | 4.6          |
| 建筑业<br>Construction   | 47.7   | 27.8   | 17.8   | 6.7          |
| 地质勘查、水利管理业<br>Geological Prospecting and Water Conservancy                              | 42.0   | 20.4   | 32.9   | 4.7          |
| 交通运输、仓储及邮电<br>通信业<br>Transportation, Storage, Post and Telecommuni-<br>cations Services | 43.2   | 27.4   | 25.0   | 4.3          |
| 批发和零售贸易餐饮业<br>Wholesale, Retail Trade and Food Services                                 | 48.8   | 22.4   | 22.0   | 6.8          |
| 金融、保险业<br>Banking and Insurance   | 35.2   | 22.0   | 36.8   | 5.9          |
| 房地产业<br>Real Estate Management  | 42.2   | 29.1   | 24.2   | 4.5          |
| 社会服务业<br>Social Services  | 41.0   | 26.0   | 25.4   | 6.6          |
| 卫生体育和社会福利业<br>Health Care, Sports and Social Welfare                                    | 38.2   | 22.3   | 34.5   | 5.0          |
| 教育、文化艺术和广播<br>电影电视业<br>Education, Culture and Arts, Radio, Film and<br>Television       | 43.2   | 19.1   | 33.1   | 4.7          |
| 科学研究和综合技术服<br>务业<br>Scientific Research and Polytechnical Services                      | 40.2   | 21.7   | 33.4   | 4.7          |
| 国家机关、政党机关和<br>社会团体<br>Government Agencies, Party Agencies and Social<br>Organizations   | 41.6   | 20.3   | 32.3   | 5.9          |
| 其他<br>Other   | 43.4   | 21.7   | 28.7   | 6.2          |

4-27 国有经济单位分行业职工工资总额

单位:亿元

| 年份   | 地区             | 合计      | 农、林、<br>牧、渔业  | 采掘业        | 制造业                | 电力、煤气和<br>水生产供应业  | 建筑业               | 地质勘查业<br>水利管理业  |
|------|----------------|---------|---|------------|--------------------|---|-------------------|---|
| Year | Region         | Total   | Farming,<br>Forestry,<br>Animal<br>Husbandry<br>and Fishery | Excavation | Manufac-<br>turing | Power<br>Generation,<br>Gas and Water<br>Production<br>and Supply | Construc-<br>tion | Geological<br>Prospecting<br>and Water<br>Conservancy |
| 1978 |                | 468.7   | 37.3  | 41.4       | 159.3              | 8.9   | 33.5              | 12.6  |
| 1980 |                | 627.9   | 46.7  | 54.4       | 209.4              | 11.7  | 43.6              | 16.6  |
| 1983 |                | 748.1   | 51.9  | 61.3       | 238.3              | 14.0  | 49.9              | 19.4  |
| 1984 |                | 875.8   | 57.7  | 75.3       | 292.8              | 17.1  | 66.3              | 22.9  |
| 1985 |                | 1 064.8 | 65.0  | 95.9       | 347.2              | 16.6  | 82.4              | 27.6  |
| 1986 |                | 1 288.5 | 77.6  | 116.4      | 419.5              | 21.1  | 95.2              | 31.5  |
| 1987 |                | 1 459.3 | 85.4  | 124.6      | 486.2              | 25.3  | 105.6             | 35.1  |
| 1988 |                | 1 807.1 | 96.0  | 148.5      | 611.7              | 32.1  | 124.3             | 40.9  |
| 1989 |                | 2 050.2 | 103.6   | 182.7      | 693.9              | 38.1  | 133.3             | 44.3  |
| 1990 |                | 2 324.1 | 114.8   | 213.2      | 771.0              | 47.0  | 144.3             | 48.4  |
| 1991 |                | 2 594.9 | 121.9   | 236.0      | 861.2              | 54.2  | 162.6             | 53.0  |
| 1992 |                | 3 090.4 | 133.2   | 257.3      | 1 012.2            | 66.4  | 197.2             | 63.9  |
| 1993 |                | 3 812.7 | 136.5   | 317.1      | 1 215.6            | 91.6  | 280.7             | 52.9  |
| 北京   | Beijing        | 167.0   | 1.3   | 2.3        | 51.0               | 2.4   | 20.9              | 2.0   |
| 天津   | Tianjin        | 87.3    | 0.6   | 5.9        | 36.5               | 1.5   | 6.3               | 0.7   |
| 河北   | Hebei          | 173.9   | 2.7   | 19.4       | 54.4               | 4.8   | 16.2              | 5.6   |
| 山西   | Shanxi         | 115.6   | 0.9   | 27.1       | 30.8               | 2.8   | 10.4              | 1.3   |
| 内蒙古  | Inner Mongolia | 89.5    | 6.3   | 12.2       | 19.6               | 3.2   | 6.8               | 1.5   |
| 辽宁   | Liaoning       | 243.9   | 6.8   | 24.0       | 94.7               | 6.3   | 23.6              | 2.0   |
| 吉林   | Jilin          | 111.6   | 3.7   | 14.1       | 34.2               | 2.6   | 9.2               | 1.5   |
| 黑龙江  | Heilongjiang   | 182.6   | 12.9  | 43.0       | 41.9               | 4.2   | 11.0              | 1.4   |
| 上海   | Shanghai       | 207.0   | 2.3   | 0.0        | 97.7               | 5.3   | 11.5              | 1.4   |
| 江苏   | Jiangsu        | 222.5   | 7.3   | 11.7       | 87.4               | 5.5   | 10.5              | 2.6   |
| 浙江   | Zhejiang       | 136.3   | 2.7   | 2.1        | 43.3               | 3.7   | 4.6               | 1.6   |
| 安徽   | Anhui          | 108.1   | 2.6   | 11.6       | 35.7               | 2.3   | 8.6               | 1.8   |
| 福建   | Fujian         | 75.7    | 2.7   | 2.8        | 21.3               | 2.2   | 5.9               | 0.9   |
| 江西   | Jiangxi        | 85.5    | 5.4   | 8.5        | 26.2               | 2.0   | 4.5               | 1.6   |
| 山东   | Shandong       | 208.7   | 2.8   | 29.4       | 65.1               | 5.2   | 10.8              | 2.1   |
| 河南   | Henan          | 168.9   | 1.9   | 21.8       | 51.7               | 5.3   | 9.5               | 2.4   |
| 湖北   | Hubei          | 174.3   | 11.2  | 3.3        | 59.5               | 4.5   | 12.6              | 2.9   |
| 湖南   | Hunan          | 148.6   | 7.2   | 8.6        | 47.2               | 3.6   | 7.7               | 2.4   |
| 广东   | Guangdong      | 302.0   | 9.4   | 6.1        | 76.5               | 5.7   | 27.1              | 3.5   |
| 广西   | Guangxi        | 95.4    | 4.9   | 4.2        | 26.5               | 2.4   | 6.9               | 1.6   |
| 海南   | Hainan         | 26.7    | 6.6   | 1.3        | 3.0                | 0.7   | 1.5               | 0.3   |
| 四川   | Sichuan        | 230.6   | 3.0   | 16.1       | 86.4               | 5.3   | 19.4              | 2.4   |
| 贵州   | Guizhou        | 54.0    | 0.7   | 3.6        | 19.3               | 1.3   | 3.9               | 0.6   |
| 云南   | Yunnan         | 84.1    | 5.0   | 5.0        | 22.2               | 2.1   | 5.9               | 1.5   |
| 西藏   | Tibet          | 6.6     | 0.3   | 0.1        | 0.3                | 0.3   | 0.4               | 0.2   |
| 陕西   | Shaanxi        | 98.8    | 1.3   | 6.6        | 35.4               | 2.0   | 8.2               | 1.8   |
| 甘肃   | Gansu          | 75.3    | 3.1   | 8.3        | 24.8               | 1.7   | 5.6               | 1.8   |
| 青海   | Qinghai        | 22.0    | 0.4   | 2.9        | 5.2                | 0.6   | 2.2               | 0.7   |
| 宁夏   | Ningxia        | 19.6    | 1.1   | 2.9        | 4.8                | 0.8   | 1.3               | 0.7   |
| 新疆   | Xinjiang       | 90.8    | 19.1  | 11.8       | 13.1               | 1.5   | 7.4               | 2.0   |

TOTAL WAGES OF STAFF AND WORKERS IN STATE-OWNED UNITS BY SECTOR

(100 000 000 yuan)

| 交通运输仓储<br>和邮电通信业<br>Transportation,<br>Storage,<br>Post and Tele-<br>communications<br>Services | 批发零售贸易<br>和餐饮业<br>Wholesale,<br>Retail<br>Trade<br>and Food<br>Services | 金融、<br>保险业<br>Banking<br>and<br>Insurance | 房地产业<br>Real<br>Estate<br>Management | 社 会<br>服务业<br>Social<br>Services | 卫生体育和<br>社会福利业<br>Health<br>Care,<br>Sports and<br>Social<br>Welfare | 教育、文化<br>艺术和广播<br>电影电视业<br>Education,<br>Culture,<br>Art, Radio,<br>Film and<br>Television | 科学研究<br>和综合技术<br>服务事业<br>Scientific<br>Research<br>and<br>Polytech-<br>nical<br>Services | 国家机关、<br>政党机关和<br>社会团体<br>Government<br>Agencies,<br>Party<br>Agencies<br>and Social<br>Organizations | 其 他<br>Other |
|---|---|---|--------------------------------------|----------------------------------|--|--|--|---|--------------|
| 33.5  | 51.6  | 2.6                                       | 1.7                                  | 6.5                              | 10.7   | 36.7   | 5.9  | 26.5  |              |
| 44.1  | 70.3  | 4.3                                       | 2.5                                  | 9.7                              | 15.7   | 53.0   | 8.7  | 37.2  |              |
| 51.5  | 83.4  | 6.1                                       | 2.8                                  | 13.2                             | 22.1   | 69.9   | 11.7   | 52.6  |              |
| 64.5  | 73.4  | 8.3                                       | 3.4                                  | 15.9                             | 25.4   | 79.4   | 13.1   | 60.3  |              |
| 79.1  | 85.9  | 10.8                                      | 3.7                                  | 20.9                             | 31.0   | 106.4  | 16.1   | 76.2  |              |
| 95.7  | 103.0   | 13.8                                      | 4.5                                  | 26.5                             | 38.1   | 127.5  | 19.8   | 98.3  |              |
| 108.3   | 117.1   | 16.4                                      | 5.1                                  | 30.6                             | 43.1   | 141.8  | 22.3   | 112.4   |              |
| 134.2   | 152.1   | 22.1                                      | 6.3                                  | 38.5                             | 53.8   | 183.3  | 27.1   | 136.2   |              |
| 154.6   | 169.7   | 25.8                                      | 7.4                                  | 44.2                             | 61.9   | 202.9  | 30.3   | 158.5   |              |
| 175.3   | 189.6   | 30.7                                      | 8.7                                  | 52.6                             | 71.8   | 233.7  | 35.3   | 187.7   |              |
| 199.1   | 213.5   | 35.1                                      | 10.3                                 | 61.9                             | 80.6   | 255.6  | 38.5   | 211.4   |              |
| 237.3   | 251.5   | 47.1                                      | 14.1                                 | 78.2                             | 101.0  | 317.9  | 47.5   | 265.5   |              |
| 301.3   | 291.5   | 67.6                                      | 22.3                                 | 104.9                            | 122.2  | 383.4  | 59.0   | 353.3   | 12.9         |
| 8.8   | 15.1  | 1.7                                       | 1.9                                  | 12.3                             | 5.1  | 16.2   | 11.5   | 12.8  | 1.5          |
| 7.1   | 6.4   | 1.1                                       | 0.6                                  | 3.7                              | 2.7  | 6.5  | 1.6  | 5.7   | 0.3          |
| 13.2  | 10.9  | 2.6                                       | 0.5                                  | 3.4                              | 4.8  | 16.5   | 1.3  | 17.2  | 0.4          |
| 9.8   | 5.8   | 1.6                                       | 0.2                                  | 1.6                              | 2.4  | 10.1   | 1.0  | 9.7   | 0.1          |
| 7.9   | 6.3   | 2.3                                       | 0.2                                  | 1.4                              | 2.7  | 9.4  | 0.9  | 8.6   | 0.2          |
| 18.8  | 11.2  | 3.1                                       | 1.6                                  | 7.4                              | 6.8  | 19.3   | 3.0  | 15.3  | 0.3          |
| 9.3   | 8.4   | 1.8                                       | 0.7                                  | 2.7                              | 3.6  | 10.4   | 1.4  | 7.5   | 0.5          |
| 15.8  | 13.4  | 2.8                                       | 1.0                                  | 3.4                              | 4.4  | 12.5   | 1.6  | 12.5  | 0.9          |
| 22.1  | 16.6  | 2.1                                       | 2.4                                  | 12.5                             | 5.3  | 14.6   | 4.9  | 7.7   | 0.7          |
| 16.8  | 19.8  | 3.4                                       | 1.6                                  | 6.2                              | 6.2  | 23.6   | 3.4  | 16.2  | 0.4          |
| 10.0  | 12.1  | 2.8                                       | 0.8                                  | 3.5                              | 5.3  | 16.3   | 1.3  | 25.5  | 0.5          |
| 6.3   | 7.2   | 2.0                                       | 0.3                                  | 2.0                              | 3.0  | 11.7   | 1.1  | 11.6  | 0.2          |
| 6.3   | 5.9   | 1.9                                       | 0.3                                  | 1.9                              | 2.5  | 11.2   | 0.7  | 9.0   | 0.3          |
| 6.2   | 5.6   | 1.9                                       | 0.2                                  | 1.1                              | 3.2  | 10.1   | 0.9  | 8.0   |              |
| 15.3  | 15.4  | 3.6                                       | 0.8                                  | 4.7                              | 7.5  | 23.4   | 2.0  | 19.6  | 1.0          |
| 13.6  | 11.9  | 3.0                                       | 0.5                                  | 2.9                              | 6.3  | 17.1   | 1.7  | 18.6  | 1.0          |
| 13.1  | 16.8  | 3.3                                       | 0.7                                  | 3.9                              | 6.4  | 16.5   | 2.1  | 16.5  | 0.8          |
| 10.5  | 12.2  | 2.4                                       | 0.5                                  | 3.1                              | 5.4  | 18.6   | 2.1  | 16.7  | 0.4          |
| 29.1  | 38.5  | 9.2                                       | 5.5                                  | 12.6                             | 12.3   | 29.1   | 2.7  | 32.4  | 2.3          |
| 7.8   | 7.1   | 1.9                                       | 0.3                                  | 2.3                              | 4.3  | 13.4   | 1.2  | 10.5  | 0.2          |
| 2.0   | 2.4   | 0.9                                       | 0.2                                  | 0.7                              | 0.8  | 2.9  | 0.5  | 3.0   | ...          |
| 13.8  | 15.4  | 4.0                                       | 0.6                                  | 4.4                              | 7.1  | 25.9   | 4.0  | 22.5  | 0.2          |
| 4.2   | 3.3   | 1.0                                       | 0.1                                  | 0.8                              | 1.6  | 5.5  | 1.1  | 6.8   | 0.1          |
| 6.9   | 6.9   | 1.9                                       | 0.2                                  | 1.3                              | 3.2  | 11.3   | 1.0  | 9.7   |              |
| 0.8   | 0.3   | 0.2                                       | ...                                  | 0.2                              | 0.5  | 0.9  | 0.1  | 2.0   |              |
| 8.4   | 5.6   | 1.5                                       | 0.2                                  | 1.7                              | 2.8  | 10.8   | 3.4  | 8.8   | 0.1          |
| 5.9   | 3.8   | 1.4                                       | 0.1                                  | 1.5                              | 2.2  | 6.9  | 1.0  | 6.8   | 0.2          |
| 2.6   | 1.2   | 0.5                                       | ...                                  | 0.5                              | 0.8  | 1.9  | 0.3  | 2.3   | ...          |
| 1.6   | 1.0   | 0.4                                       | ...                                  | 0.3                              | 0.6  | 2.0  | 0.2  | 1.6   | ...          |
| 7.3   | 5.1   | 1.5                                       | 0.1                                  | 1.3                              | 2.6  | 8.8  | 0.8  | 7.9   | 0.3          |



4-28 城镇集体经济单位分行业职工工资总额

单位: 亿元

| 年份   | 地区             | 合计    | 农、林、<br>牧、渔业  | 采掘业        | 制造业                | 电力、煤气和<br>水生产供应业  | 建筑业               | 地质勘查业<br>水利管理业  |
|------|----------------|-------|---|------------|--------------------|---|-------------------|---|
| Year | Region         | Total | Farming,<br>Forestry,<br>Animal<br>Husbandry<br>and Fishery | Excavation | Manufac-<br>turing | Power<br>Generation,<br>Gas and Water<br>Production<br>and Supply | Construc-<br>tion | Geological<br>Prospecting<br>and Water<br>Conservancy |
| 1978 |                | 100.2 | 1.7   | 2.7        | 55.5               | 0.2   | 10.1              | 0.03  |
| 1980 |                | 144.5 | 2.2   | 4.0        | 80.4               | 0.2   | 16.1              | 0.07  |
| 1983 |                | 186.5 | 3.3   | 4.9        | 99.4               | 0.3   | 24.9              | 0.08  |
| 1984 |                | 254.0 | 3.4   | 6.0        | 122.0              | 0.4   | 30.2              | 0.09  |
| 1985 |                | 312.3 | 3.7   | 7.5        | 151.9              | 0.5   | 37.6              | 0.09  |
| 1986 |                | 362.8 | 4.2   | 8.6        | 176.8              | 0.7   | 43.6              | 0.09  |
| 1987 |                | 409.1 | 4.6   | 9.6        | 200.8              | 1.0   | 50.5              | 0.04  |
| 1988 |                | 487.6 | 5.0   | 11.6       | 240.7              | 1.1   | 59.6              | 0.03  |
| 1989 |                | 534.4 | 5.3   | 12.9       | 266.5              | 1.3   | 62.4              | 0.04  |
| 1990 |                | 581.0 | 5.2   | 16.5       | 286.2              | 1.6   | 66.6              | 0.40  |
| 1991 |                | 658.6 | 5.6   | 19.8       | 319.6              | 2.2   | 81.0              | 0.60  |
| 1992 |                | 743.2 | 5.8   | 21.2       | 356.0              | 2.6   | 101.2             | 0.70  |
| 1993 |                | 849.9 | 5.7   | 20.0       | 380.7              | 2.8   | 147.9             | 0.57  |
| 北京   | Beijing        | 27.5  | 0.03  | ...        | 8.5                | ...   | 8.0               | ...   |
| 天津   | Tianjin        | 18.9  | 0.03  | ...        | 10.0               | 0.01  | 1.3               | 0.01  |
| 河北   | Hebei          | 32.4  | 0.09  | 0.6        | 15.9               | 0.38  | 6.1               | 0.01  |
| 山西   | Shanxi         | 20.5  | 0.06  | 3.1        | 8.0                | 0.09  | 2.4               | 0.01  |
| 内蒙古  | Inner Mongolia | 18.6  | 0.22  | 0.9        | 5.6                | 0.01  | 5.2               | 0.01  |
| 辽宁   | Liaoning       | 76.8  | 0.27  | 2.6        | 35.1               | 0.12  | 24.2              | 0.04  |
| 吉林   | Jilin          | 28.1  | 0.09  | 1.2        | 14.4               | 0.18  | 4.1               | 0.01  |
| 黑龙江  | Heilongjiang   | 38.4  | 0.75  | 3.9        | 14.9               | 0.16  | 8.2               | 0.05  |
| 上海   | Shanghai       | 36.6  | 0.01  | ...        | 16.7               | 0.03  | 2.0               | 0.01  |
| 江苏   | Jiangsu        | 85.9  | 0.32  | 0.8        | 47.4               | 0.24  | 6.9               | 0.08  |
| 浙江   | Zhejiang       | 58.8  | 0.12  | 0.1        | 29.0               | 0.05  | 11.6              | 0.05  |
| 安徽   | Anhui          | 24.8  | 0.58  | 0.9        | 10.8               | 0.07  | 3.3               | 0.01  |
| 福建   | Fujian         | 19.0  | 0.09  | 0.2        | 7.7                | 0.11  | 5.1               | ...   |
| 江西   | Jiangxi        | 14.1  | 0.06  | 0.4        | 6.7                | 0.04  | 2.1               | ...   |
| 山东   | Shandong       | 49.4  | 0.52  | 2.2        | 26.5               | 0.05  | 5.4               | 0.01  |
| 河南   | Henan          | 28.9  | 0.68  | 0.9        | 12.4               | 0.12  | 3.1               | 0.03  |
| 湖北   | Hubei          | 34.9  | 0.38  | 0.1        | 16.9               | 0.09  | 4.3               | 0.01  |
| 湖南   | Hunan          | 29.5  | 0.29  | 0.2        | 12.7               | 0.04  | 3.8               | 0.06  |
| 广东   | Guangdong      | 83.7  | 0.19  | 0.4        | 37.6               | 0.74  | 18.3              | 0.09  |
| 广西   | Guangxi        | 13.4  | 0.03  | 0.3        | 4.8                | 0.07  | 2.8               | 0.01  |
| 海南   | Hainan         | 2.0   | 0.02  | 0.0        | 0.3                | 0.01  | 0.7               | ...   |
| 四川   | Sichuan        | 48.5  | 0.73  | 0.3        | 19.3               | 0.08  | 9.1               | 0.03  |
| 贵州   | Guizhou        | 6.7   | ...   | 0.1        | 2.4                | 0.04  | 2.0               | ...   |
| 云南   | Yunnan         | 12.5  | ...   | ...        | ...                | ...   | ...               | ...   |
| 西藏   | Tibet          | 0.3   | 0.01  | ...        | 0.1                | ...   | 0.1               | ...   |
| 陕西   | Shaanxi        | 12.5  | 0.06  | 0.1        | 5.7                | ...   | 1.6               | 0.01  |
| 甘肃   | Gansu          | 10.7  | 0.10  | 0.2        | 5.5                | ...   | 1.5               | 0.02  |
| 青海   | Qinghai        | 2.1   | 0.01  | ...        | 0.8                | ...   | 0.7               | ...   |
| 宁夏   | Ningxia        | 2.7   | 0.05  | 0.3        | 1.0                | ...   | 0.7               | ...   |
| 新疆   | Xinjiang       | 11.6  | 0.39  | 0.2        | 3.9                | 0.01  | 3.2               | ...   |

TOTAL WAGES OF STAFF AND WORKERS IN  
URBAN COLLECTIVE-OWNED UNITS BY SECTOR

(100 000 000 yuan)

| 交通运输仓储<br>和邮电通信业<br>Transportation,<br>Storage,<br>Post and<br>Telecom-<br>munications<br>Services | 批发零售贸易<br>和餐饮业<br>Wholesale,<br>Retail<br>Trade<br>and Food<br>Services | 金融、<br>保险业<br>Banking<br>and<br>Insurance | 房地产业<br>Real<br>Estate<br>Management | 社会<br>服务业<br>Social<br>Services | 卫生体育和<br>社会福利业<br>Health<br>Care,<br>Sports and<br>Social<br>Welfare | 教育、文化<br>艺术和广播<br>电影电视业<br>Education,<br>Culture,<br>Art, Radio,<br>Film and<br>Television | 科学研究<br>和综合技术<br>服务事业<br>Scientific<br>Research<br>and<br>Polytech-<br>nical<br>Services | 国家机关和<br>社会团体<br>Party<br>Agencies<br>and Social<br>Organizations | 其他<br>Other |
|--|---|---|--------------------------------------|---------------------------------|--|--|--|---|-------------|
| 12.9   | 7.8   | 1.0                                       | 0.1                                  | 2.7                             | 3.0  | 1.9  | 0.03   | 0.5   |             |
| 14.7   | 12.7  | 1.6                                       | 0.3                                  | 4.8                             | 4.2  | 2.6  | 0.04   | 0.7   |             |
| 17.0   | 18.4  | 2.0                                       | 0.4                                  | 7.2                             | 5.3  | 2.3  | 0.06   | 1.0   |             |
| 20.0   | 50.0  | 2.4                                       | 0.4                                  | 8.2                             | 5.9  | 2.6  | 0.09   | 2.3   |             |
| 23.7   | 63.3  | 3.1                                       | 0.4                                  | 8.0                             | 6.8  | 2.9  | 0.10   | 2.7   |             |
| 27.2   | 72.3  | 4.1                                       | 0.5                                  | 9.4                             | 8.5  | 3.3  | 0.20   | 3.3   |             |
| 29.8   | 80.5  | 4.8                                       | 0.6                                  | 10.7                            | 8.8  | 3.5  | 0.30   | 3.6   |             |
| 33.6   | 97.5  | 6.3                                       | 0.6                                  | 12.4                            | 10.7   | 3.9  | 0.30   | 4.2   |             |
| 36.9   | 105.3   | 7.5                                       | 0.7                                  | 14.3                            | 11.8   | 4.3  | 0.40   | 4.8   |             |
| 38.6   | 116.8   | 9.0                                       | 0.8                                  | 15.4                            | 13.3   | 4.8  | 0.60   | 5.2   |             |
| 43.1   | 130.8   | 10.3                                      | 1.1                                  | 18.1                            | 14.7   | 5.0  | 0.80   | 6.1   |             |
| 47.4   | 144.5   | 13.4                                      | 1.1                                  | 20.2                            | 15.4   | 5.7  | 1.20   | 6.8   |             |
| 40.4   | 159.2   | 16.5                                      | 1.7                                  | 26.4                            | 17.3   | 6.1  | 2.90   | 4.4   | 4.9         |
| 0.3  | 5.1   | 0.1                                       | 0.04                                 | 2.8                             | 0.5  | 0.2  | 1.5  | ...   | 0.4         |
| 0.9  | 4.8   | 0.2                                       | ...                                  | 1.0                             | 0.1  | 0.1  | 0.1  | 0.1   | 0.2         |
| 1.3  | 5.7   | 0.8                                       | 0.01                                 | 0.8                             | 0.3  | 0.1  | ...  | 0.3   | 0.1         |
| 0.6  | 3.7   | 0.5                                       | 0.01                                 | 1.2                             | 0.4  | 0.1  | 0.1  | 0.2   | ...         |
| 0.9  | 3.9   | 0.5                                       | ...                                  | 0.7                             | 0.3  | ...  | ...  | 0.1   | 0.2         |
| 2.4  | 7.9   | 1.1                                       | 0.09                                 | 1.5                             | 0.6  | 0.1  | 0.1  | 0.4   | 0.2         |
| 1.5  | 4.6   | 0.5                                       | 0.04                                 | 0.8                             | 0.4  | 0.1  | 0.1  | 0.2   | 0.1         |
| 1.2  | 5.6   | 0.3                                       | 0.07                                 | 1.4                             | 0.3  | 0.1  | 0.2  | 0.2   | 1.0         |
| 2.0  | 11.3  | 0.4                                       | 0.15                                 | 1.6                             | 1.3  | 0.1  | 0.1  | 0.1   | 0.7         |
| 5.7  | 14.8  | 1.1                                       | 0.20                                 | 2.1                             | 2.8  | 2.7  | 0.1  | 0.3   | 0.1         |
| 2.8  | 9.2   | 1.4                                       | 0.07                                 | 2.0                             | 1.7  | 0.2  | 0.1  | 0.2   | 0.2         |
| 1.7  | 4.6   | 0.5                                       | 0.03                                 | 0.8                             | 0.9  | 0.6  | ...  | 0.1   | 0.5         |
| 1.0  | 2.7   | 0.4                                       | 0.03                                 | 0.6                             | 0.9  | 0.1  | ...  | 0.1   | 0.1         |
| 0.7  | 3.0   | 0.4                                       | 0.01                                 | 0.3                             | 0.2  | ...  | ...  | 0.1   | ...         |
| 1.4  | 9.3   | 0.9                                       | 0.08                                 | 0.9                             | 1.5  | 0.4  | 0.1  | 0.2   | 0.2         |
| 1.5  | 7.7   | 0.9                                       | 0.02                                 | 0.9                             | 0.3  | ...  | ...  | 0.1   | 0.2         |
| 2.4  | 8.1   | 0.6                                       | 0.03                                 | 1.1                             | 0.6  | 0.1  | 0.1  | 0.1   | ...         |
| 2.1  | 6.7   | 0.9                                       | 0.02                                 | 1.0                             | 1.2  | 0.1  | ...  | 0.4   | 0.1         |
| 4.5  | 14.5  | 2.0                                       | 0.61                                 | 2.7                             | 0.7  | 0.3  | 0.1  | 0.7   | 0.2         |
| 0.9  | 3.4   | 0.6                                       | 0.04                                 | 0.3                             | 0.1  | 0.1  | ...  | 0.1   | ...         |
| 0.1  | 0.5   | 0.2                                       | 0.04                                 | 0.1                             | 0.2  | ...  | ...  | ...   | ...         |
| 3.2  | 11.6  | 1.2                                       | 0.06                                 | 0.6                             | 1.7  | 0.2  | 0.1  | 0.2   | 0.1         |
| 0.1  | 1.2   | 0.3                                       | 0.03                                 | 0.3                             | ...  | ...  | ...  | ...   | 0.1         |
| ...  | ...   | ...                                       | ...                                  | ...                             | ...  | ...  | ...  | ...   | ...         |
| 0.7  | 3.1   | 0.3                                       | ...                                  | 0.3                             | 0.3  | 0.2  | ...  | 0.1   | ...         |
| 0.1  | 2.6   | 0.2                                       | 0.01                                 | 0.1                             | 0.1  | 0.1  | 0.1  | ...   | ...         |
| ...  | 0.4   | ...                                       | 0.01                                 | ...                             | ...  | ...  | 0.0  | ...   | ...         |
| 0.1  | 0.5   | 0.1                                       | ...                                  | 0.1                             | ...  | ...  | ...  | ...   | ...         |
| 0.2  | 2.6   | 0.2                                       | 0.02                                 | 0.3                             | 0.1  | ...  | ...  | 0.1   | 0.2         |

4-29 其他经济单位分行业职工工资总额  
TOTAL WAGES OF STAFF AND WORKERS IN  
OTHER ECONOMIC UNITS BY SECTOR

单位: 亿元

(100 000 000 yuan)

| 经济类型及行业         | Ownership and Sector  | 1985 | 1990  | 1991  | 1992   | 1993   |
|-----------------|---|------|-------|-------|--------|--------|
| 总计              | Total   | 5.91 | 45.99 | 70.43 | 105.57 | 253.60 |
| 按经济类型分组         | Grouped by Ownership  |      |       |       |        |        |
| 联营经济            | Joint Management  | 4.74 | 27.37 | 12.91 | 17.31  | 23.73  |
| 股份制经济           | Stock Ownership   |      |       |       |        | 82.27  |
| 外商投资经济          | Foreign Funded  | 0.99 | 16.6  | 30.67 | 50.66  | 65.99  |
| 港澳台投资经济         | HongKong, Macao and Taiwan                                    | 0.15 | 1.53  | 26.24 | 36.27  | 75.64  |
|                 | Chinese Funded  |      |       |       |        |        |
| 其他经济            | Other   | 0.03 | 0.50  | 0.62  | 1.34   | 5.57   |
| 按国民经济行业分组       | Grouped by Sector   |      |       |       |        |        |
| 农、林、牧、渔业        | Farming, Forestry, Animal Husbandry and Fishery               | ...  | 0.34  | 0.47  | 0.59   | 0.80   |
| 采掘业             | Excavation  | 0.05 | 0.18  | 0.32  | 0.34   | 0.59   |
| 制造业             | Manufacturing   | 4.59 | 37.20 | 57.12 | 86.30  | 200.06 |
| 电力、煤气及水的生产和供应业  | Power Generation, Gas and Water Production and Supply         | 0.03 | 0.30  | 0.38  | 0.60   | 2.10   |
| 建筑业             | Construction  | 0.10 | 0.55  | 0.97  | 1.67   | 4.83   |
| 地质勘查、水利管理业      | Geological Prospecting and Water Conservancy                  |      | 0.02  | 0.03  | 0.04   | 0.02   |
| 交通运输、仓储及邮电通信业   | Transportation, Storage, Post and Telecommunications Services | 0.17 | 0.66  | 1.10  | 1.31   | 4.70   |
| 批发零售贸易和餐饮业      | Wholesale, Retail Trade and Food Services                     | 0.43 | 1.79  | 2.42  | 4.04   | 18.03  |
| 金融、保险业          | Banking and Insurance   | ...  | 0.03  | 0.03  | 0.03   | 1.00   |
| 房地产业            | Real Estate Management  |      | 0.19  | 0.32  | 0.62   | 2.83   |
| 社会服务业           | Social Services   | 0.40 | 4.68  | 6.78  | 9.07   | 15.83  |
| 卫生体育和社会福利业      | Health Care, Sports and Social Welfare                        |      | 0.02  | 0.06  | 0.06   | 0.05   |
| 教育、文化艺术和广播电影电视业 | Education, Culture and Arts, and Radio, Film and Television   | 0.01 | 0.10  | 0.17  | 0.34   | 0.30   |
| 科学研究和综合技术服务业    | Scientific Research and Polytechnical Services                | ...  | 0.06  | 0.17  | 0.37   | 1.49   |
| 国家机关、政党机关和社会团体  | Government Agencies, Party Agencies and Social Organizations  |      |       |       |        | 0.06   |
| 其他              | Other   |      |       |       |        | 0.49   |

## 4-30 职工平均工资及指数

## AVERAGE ANNUAL WAGE OF STAFF AND WORKERS AND RELATED INDICES

| 年 份 地 区<br>Year Region | 平均货币工资<br>(元)<br>Average Annual Wage<br>(yuan) |  |   |  | 指 数 (以上年为100) Index (preceding year=100) |  |   |  |                      |  |   |  |
|------------------------|--|--|---|--|--|--|---|--|----------------------|--|---|--|
|                        | 全 部<br>职 工<br>Total                            | 国有经<br>济单位<br>职工<br>State-<br>Owned<br>Units | 城镇集<br>体经济<br>单位<br>Urban<br>Collec-<br>tive-<br>Owned<br>Units | 其他经<br>济单位<br>职工<br>Other<br>Owner-<br>ship<br>Units | 货 币 工 资<br>Average Annual Wage           |  |   |  | 实 际 工 资<br>Real Wage |  |   |  |
|                        |  |  |   |  | 全 部<br>职 工<br>Total                      | 国有经<br>济单位<br>职工<br>State-<br>Owned<br>Units | 城镇集<br>体经济<br>单位<br>Urban<br>Collec-<br>tive-<br>Owned<br>Units | 其他经<br>济单位<br>职工<br>Other<br>Owner-<br>ship<br>Units | 全 部<br>职 工<br>Total  | 国有经<br>济单位<br>职工<br>State-<br>Owned<br>Units | 城镇集<br>体经济<br>单位<br>Urban<br>Collec-<br>tive-<br>Owned<br>Units | 其他经<br>济单位<br>职工<br>Other<br>Owner-<br>ship<br>Units |
| 1978                   | 615  | 644  | 506   |  | 100.0                                    | 100.0  | 100.0   |  | 106.0                | 106.2  | 105.1   |  |
| 1980                   | 762  | 803  | 623   |  | 114.1                                    | 113.9  | 114.9   |  | 106.1                | 106.0  | 106.9   |  |
| 1983                   | 826  | 865  | 698   |  | 103.5                                    | 103.5  | 104.0   |  | 101.5                | 101.4  | 102.0   |  |
| 1984                   | 974  | 1 034  | 811   | 1 048  | 117.9                                    | 119.5  | 116.2   |  | 114.8                | 116.4  | 113.1   |  |
| 1985                   | 1 148  | 1 213  | 967   | 1 436  | 117.9                                    | 117.3  | 119.2   | 137.0  | 105.3                | 104.8  | 106.6   | 122.5  |
| 1986                   | 1 329  | 1 414  | 1 092   | 1 629  | 115.8                                    | 116.6  | 112.9   | 113.4  | 108.2                | 108.9  | 105.5   | 106.0  |
| 1987                   | 1 459  | 1 546  | 1 207   | 1 879  | 109.8                                    | 109.3  | 110.5   | 115.3  | 100.9                | 100.5  | 101.6   | 106.0  |
| 1988                   | 1 747  | 1 853  | 1 426   | 2 382  | 119.7                                    | 119.9  | 118.1   | 126.8  | 99.2                 | 99.3   | 97.9  | 105.0  |
| 1989                   | 1 935  | 2 055  | 1 557   | 2 707  | 110.8                                    | 110.9  | 109.2   | 113.6  | 95.2                 | 95.4   | 93.9  | 97.7   |
| 1990                   | 2 140  | 2 284  | 1 681   | 2 987  | 110.6                                    | 111.1  | 108.0   | 110.3  | 109.2                | 109.7  | 106.6   | 108.9  |
| 1991                   | 2 340  | 2 477  | 1 866   | 3 468  | 109.3                                    | 108.5  | 111.0   | 116.1  | 104.0                | 103.2  | 105.6   | 110.5  |
| 1992                   | 2 711  | 2 878  | 2 109   | 3 966  | 115.9                                    | 116.2  | 113.0   | 114.4  | 106.7                | 107.0  | 104.1   | 105.3  |
| 1993                   | 3 371  | 3 532  | 2 592   | 4 966  | 124.3                                    | 122.7  | 122.9   | 125.2  | 107.1                | 105.7  | 105.9   | 107.9  |
| 北 京 Beijing            | 4 510  | 4 648  | 3 561   | 5 505  | 132.6                                    | 132.8  | 125.9   | 128.4  | 114.2                | 114.4  | 108.5   | 110.6  |
| 天 津 Tianjin            | 4 003  | 4 264  | 2 728   | 6 810  | 128.4                                    | 126.0  | 119.4   | 191.7  | 110.6                | 108.6  | 102.8   | 165.1  |
| 河 北 Hebei              | 3 034  | 3 272  | 2 157   | 3 460  | 122.1                                    | 121.9  | 119.4   | 136.4  | 105.2                | 105.0  | 102.9   | 117.5  |
| 山 西 Shanxi             | 3 025  | 3 253  | 2 151   | 3 608  | 119.6                                    | 119.2  | 119.1   | 111.1  | 103.0                | 102.7  | 102.6   | 95.7   |
| 内 蒙 古 Inner Mongolia   | 2 796  | 2 998  | 2 107   | 2 940  | 119.6                                    | 120.3  | 115.6   | 128.3  | 103.0                | 103.6  | 99.5  | 110.5  |
| 辽 宁 Liaoning           | 3 248  | 3 590  | 2 437   | 3 915  | 119.6                                    | 120.7  | 114.2   | 119.9  | 103.0                | 103.9  | 98.4  | 103.3  |
| 吉 林 Jilin              | 2 700  | 2 971  | 1 952   | 3 297  | 117.0                                    | 117.6  | 111.0   | 123.7  | 100.8                | 101.3  | 95.6  | 106.6  |
| 黑 龙 江 Heilongjiang     | 2 661  | 2 867  | 1 946   | 3 558  | 115.9                                    | 114.9  | 113.2   | 141.2  | 99.9                 | 99.0   | 97.5  | 121.7  |
| 上 海 Shanghai           | 5 646  | 5 777  | 4 253   | 7 043  | 132.1                                    | 129.8  | 126.5   | 128.4  | 113.8                | 111.8  | 108.9   | 110.6  |
| 江 苏 Jiangsu            | 3 613  | 3 892  | 2 937   | 4 434  | 129.0                                    | 127.3  | 128.2   | 131.6  | 111.1                | 109.6  | 110.4   | 113.3  |
| 浙 江 Zhejiang           | 4 201  | 4 615  | 3 439   | 4 544  | 145.7                                    | 149.4  | 137.2   | 134.9  | 125.5                | 128.7  | 118.1   | 116.2  |
| 安 徽 Anhui              | 2 770  | 3 076  | 1 932   | 2 731  | 122.3                                    | 120.0  | 121.5   | 113.0  | 105.4                | 103.4  | 104.6   | 97.3   |
| 福 建 Fujian             | 3 477  | 3 501  | 2 735   | 4 419  | 125.2                                    | 123.2  | 124.8   | 121.4  | 107.9                | 106.1  | 107.5   | 104.5  |
| 江 西 Jiangxi            | 2 497  | 2 659  | 1 799   | 3 085  | 115.9                                    | 115.9  | 112.0   | 127.8  | 99.9                 | 99.8   | 96.5  | 110.1  |
| 山 东 Shandong           | 3 149  | 3 410  | 2 352   | 3 482  | 121.1                                    | 120.8  | 117.5   | 133.2  | 104.3                | 104.0  | 101.2   | 114.7  |
| 河 南 Henan              | 2 646  | 2 860  | 1 821   | 3 097  | 116.6                                    | 115.6  | 115.1   | 121.7  | 100.4                | 99.6   | 99.1  | 104.9  |
| 湖 北 Hubei              | 2 934  | 3 140  | 2 183   | 3 248  | 123.8                                    | 124.0  | 118.8   | 126.1  | 106.6                | 106.8  | 102.3   | 108.6  |
| 湖 南 Hunan              | 3 142  | 3 324  | 2 379   | 4 970  | 124.4                                    | 123.7  | 121.0   | 174.3  | 107.1                | 106.6  | 104.2   | 150.1  |
| 广 东 Guangdong          | 5 322  | 5 422  | 4 389   | 6 435  | 132.2                                    | 133.6  | 125.0   | 124.8  | 113.8                | 115.1  | 107.7   | 107.5  |
| 广 西 Guangxi            | 3 368  | 3 432  | 2 838   | 4 241  | 127.9                                    | 125.6  | 133.0   | 177.2  | 110.1                | 108.2  | 114.6   | 152.6  |
| 海 南 Hainan             | 3 138  | 2 989  | 2 932   | 6 291  | 115.4                                    | 110.1  | 128.5   | 153.7  | 99.4                 | 94.8   | 110.7   | 132.4  |
| 四 川 Sichuan            | 2 960  | 3 143  | 2 242   | 3 861  | 120.4                                    | 119.0  | 120.9   | 144.9  | 103.7                | 102.5  | 104.1   | 124.8  |
| 贵 州 Guizhou            | 2 840  | 2 962  | 2 104   | 3 398  | 118.0                                    | 116.5  | 122.5   | 103.4  | 101.7                | 100.3  | 105.5   | 89.1   |
| 云 南 Yunnan             | 3 751  | 3 253  |   |  | 139.7                                    | 117.2  |   |  | 120.3                | 101.0  |   |  |
| 西 藏 Tibet              | 4 067  | 4 156  | 2 720   | 5 566  | 117.9                                    | 118.9  | 101.1   | 152.2  | 101.6                | 102.4  | 87.1  | 131.1  |
| 陕 西 Shaanxi            | 2 890  | 3 077  | 1 918   | 3 460  | 118.7                                    | 118.6  | 117.4   | 105.6  | 102.3                | 102.2  | 101.1   | 91.0   |
| 甘 肃 Gansu              | 3 418  | 3 620  | 2 457   | 3 415  | 117.8                                    | 117.7  | 115.5   | 154.9  | 101.5                | 101.3  | 99.5  | 133.4  |
| 青 海 Qinghai            | 3 800  | 4 065  | 2 285   | 3 006  | 122.7                                    | 123.6  | 112.2   | 104.0  | 105.6                | 106.4  | 96.7  | 89.6   |
| 宁 夏 Ningxia            | 3 128  | 3 264  | 2 424   | 2 726  | 114.9                                    | 114.3  | 118.0   | 135.8  | 99.0                 | 98.4   | 101.6   | 116.9  |
| 新 疆 Xinjiang           | 3 238  | 3 286  | 2 889   | 3 689  | 118.1                                    | 117.3  | 124.7   | 112.3  | 101.7                | 101.0  | 107.4   | 96.7   |

4-31 分行业职工平均工资

单位:元

| 年份地区               | 合计    | 农、林、牧、渔业  | 采掘业        | 制造业           | 电力、煤气和水生产供应业  | 建筑业          | 地质勘查业水利管理业                                   |
|--------------------|-------|---|------------|---------------|---|--------------|--|
| Year Region        | Total | Farming, Forestry, Animal Husbandry and Fishery | Excavation | Manufacturing | Power Generation, Gas and Water Production and Supply | Construction | Geological Prospecting and Water Conservancy |
| 1978               | 615   | 470   | 676        | 597           | 850   | 714          | 708  |
| 1980               | 762   | 616   | 854        | 752           | 1 035   | 855          | 895  |
| 1983               | 826   | 691   | 880        | 789           | 1 104   | 954          | 1 016  |
| 1984               | 974   | 770   | 1 066      | 955           | 1 321   | 1 154        | 1 179  |
| 1985               | 1 148 | 878   | 1 324      | 1 112         | 1 239   | 1 362        | 1 406  |
| 1986               | 1 329 | 1 048   | 1 569      | 1 275         | 1 497   | 1 536        | 1 604  |
| 1987               | 1 459 | 1 143   | 1 663      | 1 418         | 1 677   | 1 684        | 1 768  |
| 1988               | 1 747 | 1 280   | 1 964      | 1 710         | 1 971   | 1 959        | 2 025  |
| 1989               | 1 935 | 1 389   | 2 378      | 1 900         | 2 241   | 2 166        | 2 199  |
| 1990               | 2 140 | 1 541   | 2 718      | 2 073         | 2 656   | 2 384        | 2 465  |
| 1991               | 2 340 | 1 652   | 2 942      | 2 289         | 2 922   | 2 649        | 2 707  |
| 1992               | 2 711 | 1 828   | 3 209      | 2 635         | 3 392   | 3 066        | 3 222  |
| 1993               | 3 371 | 2 042   | 3 711      | 3 348         | 4 319   | 3 779        | 3 717  |
| 北京 Beijing         | 4 510 | 3 170   | 4 671      | 4 621         | 5 158   | 4 646        | 5 376  |
| 天津 Tianjin         | 4 003 | 2 827   | 6 028      | 3 979         | 5 033   | 3 763        | 4 232  |
| 河北 Hebei           | 3 034 | 2 026   | 4 024      | 2 882         | 3 843   | 3 386        | 4 426  |
| 山西 Shanxi          | 3 025 | 2 164   | 4 080      | 2 756         | 3 609   | 3 591        | 2 978  |
| 内蒙古 Inner Mongolia | 2 796 | 1 973   | 3 208      | 2 580         | 3 995   | 3 544        | 3 052  |
| 辽宁 Liaoning        | 3 248 | 1 978   | 3 922      | 3 092         | 4 523   | 4 049        | 3 542  |
| 吉林 Jilin           | 2 700 | 1 956   | 2 953      | 2 565         | 3 771   | 3 277        | 2 890  |
| 黑龙江 Heilongjiang   | 2 661 | 1 435   | 3 264      | 2 389         | 3 827   | 3 057        | 2 893  |
| 上海 Shanghai        | 5 646 | 4 655   | 4 795      | 5 612         | 7 659   | 5 861        | 6 811  |
| 江苏 Jiangsu         | 3 613 | 2 451   | 4 193      | 3 654         | 5 354   | 4 028        | 3 861  |
| 浙江 Zhejiang        | 4 201 | 3 248   | 3 903      | 3 741         | 5 227   | 4 366        | 4 592  |
| 安徽 Anhui           | 2 770 | 1 872   | 4 098      | 2 716         | 3 848   | 3 111        | 3 440  |
| 福建 Fujian          | 3 477 | 2 297   | 3 228      | 3 568         | 4 411   | 4 083        | 3 565  |
| 江西 Jiangxi         | 2 497 | 1 683   | 3 041      | 2 393         | 3 082   | 2 847        | 3 038  |
| 山东 Shandong        | 3 149 | 2 511   | 4 359      | 2 909         | 3 729   | 3 433        | 3 147  |
| 河南 Henan           | 2 646 | 2 063   | 3 762      | 2 542         | 3 560   | 2 728        | 3 186  |
| 湖北 Hubei           | 2 934 | 2 045   | 2 919      | 2 819         | 4 208   | 3 585        | 3 612  |
| 湖南 Hunan           | 3 142 | 1 960   | 3 052      | 3 043         | 4 452   | 3 426        | 3 472  |
| 广东 Guangdong       | 5 322 | 2 983   | 4 559      | 5 482         | 5 851   | 5 846        | 5 502  |
| 广西 Guangxi         | 3 368 | 2 518   | 3 381      | 3 509         | 4 511   | 3 920        | 3 643  |
| 海南 Hainan          | 3 138 | 1 452   | 4 787      | 4 274         | 4 865   | 5 000        | 4 355  |
| 四川 Sichuan         | 2 960 | 2 549   | 2 995      | 3 092         | 3 529   | 3 155        | 3 477  |
| 贵州 Guizhou         | 2 840 | 1 904   | 3 653      | 3 149         | 3 568   | 2 970        | 2 906  |
| 云南 Yunnan          | 3 751 |   |            |               |   |              |  |
| 西藏 Tibet           | 4 067 | 3 650   | 4 541      | 3 410         | 4 896   | 3 667        | 5 505  |
| 陕西 Shaanxi         | 2 890 | 2 310   | 3 241      | 2 758         | 3 867   | 3 162        | 2 910  |
| 甘肃 Gansu           | 3 418 | 2 586   | 4 241      | 3 623         | 4 092   | 3 376        | 3 340  |
| 青海 Qinghai         | 3 800 | 2 620   | 5 710      | 3 161         | 5 515   | 3 612        | 4 543  |
| 宁夏 Ningxia         | 3 128 | 1 825   | 4 134      | 3 009         | 6 124   | 3 083        | 3 682  |
| 新疆 Xinjiang        | 3 238 | 1 994   | 5 536      | 3 164         | 3 616   | 3 740        | 4 320  |

甲乙甲乙

中国统计年鉴1994

AVERAGE ANNUAL WAGE OF STAFF AND WORKERS BY SECTOR

(yuan)

| 交通运输仓储<br>和邮电通信业<br>Transportation,<br>Storage,<br>Post and<br>Telecom-<br>munications<br>Services | 批发零售贸易<br>和餐饮业<br>Wholesale,<br>Retail<br>Trade<br>and Food<br>Services | 金融、<br>保险业<br>Banking<br>and<br>Insurance | 房地产业<br>Real<br>Estate<br>Management | 社 会<br>服务业<br>Social<br>Services | 卫生体育和<br>社会福利业<br>Health<br>Care,<br>Sports and<br>Social<br>Welfare | 教育、文化<br>艺术和广播<br>电影电视业<br>Education,<br>Culture,<br>Art, Radio,<br>Film and<br>Television | 科学研究<br>和综合技术<br>服务事业<br>Scientific<br>Research<br>and<br>Polytech-<br>nical<br>Services | 国家机关、<br>政党机关和<br>社会团体<br>Government<br>Agencies,<br>Party<br>Agencies<br>and Social<br>Organizations | 其 他<br>Other |
|--|---|---|--------------------------------------|----------------------------------|--|--|--|---|--------------|
| 694  | 551   | 610                                       | 548                                  | 392                              | 573  | 545  | 669  | 655   |              |
| 832  | 692   | 720                                       | 694                                  | 475                              | 718  | 700  | 851  | 800   |              |
| 895  | 724   | 779                                       | 737                                  | 508                              | 867  | 836  | 990  | 923   |              |
| 1 082  | 859   | 973                                       | 919                                  | 588                              | 948  | 920  | 1 072  | 989   |              |
| 1 275  | 1 007   | 1 154                                     | 1 028                                | 777                              | 1 124  | 1 166  | 1 272  | 1 127   |              |
| 1 476  | 1 148   | 1 353                                     | 1 216                                | 980                              | 1 343  | 1 330  | 1 492  | 1 356   |              |
| 1 621  | 1 270   | 1 458                                     | 1 327                                | 1 085                            | 1 446  | 1 409  | 1 620  | 1 468   |              |
| 1 941  | 1 556   | 1 739                                     | 1 715                                | 1 719                            | 1 752  | 1 747  | 1 931  | 1 707   |              |
| 2 197  | 1 660   | 1 867                                     | 1 925                                | 1 926                            | 1 959  | 1 883  | 2 118  | 1 874   |              |
| 2 426  | 1 818   | 2 097                                     | 2 243                                | 2 170                            | 2 209  | 2 117  | 2 403  | 2 113   |              |
| 2 686  | 1 981   | 2 255                                     | 2 507                                | 2 431                            | 2 370  | 2 243  | 2 573  | 2 275   |              |
| 3 114  | 2 204   | 2 829                                     | 3 106                                | 2 844                            | 2 812  | 2 715  | 3 115  | 2 768   |              |
| 4 273  | 2 679   | 3 740                                     | 4 320                                | 3 588                            | 3 413  | 3 278  | 3 904  | 3 505   | 3 371        |
| 5 209  | 4 483   | 3 837                                     | 4 961                                | 4 637                            | 4 744  | 3 990  | 4 398  | 4 057   | 3 849        |
| 4 803  | 3 614   | 4 379                                     | 4 620                                | 3 818                            | 3 690  | 3 545  | 4 005  | 3 894   | 3 848        |
| 4 025  | 2 161   | 2 743                                     | 2 886                                | 2 693                            | 2 978  | 3 026  | 3 323  | 2 925   | 2 915        |
| 4 066  | 1 924   | 3 065                                     | 2 385                                | 2 418                            | 2 681  | 2 793  | 3 038  | 2 683   | 4 341        |
| 3 464  | 2 010   | 3 919                                     | 2 758                                | 2 181                            | 3 153  | 3 102  | 3 270  | 2 951   | 2 150        |
| 4 253  | 1 849   | 3 989                                     | 3 734                                | 3 352                            | 3 449  | 3 599  | 3 880  | 3 422   | 3 411        |
| 3 785  | 1 916   | 3 015                                     | 2 731                                | 2 526                            | 2 864  | 2 969  | 3 266  | 2 966   | 2 744        |
| 3 959  | 2 108   | 3 610                                     | 3 025                                | 2 477                            | 2 994  | 3 153  | 3 113  | 3 277   | 2 221        |
| 7 252  | 5 589   | 5 807                                     | 6 945                                | 5 833                            | 4 665  | 4 421  | 5 371  | 4 801   | 5 478        |
| 4 179  | 3 041   | 3 764                                     | 4 258                                | 3 670                            | 3 596  | 3 386  | 4 286  | 3 710   | 4 340        |
| 4 659  | 3 429   | 4 399                                     | 4 696                                | 4 291                            | 4 181  | 4 090  | 4 251  | 8 681   | 4 544        |
| 2 954  | 1 864   | 3 327                                     | 2 835                                | 2 411                            | 2 996  | 2 826  | 3 515  | 2 905   | 1 919        |
| 4 028  | 2 710   | 3 937                                     | 4 666                                | 3 511                            | 3 444  | 3 360  | 3 989  | 3 357   | 3 327        |
| 3 307  | 1 826   | 3 403                                     | 2 545                                | 2 257                            | 2 847  | 2 737  | 2 743  | 2 711   |              |
| 4 202  | 2 385   | 3 198                                     | 3 318                                | 2 916                            | 3 399  | 3 279  | 3 405  | 3 233   | 3 092        |
| 3 407  | 1 754   | 2 722                                     | 2 452                                | 2 309                            | 2 696  | 2 735  | 3 311  | 2 738   | 2 918        |
| 3 635  | 2 599   | 3 399                                     | 3 479                                | 3 037                            | 2 899  | 2 927  | 3 377  | 3 474   | 2 963        |
| 3 829  | 2 639   | 3 588                                     | 4 129                                | 3 321                            | 3 493  | 3 466  | 4 128  | 3 616   | 3 283        |
| 6 827  | 4 500   | 6 027                                     | 6 369                                | 6 147                            | 5 338  | 4 815  | 5 126  | 5 190   | 6 313        |
| 3 698  | 2 920   | 3 577                                     | 4 017                                | 3 362                            | 3 194  | 3 011  | 4 051  | 3 512   | 3 507        |
| 6 571  | 3 252   | 5 739                                     | 6 452                                | 4 300                            | 4 820  | 4 604  | 4 520  | 4 795   | 4 454        |
| 3 175  | 2 265   | 3 465                                     | 3 197                                | 2 706                            | 2 972  | 2 754  | 3 743  | 3 041   | 2 389        |
| 3 576  | 2 021   | 2 815                                     | 2 768                                | 2 521                            | 2 514  | 2 387  | 2 704  | 2 558   | 2 800        |
| 4 118  | 3 352   | 5 257                                     | 4 035                                | 3 528                            | 4 201  | 4 354  | 5 182  | 4 108   | 2 333        |
| 4 462  | 2 082   | 2 975                                     | 2 530                                | 2 496                            | 2 847  | 3 038  | 3 695  | 2 813   | 1 559        |
| 4 414  | 2 517   | 3 521                                     | 3 274                                | 2 799                            | 3 006  | 3 189  | 3 133  | 3 313   | 3 085        |
| 5 827  | 2 916   | 4 143                                     | 3 252                                | 3 770                            | 3 910  | 3 523  | 3 802  | 3 712   | 3 523        |
| 4 459  | 2 476   | 3 148                                     | 2 794                                | 2 252                            | 3 106  | 3 005  | 3 040  | 2 999   | 2 997        |
| 4 668  | 3 384   | 3 924                                     | 3 340                                | 2 915                            | 3 609  | 3 621  | 3 715  | 3 812   | 5 208        |

## 4-32 分细行业职工平均工资 (1993年)

## AVERAGE ANNUAL WAGE OF STAFF AND WORKERS BY SECTOR (1993)

单位: 元

(yuan)

| 项 目<br>Item   | 合 计<br>Total | 国有经济<br>单 位<br>State-<br>Owned<br>Units | 城镇集体<br>经济单位<br>Urban<br>Collective-<br>Owned<br>Units | 其他经济<br>单 位<br>Other<br>Units |
|---|--------------|---|--|-------------------------------|
| <b>全国总计</b><br><b>National Total</b>  | <b>3 371</b> | <b>3 532</b>                            | <b>2 592</b>   | <b>4 966</b>                  |
| <b>按隶属关系分组</b><br><b>Grouped by Administrative Relationship</b>   |              |   |  |                               |
| 中央<br>Under Central Government  |              | 4 485                                   |  |                               |
| 省、自治区、直辖市<br>Under Provincial Government  |              | 3 855                                   |  |                               |
| 地区<br>Under Prefectural Government  |              | 3 522                                   |  |                               |
| 县及县以下<br>At and Below County Level  |              | 2 779                                   |  |                               |
| 其他<br>Other   |              | 2 841                                   |  |                               |
| <b>按企、事业和机关分组</b><br><b>Grouped by Enterprises, Institutions<br/>and Organizations</b>                  |              |   |  |                               |
| 企业<br>Enterprises   | 3 361        | 3 593                                   | 2 542  | 4 962                         |
| #地方<br>Local  |              | 3 266                                   |  |                               |
| 事业<br>Institutions  | 3 360        | 3 390                                   | 2 792  | 3 018                         |
| #地方<br>Local  |              | 3 253                                   |  |                               |
| 机关<br>Organizations   | 3 382        | 3 383                                   | 3 275  |                               |
| #地方<br>Local  |              | 3 363                                   |  |                               |
| <b>按国民经济行业分组</b><br><b>Grouped by Sector</b>  |              |   |  |                               |
| <b>农、林、牧、渔业</b><br><b>Farming, Forestry, Animal Husbandry and Fishery</b>                               | <b>2 042</b> | <b>2 043</b>                            | <b>1 887</b>   | <b>3 905</b>                  |
| 农业<br>Farming   | 1 870        | 1 875                                   | 1 633  | 3 198                         |
| 林业<br>Forestry  | 2 024        | 2 034                                   | 1 647  | 4 031                         |
| 畜牧业<br>Animal Husbandry   | 2 179        | 2 130                                   | 2 220  | 4 061                         |
| 渔业<br>Fishery   | 2 579        | 2 563                                   | 2 431  | 4 397                         |
| 农林牧渔服务业<br>Services   | 2 593        | 2 686                                   | 2 051  | 3 041                         |
| 采掘业<br>Excavation   | 3 711        | 3 856                                   | 2 327  | 3 423                         |
| 制造业<br>Manufacturing  | 3 348        | 3 562                                   | 2 469  | 4 874                         |
| <b>电力、煤气及水的生产<br/>和供应业</b><br><b>Power Generation, Gas and Water Production and<br/>Supply</b>          | <b>4 319</b> | <b>4 317</b>                            | <b>3 539</b>   | <b>6 309</b>                  |
| <b>建筑业</b><br><b>Construction</b>   | <b>3 779</b> | <b>4 182</b>                            | <b>3 182</b>   | <b>4 464</b>                  |
| 土木工程建筑业<br>Civil Engineering  | 3 681        | 4 078                                   | 3 134  | 3 964                         |
| 线路管道和设备安装业<br>Installation of Pipelines, Power Lines and<br>Equipment                                   | 4 630        | 5 082                                   | 3 571  | 4 232                         |
| 建筑物的装修装饰业<br>Installation of Decorations and Fixtures   | 4 350        | 4 570                                   | 3 890  | 5 859                         |
| <b>地质勘查、水利管理业</b><br><b>Geological Prospecting and Water Conservancy</b>                                | <b>3 717</b> | <b>3 729</b>                            | <b>2 843</b>   | <b>7 441</b>                  |
| 地质勘查业<br>Geological Prospecting   | 4 212        | 4 221                                   | 2 984  | 8 217                         |
| 水利管理业<br>Water Conservancy  | 2 834        | 2 836                                   | 2 763  | 2 977                         |
| <b>交通运输、仓储及邮电<br/>通信业</b><br><b>Transportation, Storage, Post and Telecommuni-<br/>cations Services</b> | <b>4 273</b> | <b>4 604</b>                            | <b>2 711</b>   | <b>6 450</b>                  |
| 铁路运输业<br>Railways   | 5 242        | 5 326                                   | 2 602  | 2 841                         |
| 公路运输业<br>Highways   | 2 729        | 2 813                                   | 2 465  | 4 712                         |
| 管道运输业<br>Pipelines  | 4 951        | 4 955                                   | 2 345  | 5 231                         |
| 水上运输业<br>Waterways  | 4 666        | 6 227                                   | 2 936  | 7 478                         |
| 航空运输业<br>Air Transportation   | 6 798        | 6 718                                   | 7 220  | 9 919                         |
| 交通运输辅助业<br>Subsidiary Transportation  | 4 014        | 4 223                                   | 2 917  | 7 293                         |
| 其他交通运输业<br>Other Transportation   | 3 664        | 4 364                                   | 3 187  | 2 100                         |
| 仓储业<br>Storage  | 3 893        | 3 861                                   | 3 754  | 7 559                         |
| 邮电通信业<br>Post and Telecommunications Services   | 5 486        | 5 460                                   | 4 075  | 14 292                        |
| <b>批发零售贸易和餐饮业</b><br><b>Wholesale, Retail Trade and Food Services</b>                                   | <b>2 679</b> | <b>2 933</b>                            | <b>2 213</b>   | <b>4 975</b>                  |
| 食品饮料烟草和家庭用<br>品批发业<br>Wholesale Food, Drink, Tobacco and Household<br>Articles                          | 2 711        | 2 809                                   | 2 370  | 5 093                         |
| 能源材料和机械电子设<br>备批发业<br>Wholesale Energy, Materials and Electronic<br>Equipment                           | 3 412        | 3 548                                   | 2 927  | 4 886                         |
| 其他批发业<br>Other Wholesale  | 2 431        | 3 212                                   | 1 949  | 5 004                         |

续表 1 continued

单位: 元

(yuan)

| 项 目<br>Item         | 合 计<br>Total  | 国有经济<br>单 位<br>State-<br>Owned<br>Units | 城镇集体<br>经济单位<br>Urban<br>Collective-<br>Owned<br>Units | 其他经济<br>单 位<br>Other<br>Units |        |
|---------------------|---|---|--|-------------------------------|--------|
| 零售业                 | Retail  | 2 408                                   | 2 672  | 2 082                         | 4 728  |
| 商业经纪与代理             | Commercial Management and Agencies                              | 3 740                                   | 4 041  | 2 730                         | 3 595  |
| 餐饮业                 | Food Services   | 3 019                                   | 3 177  | 2 322                         | 5 706  |
| 金融、保险业              | Banking and Insurance   | 3 740                                   | 3 885  | 3 182                         | 6 073  |
| 金融业                 | Banking   | 3 721                                   | 3 881  | 3 182                         | 5 360  |
| 保险业                 | Insurance   | 4 024                                   | 3 899  | 2 815                         | 14 280 |
| 房地产业                | Real Estate Management  | 4 320                                   | 4 278  | 4 006                         | 4 940  |
| 房地产开发与经营业           | Real Estate Development and Management                          | 4 696                                   | 4 780  | 4 179                         | 4 677  |
| 房地产管理业              | Real Estate Management  | 4 014                                   | 3 978  | 3 594                         | 9 940  |
| 房地产代理与经纪业           | Real Estate Management and Agencies                             | 3 827                                   | 3 733  | 3 664                         | 7 369  |
| 社会服务业               | Social Services   | 3 588                                   | 3 661  | 2 727                         | 5 934  |
| 公共服务业               | Public Services   | 3 674                                   | 3 746  | 3 075                         | 3 419  |
| 居民服务业               | Residential Services  | 2 927                                   | 3 652  | 2 329                         | 6 751  |
| 旅馆业                 | Hotels  | 3 787                                   | 3 459  | 2 664                         | 6 151  |
| 租赁服务业               | Rentals   | 4 180                                   | 4 341  | 2 815                         | 6 428  |
| 旅游业                 | Tourism   | 4 158                                   | 4 156  | 2 883                         | 5 415  |
| 娱乐服务业               | Recreational Services   | 4 171                                   | 3 712  | 3 174                         | 5 304  |
| 信息、咨询服务业            | Information and Consultancy Services                            | 4 103                                   | 3 989  | 4 254                         | 5 794  |
| 计算机应用服务业            | Computer Supply Services  | 4 631                                   | 4 034  | 4 529                         | 6 460  |
| 其他社会服务业             | Other Social Services   | 3 170                                   | 3 475  | 2 781                         | 6 259  |
| 卫生体育和社会福利业          | Health Care, Sports and Social Welfare                          | 3 413                                   | 3 494  | 2 935                         | 3 665  |
| 卫生                  | Health Care   | 3 415                                   | 3 501  | 2 933                         | 3 193  |
| 体育                  | Sports  | 3 822                                   | 3 826  | 3 136                         | 4 437  |
| 社会福利保障业             | Social Welfare  | 3 347                                   | 3 385  | 3 059                         | 4 525  |
| 教育、文化艺术和广播<br>电影电视业 | Education, Culture and Arts, Radio, Film and<br>Television      | 3 278                                   | 3 292  | 2 539                         | 5 289  |
| 教育                  | Education   | 3 291                                   | 3 304  | 2 565                         | 4 656  |
| *普通高等学校             | Institutions of Higher Education                                | 3 880                                   | 3 881  | 3 310                         |        |
| 普通中学                | Secondary Schools   | 3 293                                   | 3 298  | 2 721                         | 3 623  |
| 小学校                 | Primary Schools   | 3 098                                   | 3 119  | 2 203                         | 3 592  |
| 文化艺术业               | Culture and Arts  | 3 352                                   | 3 410  | 2 307                         | 5 901  |
| 广播、电影、电视业           | Radio, Film and Television                                      | 3 273                                   | 3 284  | 2 735                         | 5 023  |
| 科学研究和综合技术服<br>务业    | Scientific Research and Polytechnical Services                  | 3 904                                   | 3 898  | 3 474                         | 5 645  |
| 科学研究业               | Scientific Research   | 4 057                                   | 4 063  | 3 006                         | 5 479  |
| 自然科学研究              | Natural Sciences  | 4 057                                   | 4 061  | 3 050                         | 5 534  |
| 社会科学研究              | Social Sciences   | 4 080                                   | 4 100  | 2 847                         | 1 538  |
| 综合科学研究              | Comprehensive Sciences  | 4 053                                   | 4 061  | 2 931                         | 5 969  |
| 综合技术服务业             | Polytechnical Services  | 3 679                                   | 3 605  | 3 509                         | 5 650  |
| 气象                  | Atmospheric   | 3 736                                   | 3 740  | 3 120                         | 1 864  |
| 地震                  | Seismology  | 3 408                                   | 3 409  | 2 500                         |        |
| 测绘                  | Surveying and Mapping   | 3 972                                   | 3 980  | 2 994                         |        |
| 技术监督                | Technology Supervisor   | 3 386                                   | 3 382  | 3 172                         | 6 543  |
| 海洋环境                | Sea and Ocean Environments                                      | 4 378                                   | 4 394  | 2 462                         | 3 200  |
| 环境保护                | Environmental Protection  | 3 411                                   | 3 419  | 3 152                         | 4 419  |
| 技术推广和科技交流<br>服务业    | Technology Promotion and Exchange Services                      | 3 419                                   | 3 218  | 5 064                         | 4 604  |
| 其他综合技术服务业           | Other Polytechnical Services                                    | 3 823                                   | 3 734  | 3 429                         | 5 760  |
| 国家机关、政党机关和<br>社会团体  | Government Agencies, Party Agencies and Social<br>Organizations | 3 505                                   | 3 512  | 3 071                         | 2 182  |
| * 国家机关              | Government Agencies   | 3 408                                   | 3 412  | 3 099                         | 2 920  |
| 政党机关                | Party Agencies  | 3 379                                   | 3 379  | 3 499                         | 2 857  |
| 其他                  | Other   | 3 371                                   | 3 793  | 2 547                         | 4 953  |



## 4-33 国有经济单位分行业职工平均工资

单位:元

| 年份   | 地区             | 合计    | 农、林、<br>牧、渔业  | 采掘业        | 制造业                | 电力、煤气和<br>水生产供应业  | 建筑业               | 地质勘查业<br>水利管理业  |
|------|----------------|-------|---|------------|--------------------|---|-------------------|---|
| Year | Region         | Total | Farming,<br>Forestry,<br>Animal<br>Husbandry<br>and Fishery | Excavation | Manufac-<br>turing | Power<br>Generation,<br>Gas and Water<br>Production<br>and Supply | Construc-<br>tion | Geological<br>Prospecting<br>and Water<br>Conservancy |
| 1978 |                | 644   | 482   | 704        | 663                | 873   | 760               | 712   |
| 1980 |                | 803   | 628   | 891        | 821                | 1 073   | 924               | 895   |
| 1983 |                | 865   | 701   | 915        | 847                | 1 134   | 1 018             | 1 016   |
| 1984 |                | 1 034 | 785   | 1 112      | 1 028              | 1 357   | 1 275             | 1 180   |
| 1985 |                | 1 213 | 892   | 1 384      | 1 190              | 1 272   | 1 532             | 1 408   |
| 1986 |                | 1 414 | 1 062   | 1 638      | 1 382              | 1 518   | 1 731             | 1 607   |
| 1987 |                | 1 546 | 1 154   | 1 734      | 1 543              | 1 692   | 1 882             | 1 773   |
| 1988 |                | 1 853 | 1 291   | 2 038      | 1 872              | 1 994   | 2 192             | 2 025   |
| 1989 |                | 2 055 | 1 401   | 2 449      | 2 081              | 2 248   | 2 419             | 2 199   |
| 1990 |                | 2 284 | 1 559   | 2 763      | 2 289              | 2 648   | 2 667             | 2 463   |
| 1991 |                | 2 477 | 1 665   | 2 982      | 2 505              | 2 883   | 2 924             | 2 718   |
| 1992 |                | 2 878 | 1 845   | 3 239      | 2 889              | 3 354   | 3 406             | 3 235   |
| 1993 |                | 3 532 | 2 043   | 3 856      | 3 562              | 4 317   | 4 182             | 3 729   |
| 北京   | Beijing        | 4 648 | 3 154   | 4 681      | 4 854              | 5 165   | 5 086             | 5 379   |
| 天津   | Tianjin        | 4 264 | 2 830   | 6 041      | 4 262              | 5 113   | 3 998             | 4 277   |
| 河北   | Hebei          | 3 272 | 2 026   | 4 088      | 3 210              | 3 998   | 3 800             | 4 437   |
| 山西   | Shanxi         | 3 253 | 2 192   | 4 349      | 2 986              | 3 602   | 3 979             | 2 993   |
| 内蒙古  | Inner Mongolia | 2 998 | 1 982   | 3 304      | 2 899              | 4 000   | 3 885             | 3 053   |
| 辽宁   | Liaoning       | 3 590 | 1 953   | 4 374      | 3 627              | 4 474   | 4 565             | 3 562   |
| 吉林   | Jilin          | 2 971 | 1 932   | 3 104      | 2 962              | 3 806   | 3 656             | 2 897   |
| 黑龙江  | Heilongjiang   | 2 867 | 1 454   | 3 474      | 2 669              | 3 817   | 3 370             | 2 947   |
| 上海   | Shanghai       | 5 777 | 4 549   | 4 709      | 5 739              | 7 713   | 5 859             | 6 810   |
| 江苏   | Jiangsu        | 3 892 | 2 450   | 4 413      | 3 984              | 5 396   | 4 628             | 3 910   |
| 浙江   | Zhejiang       | 4 615 | 3 203   | 4 027      | 3 984              | 5 254   | 4 842             | 4 646   |
| 安徽   | Anhui          | 3 076 | 1 879   | 4 259      | 3 085              | 3 890   | 3 678             | 3 441   |
| 福建   | Fujian         | 3 501 | 2 279   | 3 238      | 3 510              | 4 341   | 4 538             | 3 566   |
| 江西   | Jiangxi        | 2 659 | 1 681   | 3 111      | 2 615              | 3 112   | 3 315             | 3 040   |
| 山东   | Shandong       | 3 410 | 2 745   | 4 612      | 3 143              | 3 741   | 4 013             | 3 150   |
| 河南   | Henan          | 2 860 | 1 940   | 3 792      | 2 775              | 3 585   | 3 172             | 3 195   |
| 湖北   | Hubei          | 3 140 | 2 046   | 2 947      | 3 166              | 4 301   | 3 917             | 3 614   |
| 湖南   | Hunan          | 3 324 | 1 951   | 3 066      | 3 294              | 4 424   | 3 888             | 3 482   |
| 广东   | Guangdong      | 5 422 | 2 940   | 4 464      | 5 542              | 5 496   | 6 781             | 5 473   |
| 广西   | Guangxi        | 3 432 | 2 525   | 3 381      | 3 639              | 4 504   | 4 212             | 3 640   |
| 海南   | Hainan         | 2 989 | 1 450   | 4 828      | 3 805              | 4 900   | 5 825             | 4 361   |
| 四川   | Sichuan        | 3 143 | 2 754   | 3 012      | 3 308              | 3 558   | 3 576             | 3 506   |
| 贵州   | Guizhou        | 2 962 | 1 908   | 3 708      | 3 357              | 3 563   | 3 407             | 2 906   |
| 云南   | Yunnan         | 3 253 | 2 118   | 3 059      | 3 744              | 4 740   | 3 772             | 3 661   |
| 西藏   | Tibet          | 4 156 | 3 798   | 4 614      | 3 597              | 4 896   | 4 143             | 5 505   |
| 陕西   | Shaanxi        | 3 077 | 2 356   | 3 263      | 2 970              | 3 868   | 3 566             | 2 910   |
| 甘肃   | Gansu          | 3 620 | 2 608   | 4 354      | 3 903              | 4 093   | 3 886             | 3 354   |
| 青海   | Qinghai        | 4 065 | 2 584   | 5 740      | 3 517              | 5 515   | 3 907             | 4 543   |
| 宁夏   | Ningxia        | 3 264 | 1 830   | 4 348      | 3 252              | 6 124   | 3 280             | 3 682   |
| 新疆   | Xinjiang       | 3 286 | 2 005   | 5 633      | 3 350              | 3 648   | 3 896             | 4 337   |

AVERAGE ANNUAL WAGE OF STAFF AND WORKERS  
IN STATE-OWNED UNITS BY SECTOR

(yuan)

| 交通运输仓储<br>和邮电通信业<br>Transportation,<br>Storage,<br>Post and<br>Telecom-<br>munications<br>Services | 批发零售贸易<br>和餐饮业<br>Wholesale,<br>Retail<br>Trade<br>and Food<br>Services | 金融、<br>保险业<br>Banking<br>and<br>Insurance | 房地产业<br>Real<br>Estate<br>Management | 社会<br>服务业<br>Social<br>Services | 卫生体育和<br>社会福利业<br>Health<br>Care,<br>Sports and<br>Social<br>Welfare | 教育、文化<br>艺术和广播<br>电影电视业<br>Education,<br>Culture,<br>Art, Radio,<br>Film and<br>Television | 科学研究<br>和综合技术<br>服务事业<br>Scientific<br>Research<br>and<br>Polytech-<br>nical<br>Services | 国家机关、<br>政党机关和<br>社会团体<br>Government<br>Agencies,<br>Party<br>Agencies<br>and Social<br>Organizations | 其他<br>Other |
|--|---|---|--------------------------------------|---------------------------------|--|--|--|---|-------------|
| 720  | 569   | 650                                       | 630                                  | 607                             | 605  | 566  | 670  | 661   |             |
| 902  | 716   | 754                                       | 758                                  | 795                             | 751  | 722  | 853  | 807   |             |
| 949  | 756   | 813                                       | 848                                  | 863                             | 895  | 851  | 992  | 928   |             |
| 1 164  | 776   | 1 038                                     | 1 063                                | 988                             | 981  | 934  | 1 074  | 993   |             |
| 1 383  | 1 087   | 1 234                                     | 1 170                                | 1 208                           | 1 164  | 1 184  | 1 268  | 1 133   |             |
| 1 610  | 1 268   | 1 427                                     | 1 364                                | 1 417                           | 1 376  | 1 344  | 1 494  | 1 361   |             |
| 1 773  | 1 398   | 1 540                                     | 1 500                                | 1 545                           | 1 481  | 1 422  | 1 624  | 1 472   |             |
| 2 140  | 1 737   | 1 842                                     | 1 750                                | 1 842                           | 1 793  | 1 764  | 1 935  | 1 709   |             |
| 2 423  | 1 851   | 1 960                                     | 1 992                                | 2 028                           | 1 999  | 1 899  | 2 123  | 1 875   |             |
| 2 697  | 2 028   | 2 200                                     | 2 247                                | 2 307                           | 2 263  | 2 134  | 2 411  | 2 115   |             |
| 2 967  | 2 201   | 2 355                                     | 2 476                                | 2 547                           | 2 417  | 2 257  | 2 580  | 2 277   |             |
| 3 452  | 2 478   | 2 967                                     | 3 082                                | 3 008                           | 2 883  | 2 732  | 3 130  | 2 774   |             |
| 4 604  | 2 933   | 3 885                                     | 4 278                                | 3 661                           | 3 494  | 3 292  | 3 898  | 3 512   | 3 793       |
| 5 284  | 4 784   | 3 735                                     | 4 960                                | 4 736                           | 4 820  | 3 998  | 4 356  | 4 057   | 4 080       |
| 5 451  | 4 050   | 4 561                                     | 4 553                                | 3 977                           | 3 711  | 3 565  | 4 065  | 3 905   | 4 055       |
| 4 332  | 2 352   | 2 884                                     | 2 881                                | 2 786                           | 3 012  | 3 037  | 3 362  | 2 928   | 2 973       |
| 4 273  | 2 061   | 3 259                                     | 2 328                                | 2 343                           | 2 831  | 2 818  | 3 071  | 2 682   | 4 848       |
| 3 731  | 2 260   | 4 198                                     | 2 728                                | 2 527                           | 3 295  | 3 103  | 3 272  | 2 972   | 2 836       |
| 4 497  | 2 000   | 3 990                                     | 3 391                                | 3 371                           | 3 537  | 3 611  | 3 897  | 3 409   | 3 918       |
| 3 990  | 2 209   | 3 147                                     | 2 683                                | 2 604                           | 2 935  | 2 982  | 3 272  | 2 994   | 2 875       |
| 4 289  | 2 270   | 3 659                                     | 3 017                                | 2 671                           | 3 016  | 3 162  | 3 223  | 3 298   | 3 093       |
| 7 614  | 6 448   | 5 569                                     | 6 673                                | 5 651                           | 4 755  | 4 416  | 5 363  | 4 811   | 7 056       |
| 4 822  | 3 396   | 3 824                                     | 4 311                                | 3 891                           | 3 712  | 3 570  | 4 299  | 3 715   | 4 432       |
| 5 028  | 3 940   | 4 417                                     | 4 677                                | 4 016                           | 4 353  | 4 101  | 4 130  | 8 768   | 4 590       |
| 3 713  | 2 101   | 3 590                                     | 2 822                                | 2 728                           | 3 270  | 2 820  | 3 536  | 2 905   | 2 208       |
| 4 373  | 3 022   | 3 999                                     | 3 806                                | 3 436                           | 3 614  | 3 357  | 4 025  | 3 361   | 3 310       |
| 3 679  | 1 995   | 3 589                                     | 2 481                                | 2 386                           | 2 899  | 2 738  | 2 741  | 2 716   |             |
| 4 580  | 2 606   | 3 316                                     | 3 222                                | 3 038                           | 3 486  | 3 289  | 3 421  | 3 237   | 3 171       |
| 3 756  | 1 866   | 2 812                                     | 2 429                                | 2 519                           | 2 709  | 2 738  | 3 340  | 2 743   | 3 294       |
| 3 925  | 2 848   | 3 546                                     | 3 351                                | 3 231                           | 2 945  | 2 935  | 3 417  | 3 480   | 2 981       |
| 4 304  | 2 826   | 3 643                                     | 4 113                                | 3 614                           | 3 730  | 3 469  | 4 154  | 3 644   | 3 756       |
| 7 293  | 4 842   | 6 358                                     | 7 285                                | 6 188                           | 5 335  | 4 809  | 5 083  | 5 205   | 6 249       |
| 3 811  | 3 058   | 3 737                                     | 3 760                                | 3 442                           | 3 201  | 3 011  | 4 084  | 3 511   | 3 437       |
| 6 602  | 3 582   | 6 051                                     | 6 149                                | 3 980                           | 5 051  | 4 610  | 4 011  | 4 795   | 5 066       |
| 3 542  | 2 426   | 3 736                                     | 3 074                                | 2 862                           | 3 205  | 2 756  | 3 784  | 3 043   | 2 688       |
| 3 637  | 2 188   | 2 892                                     | 2 798                                | 2 484                           | 2 526  | 2 388  | 2 703  | 2 563   | 2 957       |
| 3 920  | 3 219   | 3 970                                     | 3 464                                | 2 946                           | 3 167  | 2 834  | 3 375  | 2 912   |             |
| 4 118  | 3 472   | 5 257                                     | 4 035                                | 3 341                           | 4 267  | 4 355  | 5 182  | 4 111   |             |
| 4 366  | 2 389   | 3 088                                     | 2 507                                | 2 585                           | 2 943  | 3 059  | 3 695  | 2 812   | 1 466       |
| 4 592  | 2 609   | 3 851                                     | 3 546                                | 2 990                           | 3 098  | 3 210  | 3 302  | 3 320   | 3 237       |
| 5 849  | 3 370   | 4 198                                     | 3 738                                | 4 140                           | 3 868  | 3 524  | 3 802  | 3 763   | 3 578       |
| 4 601  | 2 591   | 3 295                                     | 2 795                                | 2 272                           | 3 111  | 3 005  | 3 041  | 2 998   | 2 997       |
| 4 729  | 3 601   | 4 052                                     | 3 346                                | 3 031                           | 3 629  | 3 622  | 3 718  | 3 818   | 5 711       |

4-34 城镇集体经济单位分行业职工平均工资

单位: 元

| 年 份 地 区              | 合 计   | 农、林、<br>牧、渔业  | 采 掘 业      | 制 造 业              | 电力、煤气和<br>水生产供应业  | 建 筑 业             | 地质勘查业<br>水利管理业  |
|----------------------|-------|---|------------|--------------------|---|-------------------|---|
| Year                 | Total | Farming,<br>Forestry,<br>Animal<br>Husbandry<br>and Fishery | Excavation | Manufac-<br>turing | Power<br>Generation,<br>Gas and Water<br>Production<br>and Supply | Construc-<br>tion | Geological<br>Prospecting<br>and Water<br>Conservancy |
| 1978                 | 506   | 304   | 443        | 503                | 333   | 594               | 600   |
| 1980                 | 623   | 458   | 548        | 619                | 333   | 716               | 700   |
| 1983                 | 698   | 532   | 594        | 679                | 500   | 847               | 800   |
| 1984                 | 811   | 618   | 702        | 805                | 615   | 959               | 900   |
| 1985                 | 967   | 725   | 852        | 963                | 667   | 1 101             | 900   |
| 1986                 | 1 092 | 875   | 945        | 1 075              | 875   | 1 232             | 1 286   |
| 1987                 | 1 207 | 979   | 1 016      | 1 180              | 1 250   | 1 380             | 1 333   |
| 1988                 | 1 426 | 1 111   | 1 208      | 1 388              | 1 294   | 1 597             | 1 500   |
| 1989                 | 1 557 | 1 178   | 1 433      | 1 523              | 1 625   | 1 763             | 1 000   |
| 1990                 | 1 681 | 1 238   | 1 844      | 1 622              | 2 133   | 1 935             | 1 212   |
| 1991                 | 1 866 | 1 366   | 1 960      | 1 798              | 2 588   | 2 216             | 1 765   |
| 1992                 | 2 109 | 1 487   | 2 000      | 2 017              | 2 737   | 2 554             | 2 188   |
| 1993                 | 2 592 | 1 887   | 2 327      | 2 469              | 3 539   | 3 182             | 2 843   |
| 北 京 Beijing          | 3 561 | 2 754   | 4 018      | 3 370              | 2 735   | 3 774             | 4 030   |
| 天 津 Tianjin          | 2 728 | 2 810   | 3 707      | 2 622              | 1 514   | 2 922             | 2 594   |
| 河 北 Hebei            | 2 157 | 2 057   | 2 680      | 2 073              | 2 452   | 2 625             | 2 186   |
| 山 西 Shanxi           | 2 151 | 1 812   | 2 653      | 2 074              | 2 609   | 2 499             | 2 029   |
| 内 蒙 古 Inner Mongolia | 2 107 | 1 735   | 2 320      | 1 847              | 3 096   | 3 172             | 3 000   |
| 辽 宁 Liaoning         | 2 437 | 2 783   | 2 025      | 2 142              | 4 399   | 3 655             | 2 563   |
| 吉 林 Jilin            | 1 952 | 1 762   | 1 859      | 1 892              | 3 344   | 2 659             | 2 218   |
| 黑 龙 江 Heilongjiang   | 1 946 | 1 166   | 1 959      | 1 769              | 4 030   | 2 684             | 1 889   |
| 上 海 Shanghai         | 4 253 | 4 338   | 3 874      | 3 116              | 5 552   | 7 110             | 4 612   |
| 江 苏 Jiangsu          | 2 937 | 2 380   | 2 428      | 3 018              | 3 996   | 3 350             | 2 712   |
| 浙 江 Zhejiang         | 3 439 | 3 960   | 2 355      | 3 286              | 3 716   | 4 193             | 3 389   |
| 安 徽 Anhui            | 1 932 | 1 689   | 2 739      | 1 951              | 2 930   | 2 214             | 3 291   |
| 福 建 Fujian           | 2 735 | 2 531   | 2 997      | 2 528              | 4 507   | 3 633             | 3 261   |
| 江 西 Jiangxi          | 1 799 | 1 750   | 2 100      | 1 746              | 2 119   | 2 194             | 2 017   |
| 山 东 Shandong         | 2 352 | 1 724   | 2 511      | 2 394              | 2 374   | 2 665             | 2 662   |
| 河 南 Henan            | 1 821 | 2 497   | 3 147      | 1 827              | 2 825   | 1 911             | 2 544   |
| 湖 北 Hubei            | 2 183 | 1 994   | 2 194      | 2 009              | 1 994   | 2 864             | 2 949   |
| 湖 南 Hunan            | 2 379 | 2 221   | 2 502      | 2 204              | 4 082   | 2 750             | 3 110   |
| 广 东 Guangdong        | 4 389 | 3 724   | 6 492      | 4 490              | 6 448   | 4 838             | 6 357   |
| 广 西 Guangxi          | 2 838 | 2 231   | 3 395      | 2 718              | 4 284   | 3 342             | 3 968   |
| 海 南 Hainan           | 2 932 | 1 782   | 3 173      | 2 208              | 3 233   | 3 782             | 2 571   |
| 四 川 Sichuan          | 2 242 | 1 941   | 2 081      | 2 243              | 2 557   | 2 528             | 2 189   |
| 贵 州 Guizhou          | 2 104 | 1 156   | 1 987      | 2 060              | 3 747   | 2 378             | 2 926   |
| 云 南 Yunnan           |       |   |            |                    |   |                   |   |
| 西 藏 Tibet            | 2 720 | 1 838   | 3 818      | 3 031              |   | 2 499             |   |
| 陕 西 Shaanxi          | 1 918 | 1 639   | 2 080      | 1 823              | 2 263   | 2 008             | 2 946   |
| 甘 肃 Gansu            | 2 457 | 2 071   | 2 109      | 2 731              | 2 579   | 2 277             | 2 235   |
| 青 海 Qinghai          | 2 285 | 4 423   | 1 963      | 1 906              |   | 2 926             | 3 500   |
| 宁 夏 Ningxia          | 2 424 | 1 705   | 2 916      | 2 230              |   | 2 782             |   |
| 新 疆 Xinjiang         | 2 889 | 1 594   | 2 763      | 2 661              | 1 860   | 3 425             | 443   |

AVERAGE ANNUAL WAGE OF STAFF AND WORKERS  
IN URBAN COLLECTIVE-OWNED UNITS BY SECTOR

(yuan)

| 交通运输仓储<br>和邮电通信业<br>Transporta-<br>tion,<br>Storage,<br>Post and<br>Telecom-<br>munications<br>Services | 批发零售贸<br>易和餐饮业<br>Wholesale,<br>Retail<br>Trade<br>and Food<br>Services | 金融、<br>保险业<br>Banking<br>and<br>Insurance | 房地产业<br>Real<br>Estate<br>Management | 社 会<br>服务业<br>Social<br>Services | 卫生体育和<br>社会福利业<br>Health<br>Care,<br>Sports and<br>Welfare | 教育、文化<br>艺术和广播<br>电影电视业<br>Education,<br>Culture,<br>Art, Radio,<br>Film and<br>Television | 科学研究<br>和综合技术<br>服务事业<br>Scientific<br>Research<br>and<br>Polytech-<br>nical<br>Services | 国家机关、<br>政党机关和<br>社会团体<br>Government<br>Agencies,<br>Party<br>Agencies<br>and Social<br>Organizations | 其 他<br>Other |
|---|---|---|--------------------------------------|----------------------------------|--|--|--|---|--------------|
| 632   | 453   | 526                                       | 467                                  | 451                              | 484  | 317  | 500  | 455   |              |
| 676   | 584   | 640                                       | 638                                  | 584                              | 618  | 433  | 571  | 538   |              |
| 762   | 607   | 690                                       | 760                                  | 675                              | 768  | 535  | 750  | 714   |              |
| 878   | 1 017   | 800                                       | 860                                  | 736                              | 831  | 634  | 900  | 885   |              |
| 1 009   | 912   | 945                                       | 1 050                                | 806                              | 975  | 779  | 1 052  | 1 046   |              |
| 1 139   | 1 008   | 1 150                                     | 1 238                                | 1 057                            | 1 212  | 945  | 1 286  | 1 227   |              |
| 1 236   | 1 118   | 1 235                                     | 1 130                                | 1 167                            | 1 296  | 1 033  | 1 319  | 1 368   |              |
| 1 409   | 1 335   | 1 450                                     | 1 602                                | 1 333                            | 1 570  | 1 202  | 1 636  | 1 648   |              |
| 1 575   | 1 417   | 1 597                                     | 1 967                                | 1 521                            | 1 774  | 1 352  | 1 710  | 1 860   |              |
| 1 661   | 1 548   | 1 806                                     | 1 969                                | 1 638                            | 1 956  | 1 533  | 1 997  | 2 042   |              |
| 1 854   | 1 691   | 1 965                                     | 2 432                                | 1 905                            | 2 135  | 1 689  | 2 120  | 2 206   |              |
| 2 070   | 1 827   | 2 428                                     | 2 763                                | 2 082                            | 2 416  | 1 987  | 2 392  | 2 565   |              |
| 2 711   | 2 213   | 3 182                                     | 4 006                                | 2 727                            | 2 935  | 2 539  | 3 474  | 3 071   | 2 547        |
| 3 815   | 3 471   | 4 741                                     | 4 089                                | 3 500                            | 4 036  | 3 156  | 4 039  | 4 531   | 3 167        |
| 2 377   | 2 918   | 3 637                                     | 2 540                                | 2 789                            | 3 107  | 2 753  | 3 097  | 2 934   | 3 547        |
| 2 311   | 1 860   | 2 336                                     | 2 671                                | 2 322                            | 2 503  | 2 008  | 1 955  | 2 768   | 2 700        |
| 2 283   | 1 722   | 2 600                                     | 2 166                                | 2 513                            | 2 008  | 1 573  | 2 630  | 2 725   | 2 592        |
| 2 081   | 1 695   | 2 962                                     | 3 255                                | 1 719                            | 2 318  | 2 656  | 2 640  | 2 008   | 1 726        |
| 2 993   | 1 619   | 3 495                                     | 2 808                                | 2 680                            | 2 658  | 2 480  | 3 254  | 4 069   | 2 849        |
| 2 851   | 1 487   | 2 606                                     | 2 418                                | 2 203                            | 2 311  | 1 777  | 3 145  | 2 060   | 2 255        |
| 1 961   | 1 732   | 3 238                                     | 2 904                                | 2 067                            | 2 736  | 2 413  | 2 435  | 2 188   | 1 770        |
| 4 515   | 7 322   | 4 241                                     | 4 536                                | 4 348                            | 4 148  | 4 720  | 4 283  | 4 617   |              |
| 3 016   | 2 569   | 3 477                                     | 3 695                                | 3 034                            | 3 366  | 2 337  | 3 914  | 3 504   | 3 996        |
| 3 696   | 2 852   | 4 304                                     | 3 978                                | 4 468                            | 3 711  | 3 462  | 6 318  | 3 724   | 4 431        |
| 1 673   | 1 582   | 2 513                                     | 2 505                                | 1 874                            | 2 349  | 2 971  | 2 476  | 2 971   | 1 843        |
| 2 582   | 2 081   | 3 304                                     | 3 148                                | 2 879                            | 3 039  | 3 774  | 2 639  | 3 032   | 3 338        |
| 1 747   | 1 573   | 2 693                                     | 2 072                                | 1 845                            | 2 256  | 1 704  | 1 918  | 2 403   |              |
| 2 223   | 2 024   | 2 794                                     | 3 268                                | 2 141                            | 3 025  | 2 781  | 3 099  | 2 911   | 2 741        |
| 1 850   | 1 585   | 2 467                                     | 1 994                                | 1 804                            | 2 456  | 1 467  | 2 475  | 2 035   | 1 952        |
| 2 586   | 2 121   | 2 696                                     | 2 814                                | 2 435                            | 2 466  | 2 260  | 2 614  | 2 850   | 2 200        |
| 2 477   | 2 320   | 3 450                                     | 3 167                                | 2 615                            | 2 695  | 2 947  | 2 881  | 2 707   | 2 003        |
| 4 344   | 3 461   | 4 800                                     | 7 088                                | 5 004                            | 5 392  | 5 206  | 5 993  | 4 596   | 6 534        |
| 2 905   | 2 557   | 3 116                                     | 3 763                                | 2 709                            | 2 670  | 3 060  | 2 835  | 3 657   | 3 419        |
| 5 233   | 1 991   | 4 473                                     | 5 800                                | 3 279                            | 3 881  | 3 738  | 3 913  | 4 898   | 6 933        |
| 2 191   | 2 060   | 2 810                                     | 3 440                                | 1 797                            | 2 268  | 2 544  | 2 243  | 2 873   | 1 850        |
| 2 176   | 1 677   | 2 568                                     | 2 389                                | 2 354                            | 1 971  | 2 022  | 2 896  | 2 687   | 2 651        |
| 4 000   | 2 613   |   |                                      | 3 274                            | 789  | 1 875  |  | 2 089   |              |
| 5 968   | 1 686   | 2 556                                     | 3 039                                | 1 712                            | 2 212  | 2 149  | 4 182  | 2 866   | 3 064        |
| 1 556   | 2 361   | 2 201                                     | 1 522                                | 1 582                            | 1 704  | 1 785  | 1 822  | 1 911   | 2 004        |
| 4 414   | 2 129   | 3 634                                     | 2 763                                | 1 902                            | 5 788  | 2 056  |  | 1 625   | 3 442        |
| 2 399   | 2 260   | 2 424                                     | 2 500                                | 2 138                            | 2 705  | 2 924  | 2 250  | 3 673   | 3 000        |
| 3 326   | 2 996   | 3 241                                     | 3 232                                | 2 240                            | 3 229  | 3 245  | 3 315  | 3 464   | 4 957        |

4-35 其他经济单位分行业职工平均工资  
 AVERAGE ANNUAL WAGE OF STAFF AND WORKERS IN  
 OTHER ECONOMY UNITS BY SECTOR

单位：元

(yuan)

| 经济类型及行业         | Ownership and Sector  | 1985  | 1990  | 1991  | 1992  | 1993  |
|-----------------|---|-------|-------|-------|-------|-------|
| 总计              | Total   | 1 436 | 2 987 | 3 468 | 3 966 | 4 966 |
| 按经济类型分组         | Grouped by Ownership  |       |       |       |       |       |
| 联营经济            | Joint Management  | 1 269 | 3 092 | 1 789 | 3 336 | 3 741 |
| 股份制经济           | Stock Ownership   |       |       |       |       | 5 171 |
| 外商投资经济          | Foreign Funded  | 1 847 | 3 191 | 3 918 | 4 347 | 5 315 |
| 港澳台投资经济         | HongKong, Macao and Taiwan<br>Chinese Funded                  | 2 143 | 3 430 | 7 071 | 4 740 | 5 147 |
| 其他经济            | Other   | 1 000 | 1 821 | 2 622 | 3 371 | 3 279 |
| 按国民经济行业分组       | Grouped by Sector   |       |       |       |       |       |
| 农、林、牧、渔业        | Farming, Forestry, Animal Husbandry and Fishery               |       | 3 778 | 3 760 | 4 069 | 3 905 |
| 采掘业             | Excavation  | 1 270 | 2 270 | 3 855 | 3 579 | 3 423 |
| 制造业             | Manufacturing   | 1 328 | 3 055 | 3 626 | 4 154 | 4 874 |
| 电力、煤气及水的生产和供应业  | Power Generation, Gas and Water Production and Supply         | 1 270 | 3 088 | 3 333 | 4 238 | 6 309 |
| 建筑业             | Construction  | 1 000 | 3 571 | 4 641 | 5 061 | 4 464 |
| 地质勘查、水利管理业      | Geological Prospecting and Water Conservancy                  |       | 5 714 | 4 615 | 5 263 | 7 441 |
| 交通运输、仓储及邮电通信业   | Transportation, Storage, Post and Telecommunications Services | 2 429 | 3 667 | 5 500 | 5 955 | 6 450 |
| 批发零售贸易和餐饮业      | Wholesale, Retail Trade and Food Services                     | 1 955 | 3 284 | 3 585 | 4 368 | 4 975 |
| 金融、保险业          | Banking and Insurance   | 2 107 | 5 565 | 6 041 | 9 761 | 6 073 |
| 房地产业            | Real Estate Management  |       | 2 517 | 4 923 | 5 561 | 4 940 |
| 社会服务业           | Social Services   | 1 904 | 3 463 | 4 004 | 4 545 | 5 934 |
| 卫生体育和社会福利业      | Health Care, Sports and Social Welfare                        |       | 5 430 | 4 817 | 5 461 | 3 665 |
| 教育、文化艺术和广播电影电视业 | Education, Culture and Arts, and Radio, Film and Television   | 3 184 | 4 022 | 4 560 | 5 107 | 5 289 |
| 科学研究和综合技术服务业    | Scientific Research and Polytechnical Services                | 1 728 | 3 425 | 3 906 | 5 033 | 5 645 |
| 国家机关、政党机关和社会团体  | Government Agencies, Party Agencies and Social Organizations  |       |       |       |       | 2 182 |
| 其他              | Other   |       |       |       |       | 4 953 |

## 主要统计指标解释

**劳动力资源总数** 指在劳动年龄内,具有劳动能力,在正常情况下,可能或实际参加社会劳动的人口数。

**从业人员** 指从事一定社会劳动并取得劳动报酬或经营收入的全部劳动力。包括:

- (1)全部职工
- (2)城镇私营企业从业人员
- (3)城镇个体劳动者
- (4)农村社会劳动者
- (5)其他社会劳动者

这一指标反映了一定时期内全部劳动力资源的实际利用情况,是研究我国基本国情国力的重要指标。

各单位的从业人员是指在各级国家机关、政党机关、社会团体及企业、事业单位中工作,并取得劳动报酬的全部人员。包括职工、再就业的离退休人员、民办教师以及在各单位中工作的外方人员和港、澳、台方人员。

各单位的从业人员反映了各单位实际参加生产或工作的全部劳动力。

**职工** 指在国有经济、城镇集体经济、联营经济、股份制经济、外商和港、澳、台投资经济、其他经济单位及其附属机构工作,并由其支付工资的各类人员。

**合同制职工** 指各单位根据国务院国发(1986)77号文件和国务院令第99号的规定,通过签订有固定期限劳动合同、无固定期限劳动合同和以完成一项工作为期限劳动合同所使用的职工。包括实行全员劳动合同制单位的全部职工。

**使用的农村劳动力** 指国有经济、城镇集体经济、联营经济、股份制经济、外商和港、澳、台投资经济、其他经济单位的职工中,现仍保留农村户籍关系的人员。

**长期职工** 指用工期限在一年以上(含一年)的职工。包括原固定职工、合同制职工、长期临时工以及国有单位使用的城镇集体所有制单位的人员和其他使用期限在一年以上的原计划外用工。

**临时职工** 指用工期限不超过一年的职工。包括各单位根据国家有关规定招用的,签订一年以内的劳动合同或使用期不超过一年的临时性、季节性用工。

**其他从业人员** 指劳动统计制度规定不作职工统计,但实际参加社会劳动并取得劳动报酬的人员。

各单位的其他从业人员是指单位中除职工以外的全部参加本单位生产或工作并取得劳动报酬的人员。包括再就业的离退休人员、民办教师以及在各单位中工作的外方人员和港、澳、台方人员。

**城镇集体经济单位职工** 指在城镇集体经济单位及其管理部门工作,并由其支付工资的各类人员。

**其他经济单位职工** 指在联营经济、股份制经济、外商投资经济、港、澳、台投资经济单位工作,并由其支付工资的各类人员。

**城镇个体劳动者** 指经工商行政管理部门核准登记,领取营业执照,参加生产经营活动,户口在城镇的全部人员。

**农村社会劳动者** 指农村人口中经常参加合作经济组织(包括乡(镇)办企业事业单位)和家庭副业生产劳动的劳动力。凡是由合作经济组织分配劳动任务或承包各种生产任务,并从中直接取得实物、现金收入和从承包的生产任务中获得实物、现金收入的劳动力,不管从事何种劳动,都要统计为农村社会劳动者。国家从乡(村)调用的建勤民工;由集体经费支付工资或补贴的乡(村)脱产管理干部;乡(村)劳动力到国有经济单位或城镇集体经济单位工作,其收入交给合作经济组织,并从中取得实物或现金收入的合同工、临时工、亦工亦农人员;自行外出,但户口没有转出的劳动力,都应包括在内。

**城镇待业人员** 指有非农业户口,在一定的劳动年龄内(16岁以上及男50岁以下、女45岁以下),有劳动能

力,无业而要求就业,并在当地就业服务机构进行待业登记的人员。

**城镇待业率** 是城镇待业人数同城镇在业人数加城镇待业人数之比。计算公式为:

$$\text{城镇待业率} = \frac{\text{城镇待业人数}}{\text{城镇在业人数} + \text{城镇待业人数}} \times 100\%$$

**从业人员劳动报酬** 指各单位在一定时期内直接支付给本单位全部从业人员的劳动报酬总额。包括职工工资总额和本单位其他从业人员劳动报酬两部分。

**职工工资总额** 指各单位在一定时期内直接支付给本单位全部职工的劳动报酬总额。

工资总额的计算原则应以直接支付给职工的全部劳动报酬为根据。各单位支付给职工的劳动报酬以及其他根据有关规定支付的工资,不论是计入成本的还是不计入成本的,不论是按国家规定列入计征奖金税项目的,还是未列入计征奖金税项目的,不论是以货币形式支付的还是以实物形式支付的,均包括在工资总额内。

**计时工资** 指按计时工资标准(包括地区生活费补贴)和工作时间支付给个人的劳动报酬,以及根据国家法律、法规和政策规定,因病、工伤、产假、计划生育假、婚丧假、事假、探亲假、定期休假、停工学习、执行国家或社会义务等原因按计时工资标准或计时工资标准的一定比例支付的工资。

**计件标准工资** 是指实行计件工资制的单位按照批准的计件单价和规定的劳动定额或工作量应支付给计件工人的劳动报酬。

**计件超额工资** 是计件工资的一部分,指计件工人超额完成定额任务后所得的工资。即计件工人实得的全部计件工资减去应得的计件标准工资后的数额。某些企业的工人由于从事生产的工作物等级高于本人工资等级,因而其计件标准工资高于本人标准工资,其计件超额工资也应是全部工资减去应得的计件标准工资后的数额。

**奖金** 指支付给职工的超额劳动报酬和增收节支的劳动报酬。

**津贴和补贴** 指为了补偿职工特殊或额外的劳动消耗和因其他特殊原因支付给职工的津贴,以及为了保证职工工资水平不受物价影响支付给职工的物价补贴。

**其他从业人员劳动报酬** 指各单位在一定时期内直接支付给本单位其他从业人员的全部劳动报酬。

**职工平均工资** 指企业、事业、机关单位的职工在一定时期内平均每人所得的货币工资额。它表明一定时期职工工资收入的高低程度,是反映职工工资水平的主要指标。计算公式为:

$$\text{职工平均工资} = \frac{\text{报告期实际支付的全部职工工资总额}}{\text{报告期全部职工平均人数}}$$

**职工平均实际工资** 指扣除物价变动因素后的职工平均工资。计算公式为:

$$\text{职工平均实际工资} = \frac{\text{报告期职工平均工资}}{\text{报告期职工生活费价格指数}}$$

## Explanatory Notes for Major Indicators

**Labor Force Source** refers to all persons who are able to work and potentially or actually engaged in social labor.

**Persons Employed** refers to total number of persons engaged in social labor which generates income, including:

- (1) total staff and workers
- (2) employees in urban private enterprises
- (3) Urban individual laborers
- (4) Rural laborers
- (5) Other social laborers

This indicator reflects the actual utilization of total labor force during a certain period of time and is often used for the research of China's economic affairs and power.

**Persons Employed in Various Units** refers to total staff working for government agencies of various levels, political and party organizations, social organizations, and enterprises and institutions receiving income, including staff, reemployed retirees, non-government paid teachers, foreigners, and Chinese compatriots from Hong Kong, Macao, and Taiwan working in various units. This indicator reflects the total laborers actually engaged in production or other operations in various units.

**Staff and Workers** refers to those who work in (and receive income therefrom) enterprises and institutions by state ownership, collective ownership, joint ownership, share holding, foreign ownership, and ownership by overseas Chinese from Hong Kong, Macao, and Taiwan, and other ownership and their affiliated units.

**Staff and Workers Under Contract** refers to those who are employed by enterprises and institutions under contract for a fixed term, non-fixed term or a term of a project according to the regulations in the Document No. 77 (1986) and the Decree No. 99 promulgated by the State Council.

**Rural Laborers Employed** refers to those who work in enterprises and institutions by state ownership, collective ownership, joint ownership, share holding, foreign ownership, ownership by overseas Chinese from Hong Kong, Macao, and Taiwan, and other ownership with their population registration record still remaining in rural areas.

**Permanent Staff and Workers** refers to those whose employment period is one year or above, including original permanent staff and workers, staff and workers under contract, long-term temporary staff and workers, and staff and workers of collective-owned units employed by state-owned units and other units with employment period of one year or above.

**Temporary Staff and Workers** refers to those who are employed for less than one year, including staff and workers employed temporarily, or seasonally for less than one year according to the regulations by the Government.



**Other Employees** refers to those who are not reported as Staff and Workers by statistical classification but who are actually involved in social labor generating income.

**Other Employees in Various Units** refers to those who are not included in the statistics of Staff and Workers but actually participating the production or service in various units and receive income therefrom, including the reemployed retirees, non government paid teachers foreigner, and overseas Chinese from Hong Kong, Macao, and Taiwan working in various units.

**Employees of Collective Owned Units in Urban Areas** refers to those who work in collective owned units in urban areas and units under their administration and receive income therefrom.

**Employees of Units by Other Ownership** refers to those who work in (and receive income therefrom) enterprises and institutions by joint ownership, share holding, foreign ownership, and ownership by overseas Chinese from Hong Kong, Macao, and Taiwan.

**Individual Laborers in Urban Area** refers to those who are engaged in registered production and operation activities and have their population registration record in urban area.

**Individual Laborers in Rural Area** refers to rural laborers who often participated in family sideline production organized by cooperative economic organizations (including township run enterprises and institutions). Those who are assigned any labor or production task by cooperative economic organizations and receive income in kind or cash are counted as Individual Laborers in Rural Area. It also includes the laborers imposed by the government from township or villages; full-time township or village managers paid by non-government expenses; workers in state owned or urban collective owned units under contract, or temporarily and receive income in kind, or in cash after paying a proportion of the income to cooperative economic units; and finally those who work in an urban area but still have population registration record in rural area.

**Unemployment** refers to those non-agricultural population within working age (16-50 for male and 16-45 for female) who are able and willing to work but unemployed and registered in local employment service agencies.

**Urban Unemployment Rate** refers to the ratio of persons unemployed in urban area to total employment and unemployment in urban area, which is calculated as follows:

$$\text{Urban Unemployment Rate} = \frac{\text{Urban Unemployed}}{\text{Urban Employment} + \text{Urban Unemployment}} \times 100\%$$

**Labor Remuneration** refers to total payment by various units to their employees during a certain period of time, including total wage bill of permanent workers and staff and remuneration payment to other employees.

**Total Wage Bill of Workers and Staff** refers to total remuneration payment to permanent workers and staff of various units during a certain period of time.

The calculation of total wage bill is based on the total remuneration payment and therefore, wages and salaries and other payments to workers and staff regardless of its resources, category, in kind or cash.

**Time Wage** refers to wages paid according to the standards of time wage (including regional living subsidies), and related laws, regulations, policies, such as the pay rules for sick leave, industrial injury, maternity leave, family planning benefit, marriage or death leave, leave of absence, family visiting leave, official vocation.

on the job training, participating social work.

**Standard Piece Rate Wage** refers to wages paid by units where piece rate wage is applied according to approved standard of piece rate and labor quota.

**Extra Piece Rate Wage** refers to the payment to workers for their extra work beyond labor quota, i. e. total piece rate wage bill minus standard piece rate wage bill. For some enterprises, the standard of piece rate wage for some workers exceeds their normal payment. In this case, the extra piece rate wage is still calculated as total wage bill minus standard piece rate wage bill.

**Bonus** refers to remuneration payment to workers for extra work and improvement in profitability.

**Allowances and Subsidies** refers to allowances paid to workers and staff for compensating special or extra labor and subsidies paid to workers and staff to offset the impact of inflation on real wage.

**Labor Remuneration to Other Employees** refers to total wages paid by various units to other employees during a certain period of time.

**Average Wage of Workers and Staff** refers to the average wage in money terms per person during a certain period of time for workers and staff of enterprises, institutions, and government agencies, which reflects the general level of wage income during a certain period of time and is calculated as follows:

$$\text{Average Wage of Workers and Staff} = \frac{\text{Total Wage Bill of Workers and Staff in Reference Period}}{\text{Average Number of Workers and Staff in Reference Period}}$$

**Average Real Wage of Workers and Staff** refers to average wage of workers and staff after excluding the changes in prices, which is calculated as follows:

$$\text{Average Real Wage of Workers and Staff} = \frac{\text{Average Wage of Workers and Staff in Reference Period}}{\text{Cost of Living Index of Workers and staff in Reference Period}}$$



# 五 固定资产投资

INVESTMENT IN FIXED ASSETS

---

---



5-1 全社会固定资产投资  
TOTAL INVESTMENT IN FIXED ASSETS

| 指 标          | Item                                  | 1985     | 1990     | 1991     | 1992     | 1993      |
|--------------|---------------------------------------|----------|----------|----------|----------|-----------|
| 投资总额(亿元)     | Total Investment (100 000 000 yuan)   | 2 543.19 | 4 449.29 | 5 508.80 | 7 854.98 | 12 457.88 |
| 按经济类型分       | Grouped by Ownership                  |          |          |          |          |           |
| 国有单位         | State-Owned Units                     | 1 680.51 | 2 918.64 | 3 628.11 | 5 273.64 | 7 657.97  |
| 基本建设         | Capital Construction                  | 1 074.37 | 1 703.81 | 2 115.80 | 3 012.65 | 4 615.50  |
| 更新改造         | Technical Updates and Transformation  | 449.14   | 830.19   | 1 023.23 | 1 461.10 | 2 195.85  |
| 其他固定资产投资     | Other Investment in Fixed Assets      | 157.00   | 199.07   | 238.64   | 293.81   | 361.69    |
| 集体单位         | Collective-Owned Units                | 327.46   | 529.48   | 697.80   | 1 359.35 | 2 231.34  |
| 城 镇          | Urban                                 | 128.23   | 163.38   | 203.83   | 364.49   | 600.15    |
| 农 村          | Rural                                 | 199.23   | 366.10   | 493.98   | 994.86   | 1 631.19  |
| 城乡个人         | Individual Investment                 | 535.22   | 1 001.17 | 1 182.88 | 1 221.99 | 1 476.23  |
| 城 镇          | Urban                                 | 56.79    | 124.70   | 140.32   | 216.47   | 338.50    |
| 农 村          | Rural                                 | 478.43   | 876.47   | 1 042.56 | 1 005.52 | 1 137.73  |
| 按资金来源分       | Grouped by Sources of Finance         |          |          |          |          |           |
| 国家预算内资金      | State Appropriation                   | 407.80   | 387.65   | 372.95   | 334.20   | 463.87    |
| 国内贷款         | Domestic Loans                        | 510.27   | 870.88   | 1 292.19 | 2 152.02 | 2 925.81  |
| 利用外资         | Foreign Investment                    | 91.48    | 278.26   | 316.27   | 457.14   | 907.29    |
| 自筹投资         | Fundraising                           |          | 2 329.49 | 2 878.61 | 4 024.63 | 6 218.75  |
| 其他投资         | Others                                | 1 533.64 | 583.01   | 648.79   | 886.99   | 1 942.14  |
| 按构成分         | Grouped by Uses of Funds              |          |          |          |          |           |
| 建筑安装工程       | Construction and Installation         | 1 655.46 | 2 962.84 | 3 594.26 | 5 018.65 | 7 856.20  |
| 设备工具器具购置     | Purchase of Equipment and Instruments | 718.08   | 1 148.39 | 1 435.21 | 2 063.91 | 3 144.40  |
| 其他费用         | Other                                 | 169.65   | 338.08   | 479.33   | 772.42   | 1 457.28  |
| 房屋建筑面积(万平方米) | Floor Space of Buildings(10 000sq. m) |          |          |          |          |           |
| 施工面积         | Floor Space Under Construction        | 148 859  | 137 171  | 152 813  | 172 173  | 182 327   |
| 竣工面积         | Floor Space Completed                 | 122 084  | 107 793  | 119 107  | 114 800  | 122 021   |
| #住宅          | Residential Housing                   | 90 972   | 86 289   | 94 002   | 85 017   | 80 779    |

注：1. 1990~1993年投资中不含未列入计划的 2~5 万元零星固定资产投资。

2. 其他固定资产投资包括油田维护、开发和采掘采伐工业开拓延伸工程投资，用公路养路费进行的公路、桥梁改建工程和用简易建筑费建造的仓库工程投资。

3. 1993年投资总额按经济类型分的还包括：联营经济、股份制经济、中外合资经营、中外合作经营、外资与大陆合资经营、外资与大陆合作经营、港澳台独资和其他经济1092.34亿元。

a) Figures for 1989 and 1990 exclude projects with value between 20-50 thousand yuan which are not listed in the state plan.

b) Other investments include investments in oil field maintenance and development, mainly project expansion, highway maintenance and bridge construction using highway maintenance funds, and warehouse construction using normal construction funds.

c) In 1993, total investment grouped by ownership also include 1092.34 hundred million yuan investments by joint management economic units, stock ownership economic units, joint ventures with foreigners units, cooperative ventures with foreigners units, joint ventures foreign funded and mainland, cooperative ventures between foreigners units and mainland, solely Hong Kong, Macao and Taiwan Chinese funded units and other ownership.

5-2 按经济类型分的全社会固定资产投资 (1993年)

| 指 标<br>Item   | 总 计<br>Total | 国有经济<br>State-Owned<br>Units | # 基本建设<br>Capital<br>Construction |
|---|--------------|------------------------------|-----------------------------------|
|   |              |                              |                                   |
| 投资总额 (亿元)<br>Total Investment (100 000 000 yuan)        | 12 457.88    | 7 657.97                     | 4 615.50                          |
| 按资金来源分<br>Grouped by Source of Funds                    |              |                              |                                   |
| 国家预算内资金<br>State Appropriations                         | 463.87       | 456.34                       | 431.76                            |
| 国内贷款<br>Domestic Loans                                  | 2 925.81     | 1 948.36                     | 1 117.55                          |
| 利用外资<br>Foreign Investment                              | 907.29       | 465.24                       | 456.15                            |
| 自筹投资<br>Fundraising                                     | 6 218.75     | 3 676.70                     | 1 991.25                          |
| 其他投资<br>Other   | 1 942.14     | 1 111.34                     | 608.57                            |
| 按构成分<br>Grouped by Uses of Funds                        |              |                              |                                   |
| 建筑安装工程<br>Construction and Installation                 | 7 856.20     | 4 710.67                     | 3 018.74                          |
| 设备、工具、器具购置<br>Purchase of Equipment and Instruments     | 3 144.40     | 1 907.97                     | 899.55                            |
| 其他费用<br>Other   | 1 457.28     | 1 039.33                     | 697.22                            |
| 房屋建筑面积(万平方米)<br>Floor Space of Buildings (10 000 sq. m) |              |                              |                                   |
| 施工面积<br>Floor Space Under Construction                  | 182 327      | 68 157                       | 39 536                            |
| 竣工面积<br>Floor Space Completed                           | 122 021      | 29 590                       | 17 070                            |
| #住宅<br>Residential Housing                              | 80 779       | 15 924                       | 7 993                             |

续表 1 continued

| 指 标<br>Item   | 中外合作经营<br>Cooperative<br>Ventures with<br>Foreigners<br>Units | 外资经营<br>Foreign<br>Funded<br>Investment<br>Units |
|---|---|--|
|   |   |  |
| 投资总额 (亿元)<br>Total Investment (100 000 000 yuan)        | 71.14   | 49.13  |
| 按资金来源分<br>Grouped by Source of Funds                    |   |  |
| 国家预算内资金<br>State Appropriations                         | 0.13  | 0.01   |
| 国内贷款<br>Domestic Loans                                  | 10.94   | 1.82   |
| 利用外资<br>Foreign Investment                              | 42.38   | 35.46  |
| 自筹投资<br>Fundraising                                     | 10.47   | 3.56   |
| 其他投资<br>Other   | 7.21  | 8.28   |
| 按构成分<br>Grouped by Uses of Funds                        |   |  |
| 建筑安装工程<br>Construction and Installation                 | 40.98   | 26.19  |
| 设备、工具、器具购置<br>Purchase of Equipment and Instruments     | 14.34   | 12.99  |
| 其他费用<br>Other   | 15.82   | 9.95   |
| 房屋建筑面积(万平方米)<br>Floor Space of Buildings (10 000 sq. m) |   |  |
| 施工面积<br>Floor Space Under Construction                  | 470   | 426  |
| 竣工面积<br>Floor Space Completed                           | 81  | 68   |
| #住宅<br>Residential Housing                              | 21  | 25   |

注：国有经济投资资金来源分组的基本建设、更新改造为财政拨款数。

TOTAL INVESTMENT IN FIXED ASSETS BY OWNERSHIP (1993)

| # 更新改造<br>Technical<br>Updates and<br>Transformation | # 其他投资<br>Other | 集体经济<br>Collective-<br>Owned<br>Units |          | 联营经济<br>Joint<br>Management<br>Economic<br>Units | 股份制经济<br>Stock<br>Ownership<br>Economic<br>Units | 中外合资经济<br>Joint<br>Ventures<br>With Foreigners<br>Units |
|--|-----------------|---------------------------------------|----------|--|--|---|
|  |                 | # 农 村<br>Rural                        |          |  |  |   |
| 2 195.85   | 361.69          | 2 231.34                              | 1 631.19 | 56.01  | 231.92   | 435.77  |
| 31.31  | 5.30            | 3.33                                  |          | 0.09   | 1.68   | 1.07  |
| 800.71   | 25.09           | 691.76                                | 502.61   | 15.09  | 58.25  | 105.18  |
| 84.97  | 4.25            | 127.82                                | 111.50   | 0.81   | 9.30   | 135.22  |
| 1 227.57   | 299.23          | 942.62                                | 645.28   | 28.50  | 85.61  | 139.63  |
| 106.60   | 27.83           | 465.80                                | 371.80   | 11.52  | 77.07  | 54.67   |
| 945.27   | 285.61          | 1 232.45                              | 865.75   | 33.15  | 129.21   | 200.96  |
| 1 070.93   | 43.89           | 842.74                                | 682.20   | 10.79  | 60.17  | 156.96  |
| 179.65   | 32.19           | 156.15                                | 83.24    | 12.07  | 42.54  | 77.85   |
| 11 338   | 735             | 35 906                                | 27 594   | 632  | 2 442  | 2 761   |
| 5 282  | 490             | 22 601                                | 18 451   | 196  | 646  | 783   |
| 1 749  | 237             | 3 873                                 | 2 004    | 98   | 354  | 246   |

续表 2 continued

| 外资与大陆<br>合资经营<br>Joint Ventures<br>with Foreigners<br>Units and<br>Mainland | 外资与大陆<br>合作经营<br>Cooperative Ventures<br>between<br>Foreigners Units<br>and mainland | 港澳台独资经营<br>Solely<br>Hongkong<br>Macao and<br>Taiwan Chinese<br>Units | 个 人<br>Individuals | 其他经济<br>Other<br>Ownership |       |
|---|--|---|--------------------|----------------------------|-------|
|   |  |   |                    | # 农 村<br>Rural             |       |
| 130.56  | 51.26  | 45.93   | 1 476.23           | 1 137.73                   | 20.62 |
| 0.99  | 0.06   | 0.17  |                    |                            |       |
| 23.29   | 7.59   | 6.54  | 53.86              | 53.86                      | 3.13  |
| 37.16   | 23.03  | 29.30   |                    |                            | 1.57  |
| 49.44   | 10.23  | 6.46  | 1 256.44           | 917.94                     | 9.09  |
| 19.68   | 10.35  | 3.46  | 165.93             | 165.93                     | 6.83  |
| 63.17   | 28.68  | 24.96   | 1 349.53           | 1 011.03                   | 16.23 |
| 37.18   | 4.21   | 7.22  | 88.98              | 88.98                      | 0.83  |
| 30.20   | 18.37  | 13.74   | 37.71              | 37.71                      | 3.56  |
| 1 280   | 454  | 556   | 68 895             | 57 432                     | 347   |
| 290   | 72   | 101   | 67 476             | 56 012                     | 116   |
| 123   | 39   | 44  | 59 942             | 46 129                     | 90    |

a) Investment in capital construction, technical updates and transformation in state-owned economic units by sources of funds refers financial appropriation.



5-3 按经济类型分的各地区全社会固定资产投资 (1993年)

单位: 亿元

| 地 区 Region                    | 总 计<br>Total | 国有经济<br>State-<br>Owned<br>Units | 基本建设                                       |   |                     | 集体经济<br>Collec-<br>tive-<br>Owned<br>Units | #农村<br>Rural | 联营经济<br>Joint<br>Manage-<br>ment<br>Economic<br>Units | 股份制<br>经济<br>Stock<br>Ownership<br>Economic<br>Units |
|-------------------------------|--------------|----------------------------------|--|---|---------------------|--|--------------|---|--|
|                               |              |                                  | #基本建设<br>Capital<br>Con-<br>struc-<br>tion | #更新改造<br>Technical<br>Updates<br>and Trans-<br>forma-<br>tion | #其他<br>投 资<br>Other |  |              |   |  |
| 全 国 National                  | 12 457.88    | 7 657.97                         | 4 615.50                                   | 2 195.85  | 361.69              | 2 231.34                                   | 1 631.19     | 56.01   | 231.92   |
| 北 京 Beijing                   | 418.81       | 337.83                           | 172.64                                     | 121.82  | 8.67                | 39.57                                      | 30.80        | 0.53  | 2.94   |
| 天 津 Tianjin                   | 225.66       | 156.62                           | 75.79                                      | 64.60   | 8.03                | 30.52                                      | 27.35        | 1.12  | 8.18   |
| 河 北 Hebei                     | 452.44       | 291.96                           | 163.72                                     | 106.30  | 7.95                | 63.94                                      | 41.14        | 2.09  | 3.19   |
| 山 西 Shanxi                    | 234.95       | 181.82                           | 113.43                                     | 52.39   | 7.11                | 20.88                                      | 14.26        | 0.61  | 0.25   |
| 内 蒙 古 Inner Mongolia          | 206.63       | 167.64                           | 122.75                                     | 40.80   | 2.87                | 7.94                                       | 3.05         | 1.08  | 5.85   |
| 辽 宁 Liaoning                  | 710.92       | 475.78                           | 269.45                                     | 176.98  | 23.57               | 91.91                                      | 52.03        | 2.69  | 20.14  |
| 吉 林 Jilin                     | 248.29       | 193.45                           | 109.94                                     | 47.44   | 11.87               | 18.05                                      | 11.21        | 0.09  | 5.27   |
| 黑 龙 江 Heilongjiang            | 330.55       | 290.79                           | 151.24                                     | 51.37   | 56.63               | 11.22                                      | 5.59         | 0.89  | 1.68   |
| 上 海 Shanghai                  | 642.38       | 413.44                           | 268.22                                     | 219.94  | 10.29               | 117.56                                     | 98.20        | 5.30  | 32.83  |
| 江 苏 Jiangsu                   | 1 117.16     | 397.76                           | 205.84                                     | 145.49  | 9.69                | 455.89                                     | 351.72       | 6.48  | 11.94  |
| 浙 江 Zhejiang                  | 782.11       | 254.59                           | 137.49                                     | 76.17   | 8.41                | 305.06                                     | 241.53       | 9.09  | 9.34   |
| 安 徽 Anhui                     | 290.52       | 168.26                           | 84.62                                      | 61.84   | 6.84                | 46.89                                      | 33.71        | 0.71  | 1.52   |
| 福 建 Fujian                    | 370.96       | 195.27                           | 118.25                                     | 47.95   | 6.09                | 45.58                                      | 34.33        | 1.50  | 5.07   |
| 江 西 Jiangxi                   | 196.25       | 123.57                           | 63.25                                      | 46.26   | 4.03                | 29.33                                      | 24.31        | 0.27  | 0.89   |
| 山 东 Shandong                  | 892.08       | 475.76                           | 238.96                                     | 129.63  | 46.26               | 246.00                                     | 196.10       | 4.92  | 18.19  |
| 河 南 Henan                     | 464.17       | 278.62                           | 152.82                                     | 84.14   | 25.28               | 79.71                                      | 61.58        | 0.39  | 5.88   |
| 湖 北 Hubei                     | 388.21       | 262.24                           | 175.25                                     | 78.57   | 5.31                | 45.31                                      | 29.90        | 0.60  | 12.84  |
| 湖 南 Hunan                     | 324.58       | 194.60                           | 114.17                                     | 61.72   | 3.58                | 49.50                                      | 36.00        | 0.35  | 5.33   |
| 广 东 Guangdong                 | 1 837.33     | 883.18                           | 534.18                                     | 183.87  | 25.43               | 303.29                                     | 192.64       | 6.93  | 40.35  |
| 广 西 Guangxi                   | 272.24       | 169.26                           | 109.84                                     | 52.77   | 2.72                | 32.14                                      | 20.74        | 2.31  | 4.99   |
| 海 南 Hainan                    | 166.66       | 121.31                           | 89.31                                      | 9.28  | 0.77                | 10.79                                      | 1.85         | 3.28  | 8.00   |
| 四 川 Sichuan                   | 580.57       | 376.12                           | 221.88                                     | 113.86  | 15.62               | 92.10                                      | 63.04        | 2.69  | 17.69  |
| 贵 州 Guizhou                   | 102.48       | 76.68                            | 44.04                                      | 25.65   | 2.45                | 10.21                                      | 7.65         | 0.10  | 0.03   |
| 云 南 Yunnan                    | 262.42       | 173.58                           | 103.30                                     | 55.13   | 4.57                | 39.58                                      | 29.32        | 1.00  | 2.63   |
| 西 藏 Tibet                     | 18.26        | 16.48                            | 16.19                                      | 0.58  | 0.03                | 0.68                                       | .60          | 0.16  | 0.06   |
| 陕 西 Shaanxi                   | 215.11       | 155.58                           | 86.79                                      | 54.43   | 4.65                | 12.61                                      | 8.33         | 0.48  | 5.07   |
| 甘 肃 Gansu                     | 97.49        | 75.74                            | 42.89                                      | 24.41   | 3.53                | 6.69                                       | 2.80         | 0.08  | 1.31   |
| 青 海 Qinghai                   | 46.08        | 40.02                            | 28.88                                      | 5.05  | 4.76                | 2.41                                       | 1.96         | 0.08  |  |
| 宁 夏 Ningxia                   | 44.14        | 32.85                            | 18.58                                      | 11.29   | 0.09                | 4.77                                       | 3.00         | 0.20  | 0.07   |
| 新 疆 Xinjiang                  | 254.33       | 213.11                           | 144.93                                     | 37.39   | 26.17               | 11.22                                      | 6.45         | 0.59  | 0.37   |
| 不分地区 Non-Region<br>Classified | 464.08       | 464.08                           | 436.86                                     | 8.72  | 18.50               |  |              |   |  |

TOTAL INVESTMENT IN FIXED ASSETS BY OWNERSHIP AND REGION (1993)

(100 000 000 yuan)

| 中外合资<br>经 营<br>Joint<br>Ventures<br>With<br>Foreigners<br>Units | 中外合作<br>经 营<br>Cooperative<br>Ventures<br>with<br>Foreigners<br>Units | 外资经营<br>Solely<br>Foreign<br>Funded<br>Units | 外资与大<br>陆合资经营<br>Joint Ventures<br>with Foreigners<br>Units and<br>Mainland | 外资与大<br>陆合作经营<br>Cooperation<br>Ventures between<br>Foreigners units<br>and Mainland | 港澳台独资<br>经 营<br>Solely<br>Hongkong<br>Macao and<br>Taiwan Chi-<br>nese Funded | 个 人              |               | 其他经济<br>Other<br>Ownership |
|---|---|--|---|--|---|------------------|---------------|----------------------------|
|   |   |  |   |  |   | Indi-<br>viduals | #农 村<br>Rural |                            |
| 435.77  | 71.14   | 49.13  | 130.56  | 51.26  | 45.93   | 1 476.23         | 1 137.73      | 20.62                      |
| 21.89   | 0.76  | 1.77   | 2.00  | 0.03   | 0.04  | 11.40            | 10.63         | 0.05                       |
| 14.39   | 0.97  | 3.54   | 0.85  |  |   | 9.47             | 6.36          |                            |
| 15.84   | 0.85  | 1.74   | 2.82  |  | 0.34  | 69.09            | 48.79         | 0.58                       |
| 2.57  | 0.21  | 0.26   | 0.78  |  | 1.04  | 27.08            | 19.18         | 0.05                       |
| 4.09  | 0.05  | 0.08   | 0.02  |  | 0.20  | 19.68            | 12.66         |                            |
| 58.09   | 3.89  | 11.41  | 6.47  | 0.96   | 0.19  | 36.65            | 22.48         | 2.74                       |
| 7.88  | 0.18  | 0.10   | 0.16  |  | 0.17  | 22.57            | 12.77         | 0.37                       |
| 1.78  | 0.03  |  | 3.11  |  | 0.83  | 19.78            | 14.77         | 0.44                       |
| 43.12   | 0.89  | 1.74   | 15.80   | 0.06   |   | 8.33             | 6.20          | 3.31                       |
| 35.35   | 1.03  | 5.72   | 21.25   | 2.83   | 0.46  | 177.49           | 148.88        | 0.96                       |
| 22.33   | 0.63  | 0.48   | 9.74  | 0.85   | 3.41  | 165.14           | 123.35        | 1.48                       |
| 4.64  | 0.20  | 0.34   | 1.55  | 0.20   | 0.53  | 65.62            | 57.33         | 0.06                       |
| 9.62  | 1.35  | 8.95   | 9.00  | 1.48   | 16.09   | 75.75            | 48.00         | 1.30                       |
| 2.43  | 0.03  |  | 1.50  |  | 0.59  | 37.63            | 31.66         | 0.01                       |
| 25.80   | 0.72  | 1.73   | 9.47  | 1.84   | 2.08  | 105.44           | 83.05         | 0.13                       |
| 11.02   | 0.50  | 0.57   | 2.42  | 0.99   | 0.85  | 82.92            | 64.51         | 0.30                       |
| 14.94   | 1.36  | 0.18   | 3.58  | 0.34   | 2.06  | 44.31            | 34.43         | 0.45                       |
| 5.27  | 1.64  | 0.26   | 2.16  | 0.01   | 0.25  | 65.00            | 49.74         | 0.21                       |
| 79.54   | 51.99   | 2.95   | 26.38   | 37.72  | 11.09   | 190.02           | 149.69        | 3.89                       |
| 15.63   | 1.42  | 3.31   | 2.96  | 1.85   | 0.38  | 36.22            | 22.78         | 1.77                       |
| 6.56  |   | 3.05   | 2.25  |  | 3.59  | 6.66             | 4.15          | 1.17                       |
| 10.01   | 0.49  | 0.48   | 4.03  | 1.97   | 1.29  | 72.56            | 60.91         | 1.14                       |
| 0.86  |   | 0.02   | 0.13  |  | 0.30  | 14.09            | 11.76         | 0.06                       |
| 3.73  | 0.05  | 0.43   | 1.78  | 0.13   | 0.03  | 39.45            | 33.60         | 0.03                       |
| 0.01  |   | 0.01   |   |  |   | 0.86             | .64           |                            |
| 4.22  | 1.38  |  | 0.28  |  | 0.12  | 35.32            | 26.93         | 0.05                       |
| 2.25  | 0.34  |  | 0.01  |  |   | 11.01            | 9.40          | 0.06                       |
| 0.02  |   |  | 0.01  |  |   | 3.50             | 3.20          | 0.04                       |
| 0.20  | 0.01  |  | 0.04  |  |   | 6.00             | 5.60          |                            |
| 11.71   | 0.15  |  | 0.01  |  |   | 17.17            | 14.25         |                            |

## 5-4 国有单位固定资产投资

## TOTAL INVESTMENT IN FIXED ASSETS OF STATE-OWNED UNITS

单位: 亿元

(100 000 000 yuan)

| 年 份<br>Year | 投资总额<br>Total | 基本建设投资<br>Investment in<br>Capital<br>Construction | 更新改造投资<br>Investment in<br>Technical<br>Updating and<br>Transformation |          | 其他固定<br>资产投资<br>Other<br>Investment |
|-------------|---------------|--|--|----------|-------------------------------------|
|             |               |  | #国家预算内投资<br>State<br>Appropriation                                     |          |                                     |
| 1953        | 91.59         | 90.44  | 75.49  |          | 1.15                                |
| 1954        | 102.68        | 99.07  | 83.43  |          | 3.61                                |
| 1955        | 105.24        | 100.36   | 93.66  |          | 4.88                                |
| 1956        | 160.84        | 155.28   | 147.12   |          | 5.56                                |
| 1957        | 151.23        | 143.32   | 131.48   |          | 7.91                                |
| 1958        | 279.06        | 269.00   | 216.44   |          | 10.06                               |
| 1959        | 368.02        | 349.72   | 272.07   |          | 18.30                               |
| 1960        | 416.58        | 388.69   | 301.75   |          | 27.89                               |
| 1961        | 156.06        | 127.42   | 93.87  |          | 28.64                               |
| 1962        | 87.28         | 71.26  | 60.25  |          | 16.02                               |
| 1963        | 116.66        | 98.16  | 84.69  |          | 18.50                               |
| 1964        | 165.89        | 144.12   | 123.96   |          | 21.77                               |
| 1965        | 216.90        | 179.61   | 163.09   |          | 37.29                               |
| 1966        | 254.80        | 209.42   | 188.30   |          | 45.38                               |
| 1967        | 187.72        | 140.17   | 124.86   |          | 47.55                               |
| 1968        | 151.57        | 113.06   | 103.79   |          | 38.51                               |
| 1969        | 246.92        | 200.83   | 181.60   |          | 46.09                               |
| 1970        | 368.08        | 312.55   | 272.73   |          | 55.53                               |
| 1971        | 417.31        | 340.84   | 282.77   |          | 76.47                               |
| 1972        | 412.81        | 327.98   | 264.41   |          | 84.83                               |
| 1973        | 438.12        | 338.10   | 282.20   |          | 100.02                              |
| 1974        | 463.19        | 347.71   | 289.76   |          | 115.48                              |
| 1975        | 544.94        | 409.32   | 335.58   |          | 135.62                              |
| 1976        | 523.94        | 376.44   | 310.93   |          | 147.50                              |
| 1977        | 548.30        | 382.37   | 299.23   |          | 165.93                              |
| 1978        | 668.72        | 500.99   | 389.21   |          | 167.73                              |
| 1979        | 699.36        | 523.48   | 396.92   |          | 175.88                              |
| 1980        | 745.90        | 558.89   | 300.11   |          | 187.01                              |
| 1981        | 667.51        | 442.91   | 222.62   | 195.30   | 29.30                               |
| 1982        | 845.31        | 555.53   | 232.48   | 250.37   | 39.41                               |
| 1983        | 951.96        | 594.13   | 295.97   | 291.13   | 66.70                               |
| 1984        | 1 185.18      | 743.15   | 359.85   | 309.28   | 132.75                              |
| 1985        | 1 680.51      | 1 074.37   | 381.18   | 449.14   | 157.00                              |
| 1986        | 1 978.50      | 1 176.11   | 417.39   | 619.21   | 183.18                              |
| 1987        | 2 297.99      | 1 343.10   | 438.52   | 758.59   | 196.30                              |
| 1988        | 2 762.76      | 1 574.31   | 381.66   | 980.55   | 207.90                              |
| 1989        | 2 535.48      | 1 551.74   | 323.33   | 788.78   | 194.97                              |
| 1990        | 2 918.64      | 1 703.81   | 363.59   | 830.19   | 199.07                              |
| 1991        | 3 628.11      | 2 115.80   | 348.45   | 1 023.23 | 238.64                              |
| 1992        | 5 273.64      | 3 012.65   | 307.87   | 1 461.10 | 293.81                              |
| 1993        | 7 657.97      | 4 615.50   | 431.76   | 2 195.95 | 369.69                              |

注: 1980年及以前年份其他固定资产投资包括在更新改造投资中。

a) Figures of other investment before 1981 included in investment in technical updating and transformation.

5-5 国有单位按各种分组的固定资产投资  
INVESTMENT IN FIXED ASSETS OF STATE-OWNED UNITS

| 指 标          | Item   | 1985     | 1990     | 1991     | 1992     | 1993     |
|--------------|--|----------|----------|----------|----------|----------|
| 投资总额(亿元)     | Total Investment (100 000 000 yuan)                  | 1 680.51 | 2 918.64 | 3 628.11 | 5 273.64 | 7 657.97 |
| 按资金来源分       | Grouped by Source of Funds                           |          |          |          |          |          |
| 国家预算内资金      | State Appropriation                                  | 403.00   | 385.42   | 370.98   | 332.44   | 456.34   |
| 国内贷款         | Domestic Loans                                       | 387.13   | 689.47   | 1 018.07 | 1 601.41 | 1 948.36 |
| 利用外资         | Foreign Investment                                   | 88.56    | 266.00   | 302.61   | 421.16   | 465.24   |
| 自筹投资         | Fundraising  | 679.35   | 1 230.11 | 1 564.21 | 2 457.58 | 3 676.70 |
| 其他投资         | Others   | 122.47   | 347.63   | 372.25   | 461.06   | 1 111.34 |
| 按构成分         | Grouped by Uses of Funds                             |          |          |          |          |          |
| 建筑安装工程       | Construction and Installation                        | 1 031.39 | 1 743.56 | 2 125.06 | 3 127.54 | 4 710.67 |
| 设备、工具、器具购置   | Purchase of Equipment and Instruments                | 485.22   | 874.94   | 1 071.60 | 1 432.37 | 1 907.97 |
| 其他费用         | Other  | 163.90   | 300.16   | 431.45   | 713.73   | 1 039.33 |
| 按建设性质分       | Grouped by Type of Construction                      |          |          |          |          |          |
| 新建           | New Construction                                     | 514.78   | 911.60   | 1 051.24 | 1 591.34 | 2 057.75 |
| 扩建           | Expansion  | 633.54   | 1 161.72 | 1 386.61 | 1 838.18 | 501.66   |
| 改建           | Replacement  | 426.06   | 581.25   | 763.92   | 1 099.58 | 3 793.92 |
| 按产业分         | Grouped by Type of Industry                          |          |          |          |          |          |
| 第一产业         | Primary Industry                                     | 44.60    | 77.29    | 101.39   | 124.46   | 82.68    |
| 第二产业         | Secondary Industry                                   | 951.40   | 1 770.86 | 2 142.18 | 2 966.79 | 3 322.57 |
| 第三产业         | Tertiary Industry                                    | 684.51   | 884.92   | 1 334.09 | 2 182.39 | 3 048.20 |
| 按国民经济主要行业分   | Grouped by Main Sectors                              |          |          |          |          |          |
| #农业          | Agriculture  | 44.60    | 80.29    | 101.39   | 132.31   | 64.32    |
| 工业           | Industry   | 913.65   | 1 809.88 | 2 113.21 | 2 759.47 | 3 571.57 |
| #能源工业        | Energy   | 366.41   | 846.74   | 956.75   | 1 164.10 | 1 497.67 |
| 运输邮电业        | Transportation, Post and Telecommunications Services | 226.54   | 348.41   | 485.08   | 701.63   | 1 334.49 |
| 新增固定资产(亿元)   | Increased Fixed Assets (100 000 000yuan)             | 1 164.67 | 2 408.45 | 2 733.76 | 3 605.31 | 4 817.71 |
| 房屋建筑面积(万平方米) | Floor Space of Buildings (10 000 sq.m)               |          |          |          |          |          |
| 施工面积         | Floor Space Under Construction                       | 47 793   | 41 414   | 47 233   | 59 933   | 68 157   |
| 竣工面积         | Floor Space Completed                                | 23 359   | 20 323   | 22 153   | 26 575   | 29 590   |
| #住宅          | Residential Housing                                  | 11 585   | 10 053   | 11 109   | 13 800   | 15 924   |

注：1. 改建投资中含单纯建造生活设施投资。

2. 按国民经济行业分、按建设性质分不含商品房投资，其他统计分组均含。

a) Replacement includes construction for human services only, such as schools, medical facilities, housing and etc.

b) Investment grouped by main sector and type of construction excludes investment of commercial housing. The remainder includes.

5-6 按资金来源和隶属关系分的基本建设投资  
CAPITAL CONSTRUCTION INVESTMENT OF STATE-OWNED

UNITS BY SOURCE OF FINANCE AND ADMINISTRATIVE RELATIONSHIP

单位: 亿元

(100 000 000 yuan)

| 年 份 地 区<br>Year Region        | 按资金来源分<br>Source of Funds              |                           |                               |                          |               | 按隶属关系分<br>Administrative Relationship     |                           |
|-------------------------------|--|---------------------------|-------------------------------|--------------------------|---------------|---|---------------------------|
|                               | 国家预算<br>内资金<br>State<br>Appropriations | 国内贷款<br>Domestic<br>Loans | 利用外资<br>Foreign<br>Investment | 自筹资金<br>Fund-<br>Raising | 其他投资<br>Other | 中央项目<br>Central<br>Government<br>Projects | 地方项目<br>Local<br>Projects |
| 1985                          | 381.18                                 | 187.92                    | 73.52                         | 339.99                   | 91.76         | 575.24                                    | 499.13                    |
| 1986                          | 417.39                                 | 200.13                    | 109.54                        | 344.65                   | 104.40        | 632.52                                    | 543.59                    |
| 1987                          | 438.52                                 | 255.46                    | 139.01                        | 382.78                   | 127.33        | 761.66                                    | 581.44                    |
| 1988                          | 381.66                                 | 284.66                    | 218.31                        | 488.75                   | 200.92        | 873.71                                    | 700.60                    |
| 1989                          | 323.33                                 | 293.00                    | 221.45                        | 495.03                   | 218.91        | 837.71                                    | 714.03                    |
| 1990                          | 363.59                                 | 378.62                    | 224.05                        | 529.92                   | 207.62        | 919.15                                    | 784.67                    |
| 1991                          | 348.45                                 | 527.07                    | 239.96                        | 746.73                   | 253.59        | 1 060.44                                  | 1 055.37                  |
| 1992                          | 307.87                                 | 831.48                    | 334.15                        | 1 242.92                 | 296.24        | 1 341.69                                  | 1 670.96                  |
| 1993                          | 431.76                                 | 1 117.55                  | 456.15                        | 1 991.25                 | 608.57        | 1 834.90                                  | 2 780.60                  |
| 北京 Beijing                    | 44.22                                  | 35.90                     | 19.79                         | 71.62                    | 23.01         | 93.45                                     | 79.19                     |
| 天津 Tianjin                    | 4.77                                   | 27.19                     | 19.67                         | 24.09                    | 4.74          | 30.58                                     | 45.20                     |
| 河北 Hebei                      | 15.56                                  | 31.66                     | 2.59                          | 88.82                    | 22.68         | 61.32                                     | 102.41                    |
| 山西 Shanxi                     | 7.72                                   | 46.06                     | 6.41                          | 41.27                    | 6.82          | 65.50                                     | 47.93                     |
| 内蒙古 Inner Mongolia            | 12.47                                  | 34.34                     | 18.36                         | 40.27                    | 7.65          | 54.12                                     | 68.63                     |
| 辽宁 Liaoning                   | 20.52                                  | 48.30                     | 38.75                         | 133.88                   | 33.59         | 94.15                                     | 175.29                    |
| 吉林 Jilin                      | 6.20                                   | 26.14                     | 11.88                         | 42.29                    | 14.46         | 42.87                                     | 67.07                     |
| 黑龙江 Heilongjiang              | 11.88                                  | 35.84                     | 12.14                         | 62.61                    | 20.11         | 56.04                                     | 95.19                     |
| 上海 Shanghai                   | 16.01                                  | 77.17                     | 29.33                         | 133.99                   | 19.92         | 76.77                                     | 191.45                    |
| 江苏 Jiangsu                    | 10.61                                  | 49.29                     | 13.34                         | 118.81                   | 14.51         | 63.51                                     | 142.33                    |
| 浙江 Zhejiang                   | 5.21                                   | 24.69                     | 10.31                         | 98.39                    | 10.86         | 25.58                                     | 111.91                    |
| 安徽 Anhui                      | 6.95                                   | 31.42                     | 4.79                          | 36.75                    | 4.56          | 33.59                                     | 51.03                     |
| 福建 Fujian                     | 7.92                                   | 31.39                     | 5.88                          | 60.68                    | 12.30         | 24.59                                     | 93.66                     |
| 江西 Jiangxi                    | 3.13                                   | 21.53                     | 9.21                          | 28.39                    | 4.84          | 23.39                                     | 39.86                     |
| 山东 Shandong                   | 11.31                                  | 53.41                     | 25.30                         | 126.89                   | 18.94         | 82.94                                     | 156.02                    |
| 河南 Henan                      | 19.13                                  | 41.16                     | 10.06                         | 66.54                    | 14.99         | 58.51                                     | 94.31                     |
| 湖北 Hubei                      | 28.30                                  | 37.25                     | 17.07                         | 75.00                    | 15.12         | 57.53                                     | 117.72                    |
| 湖南 Hunan                      | 9.55                                   | 27.89                     | 3.11                          | 58.45                    | 12.39         | 35.96                                     | 78.21                     |
| 广东 Guangdong                  | 15.80                                  | 102.08                    | 79.92                         | 251.70                   | 67.75         | 96.69                                     | 437.48                    |
| 广西 Guangxi                    | 6.67                                   | 32.32                     | 7.90                          | 67.55                    | 5.96          | 29.51                                     | 80.33                     |
| 海南 Hainan                     | 4.35                                   | 22.42                     | 14.87                         | 34.95                    | 8.05          | 9.06                                      | 80.25                     |
| 四川 Sichuan                    | 19.56                                  | 69.17                     | 14.86                         | 97.82                    | 15.10         | 85.66                                     | 136.21                    |
| 贵州 Guizhou                    | 5.26                                   | 14.29                     | 1.11                          | 17.29                    | 2.84          | 16.33                                     | 27.71                     |
| 云南 Yunnan                     | 6.24                                   | 21.91                     | 3.54                          | 53.75                    | 11.95         | 23.09                                     | 80.21                     |
| 西藏 Tibet                      | 6.37                                   | 2.12                      | 0.05                          | 6.57                     | 0.55          | 2.91                                      | 13.27                     |
| 陕西 Shaanxi                    | 15.43                                  | 22.73                     | 5.61                          | 32.21                    | 6.10          | 38.23                                     | 48.56                     |
| 甘肃 Gansu                      | 7.26                                   | 11.70                     | 1.47                          | 15.67                    | 5.32          | 18.93                                     | 23.96                     |
| 青海 Qinghai                    | 2.60                                   | 13.92                     | 0.13                          | 8.45                     | 3.24          | 13.62                                     | 15.26                     |
| 宁夏 Ningxia                    | 3.08                                   | 4.89                      | 0.40                          | 6.46                     | 2.88          | 4.27                                      | 14.32                     |
| 新疆 Xinjiang                   | 8.20                                   | 26.04                     | 41.91                         | 36.24                    | 37.36         | 99.28                                     | 45.65                     |
| 不分地区 Non-Region<br>Classified | 89.50                                  | 93.34                     | 26.39                         | 53.84                    | 180.01        | 416.92                                    | 19.95                     |

注: 1993年资金来源为财政拨款数。

a) For 1993, Source of funds refers financial appropriation.

5-7 按构成和建设性质分的基本建设投资  
CAPITAL CONSTRUCTION INVESTMENT OF STATE-OWNED UNITS BY  
USES OF FUNDS AND TYPE OF CONSTRUCTION

单位: 亿元

(100 000 000 yuan)

| 年 份 地 区<br>Year Region     | 投 资 额<br>Total | 按 构 成 分<br>Uses of Funds                     |  |                  | 按 建 设 性 质 分<br>Type of Construction |                    |                      |
|----------------------------|----------------|--|--|------------------|-------------------------------------|--------------------|----------------------|
|                            |                | 建 筑 安 装 工 程<br>Construction and Installation | 设 备、工 器 具 购 置<br>Purchase of Equipment and Instruments | 其 他 用 费<br>Other | # 新 建<br>New Construction           | # 扩 建<br>Expansion | # 改 建<br>Replacement |
| 1985                       | 1 074.37       | 726.71                                       | 217.39   | 130.27           | 481.42                              | 350.29             | 171.60               |
| 1986                       | 1 176.11       | 770.60                                       | 260.34   | 145.17           | 549.89                              | 415.01             | 154.64               |
| 1987                       | 1 343.10       | 856.76                                       | 325.19   | 161.15           | 610.16                              | 507.87             | 140.52               |
| 1988                       | 1 574.31       | 1 010.15                                     | 372.61   | 191.55           | 726.65                              | 566.59             | 179.30               |
| 1989                       | 1 551.74       | 998.73                                       | 380.94   | 172.07           | 708.49                              | 569.54             | 159.49               |
| 1990                       | 1 703.81       | 1 045.37                                     | 453.76   | 204.69           | 822.96                              | 610.99             | 175.28               |
| 1991                       | 2 115.80       | 1 308.83                                     | 521.22   | 285.76           | 983.06                              | 778.86             | 230.39               |
| 1992                       | 3 012.65       | 1 889.39                                     | 667.34   | 455.92           | 1 484.57                            | 1 003.45           | 351.45               |
| 1993                       | 4 615.50       | 3 018.74                                     | 899.55   | 697.22           | 2 400.13                            | 1 472.47           | 296.78               |
| 北 京 Beijing                | 172.64         | 113.44                                       | 28.75  | 30.45            | 64.07                               | 93.87              | 2.42                 |
| 天 津 Tianjin                | 75.79          | 44.85  | 13.09  | 17.84            | 36.17                               | 33.30              | 4.41                 |
| 河 北 Hebei                  | 163.72         | 110.80                                       | 35.01  | 17.92            | 87.58                               | 51.88              | 7.16                 |
| 山 西 Shanxi                 | 113.43         | 64.64  | 29.44  | 19.35            | 53.69                               | 49.35              | 4.73                 |
| 内 蒙 古 Inner Mongolia       | 122.75         | 82.52  | 25.96  | 14.26            | 71.68                               | 36.04              | 6.20                 |
| 辽 宁 Liaoning               | 269.45         | 179.24                                       | 49.74  | 40.47            | 133.39                              | 99.93              | 15.57                |
| 吉 林 Jilin                  | 109.94         | 76.34  | 18.98  | 14.63            | 37.64                               | 50.93              | 10.12                |
| 黑 龙 江 Heilongjiang         | 151.24         | 114.05                                       | 20.73  | 16.46            | 50.27                               | 84.36              | 5.72                 |
| 上 海 Shanghai               | 268.22         | 147.24                                       | 39.63  | 81.35            | 161.31                              | 72.90              | 13.87                |
| 江 苏 Jiangsu                | 205.84         | 137.95                                       | 38.54  | 29.35            | 95.47                               | 81.67              | 19.87                |
| 浙 江 Zhejiang               | 137.49         | 95.38  | 19.54  | 22.58            | 71.67                               | 45.88              | 10.08                |
| 安 徽 Anhui                  | 84.62          | 54.99  | 15.75  | 13.89            | 39.34                               | 37.95              | 2.91                 |
| 福 建 Fujian                 | 118.25         | 83.53  | 16.45  | 18.27            | 69.65                               | 31.52              | 8.06                 |
| 江 西 Jiangxi                | 63.25          | 43.82  | 10.81  | 8.62             | 25.32                               | 27.97              | 6.16                 |
| 山 东 Shandong               | 238.96         | 164.77                                       | 46.99  | 27.20            | 111.46                              | 106.37             | 9.83                 |
| 河 南 Henan                  | 152.82         | 100.45                                       | 23.99  | 28.37            | 81.79                               | 48.58              | 12.84                |
| 湖 北 Hubei                  | 175.25         | 106.93                                       | 33.90  | 34.42            | 87.32                               | 65.03              | 11.51                |
| 湖 南 Hunan                  | 114.17         | 84.54  | 13.66  | 15.97            | 53.07                               | 29.23              | 17.56                |
| 广 东 Guangdong              | 534.18         | 339.51                                       | 118.98   | 75.68            | 358.82                              | 124.47             | 17.69                |
| 广 西 Guangxi                | 109.84         | 79.09  | 18.47  | 12.28            | 68.46                               | 27.38              | 7.80                 |
| 海 南 Hainan                 | 89.31          | 57.79  | 21.73  | 9.78             | 58.83                               | 19.45              | 1.02                 |
| 四 川 Sichuan                | 221.88         | 158.76                                       | 28.44  | 34.68            | 99.66                               | 61.52              | 35.29                |
| 贵 州 Guizhou                | 44.04          | 30.22  | 7.46   | 6.36             | 25.38                               | 11.50              | 2.50                 |
| 云 南 Yunnan                 | 103.30         | 76.50  | 14.13  | 12.67            | 61.55                               | 21.81              | 10.88                |
| 西 藏 Tibet                  | 16.19          | 13.95  | 1.77   | 0.48             | 6.93                                | 2.25               | 5.40                 |
| 陕 西 Shaanxi                | 86.79          | 55.32  | 18.85  | 12.62            | 45.79                               | 19.46              | 9.06                 |
| 甘 肃 Gansu                  | 42.89          | 32.13  | 5.65   | 5.11             | 16.79                               | 18.57              | 3.15                 |
| 青 海 Qinghai                | 28.88          | 21.12  | 3.98   | 3.78             | 19.76                               | 6.61               | 1.24                 |
| 宁 夏 Ningxia                | 18.58          | 14.09  | 2.62   | 1.87             | 8.81                                | 6.18               | 1.97                 |
| 新 疆 Xinjiang               | 144.93         | 103.23                                       | 23.49  | 18.21            | 90.95                               | 32.89              | 12.53                |
| 不分地区 Non-Region Classified | 436.86         | 231.55                                       | 153.01   | 52.30            | 207.50                              | 73.63              | 19.24                |

5-8 国民经济各行业按建设性质分的基本建设投资 (1993年)  
 CAPITAL CONSTRUCTION INVESTMENT OF STATE-OWNED UNITS  
 BY TYPE OF CONSTRUCTION AND BY SECTOR (1993)

单位: 亿元

(100 000 000 yuan)

| 行 业<br>Sector  | 投资额<br>Investment               |                   |                          |               |
|--|---------------------------------|-------------------|--------------------------|---------------|
|  | #新建<br>New<br>Construc-<br>tion | #扩 建<br>Expansion | #改 建<br>Replace-<br>ment |               |
| <b>全国总计</b><br><b>National</b>   | <b>4 615.50</b>                 | <b>2 400.13</b>   | <b>1 472.47</b>          | <b>296.78</b> |
| <b>农、林、牧、渔业</b><br><b>Farming, Forestry, Animal Husbandry and Fishery</b>                    | <b>46.22</b>                    | <b>17.83</b>      | <b>20.41</b>             | <b>4.56</b>   |
| 农业<br>Farming  | 15.48                           | 6.73              | 5.96                     | 2.11          |
| 林业<br>Forestry   | 10.51                           | 1.33              | 8.17                     | 0.46          |
| 畜牧业<br>Animal Husbandry  | 4.82                            | 3.27              | 0.99                     | 0.24          |
| 渔业<br>Fishery  | 2.63                            | 1.31              | 0.70                     | 0.09          |
| 农林牧渔服务业<br>Services  | 12.78                           | 5.17              | 4.58                     | 1.66          |
| <b>采掘业</b><br><b>Excavation</b>  | <b>351.32</b>                   | <b>175.57</b>     | <b>164.84</b>            | <b>8.70</b>   |
| 煤炭采选业<br>Coal Mining and Processing  | 153.05                          | 86.09             | 63.80                    | 2.37          |
| 石油和天然气开采业<br>Petroleum and Natural Gas Extraction  | 140.79                          | 66.85             | 68.22                    | 5.68          |
| 黑色金属矿采选业<br>Ferrous Metals Mining and Processing   | 15.90                           | 6.24              | 9.12                     | 0.04          |
| 有色金属矿采选业<br>Nonferrous Metals Mining and Processing  | 13.40                           | 5.17              | 7.84                     | 0.13          |
| 非金属矿采选业<br>Nonmetal Minerals Mining and Processing   | 20.76                           | 8.46              | 11.91                    | 0.10          |
| 其他矿采选业<br>Other Minerals Mining and Processing   | 0.06                            | 0.03              | 0.03                     |               |
| 木材及竹材采运业<br>Logging and Transport of Timber and Bamboo                                       | 7.36                            | 2.73              | 3.91                     | 0.38          |
| <b>制造业</b><br><b>Manufacturing</b>   | <b>884.52</b>                   | <b>418.98</b>     | <b>360.09</b>            | <b>44.61</b>  |
| 食品加工业<br>Food Processing   | 24.64                           | 15.76             | 5.43                     | 1.02          |
| 食品制造业<br>Food Production   | 9.83                            | 5.79              | 2.46                     | 0.49          |
| 饮料制造业<br>Beverage Production   | 10.16                           | 4.92              | 3.81                     | 0.65          |
| 烟草加工业<br>Tobacco Processing  | 9.99                            | 3.08              | 5.10                     | 0.71          |
| 纺织业<br>Textile Industry  | 25.08                           | 12.18             | 6.94                     | 1.86          |
| 服装及纤维制品制造业<br>Garments and Other Fiber Products  | 4.37                            | 3.01              | 1.17                     | 0.07          |
| 皮革毛皮羽绒及制品业<br>Leather, Furs, Down and Related Products                                       | 1.48                            | 0.78              | 0.24                     | 0.05          |
| 木材加工及竹藤棕草制<br>品业<br>Timber Processing, Bamboo, Cane, Palm Fiber<br>and Straw Products        | 6.90                            | 5.66              | 0.71                     | 0.12          |
| 家具制造业<br>Furniture Manufacturing   | 0.82                            | 0.62              | 0.07                     | 0.04          |
| 造纸及纸制品业<br>Papermaking and Paper Products  | 24.53                           | 15.49             | 8.22                     | 0.27          |
| 印刷业记录媒介的复制<br>Printing and Record Pressing   | 4.08                            | 1.22              | 0.98                     | 0.29          |
| 文教体育用品制造业<br>Cultural, Educational and Sports Activities                                     | 1.26                            | 1.13              | 0.06                     | 0.04          |
| 石油加工及炼焦业<br>Petroleum Processing and Coking Products   | 89.86                           | 41.88             | 47.53                    | 0.12          |
| 化学原料及制品制造业<br>Raw Chemical Materials and Chemical Products                                   | 183.52                          | 96.02             | 76.35                    | 6.86          |
| 医药制造业<br>Medical and Pharmaceutical Products   | 15.91                           | 9.17              | 4.86                     | 0.97          |
| 化学纤维制造业<br>Chemical Fibers   | 35.27                           | 22.89             | 11.35                    | 0.57          |
| 橡胶制品业<br>Rubber Products   | 4.97                            | 1.95              | 2.22                     | 0.29          |
| 塑料制品业<br>Plastic Products  | 2.99                            | 1.90              | 0.45                     | 0.38          |
| 非金属矿物制品业<br>Nonmetal Mineral Products  | 66.83                           | 37.23             | 20.74                    | 3.78          |
| 黑色金属冶炼及压延加<br>工业<br>Smelting and Pressing of Ferrous Metals                                  | 121.30                          | 47.33             | 68.39                    | 3.05          |
| 有色金属冶炼及压延加<br>工业<br>Smelting and Pressing of Nonferrous Metals                               | 48.08                           | 27.62             | 18.00                    | 1.30          |
| 金属制品业<br>Metal Products  | 10.11                           | 4.70              | 3.89                     | 0.74          |
| 普通机械制造业<br>Ordinary Machinery Manufacturing  | 17.84                           | 3.74              | 6.06                     | 2.18          |
| 专用设备制造业<br>Special Purposes Equipment Manufacturing  | 17.42                           | 4.17              | 6.88                     | 2.08          |
| 交通运输设备制造业<br>Transportation Equipment Manufacturing  | 74.02                           | 19.18             | 36.58                    | 8.05          |
| 电气机械及器材制造业<br>Electric Equipment and Machinery   | 13.29                           | 4.02              | 4.77                     | 0.76          |
| 电子及通信设备制造业<br>Electronic and Telecommunications  | 42.23                           | 22.53             | 14.28                    | 0.39          |
| 仪器仪表及文化办公用<br>机械制造业<br>Instruments, Meters, Cultural and Official<br>Machinery               | 4.92                            | 1.04              | 1.60                     | 0.63          |
| 其他制造业<br>Other Manufacturing   | 18.04                           | 4.34              | 2.23                     | 7.62          |
| <b>电力、煤气及水的生产<br/>和供应业</b><br><b>Electric Power, Gas and Water Production and<br/>Supply</b> | <b>768.61</b>                   | <b>570.97</b>     | <b>180.92</b>            | <b>9.16</b>   |
| 电力、蒸汽、热水生产<br>和供应业<br>Electric Power, Steam and Hot Water Production<br>and Supply           | 675.13                          | 511.73            | 149.33                   | 7.69          |
| 煤气的生产和供应业<br>Gas Production and Supply   | 34.00                           | 22.66             | 10.61                    | 0.39          |
| 自来水的生产和供应业<br>Tap Water Production and Supply  | 59.48                           | 36.59             | 20.98                    | 1.09          |
| <b>建筑业</b><br><b>Construction</b>  | <b>115.02</b>                   | <b>69.45</b>      | <b>17.14</b>             | <b>16.96</b>  |
| 土木工程建筑业<br>Civil Engineering   | 109.12                          | 67.60             | 15.68                    | 16.42         |
| 线路、管道和设备安装<br>业<br>Installation of Pipelines, Power Lines and<br>Equipment                   | 4.76                            | 1.64              | 1.39                     | 0.39          |

续表 1 continued

单位: 亿元

(100 000 000 yuan)

| 行 业<br>Sector       | 投资额<br>Investment  |                   |                         |        |       |
|---------------------|--|-------------------|-------------------------|--------|-------|
|                     | #新建<br>New<br>Construc-<br>tion                                    | #扩 建<br>Expansion | #改 建<br>Replac-<br>ment |        |       |
| 建筑物的装修装饰业           | Installation of Decorations and Fixtures                           | 1.15              | 0.21                    | 0.06   | 0.16  |
| 地质勘查、水利管理业          | Geological Prospecting and Water Conservancy                       | 98.38             | 44.95                   | 28.61  | 17.52 |
| 地质勘查业               | Geological Prospecting   | 1.00              | 0.08                    | 0.18   | 0.33  |
| 水利管理业               | Water Conservancy  | 81.55             | 44.08                   | 20.49  | 15.83 |
| 交通运输、仓储及邮电<br>通信业   | Transportation, Storage, Post and Telecommuni-<br>cations Services | 901.24            | 395.66                  | 257.03 | 76.49 |
| 铁路运输业               | Railways   | 317.44            | 162.19                  | 50.91  | 22.96 |
| 公路运输业               | Highways   | 158.12            | 87.99                   | 42.56  | 24.86 |
| 管道运输业               | Pipelines  | 0.31              | 0.20                    | 0.07   | 0.02  |
| 水上运输业               | Waterways  | 60.88             | 14.19                   | 14.70  | 2.05  |
| 航空运输业               | Airways  | 99.62             | 24.38                   | 22.86  | 1.85  |
| 交通运输辅助业             | Subsidiary Transportation  | 97.12             | 37.34                   | 41.25  | 16.72 |
| 其他交通运输业             | Other Transportation   | 17.74             | 12.39                   | 2.31   | 2.83  |
| 仓储业                 | Storage  | 15.14             | 8.22                    | 5.34   | 1.08  |
| 邮电通信业               | Post and Telecommunications Services                               | 134.85            | 48.76                   | 77.03  | 4.12  |
| 批发和零售贸易餐饮业          | Wholesale, Retail Trade and Food Services                          | 203.45            | 92.82                   | 77.33  | 19.79 |
| 食品饮料烟草和家庭用<br>品批发业  | Wholesale Food, Drink, Tobacco and Household<br>Articles           | 59.84             | 27.10                   | 21.92  | 5.43  |
| 能源材料和机械电子设<br>备批发业  | Wholesale Energy, Materials and Electronic<br>Equipment            | 31.75             | 13.76                   | 12.24  | 2.58  |
| 其他批发业               | Other Wholesale  | 8.58              | 4.60                    | 2.68   | 0.55  |
| 零售业                 | Retail   | 93.66             | 42.05                   | 37.55  | 10.18 |
| 商业经纪与代理业            | Commercial Management and Agencies                                 | 2.83              | 1.78                    | 0.79   | 0.20  |
| 餐饮业                 | Food Service   | 6.80              | 3.53                    | 2.15   | 0.84  |
| 金融、保险业              | Banking and Insurance  | 66.67             | 24.57                   | 24.92  | 4.74  |
| 金融业                 | Banking  | 60.88             | 22.49                   | 22.86  | 4.22  |
| 保险业                 | Insurance  | 5.80              | 2.09                    | 2.07   | 0.52  |
| 房地产业                | Real Estate Management   | 140.90            | 84.40                   | 11.36  | 9.38  |
| 房地产开发与经营业           | Real Estate Development and Management                             | 112.71            | 75.33                   | 7.56   | 5.30  |
| 房地产管理业              | Manage Real Estate Management                                      | 27.09             | 8.42                    | 3.74   | 3.83  |
| 房地产代理与经纪业           | Real Estate Management and Agencies                                | 1.09              | 0.65                    | 0.06   | 0.25  |
| 社会服务业               | Social Services  | 301.73            | 212.13                  | 58.74  | 23.96 |
| 公共服务业               | Public Services  | 205.43            | 148.54                  | 34.54  | 18.03 |
| 居民服务业               | Residential Services   | 2.65              | 0.82                    | 1.17   | 0.22  |
| 旅馆业                 | Hotels   | 61.37             | 37.65                   | 17.97  | 4.29  |
| 租赁服务业               | Rentals  | 0.48              | 0.28                    | 0.15   | 0.01  |
| 旅游业                 | Tourism  | 3.54              | 2.83                    | 0.52   | 0.11  |
| 娱乐服务业               | Recreational Services  | 12.94             | 9.99                    | 2.10   | 0.68  |
| 信息、咨询服务业            | Information and Consultancy Services                               | 3.11              | 2.65                    | 0.26   | 0.09  |
| 计算机应用服务业            | Computer Supply Services   | 0.82              | 0.42                    | 0.34   | 0.03  |
| 其他社会服务业             | Other Social Services  | 11.40             | 8.96                    | 1.69   | 0.49  |
| 卫生体育和社会福利业          | Health Care, Sports and Social Welfare                             | 66.23             | 22.18                   | 28.73  | 6.00  |
| 卫生                  | Health Care  | 48.32             | 9.75                    | 26.37  | 4.50  |
| 体育                  | Sports   | 13.02             | 9.84                    | 1.40   | 1.02  |
| 社会福利保障业             | Social Welfare   | 4.89              | 2.59                    | 0.96   | 0.47  |
| 教育、文化艺术和广播<br>电影电视业 | Education, Culture and Arts, Radio, Film and<br>Television         | 204.45            | 56.12                   | 102.75 | 17.83 |
| 教育                  | Education  | 167.77            | 38.62                   | 90.38  | 15.36 |
| 文化艺术业               | Culture and Arts   | 20.59             | 9.17                    | 7.54   | 1.43  |
| 广播、电影、电视业           | Radio, Film and Television   | 16.09             | 8.34                    | 4.83   | 1.04  |
| 科学研究和综合服务<br>业      | Scientific Research and Polytechnical Services                     | 48.65             | 17.19                   | 21.25  | 2.47  |
| 科学研究业               | Scientific Research  | 33.95             | 7.92                    | 18.19  | 1.88  |
| 综合技术服务业             | Polytechnical Services   | 14.70             | 9.26                    | 3.05   | 0.60  |
| 国家机关、政党机关和<br>社会团体  | Government Agencies, Party Agencies and Social<br>Organizations    | 301.44            | 105.85                  | 102.50 | 31.48 |
| # 国家机关              | Government Agencies and Party                                      | 280.66            | 98.12                   | 95.62  | 29.86 |
| 政党机关                | Agencies   | 13.43             | 4.50                    | 4.18   | 1.19  |
| 其他行业                | Other Sectors  | 116.66            | 91.46                   | 15.87  | 3.12  |

注: 改建不含单纯建造生活设施投资。

a) Replacement excludes construction for human services only, such as schools, medical facilities, housing and etc.



5-9 按国民经济行业分的基本建设投资 (1993年)

单位: 亿元

| 地 区<br>Region                 | 合 计<br>Total | 农、林、<br>牧、渔业<br>Farming,<br>Forestry,<br>Animal<br>Husbandry<br>and Fishery | 采 掘 业<br>Excavation | 制 造 业<br>Manufac-<br>turing | 电力、煤气及水<br>的生产和供应业<br>Power<br>Generation,<br>Gas and Water<br>Production<br>and Supply | 建 筑 业<br>Construc-<br>tion | 地质勘查业<br>水利管理业<br>Geological<br>Prospecting<br>and Water<br>Conservancy |
|-------------------------------|--------------|---|---------------------|-----------------------------|---|----------------------------|---|
| 全 国 National                  | 4 615.50     | 46.22   | 351.32              | 884.52                      | 768.61  | 115.02                     | 98.38   |
| 北 京 Beijing                   | 172.64       | 0.74  | 4.99                | 34.50                       | 17.15   | 6.00                       | 1.97  |
| 天 津 Tianjin                   | 75.79        | 0.14  | 11.69               | 18.76                       | 13.36   | 0.85                       | 1.17  |
| 河 北 Hebei                     | 163.72       | 1.11  | 12.40               | 39.94                       | 29.55   | 3.78                       | 8.60  |
| 山 西 Shanxi                    | 113.43       | 0.85  | 29.51               | 23.56                       | 26.98   | 1.52                       | 4.19  |
| 内 蒙 古 Inner Mongolia          | 122.75       | 0.67  | 37.27               | 15.20                       | 22.53   | 0.67                       | 2.26  |
| 辽 宁 Liaoning                  | 269.45       | 1.71  | 16.13               | 101.94                      | 41.09   | 3.77                       | 5.62  |
| 吉 林 Jilin                     | 109.94       | 0.73  | 7.51                | 31.58                       | 22.73   | 2.82                       | 1.20  |
| 黑 龙 江 Heilongjiang            | 151.24       | 4.46  | 23.97               | 20.33                       | 30.04   | 5.41                       | 1.45  |
| 上 海 Shanghai                  | 268.22       | 0.66  | 0.17                | 69.77                       | 35.21   | 2.70                       | 5.91  |
| 江 苏 Jiangsu                   | 205.84       | 0.94  | 3.79                | 44.58                       | 33.48   | 9.95                       | 4.70  |
| 浙 江 Zhejiang                  | 137.49       | 1.64  | 0.23                | 19.32                       | 25.31   | 4.99                       | 3.38  |
| 安 徽 Anhui                     | 84.62        | 0.51  | 13.23               | 23.71                       | 15.97   | 0.53                       | 1.84  |
| 福 建 Fujian                    | 118.25       | 0.86  | 0.86                | 16.31                       | 27.86   | 7.97                       | 1.78  |
| 江 西 Jiangxi                   | 63.25        | 1.25  | 4.78                | 11.53                       | 13.45   | 0.38                       | 0.78  |
| 山 东 Shandong                  | 238.96       | 1.79  | 30.84               | 38.59                       | 40.97   | 4.22                       | 4.61  |
| 河 南 Henan                     | 152.82       | 1.23  | 15.43               | 32.69                       | 23.49   | 1.95                       | 13.31   |
| 湖 北 Hubei                     | 175.25       | 2.23  | 9.61                | 44.62                       | 42.89   | 2.52                       | 2.55  |
| 湖 南 Hunan                     | 114.17       | 0.95  | 1.41                | 14.49                       | 25.53   | 0.84                       | 5.27  |
| 广 东 Guangdong                 | 534.18       | 3.74  | 9.36                | 91.56                       | 107.39  | 22.78                      | 2.59  |
| 广 西 Guangxi                   | 109.84       | 2.36  | 1.22                | 22.21                       | 17.58   | 8.44                       | 0.59  |
| 海 南 Hainan                    | 89.31        | 2.54  | 0.06                | 16.52                       | 7.56  | 5.97                       | 0.56  |
| 四 川 Sichuan                   | 221.88       | 2.38  | 5.60                | 57.92                       | 46.23   | 4.11                       | 4.80  |
| 贵 州 Guizhou                   | 44.04        | 0.27  | 6.03                | 8.21                        | 12.68   | 2.01                       | 0.54  |
| 云 南 Yunnan                    | 103.30       | 1.95  | 2.94                | 15.06                       | 18.24   | 0.88                       | 2.85  |
| 西 藏 Tibet                     | 16.19        | 0.64  | 0.30                | 0.43                        | 3.34  | 3.35                       | 0.27  |
| 陕 西 Shaanxi                   | 86.79        | 0.83  | 6.81                | 18.61                       | 20.79   | 1.40                       | 1.33  |
| 甘 肃 Gansu                     | 42.89        | 1.12  | 2.47                | 13.59                       | 6.76  | 1.24                       | 4.13  |
| 青 海 Qinghai                   | 28.88        | 0.28  | 7.10                | 4.17                        | 7.95  | 2.44                       | 0.93  |
| 宁 夏 Ningxia                   | 18.58        | 0.25  | 2.97                | 2.55                        | 2.96  | 0.23                       | 1.03  |
| 新 疆 Xinjiang                  | 144.93       | 3.88  | 59.74               | 30.87                       | 8.33  | 1.30                       | 2.44  |
| 不分地区 Non-Region<br>Classified | 436.86       | 3.51  | 22.88               | 1.40                        | 21.23   |                            | 5.71  |

CAPITAL CONSTRUCTION INVESTMENT OF STATE-OWNED UNITS BY SETOR (1993)

(100 000 000 yuan)

| 交通运输仓储<br>和邮电通信业<br>Transportation,<br>Storage,<br>Post and<br>Telecom-<br>munications<br>Services | 批发零售贸易<br>和餐饮业<br>Wholesale,<br>Retail<br>Trade<br>and Food<br>Services | 金融、<br>保险业<br>Banking<br>and<br>Insurance | 房地产业<br>Real<br>Estate<br>Management | 社会<br>服务业<br>Social<br>Services | 卫生体育和<br>社会福利业<br>Health<br>Care,<br>Sports and<br>Social<br>Welfare | 教育、文化<br>艺术和广播<br>电影电视业<br>Education,<br>Culture,<br>Art, Radio,<br>Film and<br>Television | 科学研究<br>和综合技术<br>服务事业<br>Scientific<br>Research<br>and<br>Polytech-<br>nical<br>Services | 国家机关、<br>政党机关和<br>社会团体<br>Government<br>Agencies,<br>Party<br>Agencies<br>and Social<br>Organizations | 其他<br>行业<br>Other |
|--|---|---|--------------------------------------|---------------------------------|--|--|--|---|-------------------|
| 901.24   | 203.45  | 66.67                                     | 140.90                               | 301.73                          | 66.23  | 204.45   | 48.65  | 301.44  | 116.66            |
| 24.25  | 5.31  | 0.71                                      | 7.08                                 | 9.34                            | 3.61   | 17.55  | 12.14  | 24.45   | 2.85              |
| 8.59   | 1.78  | 0.16                                      | 1.13                                 | 5.24                            | 1.42   | 3.53   | 1.16   | 5.60  | 1.22              |
| 10.34  | 12.59   | 4.08                                      | 5.58                                 | 6.43                            | 2.79   | 9.58   | 1.33   | 13.64   | 1.97              |
| 10.37  | 3.11  | 1.10                                      | 0.09                                 | 1.35                            | 1.08   | 3.95   | 0.34   | 5.14  | 0.28              |
| 13.81  | 7.44  | 3.68                                      | 2.43                                 | 4.18                            | 1.12   | 3.76   | 0.61   | 6.20  | 0.92              |
| 20.57  | 11.88   | 3.95                                      | 9.44                                 | 17.47                           | 3.47   | 10.66  | 3.39   | 16.71   | 1.64              |
| 8.76   | 8.17  | 4.19                                      | 2.52                                 | 2.95                            | 0.99   | 6.13   | 0.52   | 8.46  | 0.71              |
| 13.56  | 11.81   | 3.19                                      | 2.99                                 | 4.85                            | 1.83   | 5.61   | 0.72   | 14.89   | 6.12              |
| 12.55  | 6.97  | 0.56                                      | 60.54                                | 46.90                           | 2.26   | 8.79   | 2.83   | 5.16  | 7.23              |
| 26.17  | 15.33   | 2.70                                      | 4.69                                 | 11.42                           | 3.82   | 12.17  | 1.30   | 22.21   | 8.59              |
| 22.81  | 14.34   | 2.15                                      | 2.13                                 | 13.32                           | 4.47   | 10.13  | 0.48   | 10.61   | 2.20              |
| 6.14   | 3.88  | 1.61                                      | 0.09                                 | 5.22                            | 1.38   | 3.57   | 1.89   | 4.08  | 0.98              |
| 20.47  | 5.37  | 1.52                                      | 3.42                                 | 8.64                            | 2.05   | 6.46   | 0.85   | 8.08  | 5.76              |
| 14.49  | 2.75  | 1.61                                      | 0.27                                 | 2.01                            | 0.84   | 2.47   | 0.09   | 5.65  | 0.89              |
| 39.57  | 12.08   | 4.93                                      | 2.60                                 | 11.24                           | 4.37   | 11.92  | 1.52   | 16.73   | 12.96             |
| 20.54  | 10.92   | 1.69                                      | 1.09                                 | 5.51                            | 2.00   | 7.32   | 1.24   | 11.90   | 2.51              |
| 29.89  | 8.13  | 2.37                                      | 0.96                                 | 6.49                            | 3.35   | 8.91   | 1.00   | 8.46  | 1.26              |
| 19.13  | 10.64   | 3.73                                      | 1.34                                 | 7.99                            | 2.64   | 7.29   | 0.91   | 11.27   | 0.74              |
| 121.11   | 9.05  | 2.53                                      | 21.45                                | 65.27                           | 8.29   | 22.06  | 1.84   | 30.84   | 14.32             |
| 13.67  | 4.50  | 2.50                                      | 1.02                                 | 14.17                           | 2.21   | 5.31   | 0.36   | 13.07   | 0.65              |
| 17.19  | 3.59  | 2.35                                      | 3.95                                 | 18.47                           | 1.16   | 3.45   | 0.35   | 3.67  | 1.91              |
| 22.36  | 12.59   | 4.58                                      | 3.23                                 | 13.41                           | 3.63   | 13.92  | 4.37   | 20.03   | 2.72              |
| 2.23   | 1.95  | 0.81                                      | 0.09                                 | 2.29                            | 0.67   | 1.58   | 0.59   | 4.06  | 0.04              |
| 24.49  | 5.13  | 3.03                                      | 0.84                                 | 8.55                            | 2.49   | 5.35   | 1.11   | 9.96  | 0.43              |
| 3.40   | 0.66  | 0.41                                      |                                      | 0.40                            | 0.28   | 0.71   | 0.04   | 1.86  | 0.10              |
| 10.06  | 3.60  | 1.89                                      | 1.05                                 | 1.43                            | 1.40   | 5.43   | 4.70   | 4.60  | 2.86              |
| 2.83   | 1.71  | 0.86                                      | 0.27                                 | 1.35                            | 0.55   | 2.22   | 0.34   | 2.89  | 0.54              |
| 1.59   | 1.23  | 0.42                                      | 0.02                                 | 0.60                            | 0.33   | 0.61   | 0.10   | 1.11  |                   |
| 3.43   | 1.24  | 0.35                                      | 0.14                                 | 0.62                            | 0.33   | 0.87   | 0.13   | 1.43  | 0.04              |
| 10.14  | 5.69  | 3.02                                      | 0.45                                 | 4.62                            | 1.41   | 3.13   | 0.99   | 8.70  | 0.24              |
| 346.75   |   |   |                                      |                                 |  |  | 1.40   |   | 33.98             |

5-10 基本建设投资项目  
CAPITAL CONSTRUCTION PROJECTS OF STATE-OWNED UNITS

| 年 份 地 区<br>Year Region     | 项目投资 (亿元)<br>Investment (100 000 000 yuan) |              | 施工项目<br>(个)<br>Projects under Construction |       | 全部建成投产项目<br>(个)<br>Projects Completed | # 大中型<br>Large and Medium Construction |
|----------------------------|--|--------------|--|-------|---------------------------------------|--|
|                            | 大 中 型<br>Large and Medium Construction     | 小 型<br>Small |  |       |                                       |  |
| 1985                       | 394.24                                     | 627.60       | 87 766                                     | 961   | 44 477                                | 121                                    |
| 1986                       | 482.82                                     | 640.52       | 79 667                                     | 930   | 45 107                                | 102                                    |
| 1987                       | 619.61                                     | 666.42       | 76 964                                     | 932   | 40 520                                | 119                                    |
| 1988                       | 746.85                                     | 714.66       | 77 475                                     | 952   | 41 289                                | 121                                    |
| 1989                       | 729.70                                     | 686.59       | 66 382                                     | 969   | 35 370                                | 95                                     |
| 1990                       | 896.31                                     | 702.56       | 67 842                                     | 1 059 | 36 502                                | 152                                    |
| 1991                       | 1 058.23                                   | 935.54       | 77 704                                     | 1 053 | 41 783                                | 148                                    |
| 1992                       | 1 322.43                                   | 1 528.32     | 90 609                                     | 1 153 | 50 633                                | 158                                    |
| 1993                       | 1 946.31                                   | 2 543.70     | 90 954                                     | 1 340 | 51 886                                | 186                                    |
| 北 京 Beijing                | 69.23                                      | 102.75       | 1 207                                      | 39    | 321                                   | 1                                      |
| 天 津 Tianjin                | 47.33                                      | 28.44        | 528  | 22    | 272                                   | 3                                      |
| 河 北 Hebei                  | 56.07                                      | 107.55       | 4 246                                      | 46    | 2 552                                 | 6                                      |
| 山 西 Shanxi                 | 69.56                                      | 43.87        | 1 842                                      | 39    | 777                                   | 6                                      |
| 内 蒙 古 Inner Mongolia       | 74.07                                      | 48.64        | 2 299                                      | 42    | 1 364                                 | 5                                      |
| 辽 宁 Liaoning               | 130.86                                     | 138.59       | 2 726                                      | 84    | 1 489                                 | 18                                     |
| 吉 林 Jilin                  | 46.30                                      | 63.64        | 1 711                                      | 23    | 1 065                                 | 2                                      |
| 黑 龙 江 Heilongjiang         | 54.02                                      | 97.15        | 2 498                                      | 36    | 1 585                                 | 1                                      |
| 上 海 Shanghai               | 105.48                                     | 162.75       | 1 033                                      | 41    | 374                                   | 8                                      |
| 江 苏 Jiangsu                | 59.72                                      | 146.12       | 3 843                                      | 51    | 2 399                                 | 8                                      |
| 浙 江 Zhejiang               | 34.49                                      | 102.98       | 5 765                                      | 46    | 3 237                                 | 5                                      |
| 安 徽 Anhui                  | 45.65                                      | 38.95        | 2 671                                      | 82    | 1 447                                 | 16                                     |
| 福 建 Fujian                 | 43.22                                      | 75.04        | 3 186                                      | 36    | 1 568                                 | 5                                      |
| 江 西 Jiangxi                | 21.20                                      | 42.04        | 2 525                                      | 26    | 1 465                                 | 3                                      |
| 山 东 Shandong               | 93.02                                      | 145.94       | 4 366                                      | 62    | 2 267                                 | 6                                      |
| 河 南 Henan                  | 61.55                                      | 90.69        | 3 603                                      | 47    | 2 315                                 | 6                                      |
| 湖 北 Hubei                  | 82.23                                      | 92.29        | 5 323                                      | 71    | 3 433                                 | 13                                     |
| 湖 南 Hunan                  | 31.51                                      | 82.66        | 5 612                                      | 55    | 3 186                                 | 7                                      |
| 广 东 Guangdong              | 137.35                                     | 396.83       | 4 558                                      | 97    | 2 160                                 | 23                                     |
| 广 西 Guangxi                | 34.85                                      | 74.99        | 4 735                                      | 34    | 2 787                                 | 5                                      |
| 海 南 Hainan                 | 30.12                                      | 52.55        | 1 167                                      | 28    | 723                                   | 5                                      |
| 四 川 Sichuan                | 88.22                                      | 133.58       | 7 723                                      | 91    | 4 424                                 | 6                                      |
| 贵 州 Guizhou                | 21.71                                      | 22.33        | 3 012                                      | 21    | 1 724                                 | 3                                      |
| 云 南 Yunnan                 | 32.47                                      | 70.49        | 4 494                                      | 36    | 2 970                                 | 6                                      |
| 西 藏 Tibet                  | 7.49                                       | 8.37         | 828  | 16    | 692                                   | 5                                      |
| 陕 西 Shaanxi                | 37.12                                      | 49.64        | 2 858                                      | 35    | 1 446                                 | 6                                      |
| 甘 肃 Gansu                  | 16.78                                      | 26.12        | 1 734                                      | 23    | 874                                   | 1                                      |
| 青 海 Qinghai                | 19.58                                      | 9.12         | 860  | 12    | 548                                   | 2                                      |
| 宁 夏 Ningxia                | 4.15                                       | 14.35        | 701  | 7     | 448                                   | 1                                      |
| 新 疆 Xinjiang               | 90.63                                      | 53.55        | 3 230                                      | 22    | 1 971                                 | 1                                      |
| 不分地区 Non-Region Classified | 300.37                                     | 21.67        | 70   | 70    | 3                                     | 3                                      |

5-11 基本建设房屋建筑面积  
FLOOR SPACE OF BUILDINGS OF STATE-OWNED UNITS  
THROUGH CAPITAL CONSTRUCTION

单位: 万平方米

(10 000 sq. m)

| 年 份<br>Year | 地 区<br>Region            | 施 工 面 积<br>Under Construction | # 住 宅<br>Residential<br>Housing | 竣 工 面 积<br>Completed | # 住 宅<br>Residential<br>Housing |
|-------------|--------------------------|-------------------------------|---------------------------------|----------------------|---------------------------------|
| 1985        |                          | 37 029.20                     | 18 893.90                       | 17 161.20            | 9 565.10                        |
| 1986        |                          | 33 086.20                     | 15 940.40                       | 16 650.50            | 8 915.50                        |
| 1987        |                          | 29 435.70                     | 11 990.10                       | 14 359.00            | 6 452.80                        |
| 1988        |                          | 28 413.79                     | 11 334.02                       | 13 307.84            | 6 008.99                        |
| 1989        |                          | 24 744.18                     | 9 749.94                        | 11 611.55            | 5 064.20                        |
| 1990        |                          | 23 236.54                     | 9 259.90                        | 11 245.93            | 4 824.78                        |
| 1991        |                          | 27 262.61                     | 11 309.23                       | 12 604.48            | 5 687.92                        |
| 1992        |                          | 32 709.19                     | 13 399.25                       | 15 133.72            | 6 919.15                        |
| 1993        |                          | 39 535.76                     | 15 016.40                       | 17 070.05            | 7 993.44                        |
| 北 京         | Beijing                  | 1 500.72                      | 600.13                          | 453.42               | 203.74                          |
| 天 津         | Tianjin                  | 342.05                        | 103.71                          | 131.22               | 44.70                           |
| 河 北         | Hebei                    | 1 829.54                      | 809.93                          | 882.59               | 422.15                          |
| 山 西         | Shanxi                   | 908.28                        | 414.03                          | 344.40               | 164.64                          |
| 内 蒙 古       | Inner Mongolia           | 936.51                        | 362.99                          | 455.40               | 217.96                          |
| 辽 宁         | Liaoning                 | 2 242.37                      | 938.35                          | 915.28               | 475.89                          |
| 吉 林         | Jilin                    | 897.23                        | 433.84                          | 481.64               | 296.85                          |
| 黑 龙 江       | Heilongjiang             | 1 256.24                      | 582.58                          | 689.80               | 382.79                          |
| 上 海         | Shanghai                 | 1 588.05                      | 620.63                          | 467.32               | 217.30                          |
| 江 苏         | Jiangsu                  | 1 665.22                      | 452.31                          | 863.03               | 280.32                          |
| 浙 江         | Zhejiang                 | 1 410.07                      | 385.35                          | 613.78               | 199.78                          |
| 安 徽         | Anhui                    | 3 251.22                      | 294.92                          | 329.66               | 146.73                          |
| 福 建         | Fujian                   | 939.69                        | 355.48                          | 363.58               | 154.62                          |
| 江 西         | Jiangxi                  | 803.90                        | 340.36                          | 415.45               | 203.42                          |
| 山 东         | Shandong                 | 1 916.50                      | 617.20                          | 928.54               | 360.43                          |
| 河 南         | Henan                    | 1 611.14                      | 555.19                          | 796.74               | 312.58                          |
| 湖 北         | Hubei                    | 1 764.48                      | 706.46                          | 918.06               | 410.04                          |
| 湖 南         | Hunan                    | 1 698.52                      | 721.79                          | 841.59               | 414.73                          |
| 广 东         | Guangdong                | 2 927.80                      | 1 093.97                        | 1 189.40             | 537.38                          |
| 广 西         | Guangxi                  | 1 091.46                      | 439.55                          | 568.06               | 271.09                          |
| 海 南         | Hainan                   | 512.98                        | 162.17                          | 210.58               | 100.16                          |
| 四 川         | Sichuan                  | 3 085.21                      | 1 556.58                        | 1 548.24             | 872.52                          |
| 贵 州         | Guizhou                  | 641.76                        | 270.85                          | 337.95               | 156.38                          |
| 云 南         | Yunnan                   | 881.73                        | 365.40                          | 500.35               | 230.17                          |
| 西 藏         | Tibet                    | 79.49                         | 30.46                           | 69.10                | 28.80                           |
| 陕 西         | Shaanxi                  | 1 198.63                      | 600.14                          | 479.16               | 259.79                          |
| 甘 肃         | Gansu                    | 554.45                        | 272.66                          | 232.09               | 126.07                          |
| 青 海         | Qinghai                  | 178.11                        | 66.59                           | 89.11                | 40.17                           |
| 宁 夏         | Ningxia                  | 182.62                        | 81.73                           | 94.51                | 43.70                           |
| 新 疆         | Xinjiang                 | 904.15                        | 353.65                          | 452.52               | 219.76                          |
| 不分地区        | Non-Region<br>Classified | 735.64                        | 427.41                          | 407.49               | 198.80                          |

5-12 国民经济各行业基本建设新增固定资产 (1993年)

单位: 亿元

| 年份地区                          | 合计       | 农、林、<br>牧、渔业  | 采掘业        | 制造业                | 电力、煤气和水<br>生产和供应业   | 建筑业               | 地质勘查业<br>水利管理业  |
|-------------------------------|----------|---|------------|--------------------|---|-------------------|---|
| Year Region                   | Total    | Farming,<br>Forestry,<br>Animal<br>Husbandry<br>and Fishery | Excavation | Manufac-<br>turing | Power<br>Generation,<br>Gas and Water<br>Production<br>and Supply | Construc-<br>tion | Geological<br>Prospecting<br>and Water<br>Conservancy |
| 全国 National                   | 2 758.93 | 34.83   | 193.82     | 588.30             | 452.20  | 62.17             | 54.01   |
| 北京 Beijing                    | 80.55    | 0.47  | 1.83       | 10.65              | 4.65  | 1.69              | 0.17  |
| 天津 Tianjin                    | 36.80    | 0.08  | 3.48       | 1.05               | 12.72   | 0.65              | 0.64  |
| 河北 Hebei                      | 121.55   | 0.95  | 7.73       | 33.16              | 28.82   | 1.85              | 6.66  |
| 山西 Shanxi                     | 57.95    | 0.57  | 13.78      | 9.39               | 15.59   | 0.75              | 0.42  |
| 内蒙古 Inner Mongolia            | 60.04    | 0.53  | 12.53      | 8.91               | 8.39  | 0.56              | 1.36  |
| 辽宁 Liaoning                   | 162.41   | 1.50  | 9.51       | 61.61              | 31.23   | 2.99              | 0.83  |
| 吉林 Jilin                      | 53.15    | 0.43  | 5.71       | 6.15               | 7.87  | 2.26              | 1.56  |
| 黑龙江 Heilongjiang              | 107.40   | 3.14  | 19.38      | 14.46              | 18.86   | 4.89              | 0.35  |
| 上海 Shanghai                   | 197.37   | 0.45  |            | 101.68             | 17.17   | 1.15              | 2.82  |
| 江苏 Jiangsu                    | 154.33   | 0.84  | 3.04       | 33.35              | 32.93   | 3.33              | 0.92  |
| 浙江 Zhejiang                   | 75.45    | 2.05  | 0.18       | 12.44              | 9.53  | 1.78              | 1.89  |
| 安徽 Anhui                      | 42.90    | 0.32  | 8.88       | 5.55               | 9.16  | 0.28              | 1.00  |
| 福建 Fujian                     | 51.98    | 0.63  | 0.42       | 7.84               | 4.73  | 6.46              | 1.45  |
| 江西 Jiangxi                    | 33.51    | 0.50  | 2.37       | 4.03               | 5.97  | 0.13              | 0.40  |
| 山东 Shandong                   | 174.84   | 1.45  | 21.22      | 34.02              | 29.01   | 1.53              | 4.22  |
| 河南 Henan                      | 105.41   | 1.09  | 10.34      | 34.88              | 10.22   | 1.65              | 5.42  |
| 湖北 Hubei                      | 121.46   | 2.22  | 4.46       | 31.21              | 39.79   | 2.30              | 2.10  |
| 湖南 Hunan                      | 69.14    | 0.66  | 0.69       | 17.47              | 5.50  | 0.57              | 2.67  |
| 广东 Guangdong                  | 274.80   | 2.96  | 0.77       | 51.77              | 63.83   | 9.29              | 3.62  |
| 广西 Guangxi                    | 58.69    | 1.82  | 0.58       | 6.21               | 7.41  | 6.50              | 0.44  |
| 海南 Hainan                     | 37.87    | 2.06  | 0.06       | 4.14               | 2.37  | 0.63              | 0.25  |
| 四川 Sichuan                    | 135.92   | 1.74  | 5.50       | 44.74              | 17.07   | 1.80              | 1.89  |
| 贵州 Guizhou                    | 36.33    | 0.27  | 1.56       | 11.24              | 11.83   | 0.31              | 0.33  |
| 云南 Yunnan                     | 74.78    | 1.73  | 1.27       | 7.14               | 16.65   | 0.46              | 1.66  |
| 西藏 Tibet                      | 10.80    | 0.63  | 0.17       | 0.45               | 0.93  | 2.79              | 0.18  |
| 陕西 Shaanxi                    | 50.16    | 0.70  | 5.29       | 11.33              | 7.26  | 0.72              | 0.45  |
| 甘肃 Gansu                      | 20.89    | 0.93  | 0.95       | 5.66               | 2.18  | 0.42              | 2.34  |
| 青海 Qinghai                    | 19.71    | 0.13  | 5.41       | 4.04               | 2.34  | 3.01              | 0.22  |
| 宁夏 Ningxia                    | 15.53    | 0.26  | 1.99       | 5.40               | 1.30  | 0.23              | 0.53  |
| 新疆 Xinjiang                   | 90.57    | 3.73  | 36.86      | 8.20               | 5.20  | 1.20              | 2.02  |
| 不分地区 Non-Region<br>Classified | 226.62   |   | 7.87       | 0.12               | 20.69   |                   | 5.22  |

甲乙

中国统计年鉴1994

NEWLY INCREASED FIXED ASSETS OF STATE-OWNED  
UNITS THROUGH CAPITAL CONSTRUCTION BY SECTOR (1993)

(100 000 000 yuan)

| 交通运输仓储<br>和邮电通信业<br>Transportation,<br>Storage,<br>Post and<br>Telecom-<br>munications<br>Services | 批发零售贸易<br>和餐饮业<br>Wholesale,<br>Retail<br>Trade<br>and Food<br>Services | 金融、<br>保险业<br>Banking<br>and<br>Insurance | 房地产业<br>Real<br>Estate<br>Management | 社会<br>服务业<br>Social<br>Services | 卫生体育和<br>社会福利业<br>Health<br>Care,<br>Sports and<br>Social<br>Welfare | 教育、文化<br>艺术和广播<br>电影电视业<br>Education,<br>Culture,<br>Art, Radio,<br>Film and<br>Television | 科学研究<br>和综合技术<br>服务事业<br>Scientific<br>Research<br>and<br>Polytech-<br>nical<br>Services | 国家机关、<br>政党机关和<br>社会团体<br>Government<br>Agencies,<br>Party<br>Agencies<br>and Social<br>Organizations | 其他<br>行业<br>Other |
|--|---|---|--------------------------------------|---------------------------------|--|--|--|---|-------------------|
| 491.22   | 124.63  | 42.93                                     | 65.41                                | 172.16                          | 42.14  | 148.84   | 27.19  | 195.29  | 63.81             |
| 3.31   | 3.03  | 0.97                                      | 2.47                                 | 19.37                           | 1.75   | 9.90   | 5.29   | 14.05   | 0.95              |
| 8.36   | 0.39  | 0.09                                      | 0.97                                 | 3.98                            | 0.54   | 1.42   | 0.35   | 1.05  | 1.01              |
| 8.30   | 6.02  | 2.78                                      | 3.49                                 | 4.29                            | 1.74   | 6.51   | 0.65   | 7.77  | 0.84              |
| 8.22   | 1.78  | 0.90                                      | 0.09                                 | 0.45                            | 0.84   | 2.16   | 0.28   | 2.68  | 0.04              |
| 6.88   | 4.67  | 2.87                                      | 1.51                                 | 2.58                            | 0.89   | 3.01   | 0.45   | 4.58  | 0.33              |
| 9.89   | 6.90  | 2.09                                      | 3.51                                 | 8.15                            | 2.14   | 7.04   | 2.14   | 11.57   | 1.31              |
| 5.46   | 4.53  | 3.09                                      | 2.02                                 | 1.11                            | 0.74   | 4.70   | 0.45   | 6.85  | 0.22              |
| 7.27   | 8.47  | 2.67                                      | 2.35                                 | 3.41                            | 1.50   | 4.13   | 0.41   | 11.67   | 4.43              |
| 8.08   | 0.47  | 0.84                                      | 22.26                                | 32.41                           | 3.06   | 4.37   | 0.85   | 0.87  | 0.89              |
| 24.49  | 11.21   | 1.71                                      | 2.79                                 | 8.09                            | 2.22   | 10.20  | 0.64   | 16.15   | 2.44              |
| 13.22  | 9.91  | 1.52                                      | 1.47                                 | 5.20                            | 2.42   | 7.37   | 0.19   | 5.75  | 0.52              |
| 3.23   | 2.04  | 0.78                                      | 0.09                                 | 3.84                            | 0.75   | 2.59   | 1.92   | 2.20  | 0.30              |
| 10.31  | 2.37  | 0.38                                      | 2.61                                 | 3.40                            | 1.08   | 4.12   | 0.51   | 4.82  | 0.84              |
| 7.32   | 1.81  | 0.76                                      | 0.20                                 | 1.71                            | 0.57   | 2.33   | 0.06   | 3.63  | 0.71              |
| 37.57  | 7.14  | 3.04                                      | 1.19                                 | 8.05                            | 2.37   | 9.24   | 1.14   | 7.62  | 6.04              |
| 9.14   | 6.79  | 1.13                                      | 0.46                                 | 4.34                            | 1.39   | 6.07   | 0.63   | 9.23  | 2.61              |
| 9.19   | 6.27  | 1.96                                      | 0.56                                 | 3.47                            | 2.15   | 6.93   | 0.82   | 7.15  | 0.89              |
| 9.55   | 8.73  | 1.75                                      | 1.02                                 | 3.60                            | 1.80   | 6.32   | 0.46   | 8.17  | 0.18              |
| 61.86  | 4.55  | 1.39                                      | 11.11                                | 19.46                           | 3.24   | 15.63  | 0.75   | 19.07   | 5.48              |
| 5.89   | 2.90  | 1.56                                      | 1.22                                 | 11.05                           | 1.62   | 3.64   | 0.25   | 7.33  | 0.26              |
| 10.75  | 2.26  | 0.52                                      | 1.20                                 | 6.89                            | 0.45   | 3.07   | 0.18   | 2.55  | 0.49              |
| 9.72   | 8.64  | 2.87                                      | 1.84                                 | 6.70                            | 2.55   | 11.66  | 2.98   | 13.32   | 2.91              |
| 0.82   | 1.27  | 0.54                                      | 0.03                                 | 2.00                            | 0.66   | 1.96   | 0.26   | 3.22  | 0.03              |
| 22.34  | 3.36  | 2.39                                      | 0.31                                 | 3.08                            | 2.01   | 4.29   | 0.38   | 7.64  | 0.07              |
| 1.49   | 0.58  | 0.46                                      |                                      | 0.33                            | 0.27   | 0.61   | 0.04   | 1.78  | 0.08              |
| 4.31   | 2.61  | 1.24                                      | 0.14                                 | 0.84                            | 1.19   | 4.63   | 3.26   | 3.35  | 2.85              |
| 1.48   | 1.15  | 0.46                                      | 0.13                                 | 0.48                            | 0.31   | 1.44   | 0.17   | 2.48  | 0.33              |
| 1.85   | 0.79  | 0.11                                      |                                      | 0.22                            | 0.26   | 0.44   | 0.07   | 0.83  |                   |
| 1.94   | 0.88  | 0.22                                      | 0.13                                 | 0.24                            | 0.32   | 0.74   | 0.11   | 1.23  | 0.02              |
| 13.91  | 3.11  | 1.85                                      | 0.22                                 | 3.40                            | 1.30   | 2.30   | 0.43   | 6.71  | 0.14              |
| 165.05   |   |   |                                      |                                 |  |  | 1.07   |   | 26.60             |

5-13 按资金来源分的更新改造投资和新增固定资产

TECHNICAL UPDATES AND TRANSFORMATION INVESTMENT BY SOURCES OF  
INVESTMENT AND NEWLY INCREASED FIXED ASSETS OF STATE-OWNED UNITS

单位: 亿元

(100 000 000 yuan)

| 年 份 地 区<br>Year Region        | 按 资 金 来 源 分<br>Grouped by Source of Funds |  |                           |                                |                     |               | 新增固定资产<br>Newly<br>Increased<br>Fixed<br>Assets |
|-------------------------------|---|--|---------------------------|--------------------------------|---------------------|---------------|---|
|                               | 合 计<br>Total                              | 国家预算<br>内 资 金<br>State Appro-<br>priations | 国内贷款<br>Domestic<br>Loans | 利用外资<br>Foreign<br>Investments | 自筹资金<br>Fundraising | 其他投资<br>Other |   |
| 1985                          | 449.14                                    | 19.69                                      | 186.75                    | 5.55                           | 226.08              | 11.07         | 316.79  |
| 1986                          | 619.21                                    | 20.58                                      | 249.18                    | 8.34                           | 317.61              | 23.50         | 468.58  |
| 1987                          | 758.59                                    | 32.35                                      | 306.23                    | 17.46                          | 366.37              | 36.17         | 582.62  |
| 1988                          | 980.55                                    | 27.02                                      | 378.72                    | 26.01                          | 501.18              | 47.61         | 690.53  |
| 1989                          | 788.78                                    | 14.15                                      | 233.21                    | 26.73                          | 440.69              | 74.01         | 636.88  |
| 1990                          | 830.19                                    | 17.56                                      | 269.55                    | 33.85                          | 455.37              | 53.87         | 722.94  |
| 1991                          | 1 023.23                                  | 17.36                                      | 411.22                    | 36.49                          | 508.62              | 49.53         | 858.30  |
| 1992                          | 1 461.10                                  | 20.11                                      | 604.56                    | 53.15                          | 722.56              | 60.73         | 1 105.03  |
| 1993                          | 2 251.16                                  | 31.31                                      | 809.71                    | 84.97                          | 1 227.57            | 106.60        | 1 531.93  |
| 北 京 Beijing                   | 130.17                                    | 2.18                                       | 31.91                     | 3.75                           | 81.23               | 11.10         | 68.70   |
| 天 津 Tianjin                   | 67.46                                     | 4.24                                       | 21.29                     | 1.82                           | 38.19               | 1.92          | 45.70   |
| 河 北 Hebei                     | 108.45                                    | 1.56                                       | 35.42                     | 4.85                           | 62.23               | 4.39          | 86.65   |
| 山 西 Shanxi                    | 64.75                                     | 0.18                                       | 11.58                     | 0.01                           | 51.46               | 1.52          | 31.49   |
| 内 蒙 古 Inner Mongolia          | 35.18                                     | 0.94                                       | 10.27                     | 2.17                           | 20.85               | 0.95          | 28.28   |
| 辽 宁 Liaoning                  | 170.23                                    | 1.74                                       | 56.54                     | 6.08                           | 99.90               | 5.97          | 126.96  |
| 吉 林 Jilin                     | 47.20                                     | 0.75                                       | 16.87                     | 1.65                           | 26.52               | 1.41          | 33.74   |
| 黑 龙 江 Heilongjiang            | 51.40                                     | 0.77                                       | 18.08                     | 0.72                           | 29.46               | 2.37          | 35.19   |
| 上 海 Shanghai                  | 259.87                                    | 6.81                                       | 86.73                     | 11.14                          | 142.65              | 12.54         | 138.42  |
| 江 苏 Jiangsu                   | 149.05                                    | 2.51                                       | 53.44                     | 8.38                           | 79.86               | 4.86          | 109.44  |
| 浙 江 Zhejiang                  | 77.06                                     | 0.46                                       | 31.60                     | 1.31                           | 41.48               | 2.21          | 57.87   |
| 安 徽 Anhui                     | 59.36                                     | 0.29                                       | 24.49                     | 1.12                           | 31.63               | 1.83          | 39.11   |
| 福 建 Fujian                    | 50.70                                     | 0.41                                       | 22.75                     | 1.20                           | 24.20               | 2.14          | 35.26   |
| 江 西 Jiangxi                   | 44.49                                     | 0.40                                       | 20.04                     | 2.99                           | 17.51               | 3.55          | 29.22   |
| 山 东 Shandong                  | 129.40                                    | 0.11                                       | 49.97                     | 5.92                           | 68.41               | 4.99          | 96.25   |
| 河 南 Henan                     | 83.02                                     | 0.57                                       | 34.52                     | 2.30                           | 42.90               | 2.73          | 61.86   |
| 湖 北 Hubei                     | 78.74                                     | 0.93                                       | 34.62                     | 1.69                           | 39.87               | 1.63          | 54.57   |
| 湖 南 Hunan                     | 60.36                                     | 0.35                                       | 25.81                     | 1.87                           | 31.19               | 1.14          | 45.07   |
| 广 东 Guangdong                 | 185.12                                    | 1.40                                       | 57.83                     | 18.54                          | 90.42               | 16.93         | 127.32  |
| 广 西 Guangxi                   | 52.06                                     | 0.31                                       | 25.46                     | 2.25                           | 22.61               | 1.43          | 37.22   |
| 海 南 Hainan                    | 9.24                                      | 0.05                                       | 3.92                      | 0.33                           | 4.66                | 0.28          | 6.36  |
| 四 川 Sichuan                   | 115.50                                    | 0.71                                       | 42.57                     | 2.22                           | 64.04               | 5.96          | 75.42   |
| 贵 州 Guizhou                   | 25.69                                     | 0.30                                       | 11.26                     | 0.46                           | 12.69               | 0.98          | 16.71   |
| 云 南 Yunnan                    | 53.67                                     | 0.48                                       | 20.13                     | 0.72                           | 28.98               | 3.36          | 42.38   |
| 西 藏 Tibet                     | 0.66                                      | 0.12                                       | 0.25                      |                                | 0.29                |               | 0.37  |
| 陕 西 Shaanxi                   | 56.36                                     | 0.87                                       | 27.21                     | 0.56                           | 22.18               | 5.54          | 36.31   |
| 甘 肃 Gansu                     | 23.01                                     | 0.56                                       | 5.80                      | 0.39                           | 14.69               | 1.57          | 16.62   |
| 青 海 Qinghai                   | 5.63                                      | 0.15                                       | 2.97                      |                                | 2.46                | 0.05          | 3.08  |
| 宁 夏 Ningxia                   | 11.06                                     | 0.23                                       | 4.55                      | 0.02                           | 5.09                | 1.17          | 9.43  |
| 新 疆 Xinjiang                  | 37.59                                     | 0.34                                       | 10.55                     | 0.53                           | 24.07               | 2.10          | 30.63   |
| 不分地区 Non-Region<br>Classified | 8.73                                      | 0.60                                       | 2.31                      |                                | 5.82                |               | 6.30  |

注: 1993年资金来源数据为财政拨款数。

a) For 1993, Source of funds refers financial appropriation.

5-14 按构成和建设性质分的更新改造投资  
 TECHNICAL UPDATES AND TRANSFORMATION INVESTMENT OF  
 STATE-OWNED UNITS BY USES OF FUNDS AND TYPE OF CONSTRUCTION

单位: 亿元

(100 000 000 yuan)

| 年 份 地 区<br>Year Region     | 投资额<br>Total | 按 构 成 分<br>Grouped by Uses of Funds          |   |                  | 按 建 设 性 质 分<br>Grouped by Type of Construction |                    |                      |
|----------------------------|--------------|--|---|------------------|--|--------------------|----------------------|
|                            |              | 建 筑 安 装 工 程<br>Construction and Installation | 设 备、工 器 具 购 置<br>Purchases of Equipment and Instruments | 其 他 费 用<br>Other | # 新 建<br>New Construction                      | # 扩 建<br>Expansion | # 改 建<br>Replacement |
| 1985                       | 449.14       | 196.23                                       | 224.94  | 27.97            | 23.06  | 194.45             | 191.16               |
| 1986                       | 619.21       | 267.80                                       | 308.58  | 42.83            | 36.26  | 274.59             | 261.84               |
| 1987                       | 758.59       | 349.18                                       | 353.29  | 56.11            | 41.22  | 350.33             | 313.18               |
| 1988                       | 980.55       | 477.76                                       | 430.87  | 71.92            | 58.08  | 462.78             | 402.41               |
| 1989                       | 788.78       | 377.25                                       | 355.89  | 55.64            | 38.87  | 345.54             | 363.49               |
| 1990                       | 830.19       | 372.91                                       | 397.36  | 59.92            | 45.62  | 370.35             | 364.57               |
| 1991                       | 1 023.23     | 426.33                                       | 513.35  | 83.54            | 42.82  | 460.91             | 448.46               |
| 1992                       | 1 461.10     | 620.64                                       | 715.34  | 125.12           | 71.63  | 659.72             | 642.35               |
| 1993                       | 2 195.85     | 945.27                                       | 1 070.93  | 179.65           | 140.31   | 1 069.26           | 888.40               |
| 北 京 Beijing                | 121.82       | 58.09  | 49.75   | 13.98            | 3.33   | 69.90              | 39.36                |
| 天 津 Tianjin                | 64.60        | 35.00  | 23.48   | 6.12             | 6.25   | 23.88              | 25.19                |
| 河 北 Hebei                  | 106.30       | 43.43  | 55.71   | 7.17             | 6.85   | 46.01              | 51.70                |
| 山 西 Shanxi                 | 52.39        | 24.24  | 23.72   | 4.43             | 0.49   | 20.57              | 30.31                |
| 内 蒙 古 Inner Mongolia       | 40.80        | 21.81  | 16.95   | 2.04             | 1.42   | 27.02              | 11.14                |
| 辽 宁 Liaoning               | 176.98       | 82.62  | 78.82   | 15.54            | 20.74  | 74.94              | 79.15                |
| 吉 林 Jilin                  | 47.44        | 19.09  | 25.30   | 3.05             | 1.39   | 21.74              | 23.73                |
| 黑 龙 江 Heilongjiang         | 51.37        | 23.26  | 23.39   | 4.71             | 1.95   | 25.83              | 22.83                |
| 上 海 Shanghai               | 219.94       | 89.54  | 104.06  | 26.34            | 36.54  | 55.81              | 106.68               |
| 江 苏 Jiangsu                | 145.49       | 51.26  | 84.18   | 10.05            | 8.94   | 78.60              | 55.33                |
| 浙 江 Zhejiang               | 76.17        | 24.07  | 44.29   | 7.81             | 5.35   | 40.44              | 26.09                |
| 安 徽 Anhui                  | 61.84        | 20.77  | 35.05   | 6.02             | 3.27   | 36.14              | 20.59                |
| 福 建 Fujian                 | 47.95        | 17.44  | 27.68   | 2.84             | 2.70   | 34.20              | 8.67                 |
| 江 西 Jiangxi                | 46.26        | 17.87  | 25.08   | 3.31             | 2.51   | 26.00              | 17.09                |
| 山 东 Shandong               | 129.63       | 55.01  | 65.53   | 9.09             | 2.40   | 68.26              | 56.29                |
| 河 南 Henan                  | 84.14        | 33.67  | 45.40   | 5.07             | 2.06   | 50.10              | 30.21                |
| 湖 北 Hubei                  | 78.57        | 30.87  | 40.86   | 6.83             | 3.51   | 40.78              | 30.72                |
| 湖 南 Hunan                  | 61.72        | 27.02  | 31.17   | 3.54             | 1.27   | 32.56              | 26.10                |
| 广 东 Guangdong              | 183.87       | 84.58  | 86.44   | 12.85            | 15.20  | 109.01             | 48.25                |
| 广 西 Guangxi                | 52.77        | 22.93  | 27.65   | 2.19             | 2.12   | 35.78              | 12.81                |
| 海 南 Hainan                 | 9.28         | 2.69   | 5.23  | 1.36             | 1.08   | 7.69               | 0.45                 |
| 四 川 Sichuan                | 113.86       | 50.75  | 54.34   | 8.77             | 3.56   | 50.17              | 54.90                |
| 贵 州 Guizhou                | 25.65        | 10.12  | 13.28   | 2.25             | 1.15   | 9.99               | 13.99                |
| 云 南 Yunnan                 | 55.13        | 30.96  | 20.19   | 3.98             | 2.40   | 28.43              | 21.08                |
| 西 藏 Tibet                  | 0.58         | 0.19   | 0.39  |                  |  | 0.14               | 0.31                 |
| 陕 西 Shaanxi                | 54.43        | 19.40  | 28.06   | 6.96             | 1.70   | 20.75              | 28.77                |
| 甘 肃 Gansu                  | 24.41        | 13.01  | 10.17   | 1.23             | 0.79   | 11.16              | 11.96                |
| 青 海 Qinghai                | 5.05         | 2.36   | 2.47  | 0.22             | 0.07   | 1.68               | 3.03                 |
| 宁 夏 Ningxia                | 11.29        | 6.16   | 4.36  | 0.77             | 0.42   | 5.83               | 4.34                 |
| 新 疆 Xinjiang               | 37.39        | 21.42  | 15.23   | 0.74             | 0.86   | 13.10              | 21.35                |
| 不分地区 Non-Region Classified | 8.72         | 5.63   | 2.69  | 0.40             |  | 2.75               | 5.98                 |



5-15 按国民经济行业分的更新改造投资 (1993年)

单位: 亿元

| 地 区<br>Region                 | 合 计<br>Total | 农、林、<br>牧、渔业<br>Farming,<br>Forestry,<br>Animal<br>Husbandry<br>and Fishery | 采 掘 业<br>Excavation | 制 造 业<br>Manufac-<br>turing | 电力、煤气及水<br>的生产和供应业<br>Power<br>Generation,<br>Gas and Water<br>Production<br>and Supply | 建 筑 业<br>Construc-<br>tion | 地质勘查业<br>水利管理业<br>Geological<br>Prospecting<br>and Water<br>Conservancy |
|-------------------------------|--------------|---|---------------------|-----------------------------|---|----------------------------|---|
| 全 国 National                  | 2 195.85     | 17.83   | 141.69              | 1 298.33                    | 99.31   | 32.98                      | 7.04  |
| 北 京 Beijing                   | 121.82       | 1.23  | 1.04                | 67.12                       | 3.28  | 9.77                       | 2.30  |
| 天 津 Tianjin                   | 64.60        | 0.20  | 2.93                | 26.46                       | 2.76  | 3.13                       | 0.76  |
| 河 北 Hebei                     | 106.30       | 0.06  | 9.19                | 73.08                       | 5.71  | 0.47                       | 0.02  |
| 山 西 Shanxi                    | 52.39        | 0.01  | 17.41               | 20.20                       | 3.24  | 1.18                       | 1.29  |
| 内 蒙 古 Inner Mongolia          | 40.80        | 0.04  | 2.77                | 27.98                       | 1.90  | 0.10                       |   |
| 辽 宁 Liaoning                  | 176.98       | 0.39  | 19.71               | 108.06                      | 4.43  | 0.96                       |   |
| 吉 林 Jilin                     | 47.44        | 0.05  | 2.01                | 34.67                       | 1.84  | 0.05                       | 0.01  |
| 黑 龙 江 Heilongjiang            | 51.37        | 1.19  | 9.17                | 28.91                       | 1.08  | 0.12                       | 0.02  |
| 上 海 Shanghai                  | 219.94       | 4.49  | 0.06                | 96.73                       | 11.95   | 3.61                       | 0.20  |
| 江 苏 Jiangsu                   | 145.49       | 1.25  | 4.66                | 102.28                      | 7.05  | 0.93                       | 0.07  |
| 浙 江 Zhejiang                  | 76.17        | 0.63  | 0.77                | 49.34                       | 4.37  | 0.35                       | 0.15  |
| 安 徽 Anhui                     | 61.84        | 0.20  | 6.17                | 47.63                       | 1.31  | 0.31                       | 0.04  |
| 福 建 Fujian                    | 47.95        | 0.39  | 0.92                | 25.27                       | 4.95  | 0.26                       | 0.15  |
| 江 西 Jiangxi                   | 46.26        | 0.07  | 3.61                | 38.02                       | 0.70  | 0.06                       |   |
| 山 东 Shandong                  | 129.63       | 0.29  | 13.24               | 85.28                       | 2.78  | 0.54                       | 0.15  |
| 河 南 Henan                     | 84.14        | 0.07  | 9.26                | 55.44                       | 3.47  | 0.54                       | 0.22  |
| 湖 北 Hubei                     | 78.57        | 0.10  | 0.89                | 54.52                       | 3.32  | 1.05                       | 0.15  |
| 湖 南 Hunan                     | 61.72        | 0.03  | 2.77                | 37.45                       | 5.82  | 0.25                       | 0.09  |
| 广 东 Guangdong                 | 183.87       | 0.67  | 2.14                | 83.69                       | 11.79   | 2.83                       | 0.64  |
| 广 西 Guangxi                   | 52.77        | 0.46  | 1.24                | 35.72                       | 1.65  | 0.61                       |   |
| 海 南 Hainan                    | 9.28         | 0.43  | 0.30                | 6.18                        | 0.19  |                            |   |
| 四 川 Sichuan                   | 113.86       | 0.22  | 8.19                | 74.16                       | 6.07  | 1.50                       | 0.14  |
| 贵 州 Guizhou                   | 25.65        | 0.05  | 2.26                | 17.02                       | 2.45  | 0.28                       |   |
| 云 南 Yunnan                    | 55.13        | 0.82  | 2.77                | 31.82                       | 1.19  | 0.74                       | 0.39  |
| 西 藏 Tibet                     | 0.58         |   |                     | 0.39                        |   |                            |   |
| 陕 西 Shaanxi                   | 54.43        | 0.02  | 2.78                | 32.12                       | 1.78  | 1.84                       | 0.07  |
| 甘 肃 Gansu                     | 24.41        | 0.01  | 1.20                | 16.07                       | 2.57  | 0.06                       |   |
| 青 海 Qinghai                   | 5.05         | 0.03  | 0.55                | 3.61                        | 0.06  | 0.11                       |   |
| 宁 夏 Ningxia                   | 11.29        | 0.19  | 1.94                | 5.89                        | 0.50  | 0.25                       | 0.01  |
| 新 疆 Xinjiang                  | 37.39        | 4.24  | 10.12               | 13.21                       | 1.09  | 1.07                       | 0.15  |
| 不分地区 Non Region<br>Classified | 8.72         |   | 1.62                |                             |   |                            |   |

TECHNICAL UPDATES AND TRANSFORMATION  
INVESTMENT OF STATE-OWNED UNITS BY SETOR (1993)

(100 000 000 yuan)

| 交通运输仓储<br>和邮电通信业<br>Transportation,<br>Storage,<br>Post and<br>Telecom-<br>munications<br>Services | 批发零售贸易<br>和餐饮业<br>Wholesale,<br>Retail<br>Trade<br>and Food<br>Services | 金融、<br>保险业<br>Banking<br>and<br>Insurance | 房地产业<br>Real<br>Estate<br>Management | 社 会<br>服务业<br>Social<br>Services | 卫生体育和<br>社会福利业<br>Health<br>Care,<br>Sports and<br>Social<br>Welfare | 教育、文化<br>艺术和广播<br>电影电视业<br>Education,<br>Culture,<br>Art, Radio,<br>Film and<br>Television | 科学研究<br>和综合技术<br>服务事业<br>Scientific<br>Research<br>and<br>Polytech-<br>nical<br>Services | 国家机关和<br>政党机关和<br>社会团体<br>Government<br>Agencies,<br>Party<br>Agencies<br>and Social<br>Organizations | 其 他<br>行 业<br>Other |
|--|---|---|--------------------------------------|----------------------------------|--|--|--|---|---------------------|
| 361.47   | 65.47   | 3.73                                      | 33.80                                | 78.68                            | 6.04   | 9.37   | 3.18   | 21.22   | 15.73               |
| 21.45  | 3.83  | 0.09                                      | 1.28                                 | 4.97                             | 0.34   | 0.63   | 0.41   | 1.44  | 2.63                |
| 9.28   | 1.66  | 0.02                                      | 13.72                                | 1.20                             | 0.07   | 0.51   | 0.28   | 1.25  | 0.37                |
| 16.61  | 0.71  | 0.01                                      |                                      | 0.10                             | 0.15   | 0.04   | 0.02   | 0.09  | 0.04                |
| 6.61   | 0.14  | 0.02                                      |                                      | 2.07                             | 0.05   | 0.03   | 0.01   | 0.14  |                     |
| 6.06   | 0.84  | 0.12                                      | 0.11                                 | 0.63                             | 0.06   | 0.08   | 0.05   | 0.03  | 0.01                |
| 27.90  | 7.09  | 0.30                                      | 0.17                                 | 7.17                             | 0.06   | 0.18   | 0.22   | 0.28  | 0.06                |
| 7.95   | 0.06  | 0.12                                      | 0.10                                 | 0.02                             | 0.51   | 0.01   | 0.02   | 0.03  |                     |
| 10.28  | 0.12  |   | 0.05                                 | 0.02                             | 0.02   | 0.03   | 0.01   | 0.32  | 0.01                |
| 36.95  | 19.07   | 0.07                                      | 13.70                                | 20.06                            | 0.58   | 2.83   | 0.33   | 3.05  | 6.25                |
| 19.20  | 2.28  | 0.02                                      | 0.03                                 | 2.93                             | 0.52   | 0.37   | 0.10   | 3.75  | 0.03                |
| 15.56  | 1.24  | 0.05                                      | 0.04                                 | 3.03                             | 0.09   | 0.04   | 0.01   | 0.42  | 0.07                |
| 5.45   | 0.38  | 0.03                                      | 0.01                                 | 0.20                             |  | 0.04   |  | 0.08  |                     |
| 14.34  | 0.50  | 0.01                                      |                                      | 0.63                             | 0.04   | 0.27   | 0.03   | 0.15  | 0.04                |
| 1.63   | 0.29  | 0.34                                      | 0.02                                 | 0.94                             | 0.03   | 0.07   | 0.02   | 0.46  |                     |
| 11.84  | 6.92  | 0.14                                      | 0.79                                 | 3.21                             | 0.44   | 0.73   | 0.19   | 0.94  | 2.13                |
| 10.27  | 1.85  | 0.13                                      | 0.02                                 | 2.02                             | 0.37   | 0.23   | 0.09   | 0.15  | 0.03                |
| 13.03  | 2.51  | 0.04                                      | 0.02                                 | 2.32                             | 0.04   | 0.22   |  | 0.26  | 0.10                |
| 14.12  | 0.59  | 0.03                                      | 0.06                                 | 0.22                             | 0.06   | 0.09   | 0.04   | 0.10  |                     |
| 57.81  | 4.04  | 0.59                                      | 0.72                                 | 11.91                            | 1.31   | 1.18   | 0.16   | 2.89  | 1.49                |
| 9.28   | 1.41  | 0.23                                      | 0.11                                 | 0.78                             | 0.16   | 0.30   | 0.04   | 0.77  |                     |
| 1.78   | 0.18  | 0.04                                      |                                      | 0.12                             | 0.07   |  |  |   |                     |
| 11.52  | 1.53  | 0.10                                      | 2.00                                 | 3.74                             | 0.13   | 0.17   | 0.27   | 1.91  | 2.20                |
| 2.42   | 0.78  | 0.01                                      |                                      | 0.05                             | 0.02   | 0.06   | 0.10   | 0.10  | 0.04                |
| 6.56   | 3.56  | 0.66                                      | 0.03                                 | 3.27                             | 0.56   | 0.61   | 0.23   | 1.87  | 0.04                |
| 0.09   |   |   |                                      |                                  |  | 0.06   |  |   | 0.03                |
| 7.19   | 1.36  |   | 0.11                                 | 6.27                             | 0.12   | 0.26   | 0.45   | 0.05  | 0.01                |
| 2.92   | 0.67  | 0.43                                      |                                      | 0.39                             | 0.01   | 0.03   | 0.01   | 0.02  |                     |
| 0.29   | 0.22  | 0.04                                      |                                      |                                  |  | 0.06   |  | 0.08  |                     |
| 1.08   | 0.43  | 0.03                                      | 0.71                                 | 0.01                             | 0.05   | 0.04   | 0.04   | 0.09  | 0.02                |
| 4.88   | 1.20  | 0.04                                      | 0.02                                 | 0.39                             | 0.16   | 0.18   | 0.03   | 0.48  | 0.14                |
| 7.10   |   |   |                                      |                                  |  |  |  |   |                     |

## 5 16 国民经济各行业按建设性质分的更新改造投资 (1993年)

TECHNICAL UPDATES AND TRANSFORMATION INVESTMENT OF  
STATE-OWNED UNITS BY TYPE OF CONSTRUCTION AND SECTOR (1993)

单位: 亿元

(100 000 000 yuan)

| 行 业<br>Sector   | 投资额<br>Investment               |                  |                        |               |
|---|---------------------------------|------------------|------------------------|---------------|
|   | #新建<br>New<br>Construc-<br>tion | #扩建<br>Expansion | #改建<br>Replac-<br>ment |               |
| <b>全国总计</b><br><b>National</b>  | <b>2 195.85</b>                 | <b>140.31</b>    | <b>1 069.26</b>        | <b>888.40</b> |
| 农、林、牧、渔业<br><b>Farming, Forestry, Animal Husbandry and Fishery</b>                    | 17.83                           | 0.72             | 10.22                  | 5.67          |
| 农业<br>Farming   | 9.86                            | 0.29             | 5.09                   | 4.10          |
| 林业<br>Forestry  | 0.79                            | 0.01             | 0.59                   | 0.16          |
| 畜牧业<br>Animal Husbandry   | 0.91                            | 0.18             | 0.46                   | 0.22          |
| 渔业<br>Fishery   | 2.29                            | 0.20             | 1.07                   | 0.37          |
| 农林牧渔服务业<br>Services   | 3.98                            | 0.05             | 3.01                   | 0.82          |
| 采掘业<br><b>Excavation</b>  | <b>141.69</b>                   | <b>2.66</b>      | <b>56.84</b>           | <b>81.33</b>  |
| 煤炭采选业<br>Coal Mining and Processing   | 65.59                           | 1.21             | 11.74                  | 52.33         |
| 石油和天然气开采业<br>Petroleum and Natural Gas Extraction                                     | 48.20                           |                  | 34.47                  | 13.74         |
| 黑色金属矿采选业<br>Ferrous Metals Mining and Processing                                      | 5.27                            | 0.43             | 1.22                   | 3.61          |
| 有色金属矿采选业<br>Nonferrous Metals Mining and Processing                                   | 11.40                           | 0.20             | 3.47                   | 7.57          |
| 非金属矿采选业<br>Nonmetal Minerals Mining and Processing                                    | 8.67                            | 0.45             | 5.56                   | 2.43          |
| 其他矿采选业<br>Other Minerals Mining and Processing  | 0.02                            |                  | 0.01                   | 0.01          |
| 木材及竹材采运业<br>Logging and Transport of Timber and Bamboo                                | 2.54                            | 0.38             | 0.36                   | 1.65          |
| 制造业<br><b>Manufacturing</b>   | <b>1 298.33</b>                 | <b>82.24</b>     | <b>668.47</b>          | <b>513.76</b> |
| 食品加工业<br>Food Processing  | 44.29                           | 5.14             | 27.98                  | 9.89          |
| 食品制造业<br>Food Production  | 18.58                           | 1.53             | 12.61                  | 3.72          |
| 饮料制造业<br>Beverage Production  | 55.13                           | 1.58             | 43.58                  | 8.29          |
| 烟草加工业<br>Tobacco Processing   | 40.96                           | 0.41             | 17.73                  | 21.60         |
| 纺织业<br>Textile Industry   | 113.24                          | 3.77             | 42.39                  | 64.69         |
| 服装及纤维制品制造业<br>Garments and Other Fiber Products                                       | 4.38                            | 1.38             | 1.66                   | 1.15          |
| 皮革毛皮羽绒及制品业<br>Leather, Furs, Down and Related Products                                | 4.50                            | 0.82             | 2.35                   | 0.97          |
| 木材加工及竹藤棕草制<br>品业<br>Timber Processing, Bamboo, Cane, Palm Fiber<br>and Straw Products | 4.45                            | 0.44             | 2.58                   | 1.33          |
| 家具制造业<br>Furniture Manufacturing  | 0.85                            | 0.20             | 0.32                   | 0.22          |
| 造纸及纸制品业<br>Papermaking and Paper Products   | 29.47                           | 1.92             | 21.56                  | 5.71          |
| 印刷业记录媒介的复制<br>Printing and Record Pressing  | 13.37                           | 0.70             | 7.52                   | 3.40          |
| 文教体育用品制造业<br>Cultural, Educational and Sports Activities                              | 1.84                            | 0.19             | 0.72                   | 0.65          |
| 石油加工及炼焦业<br>Petroleum Processing and Coking Products                                  | 36.17                           | 0.32             | 10.70                  | 25.14         |
| 化学原料及制品制造业<br>Raw Chemical Materials and Chemical Products                            | 123.97                          | 4.74             | 71.94                  | 44.70         |
| 医药制造业<br>Medical and Pharmaceutical Products  | 30.36                           | 2.42             | 17.18                  | 9.17          |
| 化学纤维制造业<br>Chemical Fibers  | 31.70                           | 2.82             | 18.74                  | 9.47          |
| 橡胶制品业<br>Rubber Products  | 24.57                           | 1.66             | 16.48                  | 5.51          |
| 塑料制品业<br>Plastic Products   | 10.26                           | 1.39             | 6.63                   | 1.82          |
| 非金属矿物制品业<br>Nonmetal Mineral Products   | 129.38                          | 9.64             | 80.85                  | 36.50         |
| 黑色金属冶炼及压延加<br>工业<br>Smelting and Pressing of Ferrous Metals                           | 177.54                          | 1.60             | 67.56                  | 106.94        |
| 有色金属冶炼及压延加<br>工业<br>Smelting and Pressing of Nonferrous Metals                        | 39.88                           | 2.63             | 20.23                  | 15.65         |
| 金属制品业<br>Metal Products   | 15.11                           | 2.78             | 6.32                   | 4.92          |
| 普通机械制造业<br>Ordinary Machinery Manufacturing   | 85.77                           | 6.11             | 38.65                  | 38.61         |
| 专用设备制造业<br>Special Purposes Equipment Manufacturing                                   | 49.40                           | 1.18             | 23.13                  | 22.48         |
| 交通运输设备制造业<br>Transportation Equipment Manufacturing                                   | 108.99                          | 3.09             | 56.07                  | 47.08         |
| 电气机械及器材制造业<br>Electric Equipment and Machinery  | 44.51                           | 6.18             | 26.99                  | 10.25         |
| 电子及通信设备制造业<br>Electronic and Telecommunications                                       | 47.49                           | 16.23            | 19.74                  | 10.25         |
| 仪器仪表及文化办公用<br>机械制造业<br>Machinery  | 10.10                           | 0.50             | 5.70                   | 3.28          |
| 其他制造业<br>Other Manufacturing  | 13.81                           | 0.89             | 2.49                   | 9.73          |
| 电力、煤气及水的生产<br>和供应业<br><b>Electric Power, Gas and Water Production and<br/>Supply</b>  | <b>99.31</b>                    | <b>9.36</b>      | <b>51.28</b>           | <b>37.14</b>  |
| 电力、蒸汽、热水生产<br>和供应业<br>Electric Power, Steam and Hot Water Production<br>and Supply    | 73.50                           | 7.41             | 32.38                  | 32.39         |
| 煤气的生产和供应业<br>Gas Production and Supply  | 11.07                           | 0.98             | 7.91                   | 2.12          |
| 自来水的生产和供应业<br>Tap Water Production and Supply   | 14.74                           | 0.96             | 10.99                  | 2.68          |
| 建筑业<br><b>Construction</b>  | <b>32.98</b>                    | <b>3.69</b>      | <b>12.41</b>           | <b>7.61</b>   |
| 土木工程建筑业<br>Civil Engineering  | 30.63                           | 3.36             | 11.88                  | 6.56          |

续表 1 continued

单位: 亿元

(100 000 000 yuan)

| 行 业<br>Sector   | 投资额<br>Investment               |                   |                         |        |
|---|---------------------------------|-------------------|-------------------------|--------|
|   | #新建<br>New<br>Construc-<br>tion | #扩 建<br>Expansion | #改 建<br>Replace<br>ment |        |
| 线路、管道和设备安装业<br>Installation of Pipelines, Power Lines and<br>Equipment                  | 1.91                            | 0.15              | 0.37                    | 1.00   |
| 建筑物的装修装饰业<br>Installation of Decorations and Fixtures                                   | 0.43                            | 0.19              | 0.15                    | 0.05   |
| 地质勘查、水利管理业<br>Geological Prospecting and Water Conservancy                              | 7.04                            | 0.56              | 2.93                    | 2.94   |
| 地质勘查业<br>Geological Prospecting   | 1.30                            |                   |                         | 1.24   |
| 水利管理业<br>Water Conservancy  | 4.61                            | 0.50              | 2.87                    | 1.11   |
| 交通运输、仓储及邮电<br>通信业<br>Transportation, Storage, Post and Telecommuni-<br>cations Services | 361.47                          | 6.67              | 197.10                  | 139.80 |
| 铁路运输业<br>Railways   | 56.30                           | 0.32              | 2.04                    | 51.78  |
| 公路运输业<br>Highways   | 26.40                           | 0.28              | 3.38                    | 17.09  |
| 管道运输业<br>Pipelines  | 1.54                            | 0.01              | 1.06                    | 0.48   |
| 水上运输业<br>Waterways  | 11.39                           | 0.57              | 3.67                    | 3.54   |
| 航空运输业<br>Airways  | 20.52                           |                   | 1.51                    | 18.99  |
| 交通运输辅助业<br>Subsidiary Transportation  | 22.71                           | 0.43              | 3.93                    | 17.04  |
| 其他交通运输业<br>Other Transportation   | 0.46                            | 0.09              | 0.05                    | 0.29   |
| 仓储业<br>Storage  | 3.33                            | 0.65              | 1.35                    | 1.01   |
| 邮电通信业<br>Post and Telecommunications Services   | 218.82                          | 4.33              | 180.11                  | 29.58  |
| 批发和零售贸易餐饮业<br>Wholesale, Retail Trade and Food Services                                 | 65.47                           | 6.87              | 24.38                   | 31.33  |
| 食品饮料烟草和家庭用<br>品批发业<br>Wholesale Food, Drink, Tobacco and Household<br>Articles          | 15.29                           | 1.46              | 6.48                    | 6.43   |
| 能源材料和机械电子设<br>备批发业<br>Wholesale Energy, Materials and Electronic<br>Equipment           | 9.83                            | 0.85              | 3.99                    | 4.03   |
| 其他批发业<br>Other Wholesale  | 0.77                            | 0.02              | 0.28                    | 0.43   |
| 零售业<br>Retail   | 36.71                           | 4.53              | 12.53                   | 18.78  |
| 商业经纪与代理业<br>Commercial Management and Agencies  | 0.05                            |                   | 0.02                    | 0.03   |
| 餐饮业<br>Food Service   | 2.80                            |                   | 1.10                    | 1.62   |
| 金融、保险业<br>Banking and Insurance   | 3.73                            | 0.08              | 1.67                    | 1.48   |
| 金融业<br>Banking  | 3.48                            | 0.08              | 1.54                    | 1.41   |
| 保险业<br>Insurance  | 0.25                            |                   | 0.12                    | 0.07   |
| 房地产业<br>Real Estate Management  | 33.80                           | 5.74              | 2.14                    | 14.58  |
| 房地产开发与经营业<br>Real Estate Development and Management                                     | 20.32                           | 5.68              | 1.50                    | 9.08   |
| 房地产管理业<br>Manage Real Estate Management   | 13.44                           | 0.06              | 0.64                    | 5.46   |
| 房地产代理与经纪业<br>Real Estate Management and Agencies  | 0.04                            |                   |                         | 0.04   |
| 社会服务业<br>Social Services  | 78.68                           | 14.33             | 26.06                   | 29.41  |
| 公共服务业<br>Public Services  | 64.31                           | 11.26             | 20.85                   | 24.03  |
| 居民服务业<br>Residential Services   | 0.37                            | 0.02              | 0.20                    | 0.07   |
| 旅馆业<br>Hotels   | 11.73                           | 2.43              | 4.16                    | 4.69   |
| 租赁服务业<br>Rentals  | 0.01                            |                   | 0.01                    |        |
| 旅游业<br>Tourism  | 0.86                            | 0.09              | 0.49                    | 0.18   |
| 娱乐服务业<br>Recreational Services  | 0.16                            |                   | 0.06                    | 0.10   |
| 信息、咨询服务业<br>Information and Consultancy Services  | 0.14                            | 0.08              | 0.01                    | 0.01   |
| 计算机应用服务业<br>Computer Supply Services  | 0.16                            | 0.08              | 0.06                    |        |
| 其他社会服务业<br>Other Social Services  | 0.95                            | 0.37              | 0.23                    | 0.34   |
| 卫生体育和社会福利业<br>Health Care, Sports and Social Welfare                                    | 6.04                            | 0.13              | 2.21                    | 2.73   |
| 卫生<br>Health Care   | 4.88                            | 0.06              | 1.93                    | 1.97   |
| 体育<br>Sports  | 0.91                            | 0.03              | 0.14                    | 0.72   |
| 社会福利保障业<br>Social Welfare   | 0.24                            | 0.03              | 0.14                    | 0.05   |
| 教育、文化艺术和广播<br>电视业<br>Education, Culture and Arts, Radio, Film and<br>Television         | 9.37                            | 1.89              | 1.85                    | 4.32   |
| 教育<br>Education   | 5.00                            | 0.44              | 0.93                    | 2.87   |
| 文化艺术业<br>Culture and Arts   | 2.43                            | 1.31              | 0.20                    | 0.66   |
| 广播、电影、电视业<br>Radio, Film and Television   | 1.94                            | 0.14              | 0.72                    | 0.80   |
| 科学研究和综合技术服<br>务业<br>Scientific Research and Polytechnical Services                      | 3.18                            | 0.05              | 1.19                    | 1.27   |
| 科学研究业<br>Scientific Research  | 2.70                            | 0.05              | 1.04                    | 1.04   |
| 综合技术服务业<br>Polytechnical Services   | 0.48                            |                   | 0.14                    | 0.23   |
| 国家机关、政党机关和<br>社会团体<br>Government Agencies, Party Agencies and Social<br>Organizations   | 21.22                           | 1.14              | 7.52                    | 9.18   |
| # 国家机关<br>Government Agencies and Party<br>Agencies                                     | 20.68                           | 1.14              | 7.38                    | 8.89   |
| 政党机关<br>Agencies  | 0.33                            | 0.01              | 0.11                    | 0.16   |
| 其他行业<br>Other Sectors   | 15.73                           | 4.18              | 2.99                    | 5.85   |

5-17 按国民经济行业分的更新改造新增固定资产 (1993年)

单位: 亿元

| 地 区<br>Region                 | 合 计<br>Total | 农、林、<br>牧、渔业<br>Farming,<br>Forestry,<br>Animal<br>Husbandry<br>and Fishery | 采 掘 业<br>Excavation | 制 造 业<br>Manufac-<br>turing | 电力、煤气和<br>水生产和供应业<br>Power<br>Generation,<br>Gas and Water<br>Production<br>and Supply | 建 筑 业<br>Constru-<br>ction | 地质勘查业<br>水利管理业<br>Geological<br>Prospecting<br>and Water<br>Conservancy |
|-------------------------------|--------------|---|---------------------|-----------------------------|--|----------------------------|---|
| 全 国 National                  | 1 531.93     | 15.23   | 110.63              | 876.43                      | 68.59  | 27.27                      | 4.28  |
| 北 京 Beijing                   | 68.70        | 0.79  | 0.62                | 34.17                       | 2.13   | 7.89                       | 0.87  |
| 天 津 Tianjin                   | 45.70        | 0.19  | 2.14                | 19.34                       | 2.41   | 2.93                       | 0.66  |
| 河 北 Hebei                     | 86.65        | 0.08  | 6.54                | 61.41                       | 3.15   | 0.46                       | 0.02  |
| 山 西 Shanxi                    | 31.49        | 0.01  | 12.21               | 9.00                        | 3.05   | 0.57                       | 1.01  |
| 内 蒙 古 Inner Mongolia          | 28.28        | 0.03  | 2.52                | 17.44                       | 1.07   | 0.07                       | 0.01  |
| 辽 宁 Liaoning                  | 126.96       | 0.32  | 17.96               | 73.64                       | 2.29   | 0.78                       |   |
| 吉 林 Jilin                     | 33.74        | 0.13  | 1.34                | 22.94                       | 2.69   | 0.04                       |   |
| 黑 龙 江 Heilongjiang            | 35.19        | 1.01  | 6.78                | 16.95                       | 0.87   | 0.12                       | 0.02  |
| 上 海 Shanghai                  | 138.42       | 3.82  | 0.01                | 54.10                       | 10.56  | 2.43                       |   |
| 江 苏 Jiangsu                   | 109.44       | 1.24  | 3.17                | 76.34                       | 4.71   | 0.78                       | 0.07  |
| 浙 江 Zhejiang                  | 57.87        | 0.37  | 0.57                | 38.75                       | 1.99   | 0.22                       | 0.13  |
| 安 徽 Anhui                     | 39.11        | 0.10  | 4.10                | 28.66                       | 0.72   | 0.27                       | 0.04  |
| 福 建 Fujian                    | 35.26        | 0.38  | 0.59                | 16.52                       | 3.80   | 0.25                       |   |
| 江 西 Jiangxi                   | 29.22        | 0.03  | 1.53                | 25.65                       | 0.33   | 0.01                       |   |
| 山 东 Shandong                  | 96.25        | 0.31  | 10.40               | 63.57                       | 2.08   | 0.46                       | 0.14  |
| 河 南 Henan                     | 61.86        | 0.05  | 7.49                | 39.85                       | 2.43   | 0.45                       | 0.17  |
| 湖 北 Hubei                     | 54.57        | 0.08  | 0.97                | 36.41                       | 1.19   | 0.68                       | 0.01  |
| 湖 南 Hunan                     | 45.07        | 0.03  | 2.13                | 26.76                       | 3.07   | 0.16                       | 0.09  |
| 广 东 Guangdong                 | 127.32       | 0.52  | 1.66                | 59.80                       | 9.58   | 2.75                       | 0.52  |
| 广 西 Guangxi                   | 37.22        | 0.43  | 0.92                | 25.38                       | 1.26   | 0.68                       |   |
| 海 南 Hainan                    | 6.36         | 0.36  | 0.41                | 3.50                        | 0.13   |                            |   |
| 四 川 Sichuan                   | 75.42        | 0.14  | 6.16                | 45.54                       | 3.18   | 1.28                       | 0.12  |
| 贵 州 Guizhou                   | 16.71        | 0.02  | 1.87                | 11.09                       | 0.54   | 0.24                       |   |
| 云 南 Yunnan                    | 42.38        | 0.72  | 2.05                | 23.56                       | 1.20   | 0.48                       | 0.17  |
| 西 藏 Tibet                     | 0.37         |   |                     | 0.18                        |  |                            |   |
| 陕 西 Shaanxi                   | 36.31        | 0.01  | 2.10                | 20.88                       | 1.25   | 1.80                       | 0.06  |
| 甘 肃 Gansu                     | 16.62        | 0.01  | 0.87                | 10.51                       | 1.91   | 0.05                       |   |
| 青 海 Qinghai                   | 3.08         | 0.04  | 0.53                | 1.81                        | 0.02   | 0.10                       |   |
| 宁 夏 Ningxia                   | 9.43         | 0.16  | 1.58                | 4.90                        | 0.33   | 0.16                       | 0.01  |
| 新 疆 Xinjiang                  | 30.63        | 3.86  | 10.67               | 7.79                        | 0.66   | 1.17                       | 0.14  |
| 不分地区 Non Region<br>Classified | 6.30         |   | 0.74                |                             |  |                            |   |

中国统计年鉴1994

NEWLY INCREASED FIXED ASSETS OF STATE-OWNED UNITS THROUGH  
TECHNICAL UPDATES AND TRANSFORMATION BY SECTOR (1993)

(100 000 000 yuan)

| 交通运输仓储<br>和邮电通信业<br>Transportation,<br>Storage,<br>Post and<br>Telecom-<br>munications<br>Services | 批发零售贸易<br>和餐饮业<br>Wholesale,<br>Retail<br>Trade<br>and Food<br>Services | 金融、<br>保险业<br>Banking<br>and<br>Insurance | 房地产业<br>Real<br>Estate<br>Management | 社 会<br>服务业<br>Social<br>Services | 卫生体育和<br>社会福利业<br>Health<br>Care,<br>Sports and<br>Social<br>Welfare | 教育、文化<br>艺术和广播<br>电影电视业<br>Education,<br>Culture,<br>Art, Radio,<br>Film and<br>Television | 科学研究<br>和综合技术<br>服务事业<br>Scientific<br>Research<br>and<br>Polytech-<br>nical<br>Services | 国家机关、<br>政党机关和<br>社会团体<br>Government<br>Agencies,<br>Party<br>Agencies<br>and Social<br>Organizations | 其 他<br>行 业<br>Other |
|--|---|---|--------------------------------------|----------------------------------|--|--|--|---|---------------------|
| 285.30   | 36.62   | 2.82                                      | 18.31                                | 51.72                            | 4.21   | 5.40   | 1.89   | 14.63   | 8.58                |
| 12.16  | 2.95  | 0.02                                      | 1.07                                 | 3.27                             | 0.19   | 0.38   | 0.14   | 0.74  | 1.32                |
| 6.39   | 0.40  |   | 7.46                                 | 2.98                             | 0.01   | 0.21   | 0.06   | 0.35  | 0.17                |
| 13.57  | 0.76  | 0.02                                      |                                      | 0.25                             | 0.21   | 0.01   | 0.02   | 0.12  | 0.04                |
| 4.95   | 0.11  | 0.03                                      |                                      | 0.44                             | 0.02   |  | 0.01   | 0.08  |                     |
| 5.35   | 0.59  | 0.11                                      | 0.21                                 | 0.71                             | 0.06   | 0.06   | 0.01   | 0.03  |                     |
| 24.51  | 3.53  | 0.30                                      | 0.08                                 | 2.89                             | 0.07   | 0.14   | 0.17   | 0.27  | 0.02                |
| 6.36   | 0.04  | 0.12                                      |                                      | 0.02                             | 0.01   | 0.01   | 0.02   | 0.03  |                     |
| 9.02   | 0.05  |   | 0.05                                 | 0.01                             | 0.02   | 0.03   | 0.01   | 0.22  | 0.01                |
| 31.43  | 6.13  | 0.01                                      | 5.66                                 | 17.19                            | 0.39   | 0.37   | 0.25   | 1.82  | 4.23                |
| 16.19  | 1.86  | 0.04                                      | 0.03                                 | 2.10                             | 0.24   | 0.29   | 0.05   | 2.29  | 0.03                |
| 12.25  | 0.85  | 0.07                                      | 0.04                                 | 2.19                             | 0.09   | 0.02   | 0.01   | 0.26  | 0.07                |
| 4.74   | 0.24  | 0.04                                      | 0.01                                 | 0.10                             |  | 0.04   |  | 0.06  |                     |
| 12.38  | 0.35  |   |                                      | 0.55                             | 0.04   | 0.24   | 0.02   | 0.07  | 0.05                |
| 0.72   | 0.09  |   | 0.01                                 | 0.49                             | 0.04   | 0.03   | 0.02   | 0.27  |                     |
| 8.52   | 4.82  | 0.17                                      | 0.56                                 | 2.61                             | 0.38   | 0.56   | 0.01   | 0.72  | 0.94                |
| 8.21   | 0.88  | 0.04                                      |                                      | 1.68                             | 0.21   | 0.20   | 0.05   | 0.13  | 0.01                |
| 10.53  | 1.89  | 0.04                                      | 0.01                                 | 2.07                             | 0.04   | 0.25   |  | 0.32  | 0.09                |
| 11.81  | 0.42  | 0.03                                      | 0.05                                 | 0.21                             | 0.07   | 0.10   | 0.04   | 0.10  |                     |
| 38.57  | 2.18  | 0.52                                      | 0.54                                 | 5.10                             | 1.10   | 1.10   | 0.10   | 2.20  | 1.11                |
| 5.78   | 0.56  | 0.19                                      | 0.10                                 | 0.87                             | 0.14   | 0.27   | 0.04   | 0.60  | 0.01                |
| 1.59   | 0.16  | 0.04                                      |                                      | 0.13                             | 0.05   |  |  |   |                     |
| 11.51  | 1.28  | 0.09                                      | 1.55                                 | 1.98                             | 0.07   | 0.09   | 0.32   | 1.80  | 0.30                |
| 1.76   | 1.02  | 0.01                                      |                                      | 0.04                             | 0.01   | 0.02   | 0.06   | 0.03  |                     |
| 6.41   | 2.66  | 0.43                                      | 0.15                                 | 1.88                             | 0.47   | 0.47   | 0.18   | 1.54  |                     |
| 0.10   |   |   |                                      |                                  |  | 0.06   |  |   | 0.02                |
| 6.83   | 1.16  |   | 0.09                                 | 1.55                             | 0.10   | 0.20   | 0.25   | 0.04  |                     |
| 2.33   | 0.36  | 0.41                                      |                                      | 0.13                             |  | 0.01   |  | 0.04  |                     |
| 0.32   | 0.14  | 0.04                                      |                                      |                                  |  | 0.02   |  | 0.07  |                     |
| 1.02   | 0.35  | 0.05                                      | 0.64                                 | 0.01                             | 0.04   | 0.05   | 0.02   | 0.09  | 0.03                |
| 4.44   | 0.80  | 0.02                                      | 0.02                                 | 0.26                             | 0.15   | 0.15   | 0.03   | 0.35  | 0.14                |
| 5.56   |   |   |                                      |                                  |  |  |  |   |                     |

5-18 国民经济各行业基本建设和更新改造施工、  
投产项目个数和新增固定资产  
(1993年)

| 行 业<br>Sector    |   | 基本建设 Capital Construction  |                                   |   |   |
|------------------|---|--|-----------------------------------|---|---|
|                  |   | 施工项目<br>(个)<br>Projects<br>under<br>Construc-<br>-tion<br>(unit) | # 新开工<br>Starting<br>This<br>Year | 全部建成<br>投产项目<br>(个)<br>Projects<br>Completed<br>and Put<br>into Use<br>(unit) | 项目建成<br>投产率<br>(%)<br>Rate of<br>Projects<br>Completed<br>and Put in<br>to Use(%) |
| 全国总计             | National  | 90 954   | 52 853                            | 51 886  | 57.0  |
| 农、林、牧、渔业         | Farming, Forestry, Animal Husbandry and Fishery                   | 3 454  | 2 117                             | 2 358   | 68.3  |
| 农业               | Farming   | 772  | 540                               | 545   | 70.6  |
| 林业               | Forestry  | 762  | 466                               | 550   | 72.2  |
| 畜牧业              | Animal Husbandry  | 266  | 129                               | 178   | 66.9  |
| 渔业               | Fishery   | 131  | 84                                | 81  | 61.8  |
| 农林牧渔服务业          | Services  | 1 523  | 898                               | 1 004   | 65.9  |
| 采掘业              | Excavation  | 1 168  | 443                               | 416   | 35.6  |
| 煤炭采选业            | Coal Mining and Processing  | 540  | 150                               | 135   | 25.0  |
| 石油和天然气开采业        | Petroleum and Natural Gas Extraction                              | 49   | 17                                | 15  | 30.6  |
| 黑色金属矿采选业         | Ferrous Metals Mining and Processing                              | 60   | 28                                | 19  | 31.7  |
| 有色金属矿采选业         | Nonferrous Metals Mining and Processing                           | 162  | 70                                | 65  | 40.1  |
| 非金属矿采选业          | Nonmetal Minerals Mining and Processing                           | 180  | 80                                | 75  | 41.7  |
| 其他矿采选业           | Other Minerals Mining and Processing                              | 6  | 3                                 | 2   | 33.3  |
| 木材及竹材采运业         | Logging and Transport of Timber and Bamboo                        | 171  | 95                                | 105   | 61.4  |
| 制造业              | Manufacturing   | 8 927  | 4 707                             | 4 450   | 49.8  |
| 食品加工业            | Food Processing   | 817  | 490                               | 534   | 65.4  |
| 食品制造业            | Food Production   | 327  | 185                               | 184   | 56.3  |
| 饮料制造业            | Beverage Production   | 298  | 191                               | 185   | 62.1  |
| 烟草加工业            | Tobacco Processing  | 180  | 101                               | 92  | 51.1  |
| 纺织业              | Textile Industry  | 702  | 390                               | 376   | 53.6  |
| 服装及纤维制品制造业       | Garments and Other Fiber Products                                 | 103  | 63                                | 40  | 38.8  |
| 皮革毛皮羽绒及制品业       | Leather, Furs, Down and Related Products                          | 68   | 42                                | 41  | 60.3  |
| 木材加工及竹藤棕草制<br>品业 | Timber Processing, Bamboo, Cane, Palm Fiber<br>and Straw Products | 136  | 82                                | 76  | 55.9  |
| 家具制造业            | Furniture Manufacturing   | 43   | 30                                | 25  | 58.1  |
| 造纸及纸制品业          | Papermaking and Paper Products                                    | 171  | 74                                | 86  | 50.3  |
| 印刷业记录媒介的复制       | Printing and Record Pressing                                      | 221  | 127                               | 116   | 52.5  |
| 文教体育用品制造业        | Cultural, Educational and Sports Activities                       | 34   | 20                                | 12  | 35.3  |
| 石油加工及炼焦业         | Petroleum Processing and Coking Products                          | 112  | 42                                | 43  | 38.4  |
| 化学原料及制品制造业       | Raw Chemical Materials and Chemical Products                      | 834  | 407                               | 382   | 45.8  |
| 医药制造业            | Medical and Pharmaceutical Products                               | 251  | 113                               | 118   | 47.0  |
| 化学纤维制造业          | Chemical Fibers   | 84   | 28                                | 31  | 36.9  |
| 橡胶制品业            | Rubber Products   | 86   | 44                                | 41  | 47.7  |
| 塑料制品业            | Plastic Products  | 123  | 85                                | 72  | 58.5  |
| 非金属矿物制品业         | Nonmetal Mineral Products   | 927  | 564                               | 505   | 54.5  |
| 黑色金属冶炼及压延加       | Smelting and Pressing of Ferrous Metals                           |  |                                   |   |   |

CAPITAL CONSTRUCTION AND TECHNICAL UPDATES AND  
TRANSFORMATION PROJECTS AND NEWLY INCREASED FIXED  
ASSETS OF STATE-OWNED UNITS BY SECTOR (1993)

|   |  | 更新改造   |                                   |  |                     | Technical Updates and Transformation  |   |  |
|---|--|--|-----------------------------------|--|---------------------|---|---|--|
| 新增<br>固定资产<br>(亿元)<br>Newly<br>Increased<br>Fixed Assets<br>(100 000 000<br>yuan) | 固定资产<br>交付使用率<br>(%)<br>Rate of Newly<br>Increased<br>Fixed Assets<br>to Investment<br>(%) | 施工项目   |                                   |  | 全部建成<br>投产项目<br>(个) | 项目建成<br>投产率<br>(%)<br>Rate of<br>Projects<br>Completed<br>and Put into<br>Use (%) | 新增<br>固定资产<br>(亿元)<br>Newly<br>Increased<br>Fixed Assets<br>(100 000 000<br>yuan) | 固定资产<br>交付使用率<br>(%)<br>Rate of Newly<br>Increased<br>Fixed Assets<br>to Investment<br>(%) |
|   |  | (个)<br>Project<br>under<br>Construc-<br>tion<br>(unit) | # 新开工<br>Starting<br>This<br>Year |  |                     |   |   |  |
| 2 758.93  | 59.8   | 64 670   | 36 327                            |  | 35 932              | 55.6  | 1 531.93  | 69.8   |
| 34.83   | 75.4   | 1 655  | 1 336                             |  | 1 366               | 82.5  | 15.23   | 85.4   |
| 12.52   | 80.9   | 1 227  | 1 053                             |  | 1 054               | 85.9  | 8.30  | 84.2   |
| 4.99  | 47.5   | 48   | 34                                |  | 34                  | 70.8  | 0.61  | 77.3   |
| 4.27  | 88.6   | 107  | 73                                |  | 93                  | 86.9  | 0.79  | 87.4   |
| 3.02  | 114.9  | 34   | 21                                |  | 26                  | 76.5  | 2.39  | 104.5  |
| 10.02   | 78.4   | 239  | 155                               |  | 159                 | 66.5  | 3.14  | 78.9   |
| 193.82  | 55.2   | 4 390  | 2 327                             |  | 1 800               | 41.0  | 110.63  | 78.1   |
| 76.27   | 49.8   | 2 349  | 950                               |  | 1 044               | 44.4  | 48.61   | 74.1   |
| 91.21   | 64.8   | 155  | 44                                |  | 78                  | 50.3  | 42.76   | 88.7   |
| 4.39  | 27.6   | 172  | 82                                |  | 113                 | 65.7  | 4.30  | 81.6   |
| 8.72  | 65.1   | 1 294  | 1 041                             |  | 298                 | 23.0  | 6.82  | 59.8   |
| 7.58  | 36.5   | 340  | 175                               |  | 209                 | 61.5  | 5.88  | 67.8   |
| 0.09  | 151.6  | 3  |                                   |  | 1                   | 33.3  | 0.01  | 62.2   |
| 5.56  | 75.5   | 77   | 35                                |  | 57                  | 74.0  | 2.26  | 88.9   |
| 588.30  | 66.5   | 34 891   | 17 301                            |  | 17 587              | 50.4  | 876.43  | 67.5   |
| 15.65   | 63.5   | 1 608  | 974                               |  | 1 181               | 73.4  | 37.64   | 85.0   |
| 6.01  | 61.1   | 912  | 530                               |  | 590                 | 64.7  | 16.80   | 90.4   |
| 8.38  | 82.5   | 1 298  | 703                               |  | 749                 | 57.7  | 37.78   | 68.5   |
| 5.31  | 53.2   | 504  | 198                               |  | 220                 | 43.7  | 26.66   | 65.1   |
| 18.19   | 72.5   | 2 350  | 1 163                             |  | 1 373               | 58.4  | 99.32   | 87.7   |
| 2.97  | 67.8   | 185  | 110                               |  | 129                 | 69.7  | 3.89  | 89.0   |
| 1.18  | 80.0   | 153  | 90                                |  | 92                  | 60.1  | 4.77  | 106.1  |
| 3.53  | 51.2   | 232  | 132                               |  | 122                 | 52.6  | 2.64  | 59.3   |
| 0.35  | 42.8   | 54   | 39                                |  | 40                  | 74.1  | 0.90  | 105.8  |
| 14.42   | 58.8   | 679  | 327                               |  | 368                 | 54.2  | 15.48   | 52.5   |
| 2.98  | 73.1   | 453  | 225                               |  | 279                 | 61.6  | 9.64  | 72.1   |
| 0.33  | 25.9   | 77   | 41                                |  | 29                  | 37.7  | 0.78  | 42.4   |
| 37.12   | 41.3   | 1 134  | 735                               |  | 761                 | 67.1  | 30.91   | 85.4   |
| 153.95  | 83.9   | 3 911  | 2 107                             |  | 2 255               | 57.7  | 78.86   | 63.6   |
| 7.44  | 46.7   | 1 379  | 412                               |  | 394                 | 28.6  | 14.95   | 49.2   |
| 21.93   | 62.2   | 340  | 196                               |  | 196                 | 57.6  | 19.23   | 60.7   |
| 2.37  | 47.6   | 480  | 234                               |  | 235                 | 49.0  | 12.94   | 52.7   |
| 2.20  | 73.6   | 247  | 136                               |  | 146                 | 59.1  | 8.15  | 79.4   |
| 37.67   | 56.4   | 3 567  | 2 093                             |  | 1 779               | 49.9  | 78.82   | 60.9   |



续表 1 continued

| 行 业 Sector   |  | 基本建设 Capital Construction  |                                   |   |   |
|--|--|--|-----------------------------------|---|---|
|  |  | 施工项目<br>(个)<br>Projects<br>under<br>Construc-<br>-tion<br>(unit) | # 新开工<br>Starting<br>This<br>Year | 全部建成<br>投产项目<br>(个)<br>Projects<br>Completed<br>and Put<br>into Use<br>(unit) | 项目建成<br>投产率<br>(%)<br>Rate of<br>Projects<br>Completed<br>and Put in<br>to Use(%) |
| 工业   |  | 256  | 145                               | 114   | 44.5  |
| 有色金属冶炼及压延加<br>工业 Smelting and Pressing of Nonferrous Metals                          |  |  |                                   |   |   |
| 金属制品业 Metal Products   |  | 145  | 62                                | 48  | 33.1  |
| 普通机械制造业 Ordinary Machinery Manufacturing   |  | 201  | 124                               | 112   | 55.7  |
| 专用设备制造业 Special Purposes Equipment Manufacturing                                     |  | 643  | 310                               | 307   | 47.7  |
| 交通运输设备制造业 Transportation Equipment Manufacturing                                     |  | 657  | 316                               | 313   | 47.6  |
| 电气机械及器材制造业 Electric Equipment and Machinery  |  | 670  | 261                               | 227   | 33.9  |
| 电子及通信设备制造业 Electronic and Telecommunications   |  | 323  | 163                               | 161   | 49.8  |
| 电子及通信设备制造业 Electronic and Telecommunications   |  | 253  | 100                               | 90  | 35.6  |
| 仪器仪表及文化办公用<br>机械制造业 Instruments, Meters, Cultural and Official<br>Machinery          |  | 137  | 64                                | 52  | 38.0  |
| 其他制造业 Other Manufacturing  |  | 180  | 97                                | 74  | 66.3  |
| 电力、煤气及水的生产<br>和供应业 Electric Power, Gas and Water Production and<br>Supply            |  | 4 153  | 2 027                             | 1 793   | 43.2  |
| 电力、蒸汽、热水生产<br>和供应业 Electric Power, Steam and Hot Water Production<br>and Supply      |  | 2 910  | 1 407                             | 1 246   | 42.8  |
| 煤气的生产和供应业 Gas Production and Supply  |  | 258  | 116                               | 123   | 47.7  |
| 自来水的生产和供应业 Tap Water Production and Supply   |  | 985  | 504                               | 424   | 43.0  |
| 建筑业  |  | 1 692  | 903                               | 784   | 46.3  |
| 土木工程建筑业  |  | 1 502  | 811                               | 699   | 46.5  |
| 线路、管道和设备安装业  |  | 135  | 51                                | 52  | 38.5  |
| 建筑物的装修装饰业  |  | 55   | 41                                | 33  | 60.0  |
| 地质勘查、水利管理业 Geological Prospecting and Water Conservancy                              |  | 1 917  | 819                               | 856   | 44.7  |
| 地质勘查业 Geological Prospecting   |  | 44   | 13                                | 22  | 50.0  |
| 水利管理业 Water Conservancy  |  | 1 387  | 632                               | 651   | 46.9  |
| 交通运输、仓储及邮电<br>通信业 Transportation, Storage, Post and Telecommuni-<br>cations Services |  | 6 257  | 3 543                             | 3 363   | 53.7  |
| 铁路运输业 Railways   |  | 323  | 146                               | 139   | 43.0  |
| 公路运输业 Highways   |  | 1 404  | 728                               | 712   | 50.7  |
| 管道运输业 Pipelines  |  | 19   | 11                                | 13  | 68.4  |
| 水上运输业 Waterways  |  | 209  | 79                                | 76  | 36.4  |
| 航空运输业 Airways  |  | 102  | 44                                | 29  | 28.4  |
| 交通运输辅助业 Subsidiary Transportation  |  | 1 158  | 680                               | 650   | 56.1  |
| 其他交通运输业 Other Transportation   |  | 192  | 100                               | 83  | 43.2  |
| 仓储业 Storage  |  | 569  | 293                               | 296   | 52.0  |
| 邮电通信业 Post and Telecommunications Services   |  | 2 281  | 1 462                             | 1 365   | 59.8  |
| 批发和零售贸易餐饮业 Wholesale, Retail Trade and Food Services                                 |  | 10 050   | 6 313                             | 6 379   | 63.5  |
| 食品饮料烟草和家庭用<br>品批发业 Wholesale Food, Drink, Tobacco and Household<br>Articles          |  | 3 351  | 2 100                             | 2 048   | 61.1  |
| 能源材料和机械电子设<br>备 Wholesale Energy, Materials and Electronic                           |  |  |                                   |   |   |

续表 2 continued

|   |  | 更新改造 Technical Updates and Transformation                      |   |       |   |   |  |
|---|--|--|---|-------|---|---|--|
| 新增<br>固定资产<br>(亿元)<br>Newly<br>Increased<br>Fixed Assets<br>(100 000 000<br>yuan) | 固定资产<br>交付使用率<br>(%)<br>Rate of Newly<br>Increased<br>Fixed Assets<br>to Investment<br>(%) | 施工项目<br>(个)<br>Project<br>under<br>Construc-<br>tion<br>(unit) | 全部建成<br>投产项目<br>(个)<br>Projects<br>Completed<br>and Put<br>into Use<br>(unit) |       | 项目建成<br>投产率<br>(%)<br>Rate of<br>Projects<br>Completed<br>and Put into<br>Use (%) | 新增<br>固定资产<br>(亿元)<br>Newly<br>Increased<br>Fixed Assets<br>(100 000 000<br>yuan) | 固定资产<br>交付使用率<br>(%)<br>Rate of Newly<br>Increased<br>Fixed Assets<br>to Investment<br>(%) |
|   |  |  | # 新开工<br>Starting<br>This<br>Year   |       |   |   |  |
| 81.91   | 67.5   | 3 527  | 2 308   | 2 027 | 57.5  | 108.05  | 60.9   |
| 39.95   | 83.1   | 1 138  | 633   | 629   | 55.3  | 26.76   | 67.1   |
| 5.37  | 53.2   | 558  | 283   | 297   | 53.2  | 11.58   | 76.6   |
| 12.00   | 67.3   | 2 901  | 873   | 917   | 31.6  | 53.56   | 62.4   |
| 13.64   | 78.3   | 2 151  | 820   | 906   | 42.1  | 33.31   | 67.4   |
| 35.02   | 47.3   | 2 732  | 1 044   | 958   | 35.1  | 65.83   | 60.4   |
| 9.03  | 68.0   | 1 131  | 450   | 463   | 40.9  | 31.77   | 71.4   |
| 42.77   | 101.3  | 739  | 267   | 256   | 34.6  | 37.86   | 79.7   |
| 3.70  | 75.3   | 375  | 131   | 141   | 37.6  | 6.71  | 66.4   |
| 4.52  | 53.4   | 339  | 186   | 169   | 115.7   | 6.67  | 90.4   |
| 452.20  | 58.8   | 4 463  | 2 910   | 2 917 | 65.4  | 68.59   | 69.1   |
| 383.32  | 56.8   | 3 608  | 2 400   | 2 430 | 67.4  | 48.52   | 66.0   |
| 34.53   | 101.6  | 290  | 128   | 111   | 38.3  | 8.72  | 78.8   |
| 34.35   | 57.7   | 565  | 382   | 376   | 66.5  | 11.35   | 77.0   |
| 62.17   | 54.0   | 786  | 462   | 460   | 58.5  | 27.27   | 82.7   |
| 58.68   | 53.8   | 680  | 398   | 397   | 58.4  | 25.78   | 84.2   |
| 2.64  | 55.4   | 88   | 50  | 51    | 58.0  | 1.36  | 71.0   |
| 0.85  | 73.8   | 18   | 14  | 12    | 66.7  | 0.13  | 28.8   |
| 54.01   | 54.9   | 323  | 204   | 212   | 65.6  | 4.28  | 60.8   |
| 0.78  | 77.5   | 103  | 80  | 64    | 62.1  | 1.02  | 78.3   |
| 42.36   | 51.9   | 152  | 79  | 101   | 66.4  | 2.44  | 53.0   |
| 491.22  | 54.5   | 9 268  | 6 617   | 6 270 | 67.7  | 285.30  | 78.9   |
| 118.12  | 37.2   | 4 775  | 3 382   | 3 084 | 64.6  | 35.64   | 63.3   |
| 62.26   | 39.4   | 485  | 287   | 273   | 56.3  | 13.41   | 50.8   |
| 0.21  | 67.3   | 76   | 45  | 60    | 78.9  | 1.27  | 82.5   |
| 52.39   | 86.1   | 303  | 212   | 233   | 76.9  | 9.53  | 83.7   |
| 63.42   | 63.7   | 47   | 37  | 33    | 70.2  | 19.58   | 95.4   |
| 82.96   | 85.4   | 646  | 469   | 469   | 72.6  | 16.60   | 73.1   |
| 9.99  | 56.3   | 38   | 20  | 17    | 44.7  | 0.33  | 72.4   |
| 10.87   | 71.8   | 186  | 93  | 122   | 65.6  | 2.59  | 77.8   |
| 90.99   | 67.5   | 2 712  | 2 072   | 1 979 | 73.0  | 186.35  | 85.2   |
| 124.63  | 61.3   | 2 601  | 1 497   | 1 686 | 64.8  | 36.62   | 55.9   |
| 39.18   | 65.5   | 911  | 548   | 626   | 68.7  | 10.46   | 68.4   |

续表 3 continued

| 行 业 Sector        |   | 基本建设 Capital Construction                                       |                                   |   |   |
|-------------------|---|---|-----------------------------------|---|---|
|                   |   | 施工项目<br>(个)<br>Projects<br>under<br>Construc-<br>tion<br>(unit) | # 新开工<br>Starting<br>This<br>Year | 全部建成<br>投产项目<br>(个)<br>Projects<br>Completed<br>and Put<br>into Use<br>(unit) | 项目建成<br>投产率<br>(%)<br>Rate of<br>Projects<br>Completed<br>and Put in<br>to Use(%) |
| 备批发业              | Equipment   | 1 815   | 1 152                             | 1 148   | 63.3  |
| 其他批发业             | Other Wholesale                                       | 450   | 268                               | 245   | 54.4  |
| 零售业               | Retail  | 4 067   | 2 552                             | 2 720   | 66.9  |
| 商业经纪与代理业          | Commercial Management and Agencies                    | 72  | 45                                | 33  | 45.8  |
| 餐饮业               | Food Service  | 295   | 196                               | 185   | 62.7  |
| <b>金融、保险业</b>     | <b>Banking and Insurance</b>                          | <b>4 250</b>  | <b>2 679</b>                      | <b>2 557</b>  | <b>60.2</b>   |
| 金融业               | Banking   | 3 765   | 2 336                             | 2 251   | 59.8  |
| 保险业               | Insurance   | 485   | 343                               | 306   | 63.1  |
| <b>房地产业</b>       | <b>Real Estate Management</b>                         | <b>1 363</b>  | <b>816</b>                        | <b>663</b>  | <b>48.6</b>   |
| 房地产开发与经营业         | Real Estate Development and Management                | 692   | 407                               | 275   | 39.7  |
| 房地产管理业            | Manage Real Estate Management                         | 625   | 381                               | 362   | 57.9  |
| 房地产代理与经纪业         | Real Estate Management and Agencies                   | 46  | 28                                | 26  | 56.5  |
| <b>社会服务业</b>      | <b>Social Services</b>                                | <b>4 190</b>  | <b>2 458</b>                      | <b>2 182</b>  | <b>52.1</b>   |
| 公共服务业             | Public Services                                       | 2 130   | 1 294                             | 1 117   | 52.4  |
| 居民服务业             | Residential Services                                  | 176   | 116                               | 108   | 61.4  |
| 旅馆业               | Hotels  | 1 299   | 673                               | 644   | 49.6  |
| 租赁服务业             | Rentals   | 22  | 17                                | 14  | 63.6  |
| 旅游业               | Tourism   | 78  | 51                                | 32  | 41.0  |
| 娱乐服务业             | Recreational Services                                 | 156   | 101                               | 73  | 46.8  |
| 信息、咨询服务业          | Information and Consultancy Services                  | 54  | 23                                | 25  | 46.3  |
| 计算机应用服务业          | Computer Supply Services                              | 12  | 4                                 | 3   | 25.0  |
| 其他社会服务业           | Other Social Services                                 | 263   | 179                               | 166   | 63.1  |
| <b>卫生体育和社会福利业</b> | <b>Health Care, Sports and Social Welfare</b>         | <b>5 219</b>  | <b>2 863</b>                      | <b>2 936</b>  | <b>56.3</b>   |
| 卫生                | Health Care   | 4 383   | 2 399                             | 2 529   | 57.7  |
| 体育                | Sports  | 339   | 169                               | 141   | 41.6  |
| 社会福利保障业           | Social Welfare  | 497   | 295                               | 266   | 53.5  |
| <b>教育、文化艺术和广播</b> | <b>Education, Culture and Arts, Radio, Film and</b>   |   |                                   |   |   |
| <b>电影电视业</b>      | <b>Television</b>                                     | <b>15 248</b>   | <b>8 806</b>                      | <b>9 091</b>  | <b>59.6</b>   |
| 教育                | Education   | 13 389  | 7 829                             | 8 150   | 60.9  |
| 文化艺术业             | Culture and Arts                                      | 1 034   | 497                               | 471   | 45.6  |
| 广播、电影、电视业         | Radio, Film and Television                            | 825   | 480                               | 470   | 57.0  |
| <b>科学研究和综合技术服</b> | <b>Scientific Research and Polytechnical Services</b> |   |                                   |   |   |
| <b>务业</b>         |   | <b>1 645</b>  | <b>747</b>                        | <b>708</b>  | <b>43.0</b>   |
| 科学研究业             | Scientific Research                                   | 808   | 250                               | 232   | 28.7  |
| 综合技术服务业           | Polytechnical Services                                | 837   | 497                               | 476   | 56.9  |
| <b>国家机关、政党机关和</b> | <b>Government Agencies, Party Agencies and Social</b> |   |                                   |   |   |
| <b>社会团体</b>       | <b>Organizations</b>                                  | <b>20 318</b>   | <b>12 951</b>                     | <b>12 744</b>   | <b>62.7</b>   |
| # 国家机关            | Government Agencies and Party                         | 19 010  | 12 136                            | 12 007  | 63.2  |
| 政党机关              | Agencies  | 872   | 544                               | 485   | 55.6  |
| 其他行业              | Other Sectors   | 1 103   | 661                               | 606   | 54.9  |

续表 4 continued

|   |  | 更新改造 Technical Updates and Transformation              |                                   |   |   |   |  |
|---|--|--|-----------------------------------|---|---|---|--|
| 新增<br>固定资产<br>(亿元)<br>Newly<br>Increased<br>Fixed Assets<br>(100 000 000<br>yuan) | 固定资产<br>交付使用率<br>(%)<br>Rate of Newly<br>Increased<br>Fixed Assets<br>to Investment<br>(%) | 施工项目   |                                   | 全部建成<br>投产项目<br>(个)<br>Projects<br>Completed<br>and Put<br>into Use<br>(unit) | 项目建成<br>投产率<br>(%)<br>Rate of<br>Projects<br>Completed<br>and Put into<br>Use (%) | 新增<br>固定资产<br>(亿元)<br>Newly<br>Increased<br>Fixed Assets<br>(100 000 000<br>yuan) | 固定资产<br>交付使用率<br>(%)<br>Rate of Newly<br>Increased<br>Fixed Assets<br>to Investment<br>(%) |
|   |  | (个)<br>Project<br>under<br>Construc-<br>tion<br>(unit) | # 新开工<br>Starting<br>This<br>Year |   |   |   |  |
| 21.97   | 69.2   | 531  | 295                               | 336   | 63.3  | 6.56  | 66.7   |
| 4.12  | 48.0   | 65   | 28                                | 40  | 61.5  | 0.88  | 113.2  |
| 54.52   | 58.2   | 983  | 553                               | 616   | 62.7  | 17.57   | 47.8   |
| 1.31  | 46.3   | 6  | 4                                 | 4   | 66.7  | 0.04  | 66.2   |
| 3.53  | 51.9   | 105  | 69                                | 64  | 61.0  | 1.13  | 40.4   |
| 42.93   | 64.4   | 321  | 171                               | 211   | 65.7  | 2.82  | 75.7   |
| 38.13   | 62.6   | 299  | 160                               | 197   | 65.9  | 2.70  | 77.5   |
| 4.80  | 82.7   | 22   | 11                                | 14  | 63.6  | 0.13  | 51.3   |
| 65.41   | 46.4   | 910  | 552                               | 360   | 39.6  | 18.31   | 54.2   |
| 50.29   | 44.6   | 387  | 212                               | 117   | 30.2  | 10.46   | 51.5   |
| 14.44   | 53.3   | 521  | 338                               | 242   | 46.4  | 7.82  | 58.2   |
| 0.68  | 62.1   | 2  | 2                                 | 1   | 50.0  | 0.04  | 96.7   |
| 172.16  | 57.1   | 1 908  | 1 226                             | 1 212   | 63.5  | 51.72   | 65.7   |
| 109.55  | 53.3   | 1 526  | 994                               | 992   | 65.0  | 45.22   | 70.3   |
| 1.71  | 64.5   | 27   | 16                                | 16  | 59.3  | 0.21  | 57.3   |
| 49.59   | 80.8   | 269  | 156                               | 151   | 56.1  | 5.02  | 42.8   |
| 0.15  | 32.4   | 1  | 1                                 | 1   | 100.0   | 0.01  | 100.0  |
| 0.88  | 24.9   | 40   | 29                                | 30  | 75.0  | 0.54  | 63.4   |
| 4.67  | 36.1   | 10   | 9                                 | 5   | 50.0  | 0.09  | 57.5   |
| 0.52  | 16.7   | 7  | 6                                 | 3   | 42.9  | 0.10  | 71.9   |
| 0.27  | 33.5   | 3  | 1                                 | 1   | 33.3  | 0.06  | 34.4   |
| 4.80  | 42.1   | 25   | 14                                | 13  | 52.0  | 0.47  | 50.0   |
| 42.14   | 63.6   | 434  | 234                               | 264   | 60.8  | 4.21  | 69.7   |
| 34.97   | 72.4   | 380  | 208                               | 234   | 61.6  | 3.77  | 77.2   |
| 4.32  | 33.2   | 31   | 12                                | 14  | 45.2  | 0.22  | 24.1   |
| 2.84  | 58.2   | 23   | 16                                | 16  | 69.6  | 0.22  | 88.9   |
| 148.84  | 72.8   | 1 162  | 576                               | 611   | 52.6  | 5.40  | 57.6   |
| 130.79  | 78.0   | 1 005  | 503                               | 528   | 52.5  | 3.50  | 70.0   |
| 9.18  | 44.6   | 78   | 38                                | 42  | 53.8  | 0.84  | 34.4   |
| 8.88  | 55.2   | 79   | 35                                | 41  | 51.9  | 1.06  | 54.6   |
| 27.19   | 55.9   | 189  | 91                                | 104   | 55.0  | 1.89  | 59.4   |
| 18.36   | 54.1   | 142  | 69                                | 78  | 54.9  | 1.52  | 56.5   |
| 8.84  | 60.1   | 47   | 22                                | 26  | 55.3  | 0.36  | 76.1   |
| 195.29  | 64.8   | 1 075  | 640                               | 717   | 66.7  | 14.63   | 69.0   |
| 182.32  | 65.0   | 1 034  | 616                               | 694   | 67.1  | 14.38   | 69.5   |
| 8.54  | 63.6   | 25   | 16                                | 14  | 56.0  | 0.12  | 34.9   |
| 63.81   | 54.7   | 294  | 183                               | 155   | 52.7  | 8.58  | 54.6   |

5-19 各地区基本建设和更新改造施工、  
投产项目个数和新增固定资产  
(1993年)

| 地 区<br>Region                    | 基 本 建 设<br>Capital Construction                              |                                  |   |  |   |
|----------------------------------|--|----------------------------------|---|--|---|
|                                  | 施 工 项 目<br>(个)<br>Project<br>under<br>Construction<br>(unit) | # 新 开 工<br>Starting<br>This Year | 全 部 建 成<br>投 产 项 目<br>(个)<br>Projects<br>Completed<br>and Put<br>into Use<br>(unit) | 项 目 建 成<br>投 产 率<br>(%)<br>Rate of<br>Projects<br>Completed<br>and Put into<br>Use (%) | 新 增<br>固 定 资 产<br>(亿元)<br>Newly<br>Increased<br>Fixed Assets<br>(100 000 000<br>yuan) |
| 全 国 National                     | 90 954   | 52 853                           | 51 886  | 57.0   | 2 758.93  |
| 北 京 Beijing                      | 1 207  | 383                              | 321   | 26.6   | 80.55   |
| 天 津 Tianjin                      | 528  | 293                              | 272   | 51.5   | 36.80   |
| 河 北 Hebei                        | 4 246  | 2 646                            | 2 552   | 60.1   | 121.55  |
| 山 西 Shanxi                       | 1 842  | 841                              | 777   | 42.2   | 57.95   |
| 内 蒙 古 Inner Mongolia             | 2 299  | 1 389                            | 1 364   | 59.3   | 60.04   |
| 辽 宁 Liaoning                     | 2 726  | 1 393                            | 1 489   | 54.6   | 162.41  |
| 吉 林 Jilin                        | 1 711  | 1 252                            | 1 065   | 62.2   | 53.15   |
| 黑 龙 江 Heilongjiang               | 2 498  | 1 790                            | 1 585   | 63.5   | 107.40  |
| 上 海 Shanghai                     | 1 033  | 386                              | 374   | 36.2   | 197.37  |
| 江 苏 Jiangsu                      | 3 843  | 2 260                            | 2 399   | 62.4   | 154.33  |
| 浙 江 Zhejiang                     | 5 765  | 3 402                            | 3 237   | 56.1   | 75.45   |
| 安 徽 Anhui                        | 2 671  | 1 507                            | 1 447   | 54.2   | 42.90   |
| 福 建 Fujian                       | 3 186  | 1 779                            | 1 568   | 49.2   | 51.98   |
| 江 西 Jiangxi                      | 2 525  | 1 435                            | 1 465   | 58.0   | 33.51   |
| 山 东 Shandong                     | 4 366  | 2 680                            | 2 267   | 51.9   | 174.84  |
| 河 南 Henan                        | 3 603  | 2 352                            | 2 315   | 64.3   | 105.41  |
| 湖 北 Hubei                        | 5 323  | 3 102                            | 3 433   | 64.5   | 121.46  |
| 湖 南 Hunan                        | 5 612  | 3 188                            | 3 186   | 56.8   | 69.14   |
| 广 东 Guangdong                    | 4 558  | 2 359                            | 2 160   | 47.4   | 274.80  |
| 广 西 Guangxi                      | 4 735  | 2 750                            | 2 787   | 58.9   | 58.69   |
| 海 南 Hainan                       | 1 167  | 707                              | 723   | 62.0   | 37.87   |
| 四 川 Sichuan                      | 7 723  | 4 038                            | 4 424   | 57.3   | 135.92  |
| 贵 州 Guizhou                      | 3 012  | 1 801                            | 1 724   | 57.2   | 36.33   |
| 云 南 Yunnan                       | 4 494  | 2 574                            | 2 970   | 66.1   | 74.78   |
| 西 藏 Tibet                        | 828  | 708                              | 692   | 83.6   | 10.80   |
| 陕 西 Shaanxi                      | 2 858  | 1 605                            | 1 446   | 50.6   | 50.16   |
| 甘 肃 Gansu                        | 1 734  | 972                              | 874   | 50.4   | 20.89   |
| 青 海 Qinghai                      | 860  | 613                              | 548   | 63.7   | 19.71   |
| 宁 夏 Ningxia                      | 701  | 446                              | 448   | 63.9   | 15.53   |
| 新 疆 Xinjiang                     | 3 230  | 2 184                            | 1 971   | 61.0   | 90.57   |
| 不 分 地 区 Non-Region<br>Classified | 70   | 18                               | 3   | 4.3  | 226.62  |

CAPITAL CONSTRUCTION AND TECHNICAL UPDATES AND  
TRANSFORMATION PROJECTS AND NEWLY INCREASED FIXED  
ASSETS OF STATE-OWNED UNITS BY REGION (1993)

| 固定资产<br>交付使用率<br>(%)<br>Rate of Newly<br>Increased<br>Fixed Assets<br>to Investment<br>(%) | 更新改造  |                                   | Technical Updation and Transformation   |   |   |  |
|--|---|-----------------------------------|---|---|---|--|
|  | 施工项目<br>(个)<br>Project<br>under<br>Construction<br>(unit) | # 新开工<br>Starting<br>This<br>Year | 全部建成<br>投产项目<br>(个)<br>Projects<br>Completed<br>and Put<br>into Use<br>(unit) | 项目建成<br>投产率<br>(%)<br>Rate of<br>Projects<br>Completed<br>and Put into<br>Use (%) | 新增<br>固定资产<br>(亿元)<br>Newly<br>Increased<br>Fixed Assets<br>(100 000 000<br>yuan) | 固定资产<br>交付使用率<br>(%)<br>Rate of Newly<br>Increased<br>Fixed Assets<br>to Investment<br>(%) |
| 59.8   | 64 670  | 36 327                            | 35 932  | 55.6  | 1 531.93  | 69.8   |
| 46.7   | 2 483   | 1 545                             | 1 328   | 53.5  | 68.70   | 56.4   |
| 48.6   | 1 404   | 871                               | 714   | 50.9  | 45.70   | 70.7   |
| 74.2   | 2 460   | 1 408                             | 1 453   | 59.1  | 86.65   | 81.5   |
| 51.1   | 1 988   | 1 141                             | 1 125   | 56.6  | 31.49   | 60.1   |
| 48.9   | 1 415   | 928                               | 776   | 54.8  | 28.28   | 69.3   |
| 60.3   | 3 586   | 2 301                             | 2 301   | 64.2  | 126.96  | 71.7   |
| 48.3   | 989   | 604                               | 613   | 62.0  | 33.74   | 71.1   |
| 71.0   | 1 361   | 919                               | 890   | 65.4  | 35.19   | 68.5   |
| 73.6   | 4 075   | 2 188                             | 2 303   | 56.5  | 138.42  | 62.9   |
| 75.0   | 4 478   | 2 793                             | 2 933   | 65.5  | 109.44  | 75.2   |
| 54.9   | 2 777   | 1 554                             | 1 667   | 60.0  | 57.87   | 76.0   |
| 50.7   | 1 865   | 999                               | 1 008   | 54.0  | 39.11   | 63.2   |
| 44.0   | 1 488   | 716                               | 804   | 54.0  | 35.26   | 73.5   |
| 53.0   | 1 594   | 849                               | 877   | 55.0  | 29.22   | 63.2   |
| 73.2   | 3 349   | 2 129                             | 2 023   | 60.4  | 96.25   | 74.2   |
| 69.0   | 2 972   | 1 428                             | 1 507   | 50.7  | 61.86   | 73.5   |
| 69.3   | 2 050   | 1 067                             | 1 223   | 59.7  | 54.57   | 69.5   |
| 60.6   | 1 993   | 977                               | 1 030   | 51.7  | 45.07   | 73.0   |
| 51.4   | 3 878   | 1 906                             | 2 113   | 54.5  | 127.32  | 69.2   |
| 53.4   | 2 204   | 1 236                             | 1 318   | 59.8  | 37.22   | 70.5   |
| 42.4   | 7   |                                   |   |   | 6.36  | 68.6   |
| 61.3   | 4 937   | 1 922                             | 2 016   | 40.8  | 75.42   | 66.2   |
| 82.5   | 1 200   | 620                               | 656   | 54.7  | 16.71   | 65.1   |
| 72.4   | 3 786   | 2 273                             | 1 816   | 48.0  | 42.38   | 76.9   |
| 66.7   | 12  | 11                                | 5   | 41.7  | 0.37  | 62.9   |
| 57.8   | 1 832   | 913                               | 882   | 48.1  | 36.31   | 66.7   |
| 48.7   | 1 332   | 916                               | 523   | 39.3  | 16.62   | 68.1   |
| 68.3   | 213   | 131                               | 115   | 54.0  | 3.08  | 61.0   |
| 83.6   | 586   | 366                               | 317   | 54.1  | 9.43  | 83.5   |
| 62.5   | 2 321   | 1 597                             | 1 572   | 67.7  | 30.63   | 81.9   |
| 51.9   | 35  | 19                                | 24  | 68.6  | 6.30  | 72.2   |

5-20 大中型工业企业更新改造项目个数、投资和新增固定资产  
(1993年)

| 行 业<br>Sector        | 企业个数               | 施工项目                                    |
|----------------------|--------------------|---|
|                      | (个)<br>Enterprises | (个)<br>Project<br>under<br>Construction |
| <b>工业</b>            | <b>9 273</b>       | <b>28 742</b>                           |
| <b>采掘业</b>           | <b>372</b>         | <b>3 215</b>                            |
| 煤炭采选业                | 127                | 1 587                                   |
| 石油和天然气开采业            | 18                 | 149                                     |
| 黑色金属矿采选业             | 19                 | 110                                     |
| 有色金属矿采选业             | 101                | 1 146                                   |
| 非金属矿采选业              | 75                 | 174                                     |
| 其他矿采选业               |                    |   |
| 木材及竹材采运业             | 32                 | 49                                      |
| <b>制造业</b>           | <b>8 406</b>       | <b>22 170</b>                           |
| 食品加工业                | 293                | 515                                     |
| 食品制造业                | 164                | 257                                     |
| 饮料制造业                | 349                | 605                                     |
| 烟草加工业                | 130                | 383                                     |
| 纺织业                  | 978                | 1 625                                   |
| 服装及纤维制品制造业           | 23                 | 43                                      |
| 皮革毛皮羽绒及制品业           | 46                 | 48                                      |
| 木材加工竹藤棕草制品业          | 34                 | 84                                      |
| 家具制造业                | 10                 | 12                                      |
| 造纸及纸制品业              | 251                | 347                                     |
| 印刷业记录媒介的复制           | 95                 | 86                                      |
| 文教体育用品制造业            | 17                 | 29                                      |
| 石油加工及炼焦业             | 75                 | 1 090                                   |
| 化学原料及制品制造业           | 878                | 2 543                                   |
| 医药制造业                | 258                | 444                                     |
| 化学纤维制造业              | 121                | 290                                     |
| 橡胶制品业                | 167                | 372                                     |
| 塑料制品业                | 88                 | 123                                     |
| 非金属矿物制品业             | 661                | 1 673                                   |
| 黑色金属冶炼及压延加工业         | 338                | 3 260                                   |
| 有色金属冶炼及压延加工业         | 201                | 965                                     |
| 金属制品业                | 160                | 248                                     |
| 普通机械制造业              | 875                | 2 133                                   |
| 专用设备制造业              | 617                | 1 267                                   |
| 交通运输设备制造业            | 691                | 2 201                                   |
| 电气机械及器材制造业           | 395                | 722                                     |
| 电子及通信设备制造业           | 335                | 541                                     |
| 仪器仪表及文化办公用机械制造业      | 143                | 248                                     |
| 其他制造业                | 89                 | 279                                     |
| <b>电力、煤气及水的生产供应业</b> | <b>495</b>         | <b>3 357</b>                            |
| 电力蒸汽热水生产供应业          | 375                | 2 893                                   |
| 煤气的生产和供应业            | 42                 | 127                                     |
| 自来水的生产和供应业           | 78                 | 337                                     |

NUMBER OF PROJECTS, INVESTMENT AND NEWLY INCREASED FIXED ASSETS  
THROUGH TECHNICAL UPDATES AND TRANSFORMATION PROJECTS OF  
STATE-OWNED LARGE AND MEDIUM INDUSTRIAL ENTERPRISES BY BRANCH (1993)

| 全部建成<br>投产项目<br>(个)<br>Projects<br>Completed and<br>Put into Use | 项目建成<br>投产率<br>(%)<br>Rate of Projects<br>Completed and<br>Put into Use<br>(%) | 投资额<br>Investment                          |                                | 新增<br>固定资产<br>(亿元)<br>Newly Increased<br>Fixed Assets<br>(100 000 000yuan) | 固定资产<br>交付使用率<br>(%)<br>Rate of Newly<br>Increased Fixed<br>Assets to<br>Investment (%) |
|--|--|--|--------------------------------|--|---|
|  |  | 绝对数<br>(亿元)<br>Value (100 000<br>000 yuan) | 比重<br>(全国总计=100)<br>Percentage |  |   |
| 14 075   | 49.0   | 1 218.66                                   | 100.0                          | 822.08   | 67.5  |
| 1 329  | 41.3   | 127.01                                     | 10.4                           | 99.44  | 78.3  |
| 812  | 51.2   | 58.78                                      | 4.8                            | 44.03  | 74.9  |
| 74   | 49.7   | 47.46                                      | 3.9                            | 42.01  | 88.5  |
| 72   | 65.5   | 4.20                                       | 0.3                            | 3.57   | 85.0  |
| 229  | 20.0   | 8.94                                       | 0.7                            | 4.75   | 53.2  |
| 107  | 61.5   | 5.61                                       | 0.5                            | 3.24   | 57.9  |
| 35   | 71.4   | 2.04                                       | 0.2                            | 1.84   | 90.4  |
| 10 457   | 47.2   | 1 018.66                                   | 83.6                           | 671.62   | 65.9  |
| 376  | 73.0   | 22.66                                      | 1.9                            | 18.69  | 82.5  |
| 168  | 65.4   | 9.76                                       | 0.8                            | 9.18   | 94.1  |
| 328  | 54.2   | 38.22                                      | 3.1                            | 24.90  | 65.2  |
| 152  | 39.7   | 33.89                                      | 2.8                            | 20.88  | 61.6  |
| 914  | 56.2   | 93.39                                      | 7.7                            | 82.32  | 88.1  |
| 24   | 55.8   | 0.75                                       | 0.1                            | 0.72   | 95.9  |
| 30   | 62.5   | 2.62                                       | 0.2                            | 3.22   | 123.1   |
| 29   | 34.5   | 1.06                                       | 0.1                            | 0.72   | 67.7  |
| 9  | 75.0   | 0.26                                       |                                | 0.29   | 114.2   |
| 150  | 43.2   | 22.43                                      | 1.8                            | 10.20  | 45.5  |
| 50   | 58.1   | 7.24                                       | 0.6                            | 4.83   | 66.8  |
| 16   | 55.2   | 0.97                                       | 0.1                            | 0.41   | 41.8  |
| 737  | 67.6   | 34.47                                      | 2.8                            | 29.89  | 86.7  |
| 1 458  | 57.3   | 95.12                                      | 7.8                            | 57.37  | 60.3  |
| 183  | 41.2   | 20.29                                      | 1.7                            | 9.20   | 45.3  |
| 164  | 56.6   | 28.42                                      | 2.3                            | 16.49  | 58.0  |
| 170  | 45.7   | 22.02                                      | 1.8                            | 11.37  | 51.6  |
| 69   | 56.1   | 6.65                                       | 0.5                            | 5.33   | 80.1  |
| 682  | 40.8   | 71.52                                      | 5.9                            | 40.02  | 56.0  |
| 1 864  | 57.2   | 170.22                                     | 14.0                           | 104.37   | 61.3  |
| 528  | 54.7   | 33.70                                      | 2.8                            | 23.31  | 69.2  |
| 104  | 41.9   | 9.86                                       | 0.8                            | 6.79   | 68.9  |
| 535  | 25.1   | 72.15                                      | 5.9                            | 42.78  | 59.3  |
| 529  | 41.8   | 36.71                                      | 3.0                            | 24.75  | 67.4  |
| 683  | 31.0   | 97.27                                      | 8.0                            | 58.26  | 59.9  |
| 239  | 33.1   | 35.95                                      | 3.0                            | 25.38  | 70.6  |
| 168  | 31.1   | 42.43                                      | 3.5                            | 34.40  | 81.1  |
| 88   | 35.5   | 7.65                                       | 0.6                            | 5.30   | 69.2  |
| 124  | 105.8  | 12.73                                      | 1.1                            | 6.06   | 73.3  |
| 2 289  | 68.2   | 72.99                                      | 6.0                            | 51.02  | 69.9  |
| 1 977  | 68.3   | 54.49                                      | 4.5                            | 35.43  | 65.0  |
| 66   | 52.0   | 8.14                                       | 0.7                            | 6.23   | 76.5  |
| 246  | 73.0   | 10.36                                      | 0.9                            | 9.36   | 90.3  |



5-21 各地区大中型工业企业更新改造项目个数、投资和新增固定资产 (1993年)

NUMBER OF PROJECTS, INVESTMENT AND NEWLY INCREASED FIXED ASSETS THROUGH TECHNICAL UPDATES AND TRANSFORMATION PROJECTS OF STATE-OWNED LARGE AND MEDIUM INDUSTRIAL ENTERPRISES BY REGION (1993)

| 地 区                           | 企业个数<br>(个)<br>Enter-<br>prises | 施工项目<br>(个)<br>Projects<br>under<br>Construc-<br>tion | 全部建成<br>投产项目<br>(个)<br>Projects<br>Completed<br>and Put<br>into Use | 项目建成<br>投产率<br>(%)<br>Rate of<br>Projects<br>Completed<br>and Put<br>into Use | 投 资 额<br>Investment                           |                   | 新 增<br>固定资<br>产<br>(亿元)<br>Newly<br>Increased<br>Fixed<br>Assets<br>(100 000 000<br>yuan) | 固定资<br>产<br>交付使用率<br>(%)<br>Rate of<br>Newly<br>Fixed<br>Assets to<br>Investment |
|-------------------------------|---------------------------------|---|---|---|---|-------------------|---|--|
|                               |                                 |   |   |   | 绝对数<br>(亿元)<br>Value<br>(100 000 000<br>yuan) | 比 重<br>Percentage |   |  |
| 全 国 National                  | 9 273                           | 28 742  | 14 075  | 49.0  | 1 218.66                                      | 100.0             | 822.08  | 67.5   |
| 北 京 Beijing                   | 308                             | 1 219   | 645   | 52.9  | 67.83   | 5.6               | 35.09   | 51.7   |
| 天 津 Tianjin                   | 257                             | 531   | 302   | 56.9  | 28.86   | 2.4               | 21.49   | 74.5   |
| 河 北 Hebei                     | 417                             | 1 383   | 725   | 52.4  | 69.16   | 5.7               | 57.52   | 83.2   |
| 山 西 Shanxi                    | 140                             | 1 225   | 660   | 53.9  | 34.05   | 2.8               | 20.51   | 60.2   |
| 内 蒙 古 Inner Mongolia          | 140                             | 507   | 235   | 46.4  | 27.70   | 2.3               | 16.66   | 60.1   |
| 辽 宁 Liaoning                  | 640                             | 2 237   | 1 291   | 57.7  | 125.16  | 10.3              | 88.80   | 70.9   |
| 吉 林 Jilin                     | 240                             | 506   | 247   | 48.8  | 33.77   | 2.8               | 23.46   | 69.5   |
| 黑 龙 江 Heilongjiang            | 223                             | 512   | 255   | 49.8  | 32.19   | 2.6               | 20.53   | 63.8   |
| 上 海 Shanghai                  | 621                             | 1 832   | 1 038   | 56.7  | 95.79   | 7.9               | 55.47   | 57.9   |
| 江 苏 Jiangsu                   | 763                             | 2 028   | 1 188   | 58.6  | 82.71   | 6.8               | 60.33   | 72.9   |
| 浙 江 Zhejiang                  | 462                             | 1 216   | 682   | 56.1  | 38.01   | 3.1               | 30.75   | 80.9   |
| 安 徽 Anhui                     | 375                             | 1 016   | 498   | 49.0  | 43.26   | 3.5               | 25.08   | 58.0   |
| 福 建 Fujian                    | 166                             | 424   | 193   | 45.5  | 15.24   | 1.3               | 10.30   | 67.6   |
| 江 西 Jiangxi                   | 199                             | 571   | 295   | 51.7  | 29.97   | 2.5               | 19.41   | 64.8   |
| 山 东 Shandong                  | 673                             | 1 636   | 946   | 57.8  | 84.49   | 6.9               | 64.88   | 76.8   |
| 河 南 Henan                     | 514                             | 1 011   | 519   | 51.3  | 51.78   | 4.2               | 35.09   | 67.8   |
| 湖 北 Hubei                     | 366                             | 917   | 454   | 49.5  | 44.71   | 3.7               | 27.32   | 61.1   |
| 湖 南 Hunan                     | 341                             | 822   | 393   | 47.8  | 35.57   | 2.9               | 24.18   | 68.0   |
| 广 东 Guangdong                 | 558                             | 1 198   | 570   | 47.6  | 67.82   | 5.6               | 46.88   | 69.1   |
| 广 西 Guangxi                   | 295                             | 779   | 401   | 51.5  | 26.64   | 2.2               | 18.96   | 71.2   |
| 海 南 Hainan                    | 36                              | 5   |   |   | 4.75  | 0.4               | 3.15  | 66.3   |
| 四 川 Sichuan                   | 577                             | 2 718   | 810   | 29.8  | 65.79   | 5.4               | 38.28   | 58.2   |
| 贵 州 Guizhou                   | 167                             | 666   | 332   | 49.8  | 18.44   | 1.5               | 10.48   | 56.8   |
| 云 南 Yunnan                    | 212                             | 1 465   | 453   | 30.9  | 22.68   | 1.9               | 15.43   | 68.0   |
| 西 藏 Tibet                     |                                 |   |   |   |   |                   |   |  |
| 陕 西 Shaanxi                   | 274                             | 765   | 340   | 44.4  | 28.39   | 2.3               | 18.45   | 65.0   |
| 甘 肃 Gansu                     | 121                             | 874   | 245   | 28.0  | 15.29   | 1.3               | 11.22   | 73.3   |
| 青 海 Qinghai                   | 40                              | 60  | 23  | 38.3  | 3.01  | 0.2               | 1.48  | 49.2   |
| 宁 夏 Ningxia                   | 55                              | 263   | 87  | 33.1  | 6.51  | 0.5               | 5.18  | 79.6   |
| 新 疆 Xinjiang                  | 92                              | 335   | 227   | 67.8  | 17.48   | 1.4               | 14.97   | 85.6   |
| 不分地区 Non-Region<br>Classified | 1                               | 21  | 21  | 100.0   | 1.62  | 0.1               | 0.74  | 45.4   |

5-22 更新改造新增主要产品生产能力  
NEWLY INCREASED PRODUCTION CAPACITY OF STATE-OWNED UNITS  
THROUGH TECHNICAL UPDATES AND TRANSFORMATION

| 能力名称     | Item   | 1990      | 1991      | 1992      | 1993      |
|----------|--|-----------|-----------|-----------|-----------|
| 铁矿开采     | (万吨/年) Iron-Ore Mining (10 000 tn)             | 494.00    | 75.00     |           |           |
| 铁选矿:     | (万吨/年) Iron-Ore Processing (10 000 tn)         |           |           |           |           |
| 1. 处理原矿  | Processing Ores                                | 33.00     | 36.00     |           |           |
| 2. 精矿粉   | Pure Powdered Ore                              | 16.70     | 9.45      |           |           |
| 铁矿烧结     | (万吨/年) Sintering of Iron-Ores (10 000 tn)      | 401.10    | 336.33    | 804.45    | 65.00     |
| 炼焦       | (万吨/年) Coking (10 000 tn)                      | 114.10    | 74.16     |           |           |
| 炼铁       | (万吨/年) Iron Smelting (10 000 tn)               | 115.94    | 354.45    | 127.67    | 195.91    |
| 炼钢       | (万吨/年) Steelmaking (10 000 tn)                 | 148.78    | 123.73    | 347.25    | 396.35    |
| 初轧       | (万吨/年) Roughing Down (10 000 tn)               | 95.50     | 58.35     | 38.07     | 26.05     |
| 电炉铁合金    | (万吨/年) Electric Furnace Iron Alloys(10 000 tn) | 13.28     | 9.90      | 4.16      | 2.70      |
| 铜选矿:     | Copper Ore Processing                          |           |           |           |           |
| 处理原矿     | (万吨/年) Dressing Ore (10 000 tn)                | 172.65    | 37.10     | 37.66     | 58.00     |
| 铜精矿      | (吨/年) Pure Copper Ore (tn)                     | 80 294.00 | 26 408.00 | 29 300.00 | 14.50     |
| 精矿含铜     | (吨/年) Copper Content (tn)                      | 11 348.00 | 2 962.00  | 1 557.24  | 0.60      |
| 煤炭开采     | (万吨/年) Coal Mining (10 000 tn)                 | 340.72    | 164.20    | 273.29    | 360.65    |
| 天然石油开采   | (万吨/年) Petroleum Extraction (10 000 tn)        | 91.07     | 3.90      |           | 123.10    |
| 硫酸       | (万吨/年) Sulfuric Acid (10 000 tn)               | 61.13     | 46.95     | 69.52     | 36.84     |
| 纯碱       | (万吨/年) Soda Ash (10 000 tn)                    | 11.63     | 10.20     | 19.08     | 4.30      |
| 烧碱       | (万吨/年) Caustic Soda (10 000 tn)                | 27.19     | 21.36     | 32.68     | 11.05     |
| 合成氨      | (万吨/年) Synthetic Ammonia (10 000 tn)           | 148.79    | 118.37    | 90.34     | 45.40     |
| 化肥       | (万吨/年) Chemical Fertilizer (10 000 tn)         | 127.33    | 155.93    | 157.00    | 112.00    |
| 乙烯       | (吨/年) Ethylene (tn)                            | 1 200.00  | 1 400.00  | 50 000.00 | 2 360.00  |
| 塑料       | (吨/年) Plastics (tn)                            | 65 975.00 | 33 966.00 |           |           |
| 轮胎:      | (万条/年) Tires (10 000 set)                      |           |           |           |           |
| 内胎       | Inner  | 114.70    | 111.00    | 438.00    | 104.00    |
| 外胎       | Outer  | 213.80    | 424.35    | 1 526.85  | 521.30    |
| 发电机组容量   | (万千瓦) Generating Capacity (10 000 kw)          | 109.47    | 82.39     | 86.76     | 100.72    |
| # 火电     | Thermal  | 15.25     | 51.28     | 67.99     | 70.18     |
| 水电       | Hydropower                                     | 76.08     | 16.61     | 8.73      | 26.01     |
| 其他发电     | Other Power                                    | 13.91     | 13.75     | 10.04     | 4.53      |
| 汽车制造     | (辆/年) Motor Vehicle Manufacturing (unit)       | 77 530    | 105 108   | 105 700   | 292 427   |
| # 载重汽车制造 | Trucks   | 15 400    | 41 096    | 65 780    | 59 505    |
| 拖拉机制造    | (混合台/年) Tractor Manufacturing (unit)           | 14 050    | 26 000    | 96 702    | 68 500    |
| 手扶拖拉机制造  | (混合台/年) Mini-tractor Manufacturing (unit)      | 47 000    | 68 500    | 29 000    |           |
| 蒸汽锅炉     | (台/年) Steam Boilers (unit)                     | 150       | 157       | 224       | 1 748     |
| 蒸汽锅炉蒸发量  | (小时吨/年) Steam (hr. tn)                         | 300       | 3 438     | 2 407     | 152 012   |
| 电动机      | (万千瓦/年) Electric Motors (10 000 kw)            | 419.50    | 788.58    |           | 197.99    |
| 金属切削机床制造 | (台/年) Metal-Cutting Machine Tools (unit)       | 13 221    | 15 636    | 7 000     | 88 386    |
| 金属切削机床制造 | (吨/年) Metal-Cutting Machine Tools (tn)         | 64 741    | 32 891    |           |           |
| 重型机械制造   | (吨/年) Heavy Machinery (tn)                     | 76 124    | 84 566    |           |           |
| 民用船舶制造   | (吨/年) Civil Ship Manufacturing (tn)            | 537       | 59 300    |           | 37.26     |
| 民用船舶制造   | (艘/年) Civil Ship Manufacturing (vessel)        | 7         | 74        | 29        | 15        |
| 胶合板      | (万立方米/年) Plywood (10 000 cu. m)                | 5.86      | 460.94    | 2.34      | 88.96     |
| 水泥       | (万吨/年) Cement (10 000 tn)                      | 793.51    | 686.73    | 1 313.29  | 42 291.23 |

续表 1 continued

| 能力名称           | Item  | 1990      | 1991      | 1992       | 1993      |
|----------------|---|-----------|-----------|------------|-----------|
| 化学纤维           | (吨/年) Chemical Fibers (tn)  | 46 702.00 | 69 487.00 | 112 203.00 | 71 765.00 |
| 棉纺锭            | (万锭) Cotton Spindles (10 000)                                       | 116.45    | 278.39    | 61.53      | 62.61     |
| 棉布织机           | (台) Cotton Looms (unit)   | 14 545    | 9 803     | 10 134     | 7 163     |
| 印染布            | (万米/年) Printed and Dyed Cloth (10 000 m)                            | 36 420.00 | 43 260.00 | 38 366.00  | 18 159.80 |
| 毛纺锭            | (锭) Wool Spindles   | 37 526    | 39 904    | 28 969     | 5 254     |
| 机制糖            | Refined Sugar   |           |           |            |           |
| 年生产            | (万吨) Production Capacity (10 000 tn)                                | 30.20     | 78.85     | 30.13      | 25.27     |
| 日处理原料          | (吨) Raw Materials Processing (tn/day)                               | 24 369.75 | 42 121.02 | 23 700.00  | 20 128.00 |
| 卷烟             | (万箱/年) Cigarettes (10 000 case)                                     | 429.11    | 329.22    | 356.98     | 207.84    |
| 酒              | (万吨/年) Liquors (10 000 tn)  | 69.64     | 91.77     | 128.68     | 205.68    |
| 糖果             | (吨/年) Candy (tn)  | 16 240.94 | 15 218.00 | 27 915.28  | 8 760.00  |
| 奶粉             | (吨/年) Milk Powder (tn)  | 6 940.00  | 8 425.00  | 69 184.00  | 8 331.50  |
| 原盐             | (万吨/年) Raw Salt (10 000 tn)   | 61.09     | 151.34    | 78.38      | 83.34     |
| 机制纸及纸板         | (万吨/年) Machine-Made Paper and Paperboard (10000tn)                  | 51.28     | 63.65     | 66.85      | 15 138.47 |
| 肥皂             | (万箱/年) Soap (10 000 case)   | 7.91      | 1.11      | 5.93       | 2.70      |
| 合成洗涤剂          | (万吨/年) Synthetic Detergent (10 000 tn)                              | 11.01     | 8.27      | 7.42       | 5.45      |
| 制革             | (万张/年) Tanning (10 000 pcs)   | 265.83    | 115.25    | 436.74     | 896.70    |
| 皮鞋             | (万双/年) Leather Shoes (10 000 pair)                                  | 319.50    | 707.23    | 654.07     | 1 125.80  |
| 日用搪瓷           | (万件/年) Daily-use Enamelware (10 000 pcs)                            | 158.10    | 1 300.00  |            | 0.09      |
| 日用陶瓷           | (万件/年) Daily-use Ceramics (10 000 pcs)                              | 14 090.80 | 32 586.10 | 16 863.00  | 14 184.00 |
| 热水瓶            | (万个/年) Thermos Bottles (10 000)                                     | 664.00    | 1 889.00  | 500.00     | 114.00    |
| 灯泡             | (万只/年) Bulbs (10 000)   | 15 822.00 | 20 786.00 | 10 255.09  | 18 828.00 |
| 自行车            | (万辆/年) Bicycles (10 000)  | 77.30     | 67.00     | 125.60     | 141.00    |
| 缝纫机            | (万架/年) Sewing Machines (10 000)                                     | 10.63     | 4.35      | 10.91      | 7.08      |
| 手表             | (万只/年) Wristwatches (10 000)  | 281.50    | 376.50    | 250.00     | 6.00      |
| 电冰箱            | (万台/年) Refrigerators (10 000)                                       | 77.50     | 8.10      | 37.01      | 32.00     |
| 电视机            | (万台/年) Television Sets (10 000 set)                                 | 180.70    | 0.12      | 179.10     | 34.00     |
| 录音机            | (万台/年) Tape Recorders (10 000)                                      | 189.02    | 0.22      | 138.01     |           |
| 洗衣机            | (万台/年) Washing Machines (10 000)                                    |           |           | 25.00      | 23.00     |
| 新建铁路交付营业里程(公里) | New Railways Put into Operation (km)                                | 14.84     | 26.63     | 2.80       | 20.20     |
| 新(扩)建港口码头      | New or Expanded Ports   |           |           |            |           |
| 年吞吐量           | (万吨) Annual Handling Capacity (10 000 tn)                           | 390.00    | 350.00    | 320.80     | 295.10    |
| 泊位             | (个) Berths (unit)   | 52        | 24        | 24         | 13        |
| 新建公路           | (公里) New Highways (km)  | 187.32    | 88.45     | 223.40     | 141.32    |
| 改建公路           | (公里) Reconstructed Highways (km)                                    | 881.89    | 859.52    | 1 080.19   | 1 590.86  |
| 市内电话交换机        | (万门) Urban Telephone Switchboards (10 000)                          | 115.17    | 157.84    | 279.00     | 821.33    |
| 商业石油库          | (万立方米) Commercial Petroleum Storage (10 000 cu. m)                  | 20.24     | 18.23     | 15.79      | 338.32    |
| 物资储备石油库        | (万立方米) Petroleum Tanks in Materials Warehouse System (10 000 cu. m) | 15.26     | 4.45      | 3.75       | 1.80      |
| 商业冷藏库          | (万吨) Commercial Freezer Storage (10 000 tn)                         | 3.26      | 3.15      | 18.66      | 301.36    |
| 粮食仓库           | (万平方米) Grain Storage (10 000 sq. m)                                 | 24.35     | 26.73     | 18.55      | 10.70     |
| 粮食仓库           | (万公斤) Grain Storage (10 000 kg)                                     | 77 692.78 | 73 766.75 | 40 794.00  | 30 570.45 |
| 商业饮食服务         | Commercial Food Services  |           |           |            |           |
| 网点             | (处) Units (unit)  | 956       | 1 110     | 1 139      | 912       |
| 网点面积           | (万平方米) Areas (10 000 sq. m)   | 126.80    | 94.12     | 136.45     | 147.45    |
| 大专院校学生席位(个)    | Student Seats of Universities and Colleges                          | 400       | 1 050     | 550        | 2 540     |
| 医院病床床位         | (个) Hospital Beds   | 7 685     | 9 526     | 6 112      | 5 468     |
| 自来水供水能力        | (万吨/日) Tap Water Supply (10 000 tn/day)                             | 245.83    | 143.80    | 135.65     | 256.17    |

5-23 按用途分的更新改造投资和房屋建筑面积  
 TECHNICAL UPDATES AND TRANSFORMATION INVESTMENT OF STATE-OWNED UNITS  
 FOR CONSTRUCTION AND FLOOR SPACE IN BUILDINGS

| 年份<br>Year | 按用途分的更新改造投资 (亿元)<br>Technical Updated and Transformation Investment<br>(100 000 000 yuan) |                           |                                      |  |   |   |             | 房屋建筑面积 (万平方米)<br>Floor Space of Buildings<br>(10 000 sq. m) |                                      |                   |                                      |
|------------|---|---------------------------|--------------------------------------|--|---|---|-------------|---|--------------------------------------|-------------------|--------------------------------------|
|            | 增 产<br>Increasing<br>Production   | 节约能源<br>Energy<br>Savings | 其他节约<br>Other<br>Savings<br>Measures | 增加品种<br>Increasing<br>Product<br>Variety | 提 高 产<br>品 质 量<br>Improving<br>Product<br>Quality | 三废治理<br>Environ-<br>mental<br>Protec-<br>tion | 其他<br>Other | 施工面积<br>Under<br>Construc-<br>tion                          | # 住 宅<br>Residen-<br>tial<br>Housing | 竣工面积<br>Completed | # 住 宅<br>Residen-<br>tial<br>Housing |
| 1985       | 160.35  | 17.37                     | 1.50                                 | 61.30                                    | 26.58   | 9.08  | 104.52      | 8 784.45  | 2 447.56                             | 4 596.04          | 1 434.01                             |
| 1986       | 211.20  | 22.75                     | 2.10                                 | 97.88                                    | 39.16   | 11.78   | 129.63      | 10 515.85   | 3 591.34                             | 5 741.57          | 2 070.70                             |
| 1987       | 273.25  | 25.90                     | 1.93                                 | 108.61                                   | 42.82   | 14.33   | 155.70      | 12 318.43   | 4 398.89                             | 6 330.23          | 2 328.10                             |
| 1988       | 394.78  | 30.55                     | 2.93                                 | 140.12                                   | 48.38   | 16.79   | 184.98      | 13 963.02   | 4 820.65                             | 6 930.15          | 2 467.93                             |
| 1989       | 303.08  | 25.25                     | 2.32                                 | 119.00                                   | 39.38   | 14.99   | 156.19      | 10 616.70   | 3 825.33                             | 5 403.15          | 1 995.63                             |
| 1990       | 291.95  | 27.28                     | 2.65                                 | 130.10                                   | 52.00   | 14.76   | 183.59      | 9 179.22  | 3 386.48                             | 4 738.65          | 1 771.70                             |
| 1991       | 359.48  | 33.49                     | 4.43                                 | 165.75                                   | 73.48   | 19.56   | 220.66      | 9 270.12  | 3 306.25                             | 4 793.31          | 1 694.35                             |
| 1992       | 496.47  | 41.38                     | 5.16                                 | 225.97                                   | 107.66  | 23.33   | 358.94      | 10 815.77   | 3 530.70                             | 5 208.79          | 1 750.73                             |
| 1993       | 797.79  | 49.57                     | 9.19                                 | 334.88                                   | 142.04  | 32.13   | 830.25      | 11 337.62   | 3 663.37                             | 5 282.45          | 1 748.54                             |

5-24 城镇集体单位各行业固定资产投资和新增固定资产 (1993年)  
 INVESTMENT IN FIXED ASSETS OF URBAN COLLECTIVE-OWNED UNITS (1993)

单位: 亿元

(100 000 000 yuan)

| 行 业<br>Sector  | 投 资 额<br>Investment | 新增固定资产<br>Newly<br>Increased<br>Fixed Assets | 固定资产交付<br>使用率(%)<br>Rate<br>of Newly<br>Increased<br>Fixed<br>Assets to<br>Investment |
|--|---------------------|--|---|
| 全国总计<br>National Total   | 424.73              | 318.41                                       | 75.0  |
| 农、林、牧、渔业<br>Farming, Forestry, Animal Husbandry and Fishery                    | 1.54                | 1.32   | 85.8  |
| 采掘业<br>Excavation  | 7.30                | 5.66   | 77.5  |
| 制造业<br>Manufacturing   | 264.18              | 207.19                                       | 78.4  |
| 电力、煤气及水的生产和供应业<br>Electric Power, Gas and Water Production and Supply          | 10.20               | 7.01   | 68.7  |
| 建筑业<br>Construction  | 9.34                | 7.75   | 83.0  |
| 地质勘查、水利管理业<br>Geological Prospecting and Water Conservancy                     | 0.45                | 0.33   | 74.2  |
| 交通运输、仓储及邮电通信业<br>Transportation, Storage, Post and Telecommunications Services | 18.41               | 11.30  | 61.4  |
| 批发和零售贸易餐饮业<br>Wholesale, Retail Trade and Food Service                         | 60.96               | 42.78  | 70.2  |
| 金融、保险业<br>Banking and Insurance  | 7.10                | 5.76   | 81.2  |
| 房地产业<br>Real Estate Management   | 5.05                | 2.52   | 49.9  |
| 社会服务业<br>Social Services   | 16.40               | 11.14  | 67.9  |
| 卫生体育和社会福利业<br>Health Care, Sports and Social Welfare                           | 4.63                | 3.98   | 86.0  |
| 教育、文化艺术和广播电视业<br>Education, Culture and Arts, Radio, Film and Television       | 3.63                | 2.01   | 55.3  |
| 科学研究和综合技术服务业<br>Scientific Research and Polytechnical Services                 | 0.89                | 0.40   | 45.0  |
| 国家机关、政党机关和社会团体<br>Government Agencies, Party Agencies and Social Organizations | 7.69                | 5.62   | 73.1  |
| 其他行业<br>Other Sectors  | 6.97                | 3.63   | 52.1  |

5-25 各地区城镇集体单位按国民经济行业分  
的固定资产投资 (1993年)

单位: 亿元

| 地 区<br>Region                 | 合 计<br>Total | 农、林、<br>牧、渔业<br>Farming,<br>Forestry,<br>Animal<br>Husbandry<br>and Fishery | 采 掘 业<br>Excavation | 制 造 业<br>Manufac-<br>turing | 电力、煤气及水<br>的生产和供应业<br>Power<br>Generation,<br>Gas and Water<br>Production<br>and Supply | 建 筑 业<br>Constru-<br>ction | 地质勘查业<br>水利管理业<br>Geological<br>Prospecting<br>and Water<br>Conservancy |
|-------------------------------|--------------|---|---------------------|-----------------------------|---|----------------------------|---|
| 全 国 National                  | 424.73       | 1.54  | 7.30                | 264.18                      | 10.20   | 9.34                       | 0.45  |
| 北 京 Beijing                   | 7.48         | 0.28  | 0.06                | 2.50                        |   | 0.08                       |   |
| 天 津 Tianjin                   | 2.17         |   |                     | 1.14                        | 0.01  | 0.16                       |   |
| 河 北 Hebei                     | 20.79        | 0.03  | 0.26                | 12.87                       | 0.05  | 0.65                       |   |
| 山 西 Shanxi                    | 4.97         |   | 0.95                | 2.37                        |   | 0.02                       |   |
| 内 蒙 古 Inner Mongolia          | 3.72         |   | 0.28                | 1.45                        | 0.06  | 0.24                       |   |
| 辽 宁 Liaoning                  | 21.76        | 0.02  | 0.06                | 15.16                       | 0.05  | 0.82                       | 0.01  |
| 吉 林 Jilin                     | 6.29         |   | 0.05                | 3.86                        | 0.01  | 0.20                       |   |
| 黑 龙 江 Heilongjiang            | 3.62         |   | 0.20                | 1.44                        |   | 0.22                       |   |
| 上 海 Shanghai                  | 12.14        | 0.03  |                     | 6.32                        |   | 0.18                       |   |
| 江 苏 Jiangsu                   | 85.21        | 0.33  | 0.18                | 64.28                       | 1.82  | 1.38                       |   |
| 浙 江 Zhejiang                  | 47.63        | 0.14  | 0.06                | 27.72                       | 0.91  | 1.32                       | 0.10  |
| 安 徽 Anhui                     | 10.95        |   | 0.84                | 7.48                        | 0.02  | 0.12                       |   |
| 福 建 Fujian                    | 6.92         | 0.04  |                     | 3.02                        | 0.31  | 0.14                       | 0.10  |
| 江 西 Jiangxi                   | 3.58         |   | 0.01                | 2.80                        | 0.09  | 0.04                       |   |
| 山 东 Shandong                  | 42.32        | 0.01  | 2.63                | 30.26                       | 0.50  | 0.84                       | 0.01  |
| 河 南 Henan                     | 16.99        | 0.06  | 0.26                | 12.06                       | 1.22  | 0.09                       | 0.03  |
| 湖 北 Hubei                     | 14.55        | 0.05  | 0.04                | 10.27                       | 0.09  | 0.16                       |   |
| 湖 南 Hunan                     | 11.92        |   |                     | 6.38                        | 0.21  | 0.19                       |   |
| 广 东 Guangdong                 | 44.66        | 0.11  | 0.16                | 21.29                       | 3.30  | 1.15                       | 0.10  |
| 广 西 Guangxi                   | 7.79         | 0.06  | 0.14                | 5.00                        | 0.03  | 0.29                       | 0.01  |
| 海 南 Hainan                    | 1.28         | 0.10  | 0.01                | 0.44                        |   | 0.01                       | 0.02  |
| 四 川 Sichuan                   | 23.51        | 0.07  | 0.18                | 13.21                       | 0.21  | 0.58                       | 0.07  |
| 贵 州 Guizhou                   | 1.87         |   | 0.06                | 0.77                        | 0.26  | 0.02                       |   |
| 云 南 Yunnan                    | 10.02        | 0.13  | 0.06                | 6.32                        | 0.61  | 0.06                       | 0.01  |
| 西 藏 Tibet                     |              |   |                     |                             |   |                            |   |
| 陕 西 Shaanxi                   | 3.62         |   | 0.55                | 1.65                        |   | 0.07                       |   |
| 甘 肃 Gansu                     | 2.42         | 0.01  | 0.03                | 1.02                        | 0.37  | 0.07                       |   |
| 青 海 Qinghai                   | 0.45         | 0.03  | 0.01                | 0.20                        |   |                            |   |
| 宁 夏 Ningxia                   | 1.62         |   | 0.19                | 0.94                        |   | 0.06                       |   |
| 新 疆 Xinjiang                  | 4.49         | 0.03  | 0.04                | 1.95                        | 0.08  | 0.19                       |   |
| 不分地区 Non-Region<br>Classified |              |   |                     |                             |   |                            |   |

INVESTMENT IN FIXED ASSETS OF URBAN COLLECTIVE-OWNED UNITS  
BY SECTOR AND BY REGION (1993)

(100 000 000 yuan)

| 交通运输仓储<br>和邮电通信业<br>Transportation,<br>Storage,<br>Post and<br>Telecom<br>munications<br>Services | 批发零售贸易<br>和餐饮业<br>Wholesale,<br>Retail<br>Trade<br>and Food<br>Services | 金融、<br>保险业<br>Banking<br>and<br>Insurance | 房地产业<br>Real<br>Estate<br>Management | 社会<br>服务业<br>Social<br>Services | 卫生体育和<br>社会福利业<br>Health<br>Care,<br>Sports and<br>Social<br>Welfare | 教育、文化<br>艺术和广播<br>电影电视业<br>Education,<br>Culture,<br>Art, Radio,<br>Film and<br>Television | 科学研究<br>和综合技术<br>服务事业<br>Scientific<br>Research<br>and<br>Polytech-<br>nical<br>Services | 国家机关、<br>政党机关和<br>社会团体<br>Government<br>Agencies,<br>Party<br>Agencies<br>and Social<br>Organizations | 其他<br>行业<br>Other |
|---|---|---|--------------------------------------|---------------------------------|--|--|--|---|-------------------|
| 18.41   | 60.96   | 7.10                                      | 5.05                                 | 16.40                           | 4.63   | 3.63   | 0.89   | 7.69  | 6.97              |
| 0.63  | 0.87  |   | 0.06                                 | 0.24                            | 0.51   | 1.04   | 0.46   | 0.26  | 0.47              |
| 0.02  | 0.63  | 0.10                                      |                                      |                                 |  | 0.07   |  | 0.02  | 0.03              |
| 0.53  | 3.18  | 0.48                                      | 0.15                                 | 1.83                            | 0.09   | 0.19   | 0.08   | 0.09  | 0.30              |
| 0.42  | 0.85  | 0.08                                      |                                      | 0.15                            | 0.01   | 0.01   |  | 0.08  | 0.03              |
| 0.02  | 1.42  | 0.06                                      |                                      | 0.09                            | 0.01   |  |  | 0.04  | 0.04              |
| 0.73  | 2.74  | 0.48                                      | 0.13                                 | 0.67                            | 0.11   | 0.13   | 0.12   | 0.41  | 0.12              |
| 0.05  | 0.93  | 0.42                                      | 0.07                                 | 0.46                            | 0.01   |  |  | 0.22  |                   |
| 0.22  | 1.20  | 0.01                                      | 0.04                                 | 0.06                            | 0.02   | 0.02   |  | 0.12  | 0.08              |
| 0.62  | 3.02  |   | 0.71                                 | 0.35                            | 0.06   | 0.08   | 0.04   | 0.08  | 0.65              |
| 2.99  | 7.61  | 0.73                                      | 0.60                                 | 1.77                            | 0.99   | 0.66   | 0.06   | 1.33  | 0.51              |
| 2.07  | 8.18  | 1.04                                      | 0.16                                 | 4.31                            | 0.31   | 0.17   | 0.01   | 0.84  | 0.30              |
| 0.56  | 1.13  | 0.05                                      | 0.08                                 | 0.29                            | 0.04   | 0.01   | 0.02   | 0.05  | 0.25              |
| 1.24  | 0.71  | 0.03                                      | 0.15                                 | 0.09                            | 0.20   | 0.06   |  | 0.33  | 0.51              |
| 0.06  | 0.33  | 0.03                                      | 0.01                                 | 0.10                            | 0.01   | 0.01   |  | 0.07  | 0.02              |
| 0.45  | 5.30  | 0.37                                      | 0.05                                 | 0.86                            | 0.12   | 0.15   | 0.02   | 0.43  | 0.33              |
| 0.23  | 2.14  | 0.16                                      | 0.01                                 | 0.23                            | 0.01   | 0.04   |  | 0.31  | 0.14              |
| 0.34  | 2.24  | 0.11                                      | 0.01                                 | 0.59                            | 0.07   | 0.07   |  | 0.15  | 0.37              |
| 0.39  | 2.54  | 0.76                                      | 0.26                                 | 0.40                            | 0.09   | 0.06   | 0.01   | 0.62  | 0.02              |
| 5.29  | 4.07  | 0.45                                      | 2.14                                 | 1.25                            | 1.26   | 0.62   | 0.03   | 1.17  | 2.28              |
| 0.33  | 0.71  | 0.40                                      |                                      | 0.58                            | 0.03   | 0.01   |  | 0.17  | 0.02              |
|   | 0.09  | 0.11                                      |                                      | 0.38                            | 0.03   |  |  | 0.08  |                   |
| 1.04  | 5.45  | 0.58                                      | 0.19                                 | 0.51                            | 0.49   | 0.14   | 0.01   | 0.50  | 0.27              |
| 0.04  | 0.47  | 0.13                                      |                                      | 0.07                            | 0.01   |  |  | 0.03  | 0.01              |
| 0.03  | 1.71  | 0.23                                      |                                      | 0.60                            | 0.10   | 0.02   | 0.02   | 0.09  | 0.04              |
| 0.03  | 0.82  | 0.19                                      | 0.12                                 | 0.10                            | 0.02   | 0.01   |  | 0.02  | 0.04              |
| 0.01  | 0.61  |   | 0.12                                 | 0.06                            |  | 0.01   |  | 0.01  | 0.12              |
|   | 0.16  |   |                                      | 0.02                            |  |  |  | 0.03  |                   |
|   | 0.32  | 0.05                                      |                                      | 0.04                            | 0.01   |  |  | 0.03  |                   |
| 0.10  | 1.54  | 0.05                                      | 0.01                                 | 0.29                            | 0.03   | 0.05   |  | 0.11  | 0.02              |

5-26 各地区城镇集体单位按构成分的固定资产投资和房屋建筑面积 (1993年)  
 INVESTMENT IN FIXED ASSETS OF URBAN COLLECTIVE-OWNED UNITS  
 BY USE OF FUNDS AND FLOOR SPACE OF BUILDINGS BY REGION (1993)

| 地 区<br>Region                    | 合 计<br>(亿元)<br>Total Investment<br>(100 000 000 yuan) |   |                  |                               | 房 屋 建 筑 面 积 (万 平 方 米)<br>Floor Space of Buildings(10 000 sq. m) |                      |                               |        |
|----------------------------------|---|---|------------------|-------------------------------|---|----------------------|-------------------------------|--------|
|                                  | 建 筑 安 装 工 程<br>Construction and Installation          | 设 备 工 具 器 具 购 置<br>Purchase Equipment and Instruments | 其 他 费 用<br>Other | 施 工 面 积<br>Under Construction | #住 宅<br>Residential Buildings                                   | 竣 工 面 积<br>Completed | #住 宅<br>Residential Buildings |        |
| 全 国 National                     | 424.73  | 236.45  | 156.89           | 31.39                         | 4 784.38  | 1 149.29             | 2 768.09                      | 685.83 |
| 北 京 Beijing                      | 7.48  | 5.40  | 1.61             | 0.47                          | 88.78   | 31.95                | 40.30                         | 17.80  |
| 天 津 Tianjin                      | 2.17  | 1.19  | 0.88             | 0.10                          | 21.88   | 7.64                 | 13.17                         | 2.49   |
| 河 北 Hebei                        | 20.79   | 11.07   | 7.56             | 2.15                          | 230.59  | 53.50                | 139.88                        | 31.17  |
| 山 西 Shanxi                       | 4.97  | 3.07  | 1.70             | 0.20                          | 65.36   | 23.83                | 33.73                         | 11.48  |
| 内 蒙 古 Inner Mongolia             | 3.72  | 2.85  | 0.69             | 0.18                          | 53.27   | 18.70                | 30.91                         | 11.19  |
| 辽 宁 Liaoning                     | 21.76   | 13.15   | 7.33             | 1.28                          | 201.05  | 45.59                | 119.06                        | 34.63  |
| 吉 林 Jilin                        | 6.29  | 4.04  | 1.83             | 0.43                          | 70.06   | 31.88                | 45.51                         | 22.30  |
| 黑 龙 江 Heilongjiang               | 3.62  | 2.53  | 0.93             | 0.17                          | 45.85   | 16.89                | 30.77                         | 12.38  |
| 上 海 Shanghai                     | 12.14   | 7.46  | 3.27             | 1.40                          | 149.07  | 37.88                | 57.80                         | 16.85  |
| 江 苏 Jiangsu                      | 85.21   | 39.52   | 41.17            | 4.52                          | 584.98  | 88.05                | 404.25                        | 68.06  |
| 浙 江 Zhejiang                     | 47.63   | 25.53   | 17.39            | 4.71                          | 508.37  | 76.97                | 283.88                        | 41.47  |
| 安 徽 Anhui                        | 10.95   | 5.04  | 5.17             | 0.74                          | 120.23  | 15.30                | 70.66                         | 9.37   |
| 福 建 Fujian                       | 6.92  | 3.58  | 2.78             | 0.55                          | 102.29  | 21.17                | 42.35                         | 9.63   |
| 江 西 Jiangxi                      | 3.58  | 1.57  | 1.80             | 0.20                          | 49.66   | 15.46                | 30.48                         | 8.07   |
| 山 东 Shandong                     | 42.32   | 20.36   | 19.32            | 2.64                          | 389.59  | 82.20                | 243.02                        | 54.21  |
| 河 南 Henan                        | 16.99   | 8.51  | 7.29             | 1.19                          | 206.69  | 40.44                | 135.41                        | 26.34  |
| 湖 北 Hubei                        | 14.55   | 7.37  | 6.02             | 1.16                          | 208.33  | 57.76                | 122.12                        | 40.48  |
| 湖 南 Hunan                        | 11.92   | 7.52  | 3.68             | 0.72                          | 221.09  | 64.58                | 134.05                        | 37.51  |
| 广 东 Guangdong                    | 44.66   | 30.89   | 9.89             | 3.87                          | 531.80  | 127.98               | 258.35                        | 59.11  |
| 广 西 Guangxi                      | 7.79  | 4.46  | 2.89             | 0.43                          | 119.25  | 42.32                | 65.97                         | 17.56  |
| 海 南 Hainan                       | 1.28  | 0.71  | 0.26             | 0.30                          | 13.92   | 2.72                 | 6.84                          | 1.50   |
| 四 川 Sichuan                      | 23.51   | 14.45   | 6.94             | 2.12                          | 432.77  | 143.83               | 235.82                        | 87.52  |
| 贵 州 Guizhou                      | 1.87  | 1.21  | 0.47             | 0.20                          | 36.61   | 7.92                 | 23.80                         | 6.35   |
| 云 南 Yunnan                       | 10.02   | 6.56  | 2.68             | 0.79                          | 138.18  | 34.15                | 86.23                         | 21.79  |
| 西 藏 Tibet                        |   |   |                  |                               |   |                      |                               |        |
| 陕 西 Shaanxi                      | 3.62  | 2.18  | 0.94             | 0.49                          | 63.39   | 22.68                | 30.11                         | 12.70  |
| 甘 肃 Gansu                        | 2.42  | 1.59  | 0.71             | 0.12                          | 37.05   | 13.55                | 21.37                         | 6.93   |
| 青 海 Qinghai                      | 0.45  | 0.35  | 0.08             | 0.01                          | 10.35   | 2.69                 | 6.49                          | 1.89   |
| 宁 夏 Ningxia                      | 1.62  | 1.08  | 0.48             | 0.06                          | 21.35   | 9.40                 | 16.27                         | 7.05   |
| 新 疆 Xinjiang                     | 4.49  | 3.21  | 1.09             | 0.19                          | 62.57   | 12.25                | 39.51                         | 8.00   |
| 不 分 地 区 Non-Region<br>Classified |   |   |                  |                               |   |                      |                               |        |

5-27 城镇和工矿区个人建房  
 BUILDING CONSTRUCTION BY INDIVIDUALS IN CITIES AND  
 TOWNS AND IN INDUSTRIAL AND MINING AREAS

| 年 份<br>Year | 地 区<br>Region            | 城镇工矿区  | 建房户数  | 竣工房屋<br>建筑面积<br>(万平方米)                                     | #住 宅<br>Residential<br>Housing | 竣工房屋<br>价 值<br>(万元)                                | #住 宅<br>Residential<br>Housing |
|-------------|--------------------------|--|---|--|--------------------------------|--|--------------------------------|
|             |                          | 个数(个)<br>Number of<br>Cities, Towns,<br>Industrial and<br>Mining Areas | (户)<br>Building<br>Construction<br>by Individuals<br>(households) | Floor Space of<br>Buildings<br>Completed<br>(10 000 sq. m) |                                | Value of<br>Building<br>Completed<br>(10 000 yuan) |                                |
| 1983        |                          | 3 095  | 433 675   | 2 663.80   | 2 520.60                       | 167 227  | 156 519                        |
| 1984        |                          | 4 783  | 652 612   | 4 507.75   | 4 035.52                       | 298 889  | 270 861                        |
| 1985        |                          | 5 941  | 910 362   | 7 081.36   | 6 306.80                       | 567 917  | 493 872                        |
| 1986        |                          | 7 182  | 1 005 549   | 8 115.37   | 7 234.80                       | 745 623  | 654 192                        |
| 1987        |                          | 7 110  | 1 061 119   | 9 120.19   | 8 294.36                       | 1 005 133  | 899 614                        |
| 1988        |                          | 7 845  | 1 108 554   | 10 526.83  | 9 433.15                       | 1 568 475  | 1 401 141                      |
| 1989        |                          | 8 590  | 945 178   | 8 565.38   | 7 822.55                       | 1 402 278  | 1 260 234                      |
| 1990        |                          | 8 304  | 775 011   | 7 180.55   | 6 492.93                       | 1 247 034  | 1 103 317                      |
| 1991        |                          | 8 637  | 773 083   | 7 554.40   | 6 808.24                       | 1 403 230  | 1 250 861                      |
| 1992        |                          | 9 367  | 919 069   | 9 673.43   | 8 586.22                       | 2 164 663  | 1 897 651                      |
| 1993        |                          | 10 170   | 1 052 853   | 11 463.44  | 9 812.95                       | 3 385 002  | 2 804 212                      |
| 北 京         | Beijing                  | 15   | 4 716   | 34.32  | 34.32                          | 7 681  | 7 681                          |
| 天 津         | Tianjin                  | 41   | 12 877  | 69.64  | 64.95                          | 31 107   | 28 400                         |
| 河 北         | Hebei                    | 714  | 74 507  | 749.14   | 613.49                         | 203 007  | 157 152                        |
| 山 西         | Shanxi                   | 213  | 21 857  | 215.88   | 188.13                         | 79 030   | 48 318                         |
| 内 蒙 古       | Inner Mongolia           | 243  | 29 460  | 238.53   | 211.73                         | 70 156   | 61 782                         |
| 辽 宁         | Liaoning                 | 224  | 41 061  | 278.59   | 258.80                         | 141 727  | 129 396                        |
| 吉 林         | Jilin                    | 347  | 35 141  | 254.01   | 224.49                         | 97 957   | 78 399                         |
| 黑 龙 江       | Heilongjiang             | 218  | 30 718  | 228.51   | 215.52                         | 50 068   | 47 171                         |
| 上 海         | Shanghai                 | 29   | 20 371  | 61.11  | 60.72                          | 21 332   | 21 170                         |
| 江 苏         | Jiangsu                  | 455  | 72 758  | 867.24   | 795.50                         | 286 130  | 259 144                        |
| 浙 江         | Zhejiang                 | 638  | 70 863  | 1 240.01   | 1 009.68                       | 417 910  | 311 067                        |
| 安 徽         | Anhui                    | 311  | 38 223  | 377.59   | 286.97                         | 82 940   | 61 796                         |
| 福 建         | Fujian                   | 349  | 53 386  | 712.04   | 601.67                         | 277 464  | 238 310                        |
| 江 西         | Jiangxi                  | 417  | 19 137  | 288.38   | 251.15                         | 59 677   | 47 877                         |
| 山 东         | Shandong                 | 832  | 104 314   | 876.75   | 791.11                         | 223 928  | 188 229                        |
| 河 南         | Henan                    | 391  | 81 732  | 766.98   | 651.42                         | 184 089  | 157 029                        |
| 湖 北         | Hubei                    | 603  | 41 922  | 501.21   | 458.16                         | 98 777   | 89 680                         |
| 湖 南         | Hunan                    | 718  | 45 208  | 718.20   | 645.19                         | 152 570  | 135 099                        |
| 广 东         | Guangdong                | 229  | 61 533  | 854.73   | 656.66                         | 403 296  | 314 554                        |
| 广 西         | Guangxi                  | 443  | 39 676  | 455.63   | 430.97                         | 134 397  | 126 846                        |
| 海 南         | Hainan                   | 16   | 5 558   | 60.12  | 54.74                          | 25 118   | 22 773                         |
| 四 川         | Sichuan                  | 1 500  | 44 270  | 534.66   | 392.11                         | 116 501  | 93 734                         |
| 贵 州         | Guizhou                  | 262  | 12 756  | 148.92   | 136.21                         | 23 348   | 21 534                         |
| 云 南         | Yunnan                   | 224  | 21 196  | 264.13   | 202.87                         | 58 473   | 46 213                         |
| 西 藏         | Tibet                    | 52   | 1 088   | 20.52  | 16.99                          | 2 166  | 1 875                          |
| 陕 西         | Shaanxi                  | 347  | 31 134  | 327.18   | 275.46                         | 83 866   | 66 307                         |
| 甘 肃         | Gansu                    | 150  | 15 621  | 93.00  | 75.17                          | 16 086   | 11 868                         |
| 青 海         | Qinghai                  | 42   | 2 225   | 21.25  | 17.67                          | 2 955  | 2 442                          |
| 宁 夏         | Ningxia                  | 32   | 1 783   | 14.85  | 11.82                          | 4 036  | 2 952                          |
| 新 疆         | Xinjiang                 | 115  | 17 762  | 190.32   | 179.31                         | 29 210   | 2 541                          |
| 不分地区        | Non-Region<br>Classified |  |   |  |                                |  |                                |



5-28 农村个人固定资产投资和建房  
INDIVIDUAL INVESTMENT IN FIXED ASSETS AND  
BUILDING CONSTRUCTION IN RURAL AREAS

| 年 份<br>Year | 地 区<br>Region            | 投资总额<br>(亿元)<br>Total<br>Investment<br>(100 000<br>000yuan) | 竣工房屋投资<br>Investment in<br>Buildings Completed |                                      | 购买生产<br>性固定<br>资产投资<br>Investment<br>in<br>Purchase<br>of Fixed<br>Assets for<br>Production | 施工房屋<br>建筑面积<br>(万平方米)<br>Floor Space<br>of Buildings<br>Under<br>Construction<br>(10 000<br>sq. m) | 竣工房屋建筑面积<br>(万平方米)Floor<br>Space Buildings<br>Completed<br>(10 000 sq. m) |                           | 竣工房屋造价<br>(元/平方米)Cost<br>of Buildings<br>Completed<br>(yuan/sq. m) |                           |
|-------------|--------------------------|---|--|--------------------------------------|---|---|---|---------------------------|--|---------------------------|
|             |                          |   | 小 计<br>Subtotal                                | # 住 宅<br>Residen-<br>tial<br>Housing |   |   | 总 计<br>Total  | # 住 宅<br>Residen-<br>tial | 总 计<br>Total   | # 住 宅<br>Resi-<br>dential |
|             |                          |   |  |                                      |   |   |   |                           |  |                           |
| 1983        |                          | 305.05  | 244.05   | 214.54                               | 61.00   |   | 81 390  | 69 593                    | 30   | 31                        |
| 1984        |                          | 379.11  | 265.83   | 239.38                               | 113.28  |   | 66 854  | 57 838                    | 40   | 41                        |
| 1985        |                          | 478.43  | 350.13   | 313.15                               | 128.30  |   | 78 973  | 69 542                    | 44   | 45                        |
| 1986        |                          | 574.82  | 503.00   | 388.56                               | 71.82   | 109 622   | 103 225   | 94 468                    | 49   | 41                        |
| 1987        |                          | 695.35  | 603.17   | 487.21                               | 92.18   | 100 923   | 96 477  | 85 524                    | 63   | 57                        |
| 1988        |                          | 865.23  | 741.22   | 580.97                               | 124.01  | 92 781  | 89 092  | 80 799                    | 83   | 72                        |
| 1989        |                          | 892.03  | 794.15   | 641.68                               | 97.88   | 74 906  | 71 026  | 66 134                    | 112  | 97                        |
| 1990        |                          | 876.47  | 777.14   | 649.78                               | 99.33   | 76 819  | 71 136  | 67 812                    | 109  | 96                        |
| 1991        |                          | 1 042.56  | 912.48   | 759.25                               | 130.08  | 85 405  | 79 501  | 74 193                    | 115  | 102                       |
| 1992        |                          | 1 005.52  | 937.51   | 678.52                               | 68.00   | 83 392  | 65 338  | 60 442                    | 143  | 112                       |
| 1993        |                          | 1 137.73  | 1 015.37                                       | 760.26                               | 122.36  | 57 432  | 56 012  | 46 129                    | 181  | 165                       |
| 北 京         | Beijing                  | 10.64   | 9.93   | 7.71                                 | 0.70  | 408   | 414   | 414                       | 240  | 186                       |
| 天 津         | Tianjin                  | 6.36  | 5.32   | 3.67                                 | 1.04  | 227   | 227   | 210                       | 234  | 175                       |
| 河 北         | Hebei                    | 48.79   | 41.86  | 33.18                                | 6.93  | 2 410   | 2 364   | 2 250                     | 177  | 147                       |
| 山 西         | Shanxi                   | 19.18   | 16.38  | 9.02                                 | 2.80  | 1 106   | 1 067   | 1 067                     | 154  | 85                        |
| 内 蒙 古       | Inner Mongolia           | 12.66   | 8.23   | 5.36                                 | 4.43  | 1 253   | 903   | 626                       | 91   | 86                        |
| 辽 宁         | Liaoning                 | 22.48   | 18.17  | 11.15                                | 4.32  | 1 028   | 1 037   | 869                       | 175  | 128                       |
| 吉 林         | Jilin                    | 12.77   | 8.15   | 3.48                                 | 4.62  | 355   | 332   |                           | 245  | 0                         |
| 黑 龙 江       | Heilongjiang             | 14.77   | 7.36   | 4.39                                 | 7.41  | 292   | 309   | 266                       | 238  | 165                       |
| 上 海         | Shanghai                 | 6.20  | 6.06   | 5.32                                 | 0.14  | 356   | 284   | 244                       | 213  | 218                       |
| 江 苏         | Jiangsu                  | 148.88  | 145.40   | 132.22                               | 3.48  | 4 711   | 3 992   | 3 817                     | 364  | 346                       |
| 浙 江         | Zhejiang                 | 123.35  | 116.48   | 81.66                                | 6.87  | 4 068   | 4 107   | 3 742                     | 284  | 218                       |
| 安 徽         | Anhui                    | 57.33   | 48.08  | 37.63                                | 9.25  | 3 279   | 3 279   | 2 951                     | 147  | 128                       |
| 福 建         | Fujian                   | 48.00   | 44.25  | 30.85                                | 3.74  | 1 463   | 1 453   | 1 345                     | 305  | 229                       |
| 江 西         | Jiangxi                  | 31.66   | 29.08  | 20.01                                | 2.59  | 2 460   | 2 460   | 2 098                     | 118  | 95                        |
| 山 东         | Shandong                 | 83.05   | 73.86  | 56.05                                | 9.19  | 3 748   | 3 646   | 3 646                     | 203  | 154                       |
| 河 南         | Henan                    | 64.51   | 53.27  | 40.94                                | 11.24   | 4 636   | 4 630   | 4 095                     | 115  | 100                       |
| 湖 北         | Hubei                    | 34.43   | 32.00  | 28.02                                | 2.43  | 2 943   | 3 399   | 2 840                     | 94   | 99                        |
| 湖 南         | Hunan                    | 49.74   | 44.83  | 36.41                                | 4.91  | 3 970   | 3 980   | 3 586                     | 113  | 102                       |
| 广 东         | Guangdong                | 149.69  | 143.67   | 107.19                               | 6.01  | 4 009   | 3 900   | 146                       | 368  | 7 342                     |
| 广 西         | Guangxi                  | 22.78   | 17.57  | 12.43                                | 5.21  | 1 573   | 1 412   | 1 293                     | 124  | 96                        |
| 海 南         | Hainan                   | 4.15  | 3.50   | 2.13                                 | 0.65  | 174   | 162   |                           | 216  |                           |
| 四 川         | Sichuan                  | 60.91   | 55.39  | 36.95                                | 5.52  | 6 197   | 6 094   | 5 575                     | 91   | 66                        |
| 贵 州         | Guizhou                  | 11.76   | 9.93   | 6.79                                 | 1.83  | 1 078   | 1 039   | 891                       | 96   | 76                        |
| 云 南         | Yunnan                   | 33.60   | 27.85  | 15.26                                | 5.75  | 2 133   | 2 057   | 1 279                     | 135  | 119                       |
| 西 藏         | Tibet                    | 0.64  | 0.21   | 0.00                                 | 0.43  |   |   |                           |  |                           |
| 陕 西         | Shaanxi                  | 26.93   | 23.21  | 17.48                                | 3.71  | 1 831   | 1 758   | 1 561                     | 132  | 112                       |
| 甘 肃         | Gansu                    | 9.40  | 7.36   | 5.82                                 | 2.05  | 990   | 990   | 990                       | 74   | 59                        |
| 青 海         | Qinghai                  | 3.20  | 2.62   | 1.30                                 | 0.58  | 207   | 190   |                           | 138  |                           |
| 宁 夏         | Ningxia                  | 5.60  | 4.94   | 3.01                                 | 0.66  | 374   | 374   | 330                       | 132  | 91                        |
| 新 疆         | Xinjiang                 | 14.25   | 10.40  | 4.82                                 | 3.85  | 153   | 153   |                           | 680  |                           |
| 不分地区        | Non-Region<br>Classified |   |  |                                      |   |   |   |                           |  |                           |

## 主要指标解释

**全社会固定资产投资** 固定资产投资是社会固定资产再生产的主要手段。通过建造和购置固定资产的活动，国民经济不断采用先进技术装备，建立新兴部门，进一步调整经济结构和生产力的地区分布，增强经济实力，为改善人民物质文化生活创造物质条件。这对我国的社会主义现代化建设具有重要意义。

固定资产投资额是以货币表现的建造和购置固定资产活动的工作量，它是反映固定资产投资规模、速度、比例关系和使用方向的综合性指标。全社会固定资产投资包括国有经济单位投资、城乡集体经济单位投资、各种经济类型的单位投资和城乡居民个人投资。按照我国现行计划管理体制，国有经济单位固定资产投资总额分为基本建设、更新改造、商品房屋建设投资和其他固定资产投资四个部分；城乡集体经济单位投资包括城镇集体所有制单位投资和农村集体所有制单位投资；各种经济类型的单位投资包括联营经济、股份制经济、中外合资经营、中外合作经营、外资、与大陆合资经营、与大陆合作经营、港澳台独资及其他经济类型的单位投资。城镇居民个人投资包括城市、县城、镇、工矿区所辖范围内的个人建房和农村个人建房及购买生产性固定资产的投资。

**基本建设投资** 基本建设是国有企业、事业单位以扩大生产能力或工程效益为主要目的的新建、扩建工程及有关工作。包括工厂、矿山、铁路、桥梁、港口、农田水利、商店、住宅、学校、医院等工程的建造和机器设备、车辆、船舶、飞机等的购置。

基本建设投资额是以货币表现的基本建设完成的工作量，是反映一定时期内基本建设规模和建设进度的综合性指标。它是根据工程的实际进度按预算价格（预算价格是编制施工图预算时所用的价格）计算的工作量，没有形成工程实体的建筑材料和没有开始安装的设备，都不计算投资完成额。

**更新改造投资** 更新改造是指国有企业、事业单位对原有设施进行固定资产更新和技术改造，以及相应配套的工程和有关工作（不包括大修理和维护工程）。更新改造投资是以货币表现的更新改造完成的工作量。根据我国现行统计制度，基本建设和更新改造的划分是：（1）列入基本建设计划的项目作为基本建设投资，列入更新改造计划的项目作为更新改造投资；（2）更新改造计划与基本建设计划结合安排的项目及未列入计划的项目，根据工程性质为别作为基本建设投资或更新改造投资。属于对企业、事业单位原有设施进行技术改造或更新的项目和增建主要生产车间、分厂等，其新增生产能力或效益尚未达到大中型标准的项目，以及由于城市环境保护和安全生产的需要而进行的迁建工程，作为更新改造投资。

**其他固定资产投资** 是指按照国家规定不纳入基本建设和更新改造计划管理，其总投资在五万元以上的固定资产投资。具体包括：国有经济单位用油田维护费和石油开发基金进行的油田维护和开发工程；煤炭、铁矿、森林工业等采掘采伐业用维简费进行的开拓延伸工程；交通部门用公路养路费对原有公路、桥梁进行改建的工程；商业部门用简易建筑费建造的仓库工程。

**固定资产投资的资金来源** 根据固定资产投资的资金来源不同，分为上年末结余资金、本年资金来源小计和各项应付款。其中本年资金来源小计又分为国家预算内资金、国内贷款、股票、债券、利用外资、自筹资金和其他资金来源七种：

（1）**国家预算内资金** 指国家预算、地方财政、主管部门和国家专业投资公司拨给或委托银行贷款给建设单位的基本建设拨款和中央基本建设基金，拨给企业单位的更新改造拨款，以及中央财政安排的专项拨款中用于基本建设的资金。

（2）**国内贷款** 指报告期企、事业单位向银行及非银行金融机构借入的用于固定资产投资的各种国内借款。国内贷款包括：银行利用自有资金及吸收的存款发放的贷款、上级主管部门拨入的国内贷款、国家专项贷款（包括煤代油贷款、劳改煤矿专项贷款等），地方财政专项资金安排的贷款、国内储备贷款、周转贷款等。

（3）**股票** 是股份制企业通过发行股票筹集到的，用于固定资产投资的资金。

(4)债券 是企业(公司)或金融机构通过发行各种债券筹集到的用于固定资产投资的资金,包括由银行代理国家专业投资公司发行的重点企业债券和重点建设债券。

(5)利用外资 指报告期收到的用于固定资产投资的国外资金,包括统借统还、自借自还的国外贷款,中外合资项目中的外资,以及无偿捐赠等。其中,国家统借统还的外资,是指由我国政府出面同外国政府、团体或金融组织签订贷款协议、并负责偿还本息的外国贷款。

(6)自筹资金 指建设单位报告期收到的,用于进行固定资产投资的上级主管部门、地方和本单位自筹资金。

(7)其他资金来源 指报告期收到的除以上各种拨款、借款、自筹资金之外,其他用于固定资产投资的资金。

**固定资产投资按国民经济行业分** 建设项目归哪个行业,按其建成投产后的主要产品或主要用途及社会经济活动性质来确定。基本建设按建设项目划分国民经济行业,更新改造、国有经济单位其他固定资产投资及城镇集体投资根据整个企业、事业单位所属的行业来划分。一般情况下,一个建设项目或一个企业、事业单位只能属于一种国民经济行业。为了更准确地反映国民经济各行业之间的比例关系,联合企业(总厂)所属分厂属于不同行业的,原则上按分厂划分行业。

**固定资产投资按建设性质分** 建设项目的性质一般分为新建、扩建、改建、迁建、恢复。基本建设按建设项目划分建设性质,更新改造、国民经济单位其他固定资产投资及城镇集体投资按整个企业、事业单位的建设情况确定建设性质。目前基本建设和更新改造是根据我国现行的计划管理体制区分的,所以基本建设和更新改造都可以分别按新建、扩建等划分。

(1)新建 一般是指从无到有、“平地起家”新开始建设单位。有的单位原有的基础很小,经过建设后其新增加的固定资产价值超过原有固定资产价值(原值)三倍以上的也算新建。

(2)扩建 一般是指为扩大原有产品的生产能力,在厂内或其他地点增建主要生产车间(或主要工程)、独立的生产线或总厂之下的分厂的企业;事业单位和行政单位在原单位增建业务用房(如学校增建教学用房、医院增建门诊部或病床用房,行政机关增建办公楼等)也作为扩建。

(3)改建 一般是指现有企业、事业单位为了技术进步,提高产品质量,增加花色品种,促进产品升级换代、降低消耗和成本,加强资源综合利用和三废治理、劳保安全等,采用新技术、新工艺、新设备、新材料等对现有设施、工艺条件进行技术改造或更新(包括相应配套的辅助性生产、生活福利设施)。有的企业为充分发挥现有生产能力,进行填平补齐而增建不增加本单位主要产品生产能力的车间等,也属于改建。

**固定资产投资按用途分** 固定资产投资按工程的经济用途分为用于第一产业、第二产业、第三产业和住宅四部分的建设,是研究不同用途的固定资产投资之间比例关系的重要指标。基本建设投产、国有经济单位其他固定资产投资及城镇集体投资的用途按单项工程确定,现有企业、事业单位更新改造投资的用途按更新改造项目确定。

**固定资产投资按构成分** 固定资产投资活动按其工作内容和实现方式分为建筑安装工程,设备、工具、器具购置,其他费用三个部分。

(1)建筑安装工程(建筑工作量) 指各种房屋、建筑物的建造工程和各种设备、装置的安装工程。包括各种房屋建筑工程;各种用途设备基础和各种工业窑炉的砌筑工程;为施工而进行的各种准备工作和临时工程以及完工后的清理工作等;铁路、道路的铺设,矿井的开凿及石油管道的架设等;水利工程;防空地下建筑等特殊工程;以及各种机械设备的安装工程;为测定安装工程质量,对设备进行的试行工作。在安装工程中,不包括被安装设备本身的价值。

(2)设备、工具、器具购置 指购置或自制达到固定资产标准的设备、工具、器具的价值,固定资产的标准按财务部门规定。新建单位、扩建单位的新建车间按照设计和计划要求购置或自制的全部设备、工具、器具,不论是否达到固定资产标准均计入“设备、工具、器具购置”中。

(3)其他费用 指除建筑安装工程和设备、工具、器具购置以外的投资完成额。它包括两种性质的费用,一种是属于增加固定资产的费用,主要有:建设单位管理费,土地、青苗等补偿费和安置补助费、勘察设计费,研究实验费、农林单位牲畜购置费、各种经济林木的营造费、办公和生活家具、器具购置费、引进技术和进口设备项目的其他费用、联合试运转费等;一种是属于不增加固定资产的费用,主要有:施工机械转移费、生产职工培训费、农业开荒费用及报废工程损失费等。

**基本建设项目按大中小型划分** 基本建设划分大中小型项目原则上应按照上级批准的设计任务书或初步设

计所确定的总规模或总投资划分,没有正式批准设计任务书或初步设计的,按国家或省、自治区、直辖市年度基本建设投资计划中所列的总规模或总投资划分。上述两条均不具备的,按本年计划施工工程的建设总规模或总投资划分。生产单一产品的工业项目,按产品的设计能力划分;生产多种产品的工业项目,按其主要产品的设计能力划分。品种繁多,难以按生产能力划分的,按全部计划投资额划分。划分标准以国家颁发的《大中小型建设项目划分标准》依据。国家曾在1958年、1962年、1977年和1979年先后五次修订《大中小型建设项目划分标准》,因此各历史时期的大中型项目数不完全可比。

**施工项目** 指报告期内曾进行建筑或安装工程施工活动的建设项目。包括报告期内新开工项目、报告期以前开工跨入报告期继续施工的项目以及报告期施过工并在报告期内全部建设投产或停缓建的项目。

**全部建成投产项目** 工业项目是指设计文件规定形成生产能力的主体工程及其相应配套的辅助设施全部建成,经负荷试运转,证明具备生产设计规定合格产品的条件,并经过验收鉴定合格或达到竣工验收标准,与生产性工程配套的生产福利设施可以满足近期正常生产的需要,正式移交生产的建设项目。非工业项目是指设计文件规定的主体工程和相应的配套工程全部建成,能够发挥设计规定的全部效益,经验收鉴定合格或达到竣工验收标准,正式移交使用的建设项目。

**新增生产能力** 指通过固定资产投资活动而增加的设计能力或工程效益,它是用实物形态表示的固定资产投资的成果。新增生产能力的计算,是以能独立发挥生产能力或效益的单项工程(或项目)为对象。当单项工程(或项目)建成,经有关部门鉴定合格,正式移交投入生产,即可计算新增生产能力。

新增生产能力或工程效益有以下几种表现形式;

(1)以建设项目或单项工程建成后的年生产能力表示。如煤炭开采、石油开采等。

(2)以建设项目或单项工程建成后处理原料的能力表示。如选矿工程的年处理矿石能力,洗煤厂年洗原煤能力等。

(3)以新增的主要设备数量或容量表示。如棉纺锭枚数、发电机组容量等。

(4)以建筑物容积、容量、面积或长度表示。如水库容量、铁路公路里程等。

新增生产能力的数量一般按设计能力计算。设计能力是指设计文件中规定的在正常情况下能够达到的生产能力,而不论投产后的实际产量如何。以设备数量、建筑物容积、面积、长度等表示的新增生产能力(或效益),则按建成的实际数量计算。

**施工和竣工房屋建筑面积** 房屋建筑面积是从房屋外墙线算起的各层平面面积的总和,包括房屋结构(如柱、墙)占用的面积和地下室面积。多层建筑按各自然层面积总和计算,包括房屋内的楼隔层,突出墙面的眺望间、门斗、有柱雨罩的面积。不包括突出墙面结构的构件、艺术装饰等所占的面积,如台阶等。凹阳台、挑阳台按其水平投影面积一半计算建筑面积。

**竣工面积** 指在报告期内房屋建筑按照设计要求已全部完工,达到住人和使用条件,经验收鉴定合格,正式移交使用单位的建筑面积。

**房屋建筑面积竣工率** 指一定时期内房屋竣工面积占同期房屋施工面积的比率。它是从房屋建筑施工速度的角度反映投资效果和建筑业经济效益的指标。

**新增固定资产** 指通过投资活动所形成的新的固定资产价值。包括已经建成投入生产或交付使用的工程价值和达到固定资产标准的设备、工具、器具的价值及有关应摊入的费用。它是以价值形式表示的固定资产投资成果的综合指标,可以综合反映不同时期、不同部门、不同地区的固定资产投资成果。

**建设项目投资率** 指一定时期内全部建成投入生产项目个数占同期正式施工项目个数的比率。它是从项目建设速度的角度反映投资效果的指标。

**固定资产交付使用率** 指一定时期新增固定资产与同期完成投资额的比率。它是反映各个时期固定资产动用速度,衡量建设过程中投资效果的一个综合性指标。

**未完工程占用率** 指年末未完工程累计完成投资额占全年实际完成投资额的比率。它反映未完工程的相对规模,并可从资金占用的角度反映固定资产投资效果。由于未完工程是指已经开工,但尚未建成交付使用的工程,有个跨年度问题,因此未完工程占用率会出现大于1的情况。

## Explanatory Notes for Major Indicators

**Total Investment in Fixed Assets** Investment in fixed assets is major means for social reproduction of fixed assets. In the process of capital construction and technical updating and transformation, more advanced technologies and new equipments are adopted and new sectors are established, which promote the economic structure, production regional layout and productivity to improve people's livelihood and speeded up the drive of four socialist modernization.

Value of investment in fixed assets refers to construction and purchase of fixed assets in money terms, which reflects the size, pace, structure, and utilization of investment in fixed assets. Total investment in fixed assets includes investment by state-owned units, urban and rural collective units, and units of various other kinds of ownership and individual investment by urban and rural residents. According to China's current planning and management system, investment by state-owned units includes four parts, i. e. investment in capital construction, technical upgrading and transformation, construction of commercial building and residence, and others. Investment by units of various other kinds of ownership refers to investment by enterprises and institutes of joint ownership, share holding, foreign ownership, ownership by overseas Chinese from Hong Kong, Macao, and Taiwan and other ownership. Individual investment by urban and rural residents includes investment in personal house building and purchase of fixed assets for production purpose in areas under administration of city, county, town, and special mining zone and in rural areas.

**Capital Construction Investment** refers to investment in new projects or an addition to existing facilities for the purposes of enlarging production capacity or improving efficiency, which includes construction of plants, mines, railways, bridges, harbors, water conservation facilities, stores, residential facilities, schools, hospitals, and purchase of machinery and equipment, vehicles, ships, and planes.

Value of Construction Investment refers to completion of capital construction in money terms, which reflects the size and progress of capital construction during a certain period of time. It is calculated at budget prices according to the actual completion of the project and therefore, construction materials and equipment not put into operation are not included.

**Technical Updating and Transformation** refers to the investment in projects to renew, modernize or replace existing assets and related supplementary projects (excluding major repairs and maintenance projects), which is presented in money terms. According to China's current statistical system, the division between capital construction investment and technical updating and transformation is as follows: (1) projects which are listed in capital construction plan are identified as capital construction investment; projects which are listed in technical updating and transformation plan are identified as technical updating and transformation investment; (2) projects which are involved in both capital construction and technical updating and transformation or not listed in specific plan are identified as either capital construction or technical updating and transformation according to the nature of the projects. Projects for the purpose of renewing or transforming existing assets of enterprises and institutions and construction of major workshops or accessory plant and projects for the purposes of environmental protection and safety in production are considered as technical updating and transformation if the capacity or profitability of those projects have not reached the standards of large or medium size.

**Other Investment in Fixed Assets** refers to investment in fixed assets by state-owned units and valued above

50,000 yuan which are not included in capital construction and technical updating and transformation according to the state regulations, including oil field development projects using special oil-field development funds, development and expansion projects of mining and forestry department using maintenance funds, road and bridge construction project using road tolls, warehouse construction of commerce department using simple construction funds, investment in fixed assets by urban collective units construction and purchase by units of joint ownership, share holding ownership, foreign ownership, and overseas Chinese from Hong Kong, Macao, and Taiwan and investment in real estate development and construction of commercial residential houses.

**Sources of Finance for Investment in Fixed Assets** are classified as fund unsettled from previous year, state appropriation, loans, and various payable funds. Of Which state appropriation and loans are further divided into seven categories, i. e. state budgetary appropriation, domestic loans, stocks, bonds, foreign investment, self-raised funds, and others:

(1) State budgetary appropriation includes funds appropriated or entrusted to banks by state budget, local finance, responsible institutes to construction enterprises and appropriation by central government for the purpose to capital construction and technical updating and transformation, and special funds arranged by central government for capital construction.

(2) Domestic loan refers to funds borrowed by enterprises and institutions during reference period for the purpose of domestic investment in fixed assets. Domestic loan includes loans issued by banks from sources of self-owned funds and deposit funds, loans appropriated by responsible institutes, special loans by government (including loan for coal replacing oil, special loan for reform-through-labor mining enterprises), loans arranged by local government, domestic reserve loan, and working loan, etc.

(3) Stock refers to funds for investment in fixed assets raised by share holding enterprises through issuing stocks.

(4) Bonds refers to funds for investment in fixed assets raised by enterprises (companies) or financial institutions through issuing various bonds, which includes Key Enterprise Bonds and Key Construction Program Bonds issued by the Banks on behalf of state-owned investing companies.

(5) Utilization of Foreign Capital refers to foreign funds received during the reference period for investment in fixed assets, including foreign funds borrowed and managed by the government, by individual units, foreign fund in joint venture program, and grants and donations, etc., of which foreign funds borrowed and managed by the government refer to foreign loan borrowed by the government from foreign governments, organizations, or financial institutions under official agreements signed by both parties and the government is responsible for repayment of both the principle and interests of the foreign loans.

(6) Self-raised funds refers to funds received by construction enterprises from their responsible institutes, local governments, and within enterprises for the purpose of investment in fixed assets during reference period.

(7) Others refers to funds received during reference period which are not included above.

**Investment in Fixed Assets by Branch of Industry** classification of construction projects are determined by major products of those projects or the purpose of the projects, and the nature of their social economic activities. Investment in capital construction are classified by construction of projects, while investment in technical updating and transformation, other investment by state owned units and urban collective units are classified according to

the branch of industry of enterprises or institutions which they belong to. In general, one project or one enterprise or institution can only belong to one branch of industry. In order to reflect more accurately the proportions of various industries, branch factories which differ from their general factory in classification of industry are classified according to their economic activities.

**Investment in Fixed Assets by Type of Construction** in general can be divided into three categories as new construction, expansion, transformation, replacement. Capital construction projects are classified according to the purposes of construction and investment in technical updating and transformation and other fixed assets are identified by the general types of construction. The current distinction between capital construction and technical updating and transformation are determined by China's current planning and management system, which are divided into new construction, expansion, etc. respectively.

(1) New construction in general refers to newly constructed units. In the case in which value of newly added fixed assets exceeds the original ones by three times expansion construction is considered as new construction.

(2) Expansion refers to construction for increasing original product capacity, new major production workshop within factories or other locations, independent production line, or branch factory under major factory. Newly constructed business houses for institutions and administrative organizations (such as school buildings, clinics or beds in hospitals, and office buildings, etc.) are classified as expansion.

(3) Transformation refers to technical updating and transformation to existing equipments and technical conditions undertaken by enterprises and institutions for the purposes of technology advancement, improvement in product quality, enlarging variety of products, promoting new generation of products, reducing production consumption and cost, promoting comprehensive utilization of resources, strengthening treatment of wasted water, air, and solids, and safety in production, etc. through new technologies and techniques, and new materials (including accessory production and living and welfare facilities). Construction of new workshops for improving existing production capacity rather than increasing production capacity is considered as transformation.

**Investment in Fixed Assets by Function** can be classified into four parts, i. e. construction for primary industry, secondary industry, tertiary industry, and residential houses, which reflects important proportions of investment among different industries. Capital construction investment, other investment in fixed assets by state-owned units and urban collective unit are classified according to individual projects. Investment in technical updating and transformation by enterprises and institutions are classified by relevant projects.

**Investment in Fixed Assets by Structure** refers three major parts of investment activities, i. e. construction and installation, purchase of equipments and instruments, and other expenses.

(1) Construction and installation (workload of construction) refers to construction projects of various houses and buildings and installation of various equipments and instruments, including construction of various houses, equipment foundations and industrial kiln stoves, preparation works for project construction, and clearing up works post project construction pavement of railways and roads, drilling of mines and construction of oil pipes, water conservancy, air defence underground constructions and other special projects, installation of various machinery equipments, testing operation for pretesting the quality of installation projects. The value of equipments installed in installation projects is not considered.

(2) Purchase of equipments and instruments refers to total value of equipments, tools, and vessels purchased

or self-produced which come up to standards for fixed assets. Equipments, tools and vessels purchased or self-produced for new workshops by newly established or expanded units are categorized as "purchase of equipments and instruments" regardless of standards for fixed assets.

(3) Other expenses refers to investment completed which are not included above. This category consists of two types of expenses: one increases fixed assets, including administration expenses of construction units, compensation for land and plants, compensation for moving, and expenses on geological survey and designing, research and testing, purchase of animals by agricultural and forestry units, planting and operating of various cash forests, office and residence furniture, purchase of instruments and vessels, introduction of technology and imports of equipments, and joint pretesting of projects; the other does not increase fixed assets, including expense on transportation of construction machineries, training for workers and staff, opening up agricultural land, and loss of discarded projects.

**Capital Construction Projects by Size** The division of size of capital construction projects should be determined according to approved construction plan by responsible institutes or tentative size of investment, otherwise according to current capital construction plan of the state, provinces, autonomous regions, and cities under central government. Industrial projects which produce unitary products are classified according to its planing capacity of products; projects which produce multi products are classified by total planned investment. Standards for Division of Sizes of Construction Projects issued by the government is the base for size division of construction projects, which was revised in 1958, 1962, 1977, and 1979 respectively and therefore, data on projects by sized are not comparable from year to year.

**Projects under Construction** refers to projects having construction and installation activities undertaken in reference period, including projects started in reference period, continued from last period, and completed and put into production or suspended in reference period.

**Projects Completed** Completed industrial projects refers to major projects completed which have formulated production capacity and been checked and accepted and accessory facilities completed which ensure normal production. Non-industrial projects refers to major projects and accessory facilities completed which possess the capacity designed and been checked and accepted.

**Newly Increased Production Capacity** refers to increase of designed capacity and project efficiency through investment in fixed assets, which reflects the accomplishment of investment in fixed assets in kind. The calculation of newly increased production capacity is based on individual projects which operate independently. When an individual project is completed and checked and accepted and put into production, it is counted as newly increased production capacity.

Several forms of presenting newly increased production capacity and project efficiency are often applied as follows:

- (1) Annual production capacity, such as extraction of coal and oil;
- (2) Raw material processing capacity, such as ore processing capacity of ore dressing projects;
- (3) Number or volume of major equipments increased, such as number of cotton spindles increased and capacity of electricity generating sets increased;
- (4) Physical measures of construction as volume, capacity, area, and length, for instance, capacity of reservoirs, length of railways or roads.



Quantity of newly increased production capacity is calculated by designed capacity in general, which refers to the production capacity a project can come up to under normal conditions designed in construction documents regardless of actual output.

**Floor Space of Buildings under Construction and Completed** refers to total area of floor space in each story of buildings calculated from the outside line of building walls, including area occupied by constructions like pillars or walls and basements. Area of multi-story building is calculated count total floor space of each story, including area occupied by separating walls, watching rooms, doorways, and pillars, but excluding protruding wall structures, artistic decoration, etc. (for example, stairs). Area of caved in balcony protruding balcony is counted by half of projection floor space.

**Floor Space of Buildings Completed** refers to construction area which are completed in reference period, have come up to designed standards and put into utilization.

**Completion Rate of Floor Space of Buildings Completed** refers to the ratio of area of floor space of buildings completed in certain period of time to area of floor space of buildings under construction in the same period, which reflects investment efficiency and development of construction industry through speed of project construction.

**Newly Increased Fixed Assets** refers to increase in value of fixed assets through investment, including projects completed and put into production, and equipments, tools, and vessels considered as fixed assets, and relevant expenses as investment in fixed assets, which is a comprehensive indicator of investment in fixed assets, reflecting the accomplishment of investment in fixed assets in different periods, different sectors, and different regions.

**Rate of Construction Projects Completed** refers to ratio of number of construction projects completed in certain period of time to number of projects under construction in the same period, which reflects investment efficiency through speed of projects construction.

**Rate of Projects of Fixed Assets Completed and Put into Operation** refers to ratio of newly increased fixed assets to total investment completed in the same period, which is a comprehensive indicator, reflecting the employment of fixed assets investment and investment efficiency.

**Rate of Investment in Projects Uncompleted** refers to ratio of accumulated investment in projects uncompleted to total annual investment in projects completed, which reflects the relative size of projects uncompleted and efficiency of fixed assets investment through the aspect of fund utilization. Since projects uncompleted refer to projects started but not completed, so they go beyond one year often times and therefore, the above ratio could be greater than one.

# 六 能源生产和消费

## PRODUCTION AND CONSUMPTION OF ENERGY

---

---



6-1 能源生产总量及构成  
TOTAL PRODUCTION AND COMPOSITION OF ENERGY

| 年 份<br>Year | 能源生产总量<br>(万吨标准煤)<br>Total Energy Production<br>(10 000 tn of SCE) | 占能源生产总量的% As Percentage of Total Energy Production |                  |                      |                    |
|-------------|--|--|------------------|----------------------|--------------------|
|             |  | Coal<br>原 煤  | Crude Oil<br>原 油 | Natural Gas<br>天 然 气 | Hydro-power<br>水 电 |
| 1952        | 4 871  | 96.7   | 1.3              | ...                  | 2.0                |
| 1957        | 9 861  | 94.9   | 2.1              | 0.1                  | 2.9                |
| 1962        | 17 185   | 91.4   | 4.8              | 0.9                  | 2.9                |
| 1965        | 18 824   | 88.0   | 8.6              | 0.8                  | 2.6                |
| 1970        | 30 990   | 81.6   | 14.1             | 1.2                  | 3.1                |
| 1975        | 48 754   | 70.6   | 22.6             | 2.4                  | 4.4                |
| 1978        | 62 770   | 70.3   | 23.7             | 2.9                  | 3.1                |
| 1980        | 63 735   | 69.4   | 23.8             | 3.0                  | 3.8                |
| 1983        | 71 270   | 71.6   | 21.3             | 2.3                  | 4.8                |
| 1984        | 77 855   | 72.4   | 21.0             | 2.1                  | 4.5                |
| 1985        | 85 546   | 72.8   | 20.9             | 2.0                  | 4.3                |
| 1986        | 88 124   | 72.4   | 21.2             | 2.1                  | 4.3                |
| 1987        | 91 266   | 72.6   | 21.0             | 2.0                  | 4.4                |
| 1988        | 95 801   | 73.1   | 20.4             | 2.0                  | 4.5                |
| 1989        | 101 639  | 74.1   | 19.3             | 2.0                  | 4.6                |
| 1990        | 103 922  | 74.2   | 19.0             | 2.0                  | 4.8                |
| 1991        | 104 844  | 74.1   | 19.2             | 2.0                  | 4.7                |
| 1992        | 107 256  | 74.3   | 18.9             | 2.0                  | 4.8                |
| 1993        | 106 995  | 76.8   | 19.4             | 2.1                  | 1.7                |
| (1993)      | 111 263  | 73.8   | 18.6             | 2.0                  | 5.6                |

注:1993年起电力折算标准煤的系数采用当量值,电力每万千瓦小时折算系数为1.229吨标准煤。1993年括号内的数和其他年份电力折算标准煤的系数采用等价值,电力每万千瓦小时折算系数为4.04吨标准煤。下表同。

a) From 1993, the coefficient for electric power convert into SCE adopt equivalent for 10 KWH convert into 1.229 tn SCE. The coefficient for 1993 in brackets and other years for 10 KWH convert into 4.04 tn SCE.

6-2 能源消费总量及构成  
TOTAL CONSUMPTION AND COMPOSITION OF ENERGY

| 年 份<br>Year | 能源消费总量<br>(万吨标准煤)<br>Total Energy Consumption<br>(10 000 tn of SCE) | 占能源消费总量的% As Percentage of Total Energy Consumption |                  |                      |                    |
|-------------|---|---|------------------|----------------------|--------------------|
|             |   | Coal<br>煤 炭   | Crude Oil<br>石 油 | Natural Gas<br>天 然 气 | Hydro-power<br>水 电 |
| 1957        | 9 644   | 92.3  | 4.6              | 0.1                  | 3.0                |
| 1962        | 16 540  | 89.2  | 6.6              | 0.9                  | 3.2                |
| 1965        | 18 901  | 86.5  | 10.3             | 0.9                  | 2.7                |
| 1970        | 29 291  | 80.9  | 14.7             | 0.9                  | 3.5                |
| 1975        | 45 425  | 71.9  | 21.1             | 2.5                  | 4.6                |
| 1978        | 57 144  | 70.7  | 22.7             | 3.2                  | 3.4                |
| 1980        | 60 275  | 72.2  | 20.7             | 3.1                  | 4.0                |
| 1983        | 66 040  | 74.2  | 18.1             | 2.4                  | 5.3                |
| 1984        | 70 904  | 75.3  | 17.4             | 2.4                  | 4.9                |
| 1985        | 76 682  | 75.8  | 17.1             | 2.2                  | 4.9                |
| 1986        | 80 850  | 75.8  | 17.2             | 2.3                  | 4.7                |
| 1987        | 86 632  | 76.2  | 17.0             | 2.1                  | 4.7                |
| 1988        | 92 997  | 76.2  | 17.0             | 2.1                  | 4.7                |
| 1989        | 96 934  | 76.0  | 17.1             | 2.0                  | 4.9                |
| 1990        | 98 703  | 76.2  | 16.6             | 2.1                  | 5.1                |
| 1991        | 103 783   | 76.1  | 17.1             | 2.0                  | 4.8                |
| 1992        | 109 170   | 75.7  | 17.5             | 1.9                  | 4.9                |
| 1993        | 107 373   | 75.8  | 20.3             | 2.1                  | 1.8                |
| (1993)      | 111 768   | 72.8  | 19.6             | 2.0                  | 5.6                |

6-3 综合能源平衡表  
OVERALL ENERGY SUPPLY AND CONSUMPTION

单位: 万吨标准煤

(10 000 tn of SCE)

| 项 目                   | Sector   | 1980   | 1985   | 1990    | 1991    | 1992    |
|-----------------------|--|--------|--------|---------|---------|---------|
| 可供消费的能源总量             | Total Energy Available for Consumption                                 | 61 557 | 77 603 | 96 138  | 100 195 | 104 880 |
| 一次能源生产量               | Primary Energy Output  | 63 735 | 85 546 | 103 922 | 104 844 | 107 256 |
| 进口量                   | Imports  | 261    | 340    | 1 310   | 2 022   | 3 334   |
| 出口量(-)                | Exports (-)  | 3 058  | 5 774  | 5 875   | 5 819   | 5 633   |
| 年初年末库存差额              | Change in Inventory  | 619    | -2 509 | -3 219  | - 852   | -77     |
| 能源消费总量                | Total Energy Consumption   | 60 275 | 76 682 | 98 703  | 103 783 | 109 170 |
| 在总量中:                 | Consumption by Sector  |        |        |         |         |         |
| (一) 物质生产部门            | Materials Production Sector  | 48 857 | 60 894 | 79 431  | 83 815  | 89 173  |
| 1. 农、林、牧、渔、<br>水利业    | Farming, Forestry, Animal Husbandry,<br>Fishery and Water Conservancy  | 3 471  | 4 045  | 4 852   | 5 099   | 5 020   |
| 2. 工业                 | Industry   | 41 010 | 51 068 | 67 578  | 71 413  | 76 279  |
| 3. 建筑业                | Construction   | 956    | 1 302  | 1 213   | 1 278   | 1 392   |
| 4. 交通运输和邮电<br>通讯业     | Transportation, Post and<br>Telecommunications Services                | 2 902  | 3 713  | 4 541   | 4 756   | 5 058   |
| 5. 商业、饮食、物<br>资供销和仓储业 | Commerce, Food Services, Materials<br>Supply and Marketing and Storage | 518    | 766    | 1 247   | 1 269   | 1 424   |
| (二) 非物质生产部门           | Nonmaterial Production Sectors   | 1 835  | 2 470  | 3 473   | 3 975   | 4 361   |
| (三) 生活消费              | Personal or Private Consumption  | 9 583  | 13 318 | 15 799  | 15 993  | 16 636  |
| 在总量中:                 | Consumption by Usage   |        |        |         |         |         |
| (一) 终端消费              | Final Uses   | 57 508 | 73 586 | 94 289  | 98 748  | 104 087 |
| #工业                   | Industry   | 38 293 | 48 021 | 63 239  | 66 441  | 71 269  |
| (二) 加工转换损失量           | Losses in Processing and<br>Transformation                             | 1 358  | 1 491  | 2 264   | 2 690   | 2 533   |
| #炼焦                   | Coking   | 645    | 572    | 905     | 946     | 716     |
| 炼油                    | Oil Processing   | 113    | 110    | 326     | 314     | 580     |
| (三) 损失量               | Other Losses   | 1 409  | 1 605  | 2 150   | 2 345   | 2 550   |
| #油田原油损失量              | In Oil Fields  | 375    | 328    | 305     | 312     | 306     |
| 输变电损失量                | In Electricity Transformation  | 1 003  | 1 211  | 1 712   | 1 906   | 2 108   |
| 平衡差额                  | Balance  | 1 282  | 921    | -2 565  | -3 588  | -4 290  |

注: 1. 村办工业包括在工业中(下同)。

2. 电力、热力按等价热值折算, 因此加工转换损失量中不包括发电、供热损失量。

3. 进口量包括我国轮、机在外加油量; 出口量包括外轮、机在我国加油量。

a) Figures for industry include village-run industry.

b) Figures for electricity is included in overall energy through conversion, therefore, losses in processing and transformation exclude losses in power generation and heating supply.

c) Figures for imports include Misc. Purchases of Chinese airplanes and ships outside China. Figure for exports include Misc. Purchases of foreign airplanes and ships inside China.

6-4 煤炭平衡表  
COAL BALANCE SHEET

单位: 万吨

(10 000 tn)

| 项 目               | Sector  | 1980     | 1985     | 1990      | 1991      | 1992      |
|-------------------|---|----------|----------|-----------|-----------|-----------|
| <b>可供量</b>        | <b>Total Energy Available for Consumption</b>                       | 62 601.0 | 82 776.6 | 102 221.0 | 105 820.8 | 109 498.7 |
| 生产量               | Output  | 62 015.0 | 87 228.4 | 107 988.3 | 108 740.6 | 111 638.0 |
| 进口量               | Imports   | 199.0    | 230.7    | 200.3     | 136.8     | 123.0     |
| 出口量(-)            | Exports (-)   | 632.0    | 777.0    | 1 729.0   | 2 000.1   | 1 966.3   |
| 年初年末库存差额          | Change in Inventory   | 1 019.0  | -3 905.5 | -4 238.5  | -1 057.0  | - 296.0   |
| <b>消费量</b>        | <b>Total Energy Consumption</b>                                     | 61 009.5 | 81 603.0 | 105 523.0 | 110 432.0 | 114 084.8 |
| 在消费量中:            | Consumption by Sector   |          |          |           |           |           |
| (一) 物质生产部门        | Materials Production Sectors  | 48 344.3 | 64 399.1 | 86 842.9  | 91 935.7  | 97 319.3  |
| 1. 农、林、牧、渔、水利业    | Farming, Forestry, Animal Husbandry, Fishery and Water Conservancy  | 1 550.3  | 2 208.6  | 2 095.2   | 2 124.9   | 1 768.3   |
| 2. 工业             | Industry  | 43 848.4 | 58 613.3 | 81 090.9  | 86 358.7  | 92 250.5  |
| 轻工业               | Light Industry  |          | 8 522.2  | 11 543.2  | 11 297.8  | 12 268.0  |
| 重工业               | Heavy Industry  |          | 50 091.1 | 69 547.7  | 75 060.9  | 79 982.5  |
| 3. 建筑业            | Construction  | 556.0    | 531.9    | 437.6     | 432.3     | 466.4     |
| 4. 交通运输和邮电通讯业     | Transportation, Post and Telecommunications Services                | 1 934.4  | 2 307.1  | 2 160.9   | 2 024.8   | 1 875.9   |
| 5. 商业、饮食、物资供销和仓储业 | Commerce, Food Services, Materials Supply and Marketing and Storage | 455.2    | 738.2    | 1 058.3   | 995.0     | 958.2     |
| (二) 非物质生产部门       | Nonmaterial Production Sectors                                      | 1 091.2  | 1 579.5  | 1 980.4   | 2 044.1   | 1 984.8   |
| (三) 生活消费          | Personal or Private Consumption                                     | 11 574.0 | 15 624.4 | 15 699.7  | 16 452.2  | 14 780.6  |
| 在消费量中:            | Consumption by Usage  |          |          |           |           |           |
| (一) 终端消费          | Final Uses  | 38 804.2 | 52 704.4 | 60 205.9  | 60 969.5  | 60 667.0  |
| # 工业              | Industry  | 21 643.1 | 29 715.0 | 35 773.8  | 36 896.2  | 38 832.8  |
| (二) 中间消费(用于加工转换)  | Intermediate Use  | 19 461.6 | 25 397.4 | 41 257.8  | 44 791.1  | 49 059.8  |
| 发电                | Power Generation  | 12 648.4 | 16 440.7 | 27 204.3  | 30 119.1  | 33 159.4  |
| 供热                | Heating   |          | 1 462.3  | 2 995.5   | 3 438.5   | 3 851.2   |
| 炼焦                | Coking  | 6 682.2  | 7 303.8  | 10 697.6  | 10 860.8  | 11 281.9  |
| 制气                | Coal Gas Generation   | 131.0    | 190.6    | 360.4     | 372.7     | 467.3     |
| (三) 洗选损耗          | Losses in Coal Washing and Processing                               | 2 743.7  | 3 501.2  | 4 059.3   | 4 671.4   | 4 358.0   |
| <b>平衡差额</b>       | <b>Balance</b>  | 1 591.5  | 1 173.6  | -3 302.0  | -4 611.2  | -4 586.1  |

注: 生产量为原煤产量。

a) Figure for output is the output of crude coal.

6-5 石油平衡表  
OIL BALANCE SHEET

单位: 万吨

(10 000 tn)

| 项 目                   | Sector   | 1980     | 1985     | 1990     | 1991     | 1992     |
|-----------------------|--|----------|----------|----------|----------|----------|
| <b>可供量</b>            | <b>Total Energy Available for Consumption</b>                          | 8 794.5  | 9 193.7  | 11 435.0 | 12 365.2 | 13 553.1 |
| 生产量                   | Output   | 10 594.6 | 12 489.5 | 13 830.6 | 14 099.2 | 14 209.7 |
| 进口量                   | Imports  | 82.7     | 90.0     | 755.6    | 1 249.5  | 2 124.7  |
| 出口量(-)                | Exports (-)  | 1 806.2  | 3 630.4  | 3 110.4  | 2 930.7  | 2 859.6  |
| 年初年末库存差额              | Change in Inventory  | -76.6    | 244.6    | -40.8    | -52.8    | 78.3     |
| <b>消费量</b>            | <b>Total Energy Consumption</b>  | 8 757.4  | 9 168.8  | 11 485.6 | 12 383.5 | 13 353.7 |
| 在消费量中:                | Consumption by Sector  |          |          |          |          |          |
| (一) 物质生产部门            | Materials Production Sectors   | 8 133.8  | 8 436.8  | 10 443.3 | 11 017.9 | 11 847.4 |
| 1. 农、林、牧、渔、<br>水利业    | Farming, Forestry, Animal Husbandry,<br>Fishery and Water Conservancy  | 814.9    | 758.7    | 1 033.6  | 1 068.2  | 1 072.5  |
| 2. 工业                 | Industry   | 6 203.2  | 6 171.4  | 7 321.6  | 7 630.5  | 8 154.8  |
| 3. 建筑业                | Construction   | 175.2    | 292.2    | 327.3    | 361.4    | 395.6    |
| 4. 交通运输和邮电<br>通讯业     | Transportation, Post and<br>Telecommunications Services                | 911.5    | 1 176.4  | 1 683.2  | 1 871.2  | 2 084.8  |
| 5. 商业、饮食、物<br>资供销和仓储业 | Commerce, Food Services, Materials<br>Supply and Marketing and Storage | 29.0     | 38.1     | 77.6     | 86.6     | 139.7    |
| (二) 非物质生产部门           | Nonmaterial Production Sectors   | 481.7    | 506.1    | 757.8    | 963.6    | 1 167.9  |
| (三) 生活消费              | Personal or Private Consumption  | 141.9    | 225.9    | 284.5    | 322.9    | 360.8    |
| 在消费量中:                | Consumption by Usage   |          |          |          |          |          |
| (一) 终端消费              | Final Uses   | 6 311.0  | 7 063.3  | 9 304.7  | 10 183.4 | 10 897.5 |
| # 工业                  | Industry   | 3 780.3  | 4 462.0  | 5 180.4  | 5 546.7  | 5 720.8  |
| (二) 中间消费(用于<br>加工转换)  | Intermediate Use   | 2 102.1  | 1 745.6  | 1 630.4  | 1 653.2  | 1 682.8  |
| 发 电                   | Power Generation   | 2 065.4  | 1 425.5  | 1 234.4  | 1 270.5  | 1 299.7  |
| 供 热                   | Heating  |          | 285.6    | 356.3    | 337.4    | 334.8    |
| 制 气                   | Gas Generation   | 36.7     | 34.5     | 39.7     | 45.3     | 48.3     |
| (三) 炼油损失量             | Losses in Oil Refining   | 81.5     | 112.9    | 295.8    | 290.5    | 514.7    |
| (四) 损失量               | Other Losses   | 262.8    | 247.0    | 254.7    | 256.4    | 258.7    |
| <b>平衡差额</b>           | <b>Balance</b>   | 37.1     | 24.9     | -50.6    | -18.3    | 199.4    |

注: 1. 生产量为原油产量。

2. 进口量包括我国飞机、轮船在国外加油量; 出口量包括外国飞机、轮船在我国加油量。

a) Figures for output is the output of crude coal.

b) Figures for imports include Misc. Purchases of Chinese airplanes and ships outside China. Figures for exports include Misc. Purchases of foreign airplanes and ships inside China.

6-6 电力平衡表  
ELECTRICITY BALANCE SHEET

单位: 亿千瓦时

(100 000 000 kwh)

| 项 目                   | Sector   | 1980    | 1985    | 1990    | 1991    | 1992    |
|-----------------------|--|---------|---------|---------|---------|---------|
| 可供量                   | Total Energy Available for Consumption                                 | 3 006.3 | 4 117.6 | 6 230.4 | 6 804.0 | 7 589.2 |
| 生产量                   | Output   | 3 006.3 | 4 106.9 | 6 212.0 | 6 775.5 | 7 539.4 |
| 水 电                   | Hydropower   | 582.1   | 923.7   | 1 267.2 | 1 250.9 | 1 324.7 |
| 火 电                   | Thermalpower   | 2 424.2 | 3 183.2 | 4 944.8 | 5 524.6 | 6 214.7 |
| 进口量                   | Imports  |         | 11.1    | 19.3    | 31.1    | 49.8    |
| 出口量(-)                | Exports (-)  |         | 0.4     | 0.9     | 2.6     |         |
| 消费量                   | Total Energy Consumption   | 3 006.3 | 4 117.6 | 6 230.4 | 6 804.0 | 7 589.2 |
| 在消费量中:                | Consumption by Sector  |         |         |         |         |         |
| (一) 物质生产部门            | Materials Production Sectors   | 2 832.3 | 3 773.4 | 5 547.2 | 6 021.4 | 6 682.7 |
| 1. 农、林、牧、渔、<br>水利业    | Farming, Forestry, Animal Husbandry,<br>Fishery and Water Conservancy  | 270.0   | 317.4   | 426.8   | 479.8   | 522.4   |
| 2. 工 业                | Industry   | 2 471.9 | 3 283.4 | 4 873.3 | 5 260.2 | 5 830.4 |
| 3. 建筑业                | Construction   | 47.1    | 71.2    | 65.0    | 74.2    | 82.5    |
| 4. 交通运输和邮电<br>通讯业     | Transportation, Post and<br>Telecommunications Services                | 26.5    | 63.4    | 105.9   | 117.2   | 136.1   |
| 5. 商业、饮食、物<br>资供销和仓储业 | Commerce, Food Services, Materials<br>Supply and Marketing and Storage | 16.8    | 38.0    | 76.2    | 90.0    | 111.3   |
| (二) 非物质生产部门           | Nonmaterial Production Sectors   | 68.8    | 121.7   | 202.4   | 239.0   | 266.5   |
| (三) 生活消费              | Personal or Private Consumption  | 105.2   | 222.5   | 480.8   | 543.6   | 640.0   |
| 在消费量中:                | Consumption by Usage   |         |         |         |         |         |
| (一) 终端消费              | Final Uses   | 2 763.4 | 3 813.3 | 5 795.8 | 6 316.5 | 7 043.2 |
| 工 业                   | Industry   | 2 229.0 | 2 979.1 | 4 438.7 | 4 772.7 | 5 284.4 |
| (二) 输配损失量             | Losses in Transformation   | 242.9   | 304.3   | 434.6   | 487.5   | 546.0   |



6-7 分行业能源消费总量和  
主要能源品种消费量

| 行 业                 | Sector   | 能源消费总量 (万吨标准煤)<br>Total Energy Consumption<br>(10 000 tn of SCE) |        |         | 煤炭<br>Coal |
|---------------------|--|--|--------|---------|------------|
|                     |  | 1985   | 1990   | 1992    | 1985       |
| <b>消费总量</b>         | <b>Total Consumption</b>   | 76 682   | 98 703 | 109 170 | 81 603.0   |
| <b>物质生产部门</b>       | <b>Materials Production Sectors</b>                                    | 60 894   | 79 431 | 89 173  | 64 399.1   |
| 农、林、牧、渔、<br>水利业     | Farming, Forestry, Animal Husbandry,<br>Fishery and Water Conservancy  | 4 045  | 4 852  | 5 020   | 2 208.6    |
| 工业                  | Industry   | 51 068   | 67 578 | 76 279  | 58 613.3   |
| 按轻重工业分              | Grouped by Light and Heavy Industry                                    |  |        |         |            |
| 轻工业                 | Light Industry   | 10 156   | 13 719 | 15 651  | 8 522.2    |
| 重工业                 | Heavy Industry   | 40 912   | 53 859 | 60 628  | 50 091.1   |
| 按行业分                | Grouped by Sector  |  |        |         |            |
| 采掘业                 | Mining Total   | 5 752  | 7 778  | 8 537   | 6 316.0    |
| #煤炭采选业              | Coal Mining and Processing   | 3 002  | 4 159  | 4 411   | 5 495.0    |
| 石油和天然气开采业           | Petroleum and Natural Gas Extraction                                   | 1 530  | 1 930  | 2 220   | 92.0       |
| 制造业                 | Manufacturing Total  | 43 460   | 57 454 | 65 077  | 52 297.0   |
| #食品、饮料和烟草<br>制造业    | Food, Beverage and Tobacco<br>Manufacturing                            | 2 394  | 3 279  | 3 581   | 2 449.0    |
| 纺织业                 | Textiles   | 2 381  | 3 034  | 3 325   | 1 868.0    |
| 造纸及纸制品业             | Papermaking and Paper Products   | 1 295  | 1 694  | 1 895   | 1 251.0    |
| 电力、蒸汽、热水<br>生产和供应业  | Power Generation, Steam and Hot<br>Water Production and Supply         | 2 512  | 3 867  | 4 941   | 16 619.0   |
| 石油加工业               | Petroleum Processing   | 1 008  | 1 706  | 2 221   | 44.0       |
| 炼焦、煤气及<br>煤制品业      | Coking, Gas and Coal-Related<br>Products                               | 644  | 802    | 983     | 3 215.0    |
| 化学工业                | Chemicals and Allied Products  | 8 099  | 10 986 | 12 019  | 5 190.0    |
| 医药工业                | Medical and Pharmaceutical Products                                    | 444  | 653    | 801     | 370.0      |
| 化学纤维工业              | Chemical Fibers  | 515  | 749    | 932     | 315.0      |
| 建筑材料及其他<br>非金属矿物制品业 | Building Materials and Other<br>Nonmetal Mineral Products              | 8 020  | 9 722  | 10 904  | 8 614.0    |
| 黑色金属冶炼及<br>压延加工业    | Smelting and Pressing of Ferrous<br>Metals                             | 7 640  | 10 555 | 11 922  | 6 548.0    |
| 有色金属冶炼及<br>压延加工业    | Smelting and Pressing of<br>Nonferrous Metals                          | 1 371  | 1 891  | 2 297   | 641.0      |
| 机械、电气、电子<br>设备制造业   | Machine Building, Electric and<br>Electronic Equipment                 | 4 157  | 4 523  | 5 020   | 2 748.0    |
| 建筑业                 | Construction   | 1 302  | 1 213  | 1 393   | 531.9      |
| 交通运输和邮电<br>通讯业      | Transportation, Post and<br>Telecommunications Services                | 3 713  | 4 541  | 5 058   | 2 307.1    |
| 商业、饮食、物<br>资供销和仓储业  | Commerce, Food Services, Materials<br>Supply and Marketing and Storage | 766  | 1 247  | 1 424   | 738.2      |
| 非物质生产部门             | Nonmaterial Production Sectors   | 2 470  | 3 473  | 4 361   | 1 579.5    |
| 生活消费                | Personal or Private Consumption  | 13 318   | 15 800 | 15 636  | 15 624.4   |

TOTAL ENERGY CONSUMPTION BY SECTOR AND  
MAIN ENERGY CONSUMPTION CATEGORY

| 消费量 (万吨)<br>Consumption<br>(10 000 tn) |           | 焦炭消费量 (万吨)<br>Coke Consumption<br>(10 000 tn) |         |         | 原油消费量 (万吨)<br>Crude Oil Consumption<br>(10 000 tn) |          |          | 燃料油消费量 (万吨)<br>Fuel Oil Consumption<br>(10 000 tn) |         |         |
|--|-----------|---|---------|---------|--|----------|----------|--|---------|---------|
| 1990                                   | 1992      | 1985  | 1990    | 1992    | 1985   | 1990     | 1992     | 1985   | 1990    | 1992    |
| 105 523.0                              | 114 084.7 | 4 689.7                                       | 6 914.7 | 7 839.1 | 9 509.5  | 11 762.2 | 13 225.8 | 2 837.4  | 3 367.8 | 3 421.9 |
| 86 842.9                               | 97 319.3  | 4 664.7                                       | 6 885.9 | 7 698.3 | 9 509.1  | 11 761.6 | 13 225.8 | 2 831.4  | 3 351.7 | 3 407.1 |
| 2 095.2                                | 1 768.3   | 20.8  | 60.1    | 52.3    | 0.8  | 0.2      |          | 3.1  | 2.9     | 4.4     |
| 81 090.9                               | 92 250.5  | 4 627.7                                       | 6 808.8 | 7 610.4 | 9 389.9  | 11 653.8 | 13 115.3 | 2 662.2  | 3 091.7 | 3 111.8 |
| 11 543.2                               | 12 268.0  | 126.9   | 204.9   | 258.6   | 232.0  | 365.0    | 26.0     | 296.0  | 332.3   | 270.5   |
| 69 547.7                               | 79 982.5  | 4 590.8                                       | 6 603.9 | 7 351.8 | 9 157.9  | 11 288.8 | 13 089.3 | 2 366.2  | 2 759.4 | 2 841.3 |
| 8 822.0                                | 9 490.9   | 71.7  | 104.1   | 126.5   | 752.4  | 1 068.0  | 1 344.6  | 61.7   | 143.1   | 179.6   |
| 7 856.0                                | 8 440.9   | 15.0  | 37.9    | 39.1    |  |          |          |  | 0.1     |         |
| 132.0                                  | 189.7     | 4.9   | 0.4     | 0.4     | 752.4  | 1 068.0  | 1 342.7  | 48.2   | 134.4   | 169.4   |
| 72 269.0                               | 82 759.6  | 4 556.0                                       | 6 704.7 | 7 483.9 | 8 637.5  | 10 585.8 | 11 770.7 | 2 600.5  | 2 948.6 | 2 982.2 |
| 3 325.0                                | 3 523.4   | 12.3  | 22.6    | 31.5    | 1.9  | 1.8      | 0.9      | 15.2   | 11.9    | 24.7    |
| 2 359.0                                | 2 470.1   | 7.1   | 10.7    | 11.4    | 5.9  | 2.4      | 1.4      | 30.0   | 21.6    | 21.4    |
| 1 640.0                                | 1 786.6   | 0.9   | 2.5     | 3.2     | 2.7  | 1.2      | 0.8      | 31.7   | 21.1    | 18.2    |
| 27 059.0                               | 33 229.7  | 3.1   | 1.2     | 1.1     | 340.8  | 144.0    | 109.3    | 953.6  | 816.2   | 693.5   |
| 298.0                                  | 543.9     | 4.1   | 1.1     | 1.4     | 7 019.6  | 8 603.8  | 9 727.3  | 252.6  | 434.2   | 581.0   |
| 4 504.0                                | 4 709.5   | 14.1  | 76.6    | 85.9    |  |          |          | 59.9   | 33.4    | 40.0    |
| 7 241.0                                | 8 081.7   | 721.9   | 946.2   | 1 019.2 | 988.6  | 1 445.3  | 1 493.5  | 402.7  | 547.6   | 481.4   |
| 548.0                                  | 656.2     | 0.3   | 3.1     | 0.5     | 1.3  | 0.5      | 0.1      | 14.5   | 11.9    | 14.6    |
| 448.0                                  | 571.4     | 10.0  | 14.6    | 19.8    | 207.6  | 344.8    | 407.6    | 104.5  | 120.2   | 115.9   |
| 9 963.0                                | 10 777.8  | 93.5  | 182.2   | 218.3   | 16.0   | 18.9     | 14.1     | 250.2  | 311.4   | 319.5   |
| 8 090.0                                | 9 315.4   | 3 237.2                                       | 4 809.7 | 5 398.0 | 20.2   | 16.5     | 1.9      | 308.0  | 432.6   | 431.0   |
| 815.0                                  | 1 076.3   | 73.1  | 112.0   | 132.8   | 19.6   | 0.1      | 1.8      | 31.1   | 61.5    | 67.6    |
| 2 933.0                                | 3 084.3   | 260.1   | 375.4   | 403.9   | 8.4  | 5.2      | 4.3      | 95.7   | 82.3    | 83.4    |
| 437.6                                  | 466.4     | 7.8   | 5.2     | 14.4    | 74.0   | 55.2     | 54.4     | 18.9   | 47.3    | 61.0    |
| 2 160.9                                | 1 875.9   | 5.7   | 4.1     | 6.1     | 44.3   | 52.1     | 55.9     | 144.1  | 208.2   | 227.8   |
| 1 058.3                                | 958.2     | 2.7   | 7.7     | 15.1    | 0.1  | 0.3      | 0.2      | 3.1  | 1.6     | 2.1     |
| 1 980.4                                | 1 984.8   | 2.0   | 1.9     | 8.0     | 0.4  | 0.6      |          | 6.0  | 16.1    | 14.8    |
| 16 699.7                               | 14 780.6  | 23.0  | 26.9    | 132.8   |  |          |          |  |         |         |

续表 1 continued

| 行 业                 | Sector   | 汽油消费量 (万吨)<br>Gasoline Consumption<br>(10 000 tn) |         |         | 煤油<br>Kerosene |
|---------------------|--|---|---------|---------|----------------|
|                     |  | 1985  | 1990    | 1992    | 1985           |
| 消费总量                | Total Consumption  | 1 396.3   | 1 899.5 | 2 509.8 | 385.5          |
| 物质生产部门              | Materials Production Sectors   | 1 147.4   | 1 490.8 | 1 827.1 | 81.0           |
| 农、林、牧、渔、<br>水利业     | Farming, Forestry, Animal Husbandry,<br>Fishery and Water Conservancy  | 122.3   | 145.9   | 178.8   | 3.3            |
| 工业                  | Industry   | 451.3   | 589.3   | 684.3   | 20.1           |
| 按轻重工业分              | Grouped by Light and Heavy Industry                                    |   |         |         |                |
| 轻工业                 | Light Industry   | 139.1   | 189.8   | 221.7   | 5.1            |
| 重工业                 | Heavy Industry   | 312.2   | 399.5   | 462.6   | 15.0           |
| 按行业分                | Grouped by Sector  |   |         |         |                |
| 采掘业                 | Mining Total   | 98.4  | 129.2   | 129.5   | 2.7            |
| #煤炭采选业              | Coal Mining and Processing   | 25.9  | 39.5    | 42.0    | 1.8            |
| 石油和天然气开采业           | Petroleum and Natural Gas Extraction                                   | 31.2  | 39.4    | 36.7    | 0.4            |
| 制造业                 | Manufacturing Total  | 352.9   | 460.1   | 554.8   | 17.4           |
| #食品、饮料和烟草<br>制造业    | Food, Beverage and Tobacco<br>Manufacturing                            | 28.7  | 47.1    | 50.5    | 0.5            |
| 纺织业                 | Textiles   | 21.4  | 30.1    | 39.9    | 0.8            |
| 造纸及纸制品业             | Papermaking and Paper Products   | 7.4   | 11.5    | 14.1    | 0.1            |
| 电力、蒸汽、热水<br>生产和供应业  | Power Generation, Steam and Hot<br>Water Production and Supply         | 9.0   | 13.7    | 19.8    | 0.1            |
| 石油加工业               | Petroleum Processing   | 7.9   | 5.3     | 9.5     | 1.1            |
| 炼焦、煤气及<br>煤制品业      | Coking, Gas and Coal-Related<br>Products                               | 2.7   | 3.3     | 4.4     |                |
| 化学工业                | Chemicals and Allied Products  | 47.3  | 57.7    | 70.5    | 1.5            |
| 医药工业                | Medical and Pharmaceutical Products                                    | 4.2   | 6.5     | 8.2     | 0.1            |
| 化学纤维工业              | Chemical Fibers  | 1.1   | 3.4     | 3.8     | 0.2            |
| 建筑材料及其他<br>非金属矿物制品业 | Building Materials and Other<br>Nonmetal Mineral Products              | 44.9  | 54.2    | 61.0    | 1.7            |
| 黑色金属冶炼及<br>压延加工业    | Smelting and Pressing of Ferrous<br>Metals                             | 18.4  | 28.4    | 32.2    | 0.4            |
| 有色金属冶炼及<br>压延加工业    | Smelting and Pressing of<br>Nonferrous Metals                          | 6.0   | 9.6     | 13.2    | 0.2            |
| 机械、电气、电子<br>设备制造业   | Machine Building, Electric and<br>Electronic Equipment                 | 92.2  | 108.4   | 131.1   | 8.9            |
| 建筑业                 | Construction   | 73.0  | 89.5    | 108.0   | 1.3            |
| 交通运输和邮电<br>通讯业      | Transportation, Post and<br>Telecommunications Services                | 477.4   | 620.1   | 807.6   | 56.2           |
| 商业、饮食、物<br>资供销和仓储业  | Commerce, Food Services, Materials<br>Supply and Marketing and Storage | 23.4  | 46.0    | 48.4    | 0.1            |
| 非物质生产部门             | Nonmaterial Production Sectors   | 238.3   | 390.7   | 654.9   | 182.9          |
| 生活消费                | Personal or Private Consumption  | 10.6  | 18.0    | 27.8    | 121.6          |

注：1. 工业能源消费量中包括村办工业。采掘业和制造业及工业分行业数字中不包括其他石油制品和其他焦化产品，但工业合计中包括。

2. 生活消费量中不包括商业、饮食、服务业用能以及乡村小煤矿零售给集体和个体商业的数量。以下同。

续表 2 continued

| 消费量 (万吨)<br>Consumption<br>(10 000 tn) |       | 柴油消费量 (万吨)<br>Diesel Oil Consumption<br>(10 000 tn) |         |         | 天然气消费量 (亿立方米)<br>Natural Gas Consumption<br>(100 000 000 cu. m) |       |       | 电力消费量 (亿千瓦时)<br>Electricity Consumption<br>(100 000 000 kwh) |         |         |
|--|-------|---|---------|---------|---|-------|-------|--|---------|---------|
| 1990                                   | 1992  | 1985  | 1990    | 1992    | 1985  | 1990  | 1992  | 1985   | 1990    | 1992    |
| 350.9                                  | 417.9 | 1 939.4   | 2 691.7 | 3 373.0 | 129.3   | 152.5 | 158.8 | 4 117.6  | 6 230.4 | 7 589.2 |
| 119.0                                  | 196.1 | 1 863.6   | 2 474.5 | 3 011.4 | 124.5   | 132.7 | 136.4 | 3 773.4  | 5 547.2 | 6 682.7 |
| 3.1                                    | 3.8   | 629.2   | 881.5   | 885.5   |   |       |       | 317.4  | 426.8   | 522.4   |
| 20.6                                   | 24.8  | 644.1   | 728.1   | 1 044.8 | 109.6   | 120.2 | 126.7 | 3 283.4  | 4 873.3 | 5 830.4 |
| 5.7                                    | 8.3   | 116.9   | 158.5   | 192.4   | 9.0   | 8.7   | 8.4   | 655.7  | 995.8   | 1 208.2 |
| 14.9                                   | 16.5  | 527.2   | 569.6   | 852.4   | 100.6   | 111.5 | 118.3 | 2 627.7  | 3 877.5 | 4 622.2 |
| 3.6                                    | 2.7   | 83.6  | 148.2   | 156.8   | 37.1  | 37.8  | 48.1  | 432.9  | 675.1   | 799.6   |
| 2.7                                    | 1.9   | 15.9  | 27.9    | 34.4    | 0.2   | 0.7   | 0.1   | 215.0  | 299.6   | 346.0   |
| 0.4                                    | 0.4   | 28.1  | 63.6    | 69.5    | 34.2  | 35.9  | 46.8  | 85.2   | 144.6   | 170.8   |
| 17.0                                   | 22.1  | 560.5   | 579.9   | 888.0   | 72.5  | 82.4  | 78.6  | 2 850.5  | 4 198.2 | 5 030.8 |
| 0.3                                    | 0.5   | 32.4  | 37.1    | 39.1    | 0.3   | 0.3   | 0.3   | 108.6  | 182.3   | 218.4   |
| 0.7                                    | 0.7   | 24.0  | 32.1    | 37.1    | 0.4   | 0.2   | 0.2   | 185.7  | 246.6   | 280.1   |
| 0.2                                    | 0.3   | 5.6   | 8.1     | 9.5     | 0.3   | 0.2   | 0.2   | 80.9   | 119.8   | 139.7   |
| 0.1                                    |       | 129.9   | 133.8   | 353.1   | 5.8   | 2.8   | 0.9   | 588.1  | 887.7   | 1 139.6 |
| 0.1                                    | 0.2   | 7.2   | 13.3    | 17.5    | 5.3   | 9.9   | 6.5   | 40.2   | 71.5    | 103.2   |
|  | 0.1   | 0.9   | 3.1     | 3.0     |   | 0.1   | 0.4   | 8.6  | 15.9    | 21.1    |
| 2.0                                    | 5.0   | 150.0   | 68.7    | 79.1    | 41.4  | 48.5  | 54.7  | 513.5  | 735.1   | 814.2   |
| 0.2                                    | 0.3   | 0.8   | 3.2     | 3.9     | 0.4   | 0.3   | 0.4   | 23.2   | 42.3    | 56.9    |
| 0.3                                    | 0.2   | 1.0   | 2.4     | 3.1     | 1.8   | 3.5   | 3.8   | 33.4   | 59.2    | 70.9    |
| 2.2                                    | 2.6   | 59.1  | 84.6    | 93.3    | 1.8   | 2.6   | 2.3   | 221.6  | 330.8   | 417.2   |
| 0.4                                    | 0.4   | 17.3  | 31.5    | 40.5    | 5.2   | 9.5   | 4.3   | 363.2  | 555.7   | 657.4   |
| 0.3                                    | 0.5   | 6.7   | 10.9    | 17.6    |   | 0.3   |       | 173.9  | 269.9   | 318.7   |
| 7.3                                    | 7.9   | 79.8  | 84.7    | 111.5   | 5.9   | 3.7   | 4.4   | 320.3  | 366.0   | 417.4   |
| 1.3                                    | 1.3   | 125.0   | 133.0   | 169.9   | 14.1  | 10.6  | 8.6   | 71.2   | 65.0    | 82.5    |
| 93.4                                   | 165.0 | 454.4   | 709.4   | 827.7   | 0.8   | 1.9   | 1.1   | 63.4   | 105.9   | 136.1   |
| 0.6                                    | 1.2   | 10.9  | 22.5    | 83.5    |   |       |       | 38.0   | 76.2    | 111.3   |
| 127.3                                  | 134.6 | 74.0  | 217.0   | 359.6   | 0.5   | 1.2   | 0.9   | 121.7  | 202.4   | 266.5   |
| 104.6                                  | 87.2  | 1.8   | 0.2     | 2.0     | 4.3   | 18.6  | 21.5  | 222.5  | 480.8   | 640.0   |

a) Industrial energy consumption includes village-run industry. The mining total and manufacturing total include other petroleum products and other coking products, but breakdowns by branch do not include same.

b) Personal or Private consumption excludes the amount used by commerce, food services, the service trade, and the amount sold by small rural coal mines to individual-run business units.

6-8 能源生产弹性系数  
ELASTICITY OF ENERGY PRODUCTION

| 年份<br>Year | 能源生产比<br>上年增长 %<br>Growth Rate of<br>Energy Production<br>Over Preceding Year<br>(%) | 电力生产比<br>上年增长 %<br>Growth Rate of<br>Electricity<br>Production Over<br>Preceding Year<br>(%) | 国内生产总值比<br>上年增长 %<br>Growth Rate of<br>Gross Domestic<br>Product Over<br>Preceding Year<br>(%) | 能源生产<br>弹性系数<br>Elasticity of<br>Energy<br>Production | 电力生产<br>弹性系数<br>Elasticity of<br>Electricity<br>Production |
|------------|--|--|--|---|--|
| 1983       | 6.7  | 7.3  | 10.2   | 0.66  | 0.72   |
| 1984       | 9.2  | 7.3  | 14.5   | 0.63  | 0.50   |
| 1985       | 9.9  | 8.9  | 12.9   | 0.77  | 0.69   |
| 1986       | 3.0  | 9.5  | 8.5  | 0.35  | 1.12   |
| 1987       | 3.6  | 10.6   | 11.1   | 0.32  | 0.95   |
| 1988       | 5.0  | 9.6  | 11.3   | 0.44  | 0.85   |
| 1989       | 6.1  | 7.3  | 4.3  | 1.42  | 1.70   |
| 1990       | 2.2  | 6.2  | 3.9  | 0.56  | 1.59   |
| 1991       | 0.9  | 9.1  | 8.0  | 0.11  | 1.14   |
| 1992       | 2.3  | 11.3   | 13.6   | 0.17  | 0.83   |
| 1993       | 3.7  | 11.3   | 13.4   | 0.28  | 0.84   |

注：国内生产总值增长速度按可比价格计算。

a)Growth rates for Gross Domestic Product are calculated at comparable prices.

6-9 能源消费弹性系数  
ELASTICITY OF ENERGY CONSUMPTION

| 年份<br>Year | 能源消费比<br>上年增长 %<br>Growth Rate of<br>Energy Consumption<br>Over Preceding Year<br>(%) | 电力消费比<br>上年增长 %<br>Growth Rate of<br>Electricity<br>Consumption Over<br>Preceding Year<br>(%) | 国内生产总值比<br>上年增长 %<br>Growth Rate of<br>Gross Domestic<br>Product Over<br>Preceding Year<br>(%) | 能源消费<br>弹性系数<br>Elasticity of<br>Energy<br>Consumption | 电力消费<br>弹性系数<br>Elasticity of<br>Electricity<br>Consumption |
|------------|---|---|--|--|---|
| 1983       | 6.4   | 7.3   | 10.2   | 0.63   | 0.72  |
| 1984       | 7.4   | 7.4   | 14.5   | 0.51   | 0.51  |
| 1985       | 8.1   | 9.0   | 12.9   | 0.63   | 0.70  |
| 1986       | 5.4   | 9.5   | 8.5  | 0.64   | 1.12  |
| 1987       | 7.2   | 10.6  | 11.1   | 0.64   | 0.95  |
| 1988       | 7.3   | 9.7   | 11.3   | 0.65   | 0.86  |
| 1989       | 4.2   | 7.3   | 4.3  | 0.98   | 1.69  |
| 1990       | 1.8   | 6.2   | 3.9  | 0.47   | 1.59  |
| 1991       | 5.1   | 9.2   | 8.0  | 0.64   | 1.15  |
| 1992       | 5.2   | 11.5  | 13.6   | 0.38   | 0.85  |
| 1993       | 2.4   | 10.6  | 13.4   | 0.18   | 0.79  |

注：国内生产总值增长速度按可比价格计算。

a)Growth rates for Gross Domestic Product are calculated at comparable prices.

6-10 能源加工转换效率  
EFFICIENCY OF ENERGY CONVERSION

单位: %

(%)

| 年份<br>Year | 总效率<br>Total Efficiency | 发电及电站供热<br>Electricity Generation and<br>Heating Supply by Power Stations | 炼焦<br>Coking | 炼油<br>Petroleum Refining |
|------------|-------------------------|---|--------------|--------------------------|
| 1983       | 69.93                   | 36.94   | 91.18        | 99.16                    |
| 1984       | 69.16                   | 36.95   | 90.08        | 99.17                    |
| 1985       | 68.29                   | 36.85   | 90.79        | 99.10                    |
| 1986       | 68.32                   | 36.69   | 90.63        | 99.04                    |
| 1987       | 67.48                   | 36.75   | 90.46        | 98.81                    |
| 1988       | 66.54                   | 36.34   | 90.77        | 98.76                    |
| 1989       | 66.51                   | 36.74   | 90.30        | 98.57                    |
| 1990       | 67.20                   | 37.34   | 91.28        | 97.90                    |
| 1991       | 65.90                   | 37.60   | 89.90        | 98.10                    |
| 1992       | 66.00                   | 37.80   | 92.70        | 96.80                    |

6-11 平均每天各种能源消费量  
AVERAGE DAILY ENERGY CONSUMPTION BY ENERGY TYPE

| 能源品种       | Item                           | 1980  | 1985  | 1990  | 1991  | 1992  |
|------------|--------------------------------|-------|-------|-------|-------|-------|
| 合计 (万吨标准煤) | Total (10 000 tn of SCE)       | 165.1 | 210.1 | 270.4 | 284.3 | 299.1 |
| 煤炭 (万吨)    | Coal (10 000 tn)               | 167.1 | 223.6 | 289.1 | 338.6 | 351.0 |
| 焦炭 (万吨)    | Coke (10 000 tn)               | 11.8  | 12.8  | 18.9  | 19.7  | 21.6  |
| 原油 (万吨)    | Crude Oil (10 000 tn)          | 25.2  | 26.1  | 32.2  | 33.9  | 36.2  |
| 燃料油 (万吨)   | Fuel Oil (10 000 tn)           | 8.4   | 7.8   | 9.2   | 9.6   | 9.4   |
| 汽油 (万吨)    | Gasoline (10 000 tn)           | 2.7   | 3.8   | 5.2   | 6.1   | 6.9   |
| 煤油 (万吨)    | Kerosene (10 000 tn)           | 1.0   | 1.1   | 1.0   | 1.1   | 1.1   |
| 柴油 (万吨)    | Diesel Oil (10 000 tn)         | 4.6   | 5.3   | 7.4   | 8.2   | 9.2   |
| 天然气 (亿立方米) | Natural Gas (100 000 000 cu.m) | 0.4   | 0.4   | 0.4   | 0.4   | 0.4   |
| 电力 (亿千瓦时)  | Electricity (100 000 000 kwh)  | 8.2   | 11.3  | 17.1  | 18.6  | 20.8  |

6-12 分品种生活能源年消费总量  
AVERAGE ANNUAL PERSONAL OR PRIVATE ENERGY CONSUMPTION BY TYPE

| 能源品种       | Item                                     | 1980   | 1985   | 1990   | 1991   | 1992   |
|------------|--|--------|--------|--------|--------|--------|
| 合计 (万吨标准煤) | Total (10 000 tn of SCE)                 | 9 583  | 13 318 | 15 800 | 15 993 | 15 636 |
| 煤炭 (万吨)    | Coal (10 000 tn)                         | 11 574 | 15 624 | 16 700 | 16 452 | 14 781 |
| 煤油 (万吨)    | Kerosene (10 000 tn)                     | 99     | 122    | 105    | 94     | 87     |
| 液化石油气 (万吨) | Liquefied Petroleum Gas (10 000 tn)      | 43     | 91     | 159    | 202    | 239    |
| 天然气 (亿立方米) | Natural Gas (100 000 000 cu.m)           | 2      | 4      | 19     | 18     | 22     |
| 煤气 (亿立方米)  | Gas (100 000 000 cu.m)                   | 14     | 13     | 29     | 36     | 52     |
| 热力 (万万千焦)  | Thermo Power (10 000 000 000 kilo-joule) | 1 092  | 5 651  | 8 972  | 9 761  | 11 410 |
| 电力 (亿千瓦时)  | Electricity (100 000 000 kwh)            | 105    | 223    | 481    | 544    | 640    |

6-13 每人年平均生活用能源  
AVERAGE ANNUAL PERSONAL OR PRIVATE ENERGY CONSUMPTION PER CAPITA

| 年份<br>Year | 平均每人生活消费能源<br>(千克标准煤/人)<br>Kg of SCE/person | 煤炭<br>(千克)<br>Coal<br>(kg) | 电力<br>(千瓦时)<br>Power<br>(kwh) | 煤油<br>(千克)<br>Kerosene<br>(kg) | 液化石油气<br>(千克)<br>Liquefied<br>Petroleum Gas<br>(kg) | 天然气<br>(立方米)<br>Natural Gas<br>(cu.m) | 煤气<br>(立方米)<br>Gas<br>(cu.m) |
|------------|---|----------------------------|-------------------------------|--------------------------------|---|---------------------------------------|------------------------------|
| 1980       | 97.7  | 118.0                      | 10.7                          | 1.0                            | 0.4   | 0.2                                   | 1.4                          |
| 1981       | 101.3                                       | 121.6                      | 11.9                          | 1.2                            | 0.5   | 0.2                                   | 1.4                          |
| 1982       | 102.2                                       | 123.5                      | 12.0                          | 1.0                            | 0.5   | 0.2                                   | 1.5                          |
| 1983       | 106.6                                       | 127.7                      | 13.4                          | 1.2                            | 0.6   | 0.1                                   | 1.5                          |
| 1984       | 113.5                                       | 134.9                      | 15.3                          | 1.4                            | 0.6   | 0.5                                   | 1.5                          |
| 1985       | 126.7                                       | 148.7                      | 21.2                          | 1.2                            | 0.9   | 0.4                                   | 1.2                          |
| 1986       | 127.3                                       | 148.3                      | 23.2                          | 1.3                            | 1.1   | 0.7                                   | 1.3                          |
| 1987       | 132.1                                       | 152.1                      | 26.4                          | 1.2                            | 1.1   | 0.7                                   | 1.6                          |
| 1988       | 141.0                                       | 159.1                      | 31.2                          | 1.1                            | 1.2   | 1.4                                   | 1.5                          |
| 1989       | 139.3                                       | 152.4                      | 35.3                          | 1.1                            | 1.4   | 1.5                                   | 2.4                          |
| 1990       | 139.2                                       | 147.1                      | 42.4                          | 0.9                            | 1.4   | 1.6                                   | 2.5                          |
| 1991       | 138.1                                       | 142.0                      | 46.9                          | 0.8                            | 1.7   | 1.6                                   | 3.1                          |
| 1992       | 133.4                                       | 126.1                      | 54.6                          | 0.7                            | 2.0   | 1.8                                   | 4.4                          |

注：按年平均人口数计算。

a) Calculation are based on average population in each year.

## 主要统计指标解释

**能源生产总量** 指一定时期内全国(地区)一次能源生产量的总和,是观察全国(地区)能源生产水平、规模、构成和发展速度的总量指标。一次能源生产量包括原煤、原油、天然气、水电及其他动力能(如风能、地热能等)发电量。不包括低热值燃料生产量、生物质能、太阳能等的利用和由一次能源加工转换而成的二次能源产量。

**能源消费总量** 指一定时期内全国(地区)物质生产部门、非物质生产部门和生活消费的各种能源的总和,是观察能源消费水平、构成和增长速度的总量指标。能源消费总量包括原煤和原油及其制品、天然气、电力。不包括低热值燃料、生物质能和太阳能等的利用。能源消费总量分为三部分,即终端能源消费量、能源加工转换损失量和损失量。

(1)**终端能源消费量** 指一定时期内全国(地区)物质生产部门、非物质生产部门和生活消费的各种能源在扣除了用于加工转换二次能源消费量和损失量以后的数量。

(2)**能源加工转换损失量** 指一定时期内全国(地区)投入加工转换的各种能源数量之和与产出各种能源产品之和的差额。它是观察能源在加工转换过程中损失量变化的指标。

(3)**能源损失量** 指一定时期内能源在输送、分配、储存过程中发生的损失和由客观原因造成的各种损失量。不包括各种气体能源放空、放散量。

**能源生产弹性系数** 是研究能源生产量的增长与国民经济增长之间关系的指标。计算公式:

$$\text{能源生产弹性系数} = \frac{\text{能源生产总量年平均增长速度}}{\text{国民经济年平均增长速度}}$$

国民经济年平均增长速度,可根据不同的目的或需要,用国民生产总值,国民收入等指标来计算,本资料是采用国民生产总值指标计算的。

**电力生产弹性系数** 是研究电力生产量的增长与国民经济增长之间关系的指标。一般来说,电力的发展应当快于国民经济的发展,也就是说电力应超前发展。计算公式:

$$\text{电力生产弹性系数} = \frac{\text{电力生产量年平均增长速度}}{\text{国民经济年平均增长速度}}$$

**能源消费弹性系数** 是反映能源消费增长速度与国民经济增长速度之间比例关系的指标。计算公式:

$$\text{能源消费弹性系数} = \frac{\text{能源消费量年平均增长速度}}{\text{国民经济年平均增长速度}}$$

**电力消费弹性系数** 是反映电力消费增长速度与国民经济增长速度之间比例关系的指标。计算公式:

$$\text{电力消费弹性系数} = \frac{\text{电力消费量年平均增长速度}}{\text{国民经济年平均增长速度}}$$

**能源加工转换效率** 指一定时期内能源经过加工转换后,产出的各种能源产品的数量与同期内投入加工转换的各种能源数量的比率。它是观察能源加工转换装置和生产工艺先进与落后、管理水平高低等的重要指标。计算公式:

$$\text{能源加工转换效率} = \frac{\text{加工转换产出量}}{\text{加工转换投入量}} \times 100\%$$

**新增物资资源** 指一定时期内某种物资的资源总量,主要包括本期的生产量和进口量。

生产量是指某种物资的本期国内生产量。

进口量是指某种物资的本期海关进口量。



**主要物资国内消费量** 指一定时期内生产、建设单位实际消耗某种物资的数量,包括生产消费量和基本建设消费量。它是观察某种物资的消费规模、水平、构成的总量指标。

国内消费的统计原则是:谁消费谁统计。其核算方法是:物资投入生产、建设的第一道工序后,改变了原来的形态、性能,或已构成了工程实体,即作消费量统计。

**生产消费量** 指一定时期内生产企业、事业单位实际消耗某种物资的数量,主要包括产品生产消费、经营维修消费和更新改造措施消费。

产品生产消费是指直接用于产品生产过程中的工艺性消耗和构成新产品实体的消耗数量。

经营维修消费是指生产企业、事业单位对生产性、非生产性的固定资产、设备等的维护修理以及经营管理部门等的用料。

更新改造措施消费是指以内涵性扩大再生产为主要目的,对现有企业、事业单位原有设施进行技术(改造包括固定资产更新)以及相应配套的辅助性生产、生活福利设施等工程和有关工作用料。不包括建筑安装企业承包的更新改造措施工程用料。这一部分包括在“基本建设消费量”中。

**基本建设消费量** 指一定时期内从事基本建设活动的建设单位、施工单位、地质勘探单位在基本建设工程、更新改造措施工程、预制构件等方面实际消耗某种物资的数量,包括基本建设消费和更新改造措施消费。

基本建设消费是指以外延性扩大再生产为主要目的的新建、扩建工程及有关工作用料。

更新改造措施消费专指建筑安装企业承包的更新改造措施工程用料和建安企业自身的更新改造措施用料。

**工业产品库存量** 指乡及乡以上独立核算的工业企业在某一时点实际结存的合格产品的数量。包括:本单位仓库所存的产品;采用送货方式销售已运往车站、码头,还没有办妥托运手续的产品;因需修理暂时出库返修(不办理出入库手续)的产品。不包括:已产出但尚未验收入库的产品;采取提货方式销售已开出提货单尚未提取代为保管的产品。

## Explanatory Notes for Major Indicators

**Total Energy Production** refers to the total production of primary energy by all energy producing enterprises in the country (region) in a given period of time. It is a comprehensive indicator to observe the capacity, scale, composition and development of energy production of the country (region). The production of primary energy includes coal, crude oil, natural gas, hydro-power and electricity generated by other means such as wind power and geothermal power. The production of fuels of low calorific value, bioenergy, solar energy and secondary energy converted from the primary energy are excluded.

**Total Domestic Energy Consumption** refers to the total energy consumption of various forms by material production departments, non-material production departments and households in the country (region) in a given period of time. It is a comprehensive indicator to observe the scale, composition and development of energy consumption. The total energy consumption includes raw coal, crude petroleum and their products, natural gas and electricity, but excludes fuel of low calorific value, bioenergy and solar energy. Total domestic energy consumption can be divided into three parts:

(1) **Final Energy Consumption** refers to the total energy consumption by material production departments, non-material production departments and households in the country (region) in a given period of time, but excluded the secondary energy consumption and loss for the process of energy conversion.

(2) **Loss During the Process of Energy Conversion** refers to the total input of various forms for conversion, minus the total output of energy of various forms in the country in a given period of time. It is an indicator to observe the loss that occurs during the process of energy conversion.

(3) **Loss** refers to the total loss of energy due to mistakes or any objective reasons during the course of energy transport, distribution and storage in a given period of time. The loss of various kinds of gas due to gas discharges and stocktaking is excluded.

**Elastic Coefficient of Energy Production** is an indicator of the relationship between the growth rate of energy production and the growth rate of the national economy. The formula is:

$$\text{Elastic Coefficient of Energy Production} = \frac{\text{Average Annual Growth Rate of Energy Production}}{\text{Average Annual Growth Rate of National Economy}}$$

The average annual growth rate of the national economy can use the gross national product, national income and other indicators, depending upon the purposes or needs. This chapter is estimated using gross national product.

**Elastic Coefficient of Electricity Production** is an indicator of the relationship between the growth rate of electricity production and the growth rate of the national economy. Generally speaking, the growth rate of electricity production should be higher than that of the national economy. Its formula is:

$$\text{Elastic Coefficient of Electricity Production} = \frac{\text{Average Annual Growth Rate of Electricity Production}}{\text{Average Annual Growth Rate of National Economy}}$$

**Elastic Coefficient of Energy Consumption** is an indicator of the relationship between the growth rate of energy consumption and the growth rate of the national economy. The formula is:

$$\text{Elastic Coefficient of Energy Consumption} = \frac{\text{Average Annual Growth Rate of Energy Consumption}}{\text{Average Annual Growth Rate of National Economy}}$$

**Elastic Coefficient of Electricity Consumption** is an indicator of the relationship between the growth rate of electricity consumption and the growth rate of the national economy. The formula is:

$$\text{Elastic Coefficient of Electricity Consumption} = \frac{\text{Average Annual Growth Rate of Electricity}}{\text{Average Annual Growth Rate of National Economy}}$$

**Efficiency of Energy Conversion** refers to the ratio of the total output of energy products and the total input of energy conversion of various kinds in the same reference period. It is an important indicator to observe the current conditions of energy conversion equipment, production technique and management. The formula is:

$$\text{Efficiency of Energy Conversion} = \frac{\text{Output of Energy Conversion}}{\text{Input of Energy Conversion}} \times 100\%$$

**Newly Increased Resources of Materials** refers to total quantity of certain resources in a given period of time, including total output and import in reference period.

Output refers to total domestic production of certain goods in reference period.

Import refers to total import of certain goods through customs in reference period.

**Domestic Consumption of Major Materials** refers to actual quantity of materials consumed by construction units, including production consumption and consumption for capital construction, which reflects the size, level, and structure of consumption of certain materials.

Statistics of Domestic Consumption of Major Materials are reported by consumers following the rule that materials which have been changed in shape, nature, or become part of project are considered as consumption.

**Production Consumption** refers to the quantity of materials consumed by production enterprises and institutions in a given period of time, including consumption for production of goods, for operating and maintenance, and for technical updating and transformation.

Consumption for Production of Goods refers to consumption directly occurred in production process and consumption in formation of new products.

Consumption for Operating and Maintenance refers to materials consumption by production enterprises and institutions for investment in productive fixed assets and non-productive fixed assets, maintenance and repairing of equipments, and for the operation of management sectors.

Consumption for Technical Updating and Transformation refers to materials consumption in technical updating and transformation and replacement of original equipments, fixed assets, and accessory productive and living and welfare facilities of enterprises and institutions for the purpose of intensive expansion of production. Consumption of materials by construction and installation enterprises is not included in this category but included in

Consumption for Capital Construction".

**Consumption for Capital Construction** refers to materials consumption by construction units and geological survey units for capital construction, technical updating and transformation, pre-manufacturing of construction parts.

Consumption for Capital Construction refers to materials consumption for new construction, expansion, and relevant constructions for the purpose of extensive expansion of production.

Consumption for Technical Updating and Transformation refers to materials consumption for projects of technical updating and transformation by construction and installation enterprises, including the consumption for technical updating and transformation of construction enterprises.

**Stock of Industrial Products** refers to quantity of finished goods meeting the quality standards which are in stock of independent-accounting enterprises at or above township level. It includes goods in storage, goods shipped to transport station or harbor but not consigned, goods temporarily out of storage for repairing (with no registration for in and out), but excludes finished goods which have not been checked and accepted and goods in stock with bill of lading issued but not picked up.



七 财 政

PUBLIC FINANCE

---

---



## 7-1 国家财政收支总额及指数

## TOTAL GOVERNMENT REVENUE AND EXPENDITURES AND RELEVANT INDICES

1986年,因某些冲减收入项目改列支出,收入与支出均有虚增,与以前年度不尽可比,本年指数中已扣除这个因素。  
Revenue and expenditures for 1986 are more than the actual figure and are not comparable with previous years.  
This is due to certain revenue-reducing items relisted as expenditures.

| 年 份<br>Year | 总 收 入<br>(亿元)<br>Total Revenue<br>(100 000 000 yuan) | 总 支 出<br>(亿元)<br>Total Expenditures<br>(100 000 000 yuan) | 收 支 差 额<br>(亿元)<br>Balance<br>(100 000 000 yuan) | 指 数 (上年=100)<br>Index (preceding year=100) |                             |
|-------------|--|---|--|--|-----------------------------|
|             |  |   |  | 总 收 入<br>Total Revenue                     | 总 支 出<br>Total Expenditures |
| 1952        | 183.7  | 176.0   | 7.7  | 138.0                                      | 143.7                       |
| 1957        | 310.2  | 304.2   | 6.0  | 107.9                                      | 99.5                        |
| 1962        | 313.6  | 305.3   | 8.3  | 88.1                                       | 83.2                        |
| 1965        | 473.3  | 466.3   | 7.0  | 118.5                                      | 116.9                       |
| 1970        | 662.9  | 649.4   | 13.5   | 125.8                                      | 123.5                       |
| 1975        | 815.6  | 820.9   | -5.3   | 104.2                                      | 103.8                       |
| 1978        | 1 121.1  | 1 111.0   | 10.1   | 128.2                                      | 131.7                       |
| 1980        | 1 085.2  | 1 212.7   | - 127.5  | 98.4                                       | 95.2                        |
| 1983        | 1 249.0  | 1 292.5   | -43.5  | 111.1                                      | 112.1                       |
| 1984        | 1 501.9  | 1 546.4   | -44.5  | 120.2                                      | 119.6                       |
| 1985        | 1 866.4  | 1 844.8   | 21.6   | 124.3                                      | 119.3                       |
| 1986        | 2 260.3  | 2 330.8   | -70.5  | 121.1                                      | 126.3                       |
| 1987        | 2 368.9  | 2 448.5   | -79.6  | 104.8                                      | 105.0                       |
| 1988        | 2 628.0  | 2 706.6   | -78.6  | 110.9                                      | 110.5                       |
| 1989        | 2 947.9  | 3 040.2   | -92.3  | 112.2                                      | 112.3                       |
| 1990        | 3 312.6  | 3 452.2   | - 139.6  | 112.4                                      | 113.6                       |
| 1991        | 3 610.9  | 3 813.6   | - 202.7  | 109.0                                      | 110.5                       |
| 1992        | 4 153.1  | 4 389.7   | - 236.6  | 115.0                                      | 115.1                       |
| 1993        | 5 088.2  | 5 287.4   | - 199.2  | 122.5                                      | 120.5                       |



## 7-2 国家财政收支平衡表 (1993年)

## BALANCE SHEET OF GOVERNMENT REVENUE AND EXPENDITURES (1993)

单位: 亿元

(100 000 000 yuan)

| 经常性收支项目<br>Current Revenue and Expenditure Items              |          |  |  |          |
|---|----------|--|--|----------|
| 收 入 Revenue   |          | 支 出 Expenditure  |  |          |
| 各项税收 Total Taxes  | 4 039.78 | 非生产性基本建设 Nonproductive Capital Construction Expenditures                         |  | 182.50   |
| 非生产性企业亏损补贴 Subsidies for Lossmaking Nonproductive Enterprises | -202.39  | 事业发展和社会福利支出 Social Development and Welfare Expenditures                          |  | 1 291.33 |
| 国家预算调节基金收入 Adjustable Fund Revenue                            | 102.46   | 保障支出 Expenditures  |  |          |
|   |          | 国家政权建设 National Defense, Armed Police and Administration Expenses                |  | 1 011.57 |
|   |          | 价格补贴支出 Price Subsidies   |  | 299.30   |
| 其他经常性收入 Other Current Revenue                                 | 153.26   | 其他经常性支出 Other Current Expenditures   |  | 542.83   |
| 经常性收入合计 Total Current Revenue                                 | 4 093.11 | 经常性支出合计 Total Current Expenditures   |  | 3 327.53 |
|   |          | 经常性预算节余 Current Budget Balances  |  | 765.58   |
| 建设性收支项目<br>Constructive Revenue and Expenditures              |          |  |  |          |
| 收 入 Revenue   |          | 支 出 Expenditures   |  |          |
| 经常性预算节余 Current Budget Balances                               | 765.58   | 建设性基本建设 Production Capital Construction Expenditures                             |  | 718.33   |
| 专项建设性收入 Special Construction Revenue                          | 415.25   | 支出 Expenditures  |  |          |
| 企业收入 Enterprise Revenue                                       | 49.49    | 挖潜改造和新产品试制费 Technical Updates, Transformation and New Product Promotion Expenses |  | 421.38   |
| 生产性企业亏损补贴 Subsidies For Loss-making Productive Enterprises    | -208.90  | 支援农业生产 Expenditures Supporting Agricultural Production                           |  | 183.48   |
|   |          | 城市维护建设支出 City Maintenance Expenditures   |  | 196.97   |
|   |          | 国内外债务还本付息支出 Principal and Interest Payments on Domestic and Foreign Debt         |  | 336.22   |
|   |          | 其他建设性支出 Other Construction Expenditures  |  | 103.51   |
| 其他建设性收入 Other Construction Revenue                            |          |  |  |          |
| 建设性收入小计 Sub-Total Construction Revenue                        | 1 021.42 |  |  |          |
| 债务收入 Debt Revenue   | 938.47   |  |  |          |
| 国内外债务收入 Domestic and Foreign Debt Revenue                     | 739.22   |  |  |          |
| 向银行借款 (原硬赤字) Loans From Banks                                 | 199.25   |  |  |          |
| 建设性收入合计 Total Construction Revenue                            | 1 959.89 | 建设性支出合计 Total Construction Expenditures  |  | 1959.09  |
| 收入总计 Total Revenue  | 5 287.42 | 支出总计 Total Expenditures  |  | 5287.42  |
| (扣除经常性节余)(Less current balance)                               |          |  |  |          |

a) Adjustable Fund Revenue revenue by raising some funds from extra-budgetary funds according to a certain proportion, used for current expenditure.

7-3 国家财政分部门收入  
GOVERNMENT REVENUE BY SECTOR

分部门数包括各部门上交的利润、折旧、事业收入、各项税收以及能源交通重点建设资金收入，其他部门还包括债务收入数。  
Total revenue for every sector includes taxes, profits, depreciation, non-business revenue and funds for energy industry, transportation and key construction projects. Total revenue for "Other" sectors includes government borrowing.

单位：亿元

(100 000 000 yuan)

| 年 份<br>Year | 工 业<br>Industry       |                       | 农 业<br>Agriculture | 商 业<br>Commerce | 交 通 运 输<br>Transportation | 建 筑<br>Construction | 其 他<br>Other |          |
|-------------|-----------------------|-----------------------|--------------------|-----------------|---------------------------|---------------------|--------------|----------|
|             | 轻工业<br>Light Industry | 重工业<br>Heavy Industry |                    |                 |                           |                     |              |          |
| 1952        | 62.24                 | 42.39                 | 19.85              | 37.06           | 41.73                     | 9.54                | 0.85         | 32.30    |
| 1957        | 152.57                | 83.00                 | 69.57              | 39.69           | 73.00                     | 25.87               | 1.46         | 17.60    |
| 1962        | 180.81                | 94.73                 | 86.08              | 29.81           | 51.96                     | 33.01               | -1.33        | 19.29    |
| 1965        | 347.40                | 142.46                | 204.94             | 34.30           | 31.61                     | 42.16               | 0.63         | 17.22    |
| 1970        | 484.47                | 197.00                | 287.47             | 34.89           | 82.55                     | 48.94               | -0.58        | 12.63    |
| 1975        | 626.72                | 260.09                | 366.63             | 30.00           | 68.86                     | 64.34               | -1.13        | 26.82    |
| 1978        | 845.07                | 336.17                | 508.90             | 31.65           | 137.09                    | 81.50               | 1.89         | 23.92    |
| 1980        | 897.35                | 375.77                | 521.58             | 33.11           | 16.47                     | 70.34               | 1.03         | 66.93    |
| 1982        | 944.19                | 424.27                | 519.92             | 49.32           | -41.83                    | 51.54               | 1.45         | 119.30   |
| 1983        | 1 074.55              | 426.30                | 648.25             | 67.57           | -99.31                    | 71.18               | 11.47        | 123.53   |
| 1984        | 1 169.11              | 450.73                | 718.38             | 61.07           | -12.54                    | 124.47              | 6.40         | 153.35   |
| 1985        | 1 194.66              | 491.93                | 702.73             | 87.38           | 143.62                    | 131.33              | 7.52         | 301.89   |
| 1986        | 1 267.60              | 509.73                | 757.87             | 80.37           | 331.22                    | 122.77              | 24.42        | 433.88   |
| 1987        | 1 236.62              | 518.98                | 717.64             | 89.99           | 371.10                    | 117.14              | 27.70        | 526.35   |
| 1988        | 1 265.71              | 557.48                | 708.23             | 121.38          | 467.60                    | 133.05              | 35.53        | 604.75   |
| 1989        | 1 340.63              | 617.56                | 723.07             | 141.63          | 581.24                    | 143.24              | 45.01        | 696.12   |
| 1990        | 1 364.34              | 698.85                | 665.49             | 126.38          | 724.84                    | 231.88              | 43.44        | 821.67   |
| 1991        | 1 488.90              | 711.96                | 776.94             | 133.67          | 849.33                    | 157.18              | 49.22        | 932.58   |
| 1992        | 1 702.75              | 830.61                | 872.14             | 149.51          | 996.73                    | 207.65              | 66.45        | 1 029.96 |
| 1993        | 1 949.03              | 1 049.95              | 899.08             | 236.03          | 1 338.90                  | 157.52              | 80.77        | 1 325.92 |

7-4 国家财政分经济类型收入  
GOVERNMENT REVENUE BY OWNERSHIP

单位：亿元

(100 000 000 yuan)

| 年 份<br>Year | 国 有<br>State<br>Ownership | 公私合营<br>Joint State-<br>Private Ownership | 集 体<br>Collective<br>Ownership | 私 营<br>Private<br>Ownership | 个体经济<br>Individual | 其 他<br>Other |
|-------------|---------------------------|---|--------------------------------|-----------------------------|--------------------|--------------|
| 1952        | 101.01                    | 1.91                                      | 2.09                           | 34.18                       | 33.03              | 1.72         |
| 1957        | 218.78                    | 26.70                                     | 51.83                          | 2.53                        | 5.78               | 4.42         |
| 1962        | 255.80                    |   | 50.63                          |                             | 6.87               | 0.25         |
| 1965        | 407.32                    |   | 60.78                          |                             | 5.22               |              |
| 1970        | 582.39                    |   | 77.27                          |                             | 3.24               |              |
| 1975        | 702.55                    |   | 109.14                         |                             | 3.92               |              |
| 1978        | 973.65                    |   | 142.40                         |                             | 5.07               |              |
| 1980        | 889.58                    |   | 146.27                         |                             | 6.36               | 0.01         |
| 1982        | 884.47                    |   | 164.14                         |                             | 35.23              | 0.10         |
| 1983        | 969.85                    |   | 194.41                         |                             | 35.75              | 11.15        |
| 1984        | 1 156.85                  |   | 252.98                         |                             | 40.99              | 16.23        |
| 1985        | 1 343.80                  |   | 400.32                         |                             | 75.00              | 18.04        |
| 1986        | 1 683.29                  |   | 371.04                         |                             | 89.74              | 40.45        |
| 1987        | 1 664.94                  |   | 416.92                         |                             | 104.96             | 75.60        |
| 1988        | 1 797.87                  |   | 473.05                         |                             | 147.35             | 71.14        |
| 1989        | 1 969.13                  |   | 530.16                         |                             | 186.48             | 118.04       |
| 1990        | 2 198.88                  |   | 545.15                         |                             | 230.36             | 159.95       |
| 1991        | 2 327.97                  |   | 548.70                         |                             | 359.22             | 194.86       |
| 1992        | 2 608.16                  |   | 575.01                         |                             | 573.75             | 187.22       |
| 1993        | 3 082.20                  |   | 850.76                         |                             | 552.25             | 245.06       |

注：1979年后个体经济中包括私营经济。

a) Since 1979, "individual" is included in "private ownership".

7-5 国家财政分项目收入  
GOVERNMENT REVENUE BY SOURCE

单位: 亿元

(100 000 000 yuan)

| 年 份<br>Year | 各项税收<br>Taxes | 企业收入<br>Revenue from<br>Enterprises | 债务收入<br>Debts<br>Revenue | 征集能源交通重点建设基金收入<br>Funds Levied for Development<br>of Energy Industry,<br>Transportation and Key<br>Construction Projects | 其他收入<br>Other<br>Revenue | 企业亏损补贴<br>Subsidies to<br>Loss-making<br>Enterprises |
|-------------|---------------|-------------------------------------|--------------------------|--|--------------------------|--|
| 1952        | 97.69         | 57.27                               | 9.78                     |  | 18.98                    |  |
| 1957        | 154.89        | 144.18                              | 6.99                     |  | 4.13                     |  |
| 1962        | 162.07        | 146.22                              |                          |  | 5.26                     |  |
| 1965        | 204.30        | 264.27                              |                          |  | 4.75                     |  |
| 1970        | 281.20        | 378.97                              |                          |  | 2.73                     |  |
| 1975        | 402.77        | 400.20                              |                          |  | 12.64                    |  |
| 1978        | 519.28        | 571.99                              |                          |  | 29.85                    |  |
| 1980        | 571.70        | 435.24                              | 43.01                    |  | 35.28                    |  |
| 1983        | 775.59        | 240.52                              | 79.41                    | 93.00  | 60.47                    |  |
| 1984        | 947.35        | 276.77                              | 77.34                    | 122.45   | 77.95                    |  |
| 1985        | 2 040.79      | 43.75                               | 89.85                    | 146.79   | 52.24                    |  |
| 1986        | 2 090.73      | 42.04                               | 138.25                   | 157.07   | 156.95                   | - 324.78   |
| 1987        | 2 140.36      | 42.86                               | 169.55                   | 180.18   | 212.38                   | - 376.43   |
| 1988        | 2 390.47      | 51.12                               | 270.78                   | 185.93   | 176.18                   | - 446.46   |
| 1989        | 2 727.40      | 63.60                               | 282.97                   | 202.18   | 270.60                   | - 598.88   |
| 1990        | 2 821.86      | 78.30                               | 375.45                   | 185.08   | 430.74                   | - 578.88   |
| 1991        | 2 990.17      | 74.69                               | 461.40                   | 188.22   | 406.64                   | - 510.24   |
| 1992        | 3 121.55      | 59.97                               | 669.68                   | 157.11   | 589.80                   | - 444.96   |
| 1993        | 4 255.30      | 49.49                               | 690.22                   | 117.72   | 386.73                   | - 411.29   |

注: 债务收入包括国外借款和国内债务收入。1980—1984年企业收入合计小于工业收入, 是因外贸、粮食企业等亏损额较大, 冲减了其他企业收入。由于利改税, 利转税因素及收入科目的变化, 1985年起各项税收和企业收入与以前年度不可比。

a) Includes revenue from foreign debt domestic government bonds, and etc.

b) 1985 figures for total taxes and revenue from enterprises are not comparable with previous years due to institutional reform.

7-6 各项税收  
GOVERNMENT TAX REVENUE

单位: 亿元

(100 000 000 yuan)

| 年 份<br>Year | 合 计<br>Total | # 工商税收<br>Industrial<br>and Commercial | # 烧油特别税<br>Special Tax<br>on Use of<br>Oil as Fuel | # 盐 税<br>Salt Tax | # 关 税<br>Tariffs | # 农牧业税<br>Agricultural<br>and Animal<br>Husbandry Taxes | # 建筑税<br>Construction<br>Tax |
|-------------|--------------|--|--|-------------------|------------------|---|------------------------------|
| 1952        | 97.69        | 61.48                                  |  | 4.05              | 4.81             | 27.35   |                              |
| 1957        | 154.89       | 113.12                                 |  | 6.31              | 5.79             | 29.67   |                              |
| 1962        | 162.07       | 124.84                                 |  | 9.58              | 4.82             | 22.83   |                              |
| 1965        | 204.30       | 165.49                                 |  | 7.33              | 5.70             | 25.78   |                              |
| 1970        | 281.20       | 232.07                                 |  | 10.15             | 7.00             | 31.98   |                              |
| 1975        | 402.77       | 347.98                                 |  | 10.34             | 15.00            | 29.45   |                              |
| 1978        | 519.28       | 451.29                                 |  | 10.83             | 28.76            | 28.40   |                              |
| 1980        | 571.70       | 501.35                                 |  | 9.15              | 33.53            | 27.67   |                              |
| 1983        | 775.59       | 657.81                                 | 19.29  | 9.73              | 53.88            | 32.96   | 1.92                         |
| 1984        | 947.35       | 770.51                                 | 18.23  | 10.31             | 103.07           | 34.84   | 10.39                        |
| 1985        | 2 040.79     | 1 147.82                               | 17.01  | 10.01             | 205.21           | 42.05   | 22.85                        |
| 1986        | 2 090.73     | 1 248.56                               | 16.20  | 10.86             | 151.62           | 44.52   | 23.57                        |
| 1987        | 2 140.36     | 1 330.35                               | 15.13  | 8.58              | 142.37           | 51.81   | 29.92                        |
| 1988        | 2 390.47     | 1 541.62                               | 14.05  | 8.75              | 155.02           | 73.69   | 26.41                        |
| 1989        | 2 727.40     | 1 814.83                               | 11.83  | 9.58              | 181.54           | 84.94   | 29.04                        |
| 1990        | 2 821.86     | 1 895.35                               | 11.40  | 8.35              | 159.01           | 87.86   | 37.90                        |
| 1991        | 2 990.17     | 2 024.65                               | 9.91   | 8.37              | 187.28           | 90.65   | 30.86                        |
| 1992        | 3 121.55     | 2 277.32                               | 7.30   | 8.12              | 212.75           | 89.95   | 32.30                        |
| 1993        | 4 255.30     | 3 319.53                               | 1.59   | 7.85              | 256.47           | 96.39   | 38.40                        |

注: 农牧业税中包括契税、农林特产税和耕地占用税。1991年起, 建筑税中包括固定资产投资方向调节税。

a) Includes contract taxes and taxes on use of cultivated land.

b) Figures since 1991 include adjusted taxes for investment in fixed assets.

7-7 国家财政分项目支出  
GOVERNMENT EXPENDITURES BY ACCOUNT ITEM

单位: 亿元

(100 000 000 yuan)

| 年 份<br>Year | 基本建设支出<br>Appropriations<br>for Capital<br>Construction | 流 动 资 金<br>Circulating<br>Funds | 挖潜改造资金和<br>科技三项费用<br>Technical Updates<br>and Transformation<br>of Enterprises, and<br>New Product<br>Promotion Funds | 地质勘探费<br>Geological<br>Prospecting | 工交商部<br>门事业费<br>Administration<br>Expenses of<br>Industry,<br>Transportation<br>and Commerce | 支援农村生产支出<br>和各项农业事业费<br>Expenditures<br>Supporting<br>Agricultural<br>Production and<br>Administration |
|-------------|---|---------------------------------|---|------------------------------------|--|--|
| 1952        | 46.68   | 18.56                           |   |                                    |  | 2.69   |
| 1957        | 123.71  | 20.82                           | 2.29  | 6.27                               | 12.36  | 7.99   |
| 1962        | 55.65   | 47.78                           | 14.65   | 4.79                               | 10.29  | 19.29  |
| 1965        | 158.49  | 27.55                           | 25.23   | 7.71                               | 15.91  | 17.29  |
| 1970        | 298.36  | 31.23                           | 14.78   | 8.76                               | 6.58   | 15.91  |
| 1975        | 326.96  | 41.84                           | 31.47   | 14.16                              | 12.76  | 42.53  |
| 1978        | 451.92  | 66.60                           | 63.24   | 20.15                              | 17.79  | 76.95  |
| 1980        | 419.39  | 36.71                           | 80.45   | 22.57                              | 22.85  | 82.12  |
| 1983        | 382.81  | 12.89                           | 78.71   | 23.60                              | 27.88  | 86.66  |
| 1984        | 488.93  | 9.96                            | 111.77  | 26.22                              | 30.66  | 95.93  |
| 1985        | 583.80  | 14.30                           | 103.42  | 29.58                              | 35.16  | 101.04   |
| 1986        | 671.82  | 9.94                            | 129.85  | 30.60                              | 36.56  | 124.30   |
| 1987        | 628.12  | 12.06                           | 124.93  | 30.29                              | 33.13  | 134.16   |
| 1988        | 633.37  | 9.59                            | 151.01  | 32.51                              | 38.95  | 158.74   |
| 1989        | 625.76  | 12.09                           | 146.30  | 33.16                              | 45.01  | 197.12   |
| 1990        | 725.60  | 10.90                           | 153.91  | 36.19                              | 46.93  | 221.76   |
| 1991        | 739.75  | 13.08                           | 180.81  | 38.34                              | 52.41  | 243.55   |
| 1992        | 764.81  | 10.63                           | 223.62  | 44.07                              | 64.58  | 269.04   |
| 1993        | 900.83  | 18.48                           | 421.38  | 49.06                              | 76.22  | 323.42   |

续表 1 continued

单位: 亿元

(100 000 000 yuan)

| 年 份<br>Year | 文教科学卫生事业费<br>Culture, Education<br>Science and<br>Health Care | 抚恤和社会救济费<br>Pensions and<br>Social Welfare<br>Relief Funds | 国 防 费<br>National<br>Defense | 行政管理费<br>Government<br>Administration | 债务支出<br>Repayment<br>of Loans | 价格补贴支出<br>Price<br>Subsidies |
|-------------|---|--|------------------------------|---------------------------------------|-------------------------------|------------------------------|
| 1952        | 13.47   | 2.95   | 57.84                        | 14.54                                 | 3.92                          |                              |
| 1957        | 27.76   | 5.29   | 55.11                        | 21.68                                 | 8.26                          |                              |
| 1962        | 36.74   | 8.14   | 56.94                        | 21.72                                 | 10.37                         |                              |
| 1965        | 45.59   | 10.94  | 86.76                        | 25.34                                 | 6.36                          |                              |
| 1970        | 43.65   | 6.53   | 145.26                       | 25.27                                 |                               |                              |
| 1975        | 81.29   | 12.88  | 142.46                       | 38.83                                 |                               |                              |
| 1978        | 112.66  | 18.91  | 167.84                       | 49.09                                 |                               |                              |
| 1980        | 146.26  | 20.31  | 193.84                       | 66.79                                 | 28.58                         |                              |
| 1983        | 223.54  | 24.04  | 177.13                       | 102.20                                | 42.47                         |                              |
| 1984        | 263.17  | 25.16  | 180.76                       | 137.28                                | 28.91                         |                              |
| 1985        | 316.70  | 31.15  | 191.53                       | 143.58                                | 39.56                         |                              |
| 1986        | 379.93  | 35.58  | 200.75                       | 182.43                                | 50.16                         | 257.48                       |
| 1987        | 402.75  | 37.40  | 209.62                       | 195.48                                | 79.83                         | 294.60                       |
| 1988        | 486.10  | 41.77  | 218.00                       | 239.35                                | 76.75                         | 316.82                       |
| 1989        | 553.33  | 49.60  | 251.47                       | 284.77                                | 72.36                         | 373.55                       |
| 1990        | 617.29  | 55.04  | 290.31                       | 333.47                                | 190.40                        | 380.80                       |
| 1991        | 708.00  | 67.32  | 330.31                       | 375.81                                | 246.80                        | 373.77                       |
| 1992        | 792.96  | 66.45  | 377.86                       | 463.41                                | 438.57                        | 321.64                       |
| 1993        | 957.77  | 75.27  | 425.80                       | 585.77                                | 336.22                        | 299.30                       |

注: 行政管理费中包括武装警察部队经费和公检法支出。

a) Includes expenditures on armed police, public security, judicial agencies and the justice system.

## 7-8 国家财政分费用类别支出

## GOVERNMENT EXPENDITURES BY GENERAL CATEGORIES

单位: 亿元

(100 000 000 yuan)

| 年 份<br>Year | 经济建设费<br>Economic<br>Construction | 社会文教费<br>Culture and<br>Education | 国防 费<br>National<br>Defense | 行政管理费<br>Adminis-<br>tration | 债务支出<br>Repayment<br>of Loans | 其 他<br>Other |
|-------------|-----------------------------------|-----------------------------------|-----------------------------|------------------------------|-------------------------------|--------------|
| 1952        | 73.23                             | 21.11                             | 57.84                       | 15.49                        | 3.92                          | 4.40         |
| 1957        | 163.04                            | 46.42                             | 55.11                       | 22.70                        | 8.26                          | 8.68         |
| 1962        | 152.64                            | 51.73                             | 56.94                       | 21.91                        | 10.37                         | 11.66        |
| 1965        | 254.11                            | 62.70                             | 86.76                       | 26.34                        | 6.36                          | 30.06        |
| 1970        | 392.61                            | 52.22                             | 145.26                      | 32.00                        |                               | 27.32        |
| 1975        | 481.96                            | 103.55                            | 142.46                      | 41.81                        |                               | 51.40        |
| 1978        | 707.84                            | 146.96                            | 167.84                      | 52.90                        |                               | 35.41        |
| 1980        | 670.78                            | 199.01                            | 193.84                      | 75.53                        | 28.58                         | 44.99        |
| 1982        | 543.18                            | 242.98                            | 176.35                      | 90.84                        | 55.52                         | 44.44        |
| 1983        | 635.21                            | 282.51                            | 177.13                      | 103.08                       | 42.47                         | 52.05        |
| 1984        | 784.65                            | 332.06                            | 180.76                      | 139.80                       | 28.91                         | 80.22        |
| 1985        | 895.00                            | 408.43                            | 191.53                      | 171.06                       | 39.56                         | 139.20       |
| 1986        | 1 234.71                          | 485.09                            | 200.75                      | 220.04                       | 50.16                         | 140.06       |
| 1987        | 1 259.95                          | 505.83                            | 209.62                      | 228.20                       | 79.83                         | 165.06       |
| 1988        | 1 397.00                          | 581.18                            | 218.00                      | 271.60                       | 76.75                         | 162.04       |
| 1989        | 1 435.25                          | 668.44                            | 251.47                      | 386.26                       | 72.36                         | 226.42       |
| 1990        | 1 546.22                          | 737.61                            | 290.31                      | 414.56                       | 190.39                        | 273.11       |
| 1991        | 1 608.60                          | 849.65                            | 330.31                      | 414.01                       | 246.80                        | 364.18       |
| 1992        | 1 821.72                          | 970.12                            | 377.86                      | 463.41                       | 438.57                        | 318.00       |
| 1993        | 2 143.69                          | 1 178.27                          | 425.80                      | 634.26                       | 336.22                        | 569.18       |

## 7-9 国家用于教育支出

## GOVERNMENT EXPENDITURES ON EDUCATION

单位: 亿元

(100 000 000 yuan)

| 年 份<br>Year | 合 计<br>Total | 预 算 内 教 育 支 出  |   |  |   | 其 他<br>Other | 预 算 外<br>教育支出<br>Subtotal<br>Extra-<br>Budgetary<br>Education<br>Expendi-<br>tures | 企业营业<br>外用于教<br>育的支出<br>Enterprise<br>Non-Business<br>Expenses on<br>Education | 农村教育费<br>附加支出<br>Rural<br>Additional<br>Education<br>Expenses |
|-------------|--------------|--|---|--|---|--------------|--|--|---|
|             |              | 教 育 基 建 投 资<br>Capital<br>Construc-<br>tion Invest-<br>ment for<br>Education | 教 育 行 政 费<br>Adminis-<br>tration<br>Expendi-<br>tures | 各 部 门 事 业 费 中 用 于 教 育 的 支 出<br>Adminis-<br>tration<br>Expenditures<br>on Various<br>Departments<br>for Education | Subtotal<br>Budgetary<br>Education<br>Expendi-<br>tures |              |  |  |   |
| 1952        | 11.03        | 11.03  | 8.95  | 1.97   | 0.11  |              |  |  |   |
| 1957        | 27.98        | 27.98  | 19.52   | 3.52   | 4.94  |              |  |  |   |
| 1962        | 27.91        | 27.55  | 24.07   | 0.53   | 2.95  | 0.36         | 0.36   |  |   |
| 1965        | 37.00        | 35.81  | 29.12   | 2.82   | 3.87  | 1.19         | 1.19   |  |   |
| 1970        | 27.56        | 27.56  | 27.56   |  |   |              |  |  |   |
| 1975        | 57.47        | 53.18  | 48.26   | 3.14   | 1.78  | 4.29         | 4.29   |  |   |
| 1978        | 81.24        | 75.05  | 65.60   | 4.45   | 5.00  | 6.19         | 6.19   |  |   |
| 1980        | 125.25       | 114.15   | 94.18   | 11.35  | 8.45  | 0.17         | 11.10  | 11.10  |   |
| 1982        | 151.37       | 137.64   | 115.68  | 12.36  | 9.16  | 0.44         | 13.73  | 13.73  |   |
| 1983        | 171.33       | 156.86   | 127.85  | 17.21  | 9.66  | 2.14         | 14.47  | 14.47  |   |
| 1984        | 201.23       | 183.81   | 148.16  | 20.57  | 11.41   | 3.67         | 17.42  | 17.42  |   |
| 1985        | 254.31       | 230.18   | 184.16  | 27.19  | 13.54   | 5.29         | 24.13  | 23.01  |   |
| 1986        | 305.35       | 268.18   | 214.32  | 31.85  | 15.83   | 6.18         | 37.17  | 25.65  |   |
| 1987        | 320.89       | 272.62   | 226.66  | 28.29  | 16.61   | 1.06         | 48.27  | 26.96  |   |
| 1988        | 387.48       | 330.65   | 278.72  | 26.50  | 21.85   | 3.56         | 56.85  | 28.45  |   |
| 1989        | 449.78       | 378.43   | 316.16  | 33.47  | 24.55   | 4.25         | 71.35  | 34.35  |   |
| 1990        | 505.87       | 415.06   | 352.55  | 29.63  | 26.99   | 5.89         | 90.81  | 38.71  |   |
| 1991        | 557.39       | 473.89   | 410.40  | 43.42  | 30.26   | 5.26         | 92.21  | 45.21  |   |
| 1992        | 672.22       | 566.71   | 452.52  | 48.97  | 37.22   | 26.70        | 105.51   | 50.51  |   |
| 1993        | 789.97       | 684.97   | 558.21  | 52.00  | 34.00   | 39.46        | 105.00   | 55.00  |   |

7-10 国家财政用于农业的支出  
GOVERNMENT EXPENDITURES ON AGRICULTURE

单位: 亿元

(100 000 000 yuan)

| 年 份<br>Year | 农业支出   |   |   |                              |   |              | 农业支出占<br>财政支出%<br>As<br>Percentage<br>of Total<br>Expenditures |
|-------------|--------|---|---|------------------------------|---|--------------|--|
|             | Total  | 支援农村生产支出<br>和各项农业事业费<br>Expenditures on<br>Agricultural<br>Production and<br>Administration | 基本建设支出<br>Appropriations<br>for Capital<br>Construction | 流动资金<br>Circulating<br>Funds | 科技三项费用<br>New Product<br>Promotion<br>Funds | 其 他<br>Other |  |
| 1952        | 9.04   | 2.69  | 3.84  | 0.41                         |   | 2.10         | 5.1  |
| 1957        | 23.50  | 7.99  | 10.93   | 1.00                         |   | 3.58         | 7.7  |
| 1962        | 38.23  | 19.29   | 8.67  | 2.70                         |   | 7.57         | 12.5   |
| 1965        | 54.98  | 17.29   | 23.51   | 2.88                         | 1.05  | 10.25        | 11.8   |
| 1970        | 49.40  | 15.91   | 22.52   | 2.79                         |   | 8.18         | 7.6  |
| 1975        | 98.96  | 42.53   | 35.56   | 3.20                         | 0.10  | 17.57        | 12.1   |
| 1978        | 150.66 | 76.95   | 51.14   | 7.63                         | 1.06  | 13.88        | 13.6   |
| 1980        | 149.95 | 82.12   | 48.59   | 3.99                         | 1.31  | 13.94        | 12.4   |
| 1981        | 110.21 | 73.68   | 24.15   | 2.12                         | 1.18  | 9.08         | 9.9  |
| 1982        | 120.49 | 79.88   | 28.81   | 2.07                         | 1.13  | 8.60         | 10.4   |
| 1983        | 132.87 | 86.66   | 34.25   | 0.77                         | 1.81  | 9.38         | 10.3   |
| 1984        | 141.29 | 95.93   | 33.63   |                              | 2.18  | 9.55         | 9.1  |
| 1985        | 153.62 | 101.04  | 37.73   |                              | 1.95  | 12.90        | 8.3  |
| 1986        | 184.20 | 124.30  | 43.87   |                              | 2.70  | 13.33        | 7.9  |
| 1987        | 195.72 | 134.16  | 46.81   |                              | 2.28  | 12.47        | 8.0  |
| 1988        | 214.07 | 158.74  | 39.67   |                              | 2.39  | 13.27        | 7.9  |
| 1989        | 265.94 | 197.12  | 50.64   |                              | 2.48  | 15.70        | 8.7  |
| 1990        | 307.84 | 221.76  | 66.71   |                              | 3.11  | 16.26        | 8.9  |
| 1991        | 347.57 | 243.55  | 75.49   |                              | 2.93  | 25.60        | 9.1  |
| 1992        | 376.02 | 269.04  | 85.00   |                              | 3.00  | 18.98        | 8.7  |
| 1993        | 441.42 | 323.42  | 95.00   |                              | 3.00  | 20.00        | 8.4  |

7-11 国家财政用于抚恤和社会福利支出

GOVERNMENT EXPENDITURES ON PENSIONS AND SOCIAL WELFARE RELIEF FUNDS

单位: 亿元

(100 000 000 yuan)

| 年 份<br>Year | 合 计<br>Total | 抚 恤 支 出<br>Expenditures on<br>Pensions | 社会福利救济费<br>Social Welfare<br>Relief Funds | 自然灾难救济费<br>Relief Funds<br>for Natural<br>Disasters |       |
|-------------|--------------|--|---|---|-------|
|             |              |  |   | # 农村社会救济费<br>Rural Relief Funds                     |       |
| 1952        | 2.95         | 1.23                                   | 0.66                                      | 0.16  | 1.06  |
| 1957        | 5.29         | 1.52                                   | 1.36                                      | 0.66  | 2.41  |
| 1962        | 8.14         | 1.73                                   | 2.39                                      | 1.21  | 4.02  |
| 1965        | 10.94        | 2.31                                   | 2.92                                      | 1.65  | 5.71  |
| 1970        | 6.53         | 2.67                                   |   |   |       |
| 1975        | 12.88        | 3.75                                   | 3.47                                      | 1.75  | 5.66  |
| 1978        | 18.91        | 5.27                                   | 4.62                                      | 2.45  | 9.02  |
| 1980        | 20.31        | 7.92                                   | 5.36                                      | 2.50  | 7.03  |
| 1983        | 24.04        | 9.01                                   | 6.58                                      | 2.61  | 8.45  |
| 1984        | 25.16        | 9.85                                   | 7.91                                      | 2.84  | 7.40  |
| 1985        | 31.15        | 12.01                                  | 8.89                                      | 2.65  | 10.25 |
| 1986        | 35.58        | 14.55                                  | 10.40                                     | 2.69  | 10.64 |
| 1987        | 37.40        | 16.54                                  | 10.95                                     | 2.56  | 9.91  |
| 1988        | 41.77        | 18.91                                  | 12.22                                     | 2.62  | 10.64 |
| 1989        | 49.60        | 22.99                                  | 13.73                                     | 2.81  | 12.88 |
| 1990        | 55.04        | 26.21                                  | 15.50                                     | 2.93  | 13.33 |
| 1991        | 67.32        |  |   |   |       |
| 1992        | 66.45        |  |   |   |       |

注: 1. "抚恤支出"中包括离休、退休人员的经费。2. 1976-1984年"自然灾害救济费"包括抗震救灾费。

3. "社会福利救济费"包括其他民政事业费。4. 由于明细资料不全,有些年份的项目分不出来。

a) Social Welfare Relief Funds includes pensions for the retired.

b) 1976-1984 figures include earthquake relief funds.

c) Social Welfare Relief Funds include other Civil Affairs Administration Expenditures.

d) Due to lack of detailed data, some items cannot be separated for certain years.

## 7-12 各时期中央财政和地方财政收支总额

## TOTAL REVENUE AND EXPENDITURES OF CENTRAL AND LOCAL GOVERNMENTS

单位: 亿元

(100 000 000 yuan)

| 年 份<br>Year | 财政收入<br>Total Revenue | 中 央<br>Central |              | 地 方<br>Local   |              |         |
|-------------|-----------------------|----------------|--------------|----------------|--------------|---------|
|             |                       | 中 央<br>Central | 地 方<br>Local | 中 央<br>Central | 地 方<br>Local |         |
| 1953-1957   | 1 354.9               | 615.2          | 739.7        | 1 345.7        | 997.3        | 348.4   |
| 1958-1962   | 2 116.6               | 480.4          | 1 636.2      | 2 288.7        | 1 101.6      | 1 187.1 |
| 1963-1965   | 1 215.1               | 335.8          | 879.3        | 1 205.0        | 718.9        | 486.1   |
| 1966-1970   | 2 529.0               | 790.1          | 1 738.9      | 2 518.5        | 1 538.0      | 980.5   |
| 1971-1975   | 3 919.7               | 576.4          | 3 343.3      | 3 919.4        | 2 125.1      | 1 794.3 |
| 1976-1980   | 4 960.7               | 774.5          | 4 186.1      | 5 247.4        | 2 590.2      | 2 657.2 |
| 1981-1985   | 6 830.7               | 2 087.6        | 4 743.1      | 6 952.0        | 3 395.1      | 3 556.8 |
| 1981        | 1 089.5               | 224.7          | 864.7        | 1 115.0        | 602.2        | 512.8   |
| 1982        | 1 124.0               | 258.5          | 865.5        | 1 153.3        | 575.1        | 578.2   |
| 1983        | 1 249.0               | 372.0          | 877.0        | 1 292.5        | 642.5        | 649.9   |
| 1984        | 1 501.9               | 524.5          | 977.4        | 1 546.4        | 738.7        | 807.7   |
| 1985        | 1 866.4               | 707.9          | 1 158.5      | 1 844.8        | 836.5        | 1 008.2 |
| 1986-1990   | 13 517.7              | 5 341.4        | 8 176.2      | 13 978.3       | 5 532.6      | 8 445.7 |
| 1986        | 2 260.3               | 916.7          | 1 343.6      | 2 330.8        | 962.3        | 1 368.6 |
| 1987        | 2 368.9               | 905.8          | 1 463.1      | 2 448.5        | 1 031.9      | 1 416.6 |
| 1988        | 2 628.0               | 1 045.5        | 1 582.5      | 2 706.6        | 1 060.4      | 1 646.2 |
| 1989        | 2 947.9               | 1 105.5        | 1 842.4      | 3 040.2        | 1 105.2      | 1 935.0 |
| 1990        | 3 312.6               | 1 367.9        | 1 944.7      | 3 452.2        | 1 372.8      | 2 079.4 |
| 1991-1995   |                       |                |              |                |              |         |
| 1991        | 3 610.9               | 1 399.7        | 2 211.2      | 3 813.6        | 1 517.7      | 2 295.8 |
| 1992        | 4 153.1               | 1 649.2        | 2 503.9      | 4 389.7        | 1 817.9      | 2 571.8 |
| 1993        | 5 088.2               | 1 696.7        | 3 391.5      | 5 287.4        | 1 957.2      | 3 330.2 |

注: 中央财政收入和地方财政收入是各级负责组织征收的收入数, 不是按财政体制计算的收入分成数。收入中包括了国外借款数。

a) Includes revenue actually collected by central and local government, not to total revenue received by governments at different levels from financial allocations. Revenue includes loans from foreign countries.

## 7-13 中央和地方预算外资金收支

## EXTRA-BUDGETARY REVENUE AND EXPENDITURES

## OF CENTRAL AND LOCAL GOVERNMENTS

单位: 亿元

(100 000 000 yuan)

| 年 份<br>Year<br>Year | 预算外资金收入<br>Total Extra-Budgetary Revenue | 中 央<br>Central |              | 地 方<br>Local   |              |          |
|---------------------|--|----------------|--------------|----------------|--------------|----------|
|                     |  | 中 央<br>Central | 地 方<br>Local | 中 央<br>Central | 地 方<br>Local |          |
| 1982                | 802.74                                   | 270.70         | 532.04       | 734.53         | 227.05       | 507.48   |
| 1983                | 967.68                                   | 359.90         | 607.78       | 875.81         | 300.38       | 575.43   |
| 1984                | 1 188.48                                 | 470.54         | 717.94       | 1 114.74       | 420.24       | 694.50   |
| 1985                | 1 530.03                                 | 636.10         | 893.93       | 1 375.03       | 562.05       | 812.98   |
| 1986                | 1 737.31                                 | 716.63         | 1 020.68     | 1 578.37       | 640.94       | 937.43   |
| 1987                | 2 028.80                                 | 828.03         | 1 200.77     | 1 840.75       | 741.61       | 1 099.14 |
| 1988                | 2 270.00                                 | 907.15         | 1 453.62     | 2 145.27       | 842.86       | 1 302.41 |
| 1989                | 2 658.83                                 | 1 072.28       | 1 586.55     | 2 503.10       | 975.87       | 1 527.23 |
| 1990                | 2 708.64                                 | 1 073.28       | 1 635.36     | 2 707.06       | 1 037.69     | 1 669.37 |
| 1991                | 3 243.31                                 | 1 381.11       | 1 862.20     | 3 092.26       | 1 263.27     | 1 828.99 |
| 1992                | 3 854.92                                 | 1 707.73       | 2 147.19     | 3 649.90       | 1 592.81     | 2 057.09 |

注: 1. 预算外收入数未包括大集体企业的税后利润。

2. 1982年预算外资金开始建立年度统计报告。

a) Figure for extra-budgetary revenue do not include after-tax profits of large collective enterprises.

b) Since 1982, annual statistical reports have been settled for extra-budgetary based on previous year figures.

7-14 国家预算收入、全国预算外资金收入  
GOVERNMENT BUDGETARY AND EXTRA-BUDGETARY REVENUE

单位: 亿元

(100 000 000 yuan)

| 年 份<br>Year | 国家预算收入<br>Government Budgetary Revenue | 预算外收入<br>Extra-Budgetary Revenue |  | 地方财政<br>预算外资金<br>Local<br>Government<br>Extra-<br>Budgetary<br>funds | 行政事业单位<br>预算外资金<br>Non-Profit and<br>Administrative<br>Units | 国营企业和主管<br>部门预算外资金<br>State-Owned<br>Enterprises<br>and<br>Agencies |
|-------------|--|----------------------------------|--|--|--|---|
|             |  | 金 额<br>Total                     | 相当于预算内比例<br>As Percentage %<br>of Budgetary<br>Revenue |  |  |   |
| 1952        | 173.94                                 | 13.62                            | 7.8  | 12.53  |  | 1.09  |
| 1957        | 310.04                                 | 26.33                            | 8.5  | 5.66   | 3.80   | 16.87   |
| 1962        | 313.55                                 | 63.63                            | 20.3   | 20.50  | 15.21  | 27.92   |
| 1965        | 473.32                                 | 75.56                            | 16.0   | 9.47   | 18.74  | 47.35   |
| 1970        | 662.90                                 | 100.94                           | 15.2   | 13.45  | 28.00  | 59.49   |
| 1975        | 815.61                                 | 251.48                           | 30.8   | 27.86  | 42.30  | 181.32  |
| 1978        | 1 121.12                               | 347.11                           | 31.0   | 31.09  | 63.41  | 252.61  |
| 1980        | 1 042.22                               | 557.40                           | 53.5   | 40.85  | 74.44  | 442.11  |
| 1982        | 1 083.94                               | 802.74                           | 74.1   | 45.27  | 101.15   | 656.32  |
| 1983        | 1 211.16                               | 967.68                           | 79.9   | 49.79  | 113.88   | 804.01  |
| 1984        | 1 467.05                               | 1 188.48                         | 81.0   | 55.23  | 142.52   | 990.73  |
| 1985        | 1 837.16                               | 1 530.03                         | 83.3   | 44.08  | 233.22   | 1 252.73  |
| 1986        | 2 184.52                               | 1 737.31                         | 79.5   | 43.20  | 294.22   | 1 399.89  |
| 1987        | 2 262.42                               | 2 028.80                         | 89.7   | 44.61  | 358.41   | 1 625.78  |
| 1988        | 2 489.41                               | 2 270.00                         | 91.2   | 45.00  | 415.00   | 1 810.00  |
| 1989        | 2 803.81                               | 2 658.83                         | 94.8   | 54.36  | 500.66   | 2 103.81  |
| 1990        | 3 134.34                               | 2 708.64                         | 86.4   | 60.58  | 576.95   | 2 071.10  |
| 1991        | 3 430.75                               | 3 243.31                         | 94.5   | 68.77  | 697.00   | 2 477.54  |
| 1992        | 3 944.14                               | 3 854.92                         | 97.7   | 90.88  | 885.45   | 2 878.59  |

注: 国家预算收入是扣除了国外借款收入之后的数字。

a) Government budgetary revenue excludes foreign borrowing.

7-15 全国预算外资金支出  
EXTRA-BUDGETARY EXPENDITURES BY ITEM

单位: 亿元

(100 000 000 yuan)

| 项 目<br>Item   | 1987     | 1988     | 1989     | 1990     | 1991     | 1992     |
|---|----------|----------|----------|----------|----------|----------|
| 支出合计<br>Total   | 1 840.75 | 2 145.27 | 2 503.10 | 2 707.06 | 3 092.26 | 3 649.90 |
| 固定资产投资<br>Investment in Fixed Assets  | 740.43   | 815.28   | 864.85   | 925.91   | 1 054.45 | 1 343.64 |
| 基本建设<br>Capital Construction  | 250.40   | 247.77   | 232.25   | 267.46   | 320.16   | 441.60   |
| 更新改造<br>Technical Updates & Transformation  | 490.03   | 567.51   | 632.50   | 658.45   | 734.29   | 902.04   |
| 大修支出<br>Major Repairs   | 199.68   | 229.87   | 280.35   | 302.40   | 389.16   | 493.11   |
| 简易建筑费<br>Simple Construction  | 6.47     | 5.38     | 2.30     | 1.81     | 2.25     | 2.79     |
| 福利支出<br>Welfare   | 130.68   | 174.39   | 211.15   | 239.93   | 283.44   | 272.82   |
| 奖励支出<br>Bonuses   | 114.43   | 115.18   | 124.01   | 108.52   | 116.67   | 125.90   |
| 养路费支出<br>Road Tolls   | 92.22    | 110.90   | 119.73   | 134.37   | 147.78   | 175.53   |
| 城市维护支出<br>City Maintenance  | 38.89    | 45.23    | 33.70    | 35.43    | 38.85    | 49.85    |
| 科技三项费用<br>Scientific and Technical Fees   | 13.28    | 11.60    | 14.85    | 15.74    | 20.70    | 27.88    |
| 增补流动资金<br>Increase in Circulating Funds   | 28.66    | 38.59    | 56.79    | 46.25    | 46.45    | 43.89    |
| 事业费支出<br>Non-Business Fees  | 91.88    | 115.89   | 140.40   | 172.33   | 201.90   | 253.04   |
| 行政支出<br>Administration Expenditures   | 15.69    | 19.06    | 13.35    | 14.77    | 19.38    | 22.63    |
| 上交国家能源<br>Contributions to Government Funds For De-<br>velopment of Energy Industry, Communica-<br>tions and Key Energy Construction Projects | 154.10   | 165.83   | 186.85   | 175.76   | 189.84   | 149.70   |
| 其他支出<br>Other   | 214.34   | 298.06   | 454.77   | 533.84   | 581.39   | 689.06   |

注: 1993年“其他支出”包括上交国家预算调节基金 110.6亿元。

a) Other expenditures in 1993 includes adjustable funds 11.06 billion yuan.



7-16 财政价格补贴  
GOVERNMENT PRICE SUBSIDIES

财政价格补贴, 1985年以前冲减财政收入, 1986年以后作为支出项目列在财政支出。  
Government price subsidies were listed as negative revenue items before 1986, but as expenditure items in government accounts since 1986.

单位: 亿元

(100 000 000 yuan)

| 年 份<br>Year | 合 计<br>Total | 粮棉油价格补贴<br>Grain, Cotton and<br>Edible Oil Price<br>Subsidies | 调整肉价增加补贴<br>Subsidies for<br>Increases in<br>Meat Prices | 其他价格补贴<br>Other<br>Price<br>Subsidies |
|-------------|--------------|---|--|---------------------------------------|
| 1978        | 11.14        | 11.14   |  |                                       |
| 1979        | 79.20        | 54.85   |  | 24.35                                 |
| 1980        | 117.71       | 102.80  |  | 14.91                                 |
| 1981        | 159.41       | 142.22  |  | 17.19                                 |
| 1982        | 172.22       | 156.19  |  | 16.03                                 |
| 1983        | 197.37       | 182.13  |  | 15.24                                 |
| 1984        | 218.34       | 201.67  |  | 16.67                                 |
| 1985        | 261.79       | 198.66  | 33.52  | 29.61                                 |
| 1986        | 257.48       | 169.37  | 42.24  | 45.87                                 |
| 1987        | 294.60       | 195.43  | 42.74  | 56.43                                 |
| 1988        | 316.82       | 204.03  | 40.40  | 72.39                                 |
| 1989        | 370.34       | 259.47  | 40.53  | 70.34                                 |
| 1990        | 380.80       | 267.61  | 41.78  | 71.41                                 |
| 1991        | 373.77       | 267.03  | 42.46  | 64.28                                 |
| 1992        | 321.64       | 224.35  | 38.54  | 58.75                                 |
| 1993        | 299.30       | 224.75  | 29.86  | 44.69                                 |

7-17 国家债务收入、支出  
GOVERNMENT DEBT FINANCE

有些年份债务收支分项数小于合计数, 是因为还有一些其他债务收支数未列。

For certain years, the total debt incurred or retirements of debt and interest payment is larger than the sum of debt incurred or retirement of debt and interest payments by item. This is due to the omission of certain items in the table.

单位: 亿元

(100 000 000 yuan)

| 年 份<br>Year | 债务收入<br>Total Debt incurred                                |                         |        | 债务支出<br>Total Retirement of Debt and Interest Payments |                          |                                    |       |
|-------------|--|-------------------------|--------|--|--------------------------|------------------------------------|-------|
|             | # 国内公债和国库券<br>Government Domestic Bonds and Treasury Bills | # 向国外借<br>Foreign Debts |        | 国内公债和国库券还本付息<br>Domestic Bond                          | 国外借款还本付息<br>Foreign Debt | 归还人民银行借款和利息<br>People's Bank Loans |       |
| 1952        | 9.78   |                         | 9.78   | 3.92   | 0.58                     | 0.23                               | 3.11  |
| 1957        | 6.99   | 6.84                    | 0.15   | 8.26   | 2.18                     | 6.08                               |       |
| 1962        |  |                         |        | 10.37  | 3.95                     | 6.42                               |       |
| 1965        |  |                         |        | 6.36   | 5.66                     | 0.70                               |       |
| 1970        |  |                         |        |  |                          |                                    |       |
| 1975        |  |                         |        |  |                          |                                    |       |
| 1978        |  |                         |        |  |                          |                                    |       |
| 1980        | 43.01  |                         | 43.01  | 28.58  |                          | 24.40                              | 4.18  |
| 1983        | 79.41  | 41.58                   | 37.83  | 42.47  |                          | 36.56                              | 5.91  |
| 1984        | 77.34  | 42.53                   | 34.81  | 28.91  |                          | 22.74                              | 6.17  |
| 1985        | 89.85  | 60.61                   | 29.24  | 39.56  |                          | 32.59                              | 6.97  |
| 1986        | 138.25   | 62.51                   | 75.74  | 50.16  | 7.98                     | 54.49                              | 7.69  |
| 1987        | 169.55   | 63.07                   | 106.48 | 79.83  | 23.18                    | 51.96                              | 4.69  |
| 1988        | 270.78   | 132.17                  | 138.61 | 76.75  | 28.44                    | 42.58                              | 5.73  |
| 1989        | 282.97   | 138.91                  | 144.06 | 72.36  | 19.30                    | 45.83                              | 7.23  |
| 1990        | 375.45   | 197.24                  | 178.21 | 190.40   | 113.75                   | 68.21                              | 8.44  |
| 1991        | 461.40   | 281.27                  | 180.13 | 246.80   | 156.69                   | 80.22                              | 9.89  |
| 1992        | 669.68   | 460.77                  | 208.91 | 438.57   | 342.42                   | 80.26                              | 15.89 |
| 1993        | 739.22   | 381.32                  | 357.90 | 336.22   | 224.30                   | 89.22                              | 22.70 |

注: 1981年国库券收入48.66亿元, 弥补了1980年和1981年的预算赤字, 未列当年预算, 而1981年债务收入中不包括此项数字。

a) In 1981, debt incurred excludes 1981 Treasury Bill issues of 4 866 million yuan, which made up for budget in 1980 and 1981, and were not included in the 1981 government budget.

7-18 国家外债余额  
BALANCES OF FOREIGN DEBT

| 债务类型     | Type of Debts                                   | 1988   | 1989   | 1990   | 1991   | 1992   | 1993   |
|----------|---|--------|--------|--------|--------|--------|--------|
| 总计(亿美元)  | Total (US \$ 100 000 000)                       | 400.03 | 412.99 | 525.45 | 605.61 | 693.21 | 835.73 |
| 按债务类型分   | By Type of Debt                                 |        |        |        |        |        |        |
| 外国政府贷款   | Loans from Foreign Governments                  | 66.48  | 69.50  | 83.90  | 95.06  | 114.95 | 143.15 |
| 国际金融组织贷款 | Loans from International Financial Institutions | 42.53  | 53.44  | 62.86  | 70.71  | 84.15  | 104.64 |
| 国际商业贷款   | International Commercial Loans                  | 189.82 | 216.74 | 291.84 | 315.90 | 354.79 | 410.80 |
| 其他       | Other   | 101.20 | 73.31  | 86.85  | 123.94 | 139.32 | 177.14 |
| 按偿还期限分   | By Repayment Terms                              |        |        |        |        |        |        |
| 长期债务余额   | Long-Term Debt                                  | 326.96 | 370.32 | 457.79 | 502.57 | 584.75 | 700.27 |
| 短期债务余额   | Short-Term Debt                                 | 73.07  | 42.67  | 67.66  | 103.04 | 108.46 | 135.46 |
| 构成(%)    | Percentage (%)                                  | 100.0  | 100.0  | 100.0  | 100.0  | 100.0  | 100.0  |
| 按债务类型分   | By Type of Debt                                 |        |        |        |        |        |        |
| 外国政府贷款   | Loans from Foreign Governments                  | 16.6   | 16.8   | 16.0   | 15.7   | 16.6   | 17.1   |
| 国际金融组织贷款 | Loans from International Financial Institutions | 10.6   | 12.9   | 12.0   | 11.7   | 12.1   | 12.5   |
| 国际商业贷款   | International Commercial Loans                  | 47.5   | 52.5   | 55.5   | 52.1   | 51.2   | 49.2   |
| 其他       | Other   | 25.3   | 17.8   | 16.5   | 20.5   | 20.1   | 21.2   |
| 按偿还期限分   | By Repayment Terms                              |        |        |        |        |        |        |
| 长期债务余额   | Long-Term Debt                                  | 81.7   | 89.7   | 87.1   | 83.0   | 84.4   | 83.8   |
| 短期债务余额   | By Type of Debt                                 | 18.3   | 10.3   | 12.9   | 17.0   | 15.6   | 16.2   |

7-19 外债风险指标  
FOREIGN DEBT FOR RISK

单位: %

(%)

| 年 份  | Year | 偿 债 率<br>Debt Service Ratio | 负 债 率<br>Liability Ratio | 外 债 率<br>Foreign Debt Ratio |
|------|------|-----------------------------|--------------------------|-----------------------------|
| 1985 |      | 2.8                         | 5.9                      | 53.4                        |
| 1986 |      | 20.3                        | 8.3                      | 70.0                        |
| 1987 |      | 12.7                        | 10.0                     | 75.2                        |
| 1988 |      | 6.3                         | 10.6                     | 84.4                        |
| 1989 |      | 8.0                         | 12.2                     | 83.1                        |
| 1990 |      | 8.5                         | 15.5                     | 87.0                        |
| 1991 |      | 8.0                         | 16.4                     | 87.0                        |
| 1992 |      | 7.3                         | 16.0                     | 90.7                        |
| 1993 |      | 9.7                         | 15.4                     | 94.5                        |

注: 1. 偿债率指偿还外债本息与当年贸易和非贸易外汇收入(国际收支口径)之比。

2. 负债率指外债余额与当年国民生产总值之比。

3. 外债率指外债余额与当年贸易和非贸易外汇收入(国际收支口径)之比。

a) Debt Service Ratio refers to the repayment of principal and interest on foreign debt to foreign exchange receipts of exports and services.

b) Liability Ratio refers to the ratio of foreign debt to gross national product.

c) Foreign Debt Ratio refers to foreign exchange receipts for exports and services.

## 主要统计指标解释

**国家财政总收入** 是国家通过财政各个环节筹集的财政资金的总称,它是保证国家行使其职能不可缺少的财力。主要包括:各项税收、企业收入、债务收入及其他收入。

(1)**各项税收** 是国家按法律规定对经济单位和个人无偿征收的实物和货币,是财政收入的主要来源。我国现行的税收主要有工商税收,包括产品税、增值税、营业税、所得税、城市维护建设税、房产税、车船使用税、资源税、印花税、建筑税、盐税、烧油特别税等;关税,包括关税和进口调节税;农牧业税和耕地占用税;国有企业所得税;国有企业调节税。

(2)**企业收入** 包括各部门所属国有企业及事业单位上交国家的利润和事业收入。1985年实行国有企业第二步利改税办法,企业利润主要以税收形式上交后,只有尚未实行利改税办法的企业和少数实行利润包干企业上交的收入。

(3)**债务收入** 包括国外借款,国内公债收入、国库券收入以及专业银行购买财政专项债券等。

(4)**其他收入** 包括专款收入、基本建设贷款归还收入、国家能源交通重点建设基金收入等。

**国家财政总支出** 是国家政权为行使其职能,对筹集的财政资金进行有计划的分配使用的总称。国家财政总支出,体现政府的活动范围和方向反映财政资金的分配关系。财政总支出主要包括基本建设支出、增拨企业流动资金、企业挖潜改造资金、新产品试制费、地质勘探费、工交商部门事业费、支援农村生产支出和各项农业事业费、文教科学卫生事业费、抚恤和社会救济费、国防费、行政管理费及债务支出。

(1)**基本建设支出** 是指国家预算内的基本建设拨款,不包括国家预算外自筹的各种基本建设资金。为加强基本建设投资规模的控制,提高这部分财政资金的使用效益,从1985年起,对预算内基本建设拨款实行拨款改贷款的新管理办法,即由原来直接无偿的拨给建设单位,改为拨给建设银行视同信贷基金管理,建设银行根据国家预算安排的基建项目,给予有偿贷款,用投产后新增利润还本付息。从1988年起,为了进一步提高投资效益,使投资活动的管理符合发展市场经济的要求,并保证重点建设有稳定的资金来源,国家建立了中央基本建设基金制,实行专款专用,每年在国家预算内列收列支。基本建设基金分为经营性的和非经营性的两部分。各专业投资公司对经营性建设项目执行基本建设基金贷款,各主管部门对非经营性建设项目执行基本建设基金拨款。

(2)**增拨企业流动资金** 是指国家预算增拨各部门所属国有企业的流动资金和增拨银行的信贷资金。

(3)**企业挖潜改造资金** 是指国家预算安排用于企业挖潜、革新、改造方面的资金。企业用于挖潜、革新、改造方面的资金,主要来自企业的更新改造资金、大修基金等自有资金及银行贷款,国家预算安排的挖潜、革新、改造资金主要用于支持重点行业的技术改造。

(4)**文教、科学、卫生事业费** 是指国家预算用于科学、文化、教育、卫生、公费医疗、体育、通讯和广播、地震、海洋、文物、计划生育等方面的事业费。

**中央财政和地方财政** 财政是国家为了实现其职能,凭借政治权力,对一部分社会产品进行分配和再分配的经济活动。中央财政和地方财政,是指财政体制上划分中央政府和地方政府以及地方各级政府之间财政管理权限的一项根本制度。它是经济管理体制的重要组成部分,它在财政管理体制中居于主导地位。它具体规定了各级政府筹集资金、支配使用资金的权力、范围和责任,使各级政府在财政管理上有责有权。这对于正确处理中央和地方之间,以及地方各级之间的分配关系,充分发挥各级政府的积极性,更好地完成国家财政收支任务,促进社会主义建设的发展有着极其重要的意义。中央财政收入和地方财政收入,是指中央和地方各级负责组织征收的收入,不是按财政体制计算的收入分成数。其收入中还包括了国外借款。

**预算外资金** 是指不纳入国家财政预算,由各地方、各部门、各企业、事业、行政单位,按国家规定范围自行筹集和使用的资金。它是国家财政预算内资金的补充财力。其收入来源,主要包括地方财政机关掌握使用的自筹资

金,如工商税附加、农业税附加、城市公用事业附加等;部门、企业单位管理的专用基金,如更新改造资金、企业利润留成、企业福利基金等;事业行政单位自收自支和以收抵支未纳入预算管理各项资金,如养路费、学杂费等。这些资金一般都有特定用途,主要是:基本建设或更新改造固定资产投资,增加流动资金,简易建筑、大修理、科技三项费用,支付养路费、城市维护费,职工福利和奖励支出,补充事业、行政经费,上交财政能源交通重点建设基金、预算调节基金等。预算外资金的使用,也要纳入计划管理的轨道,不得擅自扩大使用范围。

**国家财政分部门收入** 国家财政收入所列的“工业”、“农业”等部门,是按主管系统隶属关系划分的,不同于国民经济行业分类标准所指的行业部门。如“工业”,系指冶金、纺织等各工业主管系统所属全部企业、事业单位,包括工业和非工业企、事业单位。

分部门收入包括各部门上交的利润、折旧、事业收入和各项税收,其他部门还包括债务收入。

**国家财政用于农业的支出** 指国家财政预算内资金安排用于农业的各项投资支出。包括:(1)对农垦、农业、畜牧、林业、农机管理、水利、水产、气象等部门各项事业经费和基本建设、流动资金、科技三项费用等专项拨款;(2)支援农村集体(户)的各项生产支出,如小型农田水利和水土保持补助费、扶持农业经济困难的乡镇企业、农业生产队(组、户)改善生产基本条件的资金和农村开荒补助费、农村草场和畜禽保护补助费、农村造林和林木保护补助费、农村水产补助费、农业发展和发展粮食生产专项资金支出等;(3)农村社会救济费。

## Explanatory Notes for Major Indicators

**Total Government Revenue** refers to budget revenue collected by the government through various channels, including various tax revenues, corporation revenues, debt income, and other revenues, which is the financial resources for ensuring government to function.

(1) **Various Tax Revenues** refers to tax revenues in kind or currency collected by the government from economic units and individuals, which are the major source of government revenue. The current taxes collected in China are industrial and commercial taxes, including product tax, value added tax, exercise tax, income tax, tax on city construction and maintenance, house property tax, tax on utilization of vehicles and boats, resource tax, revenue stamp, construction tax, salt tax, special tax on oil fuel and etc., tariffs, which including customs duty and importation adjusting tax, agriculture and animal husbandry tax, and tax on land occupation, income tax on state-owned enterprises, and adjusting tax on state-owned enterprises.

(2) **Income from Enterprises** includes profits of state-owned enterprises and income of institutions delivered to the government. After the transfer of profits into tax in 1985, profits of enterprises are turned over to the government as tax except a small number of enterprises which still profit quota system.

(3) **Borrowing** refers to revenue which government borrowed from abroad, domestic as Public Bonds, Treasury Bonds, and other special bonds purchased by commercial banks.

(4) **Other Revenues** includes income for special purposes, repayment of capital construction loan, and funds for priority projects of energy and transportation, etc.

**Government Expenditures** refers to the government spending according to its plan and budget, which reflects the extent and direction of government intervention and financial distribution structure. It includes expenditure capital construction, additional circulating capital for enterprise, improving and transformation funds for enterprises, expenses on new product development, geological surveys, institution fees for industrial, transportation, and commercial sectors, aid for rural production and various agricultural undertakings, funds for cultural, educational, scientific and public health development, and social welfare, defense, administration and payment of debt.

(1) **Expenditure on Capital Construction** refers to appropriations for capital construction from budgetary funds and does not include self-raised non-budgetary funds for capital construction. To maintain a firm control on capital investment and to better the economic results of funds used, the state adopted a new method of controlling budgetary funds for capital construction in 1985, changing the former practice of allocating free funds to construction bank to be used as credit loans. The construction bank provide redeemable loans to budgetary capital construction projects, which have to repay the loans plus interest once the projects have put into operation. From 1988 on, in order to adjust to the development of market economy and further improve investment efficiency and ensure financial resources for key construction projects, central control system for capital construction funds was established ensuring special funds for special purposes and listed out in government budget. Capital construction funds can be divided into two parts: profitable and non profitable and profitable projects are allocated loans by specialized investment companies and non profitable projects are appropriated funds by responsible institutes.

(2) **Additional Circulating Funds for Enterprises** refers to additional budgetary funds allocated to state-owned enterprise under various departments and additional funds allocated to the construction bank to be used as credit loans.

(3) **Funds for Technical Updating and Transformation of Enterprises** refers to funds arranged by the government budget for the purpose of technical updating, innovation, and transformation, which are used for technical updating and transformation of key industries. Funds arranged by enterprises include funds for technical updating, innovation, and transformation, major repairing, and loans from banks.

(4) **Funds for Cultural, Educational, Scientific, and Public Health Development** include funds for the development of science, culture, education, public health, free medical care, sports, communications, and broadcasting, seismological and oceanographical studies, the preservation of historical relics and family planning.

**Central Government Finance and Local Government Finance** Government financial activities conduct distribution and redistribution of part of social products through political power in order to realize government's functions. The division between central government and local government is a basic financial management system and very important component of economic management system, which regulates the rights, range, and responsibilities of governments at various levels, and plays a significant role in adjusting the relationship between central government and local government and the relationships among local governments, giving incentives to local governments and accomplishing collecting government revenue. But the division between central government revenue and local government revenue refers to the division of responsibilities rather than the revenue quota. Foreign borrowing is included in government revenue.

**Funds from Outside of Government Budget** refers to funds not arranged by government budget but self-raised and used by various localities, sectors, enterprises, institutions, and administrative organizations according to relevant regulations. It is a supplementary resource of government finance and includes funds under local governments, such as industrial and commercial surcharge tax, agriculture surcharge tax, urban public utilities construction surcharge tax; special funds under sectors or enterprises, such as fund for technical updating and transformation, profits remained in enterprises, welfare fund of enterprises; funds self-raised and used by institutions and enterprises, such as road maintenance fees, tuition fees, etc. These funds in general are for special purposes, such as capital construction or technical updating and transformation, increasing circulating capital, simple construction, major repairing, science and technology research, payment for road maintenance, city construction, welfare of workers and staff, and bonus payment, increasing expenses for institutions, administration fees, funds turned over for energy and transportation development, adjusting funds, etc. The range of fund outside of budget should be kept under control.

**Government Revenue by Sector** refers to government revenue by sector classified according to responsible institutes rather than industry classification. For instance, "industry" refers to total enterprises, institutions under industries of metallurgy textile, and etc, including both industrial and non-industrial enterprises and institutions.

Revenue by Sector also includes profits, depreciation, institution income and various taxes of sectors submitted to the government, other sectors includes revenue from borrowing.

**Government Expenditure on Agriculture** refers to various investment spending arranged by government budget, including (1) Special appropriations for institution fees, capital construction, working capital, and science and technology research to sectors of state farm, agriculture, animal husbandry, forestry, agricultural machinery, water conservancy, aquatic production, and meteorology; (2) Various expenditures on rural collective (or household) production, such as compensation fees for small size agricultural water conservancy and soil erosion prevention, aids to economically less developed township enterprises, rural production teams (group, household), allowances for opening up new lands, rural pasture and animals protection, forestation and forest protection, aquatic production, and special expenditures on agriculture development and grain production development, etc. (3) Rural social relief funds.



# 人 物 价 指 数

PRICE INDICES

---

---





## 8-1 各种物价总指数 OVERALL PRICE INDICES

(上年=100)

(preceding year=100)

| 年 份<br>Year | 全国零售<br>物价总指数<br>Overall<br>Retail<br>Price<br>Index | 居民消费<br>价格总指数<br>Overall<br>Consumer<br>Price<br>Index of<br>Residents | 居民消费价格总指数                |                          | 农副产品收<br>购价格总指数<br>Overall Farm<br>and Sideline<br>Products<br>Purchasing<br>Price Index | 农村工业品零<br>售价格总指数<br>Overall<br>Industrial<br>Products<br>Rural Retail<br>Price Index | 工农业商品综合比<br>价指数(以农副产品收购<br>价格总指数为100)<br>Overall Industrial<br>and Agricultural<br>Products Price<br>Parity Index |
|-------------|--|--|--------------------------|--------------------------|--|--|---|
|             |  |  | 城镇居民消费<br>价格总指数<br>Urban | 农村居民消费<br>价格总指数<br>Rural |  |  |   |
| 1978        | 100.7  |  | 100.7                    |                          | 103.9  | 100.0  | 96.2  |
| 1979        | 102.0  |  | 101.9                    |                          | 122.1  | 100.1  | 82.0  |
| 1980        | 106.0  |  | 107.5                    |                          | 107.1  | 100.8  | 94.1  |
| 1981        | 102.4  |  | 102.5                    |                          | 105.9  | 101.0  | 95.4  |
| 1982        | 101.9  |  | 102.0                    |                          | 102.2  | 101.6  | 99.4  |
| 1983        | 101.5  |  | 102.0                    |                          | 104.4  | 101.0  | 96.7  |
| 1984        | 102.8  |  | 102.7                    |                          | 104.0  | 103.1  | 99.1  |
| 1985        | 108.8  | 109.3  | 111.9                    | 107.6                    | 108.6  | 103.2  | 95.0  |
| 1986        | 106.0  | 106.5  | 107.0                    | 106.1                    | 106.4  | 103.2  | 97.0  |
| 1987        | 107.3  | 107.3  | 108.8                    | 106.2                    | 112.0  | 104.8  | 93.6  |
| 1988        | 118.5  | 118.8  | 120.7                    | 117.5                    | 123.0  | 115.2  | 93.7  |
| 1989        | 117.8  | 118.0  | 116.3                    | 119.3                    | 115.0  | 118.7  | 103.2   |
| 1990        | 102.1  | 103.1  | 101.3                    | 104.5                    | 97.4   | 104.6  | 107.4   |
| 1991        | 102.9  | 103.4  | 105.1                    | 102.3                    | 98.0   | 103.0  | 105.1   |
| 1992        | 105.4  | 106.4  | 108.6                    | 104.7                    | 103.4  | 103.1  | 99.7  |
| 1993        | 113.2  | 114.7  | 116.1                    | 113.7                    | 113.4  | 111.8  | 98.6  |

注：本表零售物价总指数、居民消费价格总指数是包括牌价、议价和市价的指数。农副产品收购价格总指数是包括牌价、议价和超购加价(1985年起为合同订购价、比例价和议价等市场收购价)的指数(下同)。

a)The overall retail price index and overall residents cost of living index include list price index, negotiated price index and market price index. The overall farm and sidelin products purchasing price index include list index, negotiated price index and above quota purchases increased price index (price index for 1985 are based on contract price, proportional price and negotiated price.

## 8-2 各种物价总指数 OVERALL PRICE INDICES

(1978=100)

(1978=100)

| 年 份<br>Year | 全国零售<br>物价总指数<br>Overall<br>Retail<br>Price<br>Index | 居民消费<br>价格总指数<br>Overall<br>Consumer<br>Price<br>Index of<br>Residents | 居民消费价格总指数                |                          | 农副产品收<br>购价格总指数<br>Overall Farm<br>and Sideline<br>Products<br>Purchasing<br>Price Index | 农村工业品零<br>售价格总指数<br>Overall<br>Industrial<br>Products<br>Rural Retail<br>Price Index | 工农业商品综合比<br>价指数(以农副产品收购<br>价格总指数为100)<br>Overall Industrial<br>and Agricultural<br>Products Price<br>Parity Index |
|-------------|--|--|--------------------------|--------------------------|--|--|---|
|             |  |  | 城镇居民消费<br>价格总指数<br>Urban | 农村居民消费<br>价格总指数<br>Rural |  |  |   |
| 1978        | 100.0  |  | 100.0                    |                          | 100.0  | 100.0  | 100.0   |
| 1979        | 102.0  |  | 101.9                    |                          | 122.1  | 100.1  | 82.0  |
| 1980        | 108.1  |  | 109.5                    |                          | 130.8  | 100.9  | 77.2  |
| 1981        | 110.7  |  | 112.3                    |                          | 138.5  | 101.9  | 73.6  |
| 1982        | 112.8  |  | 114.5                    |                          | 141.5  | 103.5  | 73.2  |
| 1983        | 114.5  |  | 116.8                    |                          | 147.8  | 104.6  | 70.8  |
| 1984        | 117.7  |  | 120.0                    |                          | 153.7  | 107.8  | 70.1  |
| 1985        | 128.1  | 100.0  | 134.2                    | 100.0                    | 166.9  | 111.3  | 66.6  |
| 1986        | 135.8  | 106.5  | 143.6                    | 106.1                    | 177.6  | 114.8  | 64.6  |
| 1987        | 145.7  | 114.3  | 156.3                    | 112.7                    | 198.9  | 120.3  | 60.5  |
| 1988        | 172.6  | 135.8  | 188.6                    | 132.4                    | 244.6  | 138.6  | 56.7  |
| 1989        | 203.3  | 160.2  | 219.4                    | 157.9                    | 281.3  | 164.6  | 58.5  |
| 1990        | 207.6  | 165.2  | 222.2                    | 165.1                    | 274.0  | 172.1  | 62.8  |
| 1991        | 213.6  | 170.8  | 233.6                    | 168.9                    | 268.5  | 177.3  | 66.0  |
| 1992        | 225.2  | 181.7  | 253.7                    | 176.8                    | 277.6  | 182.8  | 65.8  |
| 1993        | 254.9  | 208.4  | 294.5                    | 201.0                    | 314.8  | 204.4  | 64.9  |

a)See Footnote in 8-1.

## 8-3 零售物价分类指数

(上年=100)

| 年份<br>Year | 地区<br>Region   | 总指数<br>Overall Index | 消费品<br>Consumer Goods | 食品类<br>Food |                        |                                |                        |                                |                          |       |
|------------|----------------|----------------------|-----------------------|-------------|------------------------|--------------------------------|------------------------|--------------------------------|--------------------------|-------|
|            |                |                      |                       | 粮食<br>Grain | 副食品<br>Non-Staple Food | #食用植物油<br>Edible Vegetable Oil | #鲜菜<br>Fresh Vegetable | #肉禽蛋<br>Meat, Poultry and Eggs | #水产品<br>Aquatic Products |       |
| 1978       |                | 100.7                | 101.5                 | 101.5       | 101.3                  | 101.5                          |                        | 105.0                          |                          |       |
| 1979       |                | 102.0                | 102.1                 | 105.5       | 103.7                  | 106.6                          |                        | 107.8                          |                          |       |
| 1980       |                | 106.0                | 107.1                 | 110.5       | 103.5                  | 119.0                          |                        | 110.9                          |                          |       |
| 1981       |                | 102.4                | 102.6                 | 103.7       | 103.9                  | 104.1                          |                        | 110.6                          |                          |       |
| 1982       |                | 101.9                | 101.9                 | 102.8       | 100.2                  | 101.0                          |                        | 101.8                          |                          |       |
| 1983       |                | 101.5                | 101.2                 | 102.4       | 99.9                   | 103.9                          |                        | 112.7                          |                          |       |
| 1984       |                | 102.8                | 101.7                 | 102.6       | 99.8                   | 104.3                          | 102.6                  | 107.5                          | 105.0                    | 111.1 |
| 1985       |                | 108.8                | 109.4                 | 114.4       | 110.9                  | 119.3                          | 112.3                  | 134.5                          | 122.0                    | 134.3 |
| 1986       |                | 106.0                | 106.5                 | 107.4       | 109.3                  | 108.4                          | 111.0                  | 103.3                          | 110.1                    | 111.7 |
| 1987       |                | 107.3                | 107.4                 | 110.1       | 106.2                  | 113.8                          | 107.7                  | 117.7                          | 116.5                    | 117.0 |
| 1988       |                | 118.5                | 119.0                 | 123.0       | 114.1                  | 130.4                          | 117.1                  | 131.7                          | 136.8                    | 131.1 |
| 1989       |                | 117.8                | 117.5                 | 116.2       | 121.3                  | 114.3                          | 121.5                  | 102.1                          | 114.3                    | 116.3 |
| 1990       |                | 102.1                | 101.6                 | 100.3       | 95.2                   | 101.3                          | 101.6                  | 99.6                           | 97.9                     | 99.3  |
| 1991       |                | 102.9                | 102.9                 | 103.3       | 108.6                  | 102.4                          | 109.9                  | 106.1                          | 97.7                     | 101.5 |
| 1992       |                | 105.4                | 105.6                 | 107.7       | 124.3                  | 105.2                          | 105.9                  | 109.6                          | 104.8                    | 105.4 |
| 1993       |                | 113.2                | 113.0                 | 114.3       | 127.7                  | 114.4                          | 116.2                  | 115.7                          | 114.0                    | 116.3 |
| 北京         | Beijing        | 116.9                | 116.9                 | 120.7       | 134.6                  | 123.0                          | 111.8                  | 114.5                          | 128.6                    | 109.3 |
| 天津         | Tianjin        | 114.3                | 114.3                 | 116.7       | 129.4                  | 115.3                          | 111.0                  | 111.0                          | 115.4                    | 123.0 |
| 河北         | Hebei          | 110.5                | 110.6                 | 110.8       | 116.0                  | 111.8                          | 114.3                  | 101.8                          | 113.4                    | 112.6 |
| 山西         | Shanxi         | 113.1                | 113.1                 | 114.9       | 128.8                  | 113.8                          | 109.5                  | 112.7                          | 113.3                    | 107.3 |
| 内蒙古        | Inner Mongolia | 112.5                | 112.6                 | 113.8       | 126.2                  | 114.6                          | 107.7                  | 115.5                          | 115.0                    | 109.0 |
| 辽宁         | Liaoning       | 113.5                | 113.6                 | 115.1       | 123.8                  | 114.4                          | 114.5                  | 110.2                          | 115.9                    | 118.2 |
| 吉林         | Jilin          | 111.3                | 111.4                 | 113.5       | 122.4                  | 112.5                          | 114.2                  | 108.7                          | 112.0                    | 112.8 |
| 黑龙江        | Heilongjiang   | 114.6                | 113.0                 | 114.6       | 126.5                  | 116.8                          | 110.9                  | 109.2                          | 121.4                    | 107.5 |
| 上海         | Shanghai       | 117.5                | 117.5                 | 121.1       | 135.0                  | 123.6                          | 112.4                  | 140.3                          | 116.7                    | 129.6 |
| 江苏         | Jiangsu        | 115.4                | 115.9                 | 116.6       | 139.0                  | 116.7                          | 119.3                  | 126.3                          | 112.3                    | 124.5 |
| 浙江         | Zhejiang       | 116.7                | 118.0                 | 120.8       | 150.4                  | 122.9                          | 124.4                  | 139.2                          | 115.9                    | 129.3 |
| 安徽         | Anhui          | 112.9                | 112.9                 | 113.7       | 133.8                  | 112.5                          | 121.3                  | 118.1                          | 107.8                    | 115.8 |
| 福建         | Fujian         | 113.4                | 113.8                 | 116.4       | 127.6                  | 117.1                          | 123.9                  | 124.6                          | 114.0                    | 124.1 |
| 江西         | Jiangxi        | 111.1                | 111.5                 | 114.6       | 134.5                  | 112.7                          | 119.1                  | 121.5                          | 109.1                    | 112.2 |
| 山东         | Shandong       | 110.7                | 110.3                 | 109.9       | 118.3                  | 111.2                          | 126.3                  | 100.8                          | 109.7                    | 119.8 |
| 河南         | Henan          | 108.4                | 108.3                 | 109.0       | 122.7                  | 108.6                          | 116.4                  | 100.3                          | 108.0                    | 109.3 |
| 湖北         | Hubei          | 115.0                | 114.7                 | 114.7       | 141.3                  | 112.7                          | 119.0                  | 111.6                          | 111.4                    | 116.5 |
| 湖南         | Hunan          | 115.1                | 115.2                 | 117.8       | 151.2                  | 115.1                          | 114.3                  | 116.9                          | 115.0                    | 112.8 |
| 广东         | Guangdong      | 118.2                | 119.8                 | 122.0       | 124.8                  | 123.3                          | 125.7                  | 143.2                          | 117.2                    | 132.3 |
| 广西         | Guangxi        | 118.9                | 120.1                 | 125.6       | 154.6                  | 124.5                          | 121.5                  | 136.8                          | 122.0                    | 130.3 |
| 海南         | Hainan         | 123.9                | 123.8                 | 129.2       | 132.8                  | 131.9                          | 126.3                  | 135.6                          | 130.9                    | 138.4 |
| 四川         | Sichuan        | 113.9                | 113.7                 | 116.8       | 143.6                  | 116.6                          | 115.9                  | 107.1                          | 120.3                    | 113.6 |
| 贵州         | Guizhou        | 114.8                | 115.0                 | 118.5       | 146.6                  | 116.6                          | 117.9                  | 98.6                           | 125.0                    | 112.7 |
| 云南         | Yunnan         | 118.9                | 118.2                 | 120.3       | 138.4                  | 120.1                          | 117.1                  | 113.1                          | 125.4                    | 120.7 |
| 西藏         | Tibet          |                      |                       |             |                        |                                |                        |                                |                          |       |
| 陕西         | Shaanxi        | 111.8                | 111.8                 | 109.9       | 128.9                  | 107.0                          | 117.3                  | 94.4                           | 106.9                    | 105.3 |
| 甘肃         | Gansu          | 113.0                | 112.4                 | 110.5       | 122.8                  | 108.4                          | 102.9                  | 113.0                          | 105.2                    | 109.2 |
| 青海         | Qinghai        | 112.5                | 112.2                 | 115.3       | 130.8                  | 115.6                          | 117.4                  | 115.8                          | 115.5                    | 108.6 |
| 宁夏         | Ningxia        | 112.8                | 112.1                 | 112.8       | 125.0                  | 112.7                          | 102.7                  | 114.9                          | 108.6                    | 114.1 |
| 新疆         | Xinjiang       | 112.6                | 112.7                 | 116.9       | 128.2                  | 116.0                          | 106.2                  | 109.3                          | 122.1                    | 107.2 |

OVERALL RETAIL PRICE INDICES BY CATEGORY OF COMMODITIES

(preceding year=100)

| 烟酒茶<br>Tobacco,<br>Liquor<br>and Tea | 其他食品<br>Other<br>Food | 衣着类<br>Clothing         |   |                           |                   | 日用品类<br>Daily<br>Use<br>Articles |       |       |       | #一般日用品<br>General<br>Article | #家 具<br>Furniture | #日用杂品<br>Daily-Use<br>Sundries |
|--------------------------------------|-----------------------|-------------------------|---|---------------------------|-------------------|----------------------------------|-------|-------|-------|------------------------------|-------------------|--------------------------------|
|                                      |                       | #棉 布<br>Cotton<br>Cloth | #化 纤 布<br>Cotton and<br>Chemical<br>Blend Cloth | #绸 缎<br>Silk and<br>Satin | #针织织品<br>Knitwear | #一般日用品                           | #家 具  | #日用杂品 |       |                              |                   |                                |
| 100.1                                | 102.7                 | 100.2                   |   |                           |                   |                                  |       | 100.1 |       |                              |                   |                                |
| 100.7                                | 103.5                 | 99.5                    | 100.0   | 97.7                      | 99.7              | 99.7                             | 100.5 | 99.8  | 100.4 | 102.2                        |                   |                                |
| 100.5                                | 106.4                 | 100.0                   | 100.0   | 99.3                      | 100.0             | 99.8                             | 101.6 | 100.1 | 101.1 | 103.0                        |                   |                                |
| 103.3                                | 102.5                 | 99.6                    | 100.0   | 98.6                      | 100.0             | 99.1                             | 101.3 | 100.1 | 107.6 | 103.2                        |                   |                                |
| 116.4                                | 101.2                 | 97.9                    | 100.0   | 92.3                      | 100.0             | 98.9                             | 100.6 | 100.4 | 107.6 | 102.2                        |                   |                                |
| 98.7                                 | 105.2                 | 98.8                    | 119.6   | 80.6                      | 100.1             | 107.7                            | 99.3  | 100.2 | 101.1 | 101.8                        |                   |                                |
| 99.9                                 | 104.0                 | 100.0                   | 100.0   | 97.2                      | 99.6              | 100.4                            | 100.2 | 100.8 | 101.7 | 104.6                        |                   |                                |
| 100.7                                | 115.0                 | 100.9                   | 99.1  | 100.4                     | 101.1             | 100.5                            | 102.7 | 103.8 | 103.9 | 109.5                        |                   |                                |
| 101.2                                | 106.7                 | 103.2                   | 102.0   | 100.2                     | 106.6             | 102.2                            | 106.1 | 105.9 | 103.6 | 109.8                        |                   |                                |
| 103.2                                | 109.7                 | 103.5                   | 103.0   | 99.9                      | 109.7             | 105.6                            | 106.1 | 106.0 | 105.7 | 110.4                        |                   |                                |
| 113.0                                | 120.2                 | 112.7                   | 121.7   | 102.6                     | 112.3             | 120.0                            | 112.2 | 121.7 | 109.2 | 112.8                        |                   |                                |
| 110.7                                | 121.9                 | 118.1                   | 132.1   | 108.9                     | 119.2             | 121.8                            | 115.3 | 124.1 | 111.6 | 118.0                        |                   |                                |
| 100.9                                | 102.5                 | 107.1                   | 111.2   | 106.0                     | 106.5             | 107.0                            | 101.9 | 107.7 | 102.3 | 108.3                        |                   |                                |
| 100.8                                | 103.9                 | 104.1                   | 105.4   | 103.1                     | 102.9             | 104.7                            | 101.5 | 103.8 | 100.4 | 103.7                        |                   |                                |
| 104.6                                | 103.6                 | 102.8                   | 101.2   | 101.0                     | 101.5             | 102.9                            | 101.4 | 101.4 | 100.6 | 103.6                        |                   |                                |
| 105.8                                | 109.5                 | 106.2                   | 103.1   | 102.1                     | 104.6             | 106.2                            | 107.9 | 107.8 | 107.3 | 112.2                        |                   |                                |
| 101.9                                | 115.5                 | 109.2                   | 103.4   | 116.0                     | 106.7             | 104.2                            | 116.6 | 118.0 | 119.1 | 144.3                        |                   |                                |
| 104.2                                | 119.7                 | 108.4                   | 100.4   | 103.9                     | 102.7             | 111.9                            | 110.2 | 111.8 | 114.9 | 107.5                        |                   |                                |
| 103.8                                | 108.8                 | 107.8                   | 101.2   | 102.1                     | 107.8             | 106.7                            | 108.8 | 108.8 | 106.3 | 114.5                        |                   |                                |
| 106.9                                | 109.2                 | 109.8                   | 103.4   | 105.2                     | 104.5             | 108.1                            | 107.1 | 106.2 | 105.6 | 113.5                        |                   |                                |
| 105.8                                | 105.8                 | 109.9                   | 106.2   | 108.5                     | 112.5             | 108.5                            | 108.4 | 109.6 | 105.5 | 113.8                        |                   |                                |
| 109.6                                | 115.5                 | 111.6                   | 105.5   | 104.4                     | 108.4             | 105.7                            | 108.2 | 108.5 | 111.8 | 111.6                        |                   |                                |
| 103.3                                | 113.8                 | 103.8                   | 99.6  | 101.2                     | 106.6             | 102.9                            | 105.3 | 105.6 | 105.5 | 105.3                        |                   |                                |
| 102.2                                | 105.4                 | 107.4                   | 103.7   | 100.1                     | 103.8             | 106.7                            | 107.4 | 108.0 | 109.0 | 109.1                        |                   |                                |
| 111.0                                | 113.2                 | 119.2                   | 115.4   | 104.5                     | 114.2             | 112.8                            | 108.5 | 106.0 | 113.5 | 122.1                        |                   |                                |
| 105.4                                | 109.7                 | 111.9                   | 105.1   | 103.5                     | 106.3             | 110.7                            | 108.8 | 108.4 | 110.9 | 109.5                        |                   |                                |
| 104.8                                | 114.4                 | 108.2                   | 105.6   | 102.6                     | 110.9             | 107.8                            | 109.7 | 109.2 | 111.7 | 116.9                        |                   |                                |
| 105.3                                | 107.4                 | 107.4                   | 105.2   | 103.4                     | 104.7             | 109.8                            | 106.9 | 106.1 | 106.8 | 108.7                        |                   |                                |
| 107.2                                | 110.2                 | 105.0                   | 101.4   | 103.0                     | 103.2             | 104.9                            | 107.1 | 106.1 | 107.0 | 112.8                        |                   |                                |
| 105.2                                | 110.8                 | 104.7                   | 101.2   | 102.0                     | 102.2             | 106.2                            | 106.1 | 106.3 | 103.2 | 109.8                        |                   |                                |
| 104.4                                | 104.2                 | 108.6                   | 105.3   | 105.0                     | 111.5             | 109.1                            | 106.4 | 107.8 | 108.3 | 106.8                        |                   |                                |
| 102.8                                | 103.6                 | 102.9                   | 99.5  | 101.6                     | 103.2             | 105.0                            | 106.7 | 106.6 | 107.1 | 108.7                        |                   |                                |
| 103.4                                | 111.1                 | 112.5                   | 104.2   | 101.5                     | 108.3             | 110.1                            | 110.9 | 110.1 | 114.5 | 117.7                        |                   |                                |
| 108.0                                | 109.2                 | 107.1                   | 103.7   | 101.2                     | 104.9             | 106.8                            | 111.2 | 109.9 | 111.2 | 122.2                        |                   |                                |
| 112.9                                | 118.4                 | 106.1                   | 101.4   | 103.4                     | 101.1             | 107.1                            | 111.8 | 109.2 | 113.8 | 113.7                        |                   |                                |
| 107.2                                | 115.4                 | 109.7                   | 102.6   | 106.0                     | 106.7             | 108.0                            | 111.2 | 111.1 | 105.6 | 116.2                        |                   |                                |
| 113.8                                | 116.0                 | 103.9                   | 106.8   | 103.2                     | 98.1              | 101.8                            | 110.7 | 107.5 | 104.5 | 114.4                        |                   |                                |
| 107.3                                | 109.3                 | 104.3                   | 102.9   | 101.8                     | 102.7             | 106.5                            | 109.4 | 108.1 | 107.6 | 117.8                        |                   |                                |
| 106.2                                | 107.5                 | 103.8                   | 103.4   | 102.2                     | 103.5             | 106.4                            | 107.3 | 106.1 | 105.1 | 122.9                        |                   |                                |
| 110.8                                | 113.0                 | 105.9                   | 103.9   | 106.2                     | 106.3             | 106.7                            | 113.0 | 111.7 | 111.5 | 126.2                        |                   |                                |
| 104.9                                | 105.5                 | 109.9                   | 102.2   | 101.4                     | 106.7             | 107.8                            | 107.6 | 108.0 | 110.2 | 111.1                        |                   |                                |
| 104.6                                | 112.9                 | 111.6                   | 103.0   | 106.0                     | 105.0             | 108.6                            | 111.4 | 112.7 | 112.9 | 110.3                        |                   |                                |
| 104.9                                | 110.3                 | 104.4                   | 103.7   | 106.8                     | 100.9             | 105.8                            | 105.7 | 106.3 | 102.7 | 109.9                        |                   |                                |
| 105.5                                | 108.4                 | 108.8                   | 101.6   | 99.1                      | 103.7             | 105.0                            | 109.4 | 108.8 | 111.4 | 114.2                        |                   |                                |
| 106.8                                | 113.6                 | 103.8                   | 100.6   | 101.2                     | 104.6             | 104.6                            | 109.1 | 109.0 | 104.4 | 121.9                        |                   |                                |

(上年=100)

续表 1 continued

(preceeding year=100)

| 年 份<br>Year | 地 区<br>Region  | 文化娱乐用品类                                   |                    | #纸张文具<br>Stationery | #文娱机电消费品<br>Recreational Electric Appliances | 书 报<br>杂志类<br>Books<br>News-papers and Magazines | 药及医疗用品类<br>Pharmaceuticals and Medical Articles | #中 药<br># 西药及医疗用品<br>Chinese Traditional Medicine and Western Medical Articles |                                     | 建筑装潢材料类<br>Building and Decoration | 燃料类<br>Fuel | 农业生产资料<br>Agricultural Producer Materials |
|-------------|----------------|---|--------------------|---------------------|--|--|---|--|-------------------------------------|------------------------------------|-------------|---|
|             |                | 文化娱乐用品类<br>Cultural Recreational Articles | 纸张文具<br>Stationery |                     |  |  |   | 中 药<br>Chinese Traditional Medicine  | 西药及医疗用品<br>Western Medical Articles |                                    |             |   |
| 1978        |                | 100.6                                     |                    |                     |  |  | 100.5   |  |                                     |                                    | 100.1       | 99.9                                      |
| 1979        |                | 101.8                                     | 102.3              | 100.0               |  |  | 101.7   | 105.7  | 99.7                                |                                    | 100.2       | 100.4                                     |
| 1980        |                | 95.5                                      | 100.8              | 93.6                |  |  | 100.9   | 102.9  | 99.8                                |                                    | 100.7       | 101.0                                     |
| 1981        |                | 98.0                                      | 100.4              | 97.2                |  |  | 100.2   | 102.9  | 98.1                                |                                    | 100.6       | 101.7                                     |
| 1982        |                | 97.2                                      | 100.2              | 96.1                |  |  | 101.3   | 102.9  | 100.4                               |                                    | 100.8       | 101.9                                     |
| 1983        |                | 98.1                                      | 100.3              | 95.1                |  |  | 103.9   | 107.2  | 101.8                               |                                    | 101.0       | 103.0                                     |
| 1984        |                | 99.8                                      | 100.3              | 99.7                | 100.0  |  | 104.9   | 109.0  | 102.1                               |                                    | 102.2       | 108.9                                     |
| 1985        |                | 101.5                                     | 103.9              | 100.8               | 132.5  |  | 103.8   | 105.8  | 102.5                               |                                    | 104.0       | 104.8                                     |
| 1986        |                | 101.0                                     | 105.1              | 99.6                | 113.9  |  | 102.0   | 102.0  | 101.9                               |                                    | 103.9       | 101.1                                     |
| 1987        |                | 102.5                                     | 107.9              | 100.2               | 101.4  |  | 104.6   | 102.5  | 106.1                               |                                    | 103.6       | 107.0                                     |
| 1988        |                | 114.1                                     | 114.8              | 115.3               | 115.2  |  | 124.8   | 134.8  | 117.6                               | 121.4                              | 116.1       | 116.2                                     |
| 1989        |                | 114.3                                     | 119.2              | 114.0               | 192.7  |  | 121.2   | 120.1  | 121.9                               | 118.7                              | 127.4       | 118.9                                     |
| 1990        |                | 97.5                                      | 111.4              | 93.1                | 107.6  |  | 102.4   | 96.6   | 106.8                               | 97.0                               | 108.2       | 105.5                                     |
| 1991        |                | 96.2                                      | 105.0              | 93.2                | 100.8  |  | 103.4   | 106.3  | 101.1                               | 100.8                              | 115.6       | 102.9                                     |
| 1992        |                | 95.7                                      | 102.7              | 93.0                | 103.3  |  | 109.1   | 118.4  | 102.1                               | 106.5                              | 114.6       | 103.7                                     |
| 1993        |                | 101.6                                     | 107.3              | 99.5                | 107.1  |  | 109.2   | 113.1  | 105.2                               | 128.8                              | 135.0       | 114.1                                     |
| 北 京         | Beijing        | 99.7                                      | 119.4              | 95.9                | 103.5  |  | 115.1   | 119.9  | 111.9                               | 110.7                              | 157.3       |   |
| 天 津         | Tianjin        | 103.8                                     | 116.7              | 102.5               | 106.0  |  | 119.5   | 131.3  | 108.3                               | 157.9                              | 136.1       |   |
| 河 北         | Hebei          | 100.7                                     | 109.5              | 98.9                | 105.2  |  | 109.7   | 117.0  | 106.1                               | 121.8                              | 122.4       | 109.6                                     |
| 山 西         | Shanxi         | 102.7                                     | 108.3              | 101.4               | 120.5  |  | 114.6   | 120.0  | 110.0                               | 140.3                              | 135.9       | 112.9                                     |
| 内 蒙 古       | Inner Mongolia | 102.5                                     | 107.2              | 100.7               | 110.7  |  | 111.4   | 116.3  | 108.5                               | 128.6                              | 126.2       | 111.4                                     |
| 辽 宁         | Liaoning       | 102.1                                     | 108.8              | 101.1               | 107.8  |  | 110.3   | 109.5  | 110.8                               | 127.4                              | 143.2       | 111.7                                     |
| 吉 林         | Jilin          | 101.0                                     | 104.9              | 99.3                | 105.8  |  | 108.2   | 111.1  | 106.0                               | 127.3                              | 159.7       | 109.3                                     |
| 黑 龙 江       | Heilongjiang   | 99.1                                      | 103.4              | 95.9                | 104.1  |  | 112.1   | 117.4  | 107.3                               | 126.3                              | 148.3       | 124.6                                     |
| 上 海         | Shanghai       | 99.5                                      | 114.8              | 97.3                | 105.5  |  | 107.6   | 103.6  | 111.4                               | 159.7                              | 153.3       |   |
| 江 苏         | Jiangsu        | 100.5                                     | 105.1              | 99.1                | 102.6  |  | 108.7   | 112.3  | 106.3                               | 132.9                              | 151.2       | 111.7                                     |
| 浙 江         | Zhejiang       | 101.8                                     | 110.8              | 100.0               | 141.5  |  | 104.7   | 104.7  | 104.6                               | 134.9                              | 145.2       | 113.3                                     |
| 安 徽         | Anhui          | 102.2                                     | 109.7              | 100.5               | 105.3  |  | 108.1   | 112.5  | 104.5                               | 124.9                              | 162.6       | 112.9                                     |
| 福 建         | Fujian         | 101.4                                     | 105.4              | 99.6                | 102.6  |  | 106.7   | 110.2  | 103.5                               | 129.7                              | 123.2       | 111.4                                     |
| 江 西         | Jiangxi        | 100.6                                     | 105.3              | 99.1                | 102.8  |  | 110.4   | 115.4  | 104.9                               | 122.1                              | 130.1       | 110.8                                     |
| 山 东         | Shandong       | 100.5                                     | 105.7              | 98.8                | 116.3  |  | 107.7   | 113.2  | 104.3                               | 117.4                              | 150.0       | 111.6                                     |
| 河 南         | Henan          | 98.7                                      | 105.1              | 96.6                | 108.6  |  | 107.1   | 109.8  | 105.7                               | 121.0                              | 123.5       | 109.2                                     |
| 湖 北         | Hubei          | 105.2                                     | 115.6              | 102.7               | 106.5  |  | 110.6   | 113.9  | 108.9                               | 121.1                              | 160.0       | 117.4                                     |
| 湖 南         | Hunan          | 104.0                                     | 107.6              | 103.5               | 117.6  |  | 112.4   | 111.4  | 112.7                               | 126.5                              | 135.2       | 114.6                                     |
| 广 东         | Guangdong      | 106.1                                     | 106.9              | 105.9               | 124.8  |  | 114.6   | 115.5  | 113.6                               | 142.3                              | 121.5       | 112.4                                     |
| 广 西         | Guangxi        | 101.5                                     | 105.8              | 99.5                | 107.5  |  | 111.7   | 115.5  | 107.7                               | 135.4                              | 147.8       | 110.6                                     |
| 海 南         | Hainan         | 100.9                                     | 107.7              | 99.0                | 101.1  |  | 102.1   | 105.7  | 98.3                                | 160.3                              | 126.4       | 130.4                                     |
| 四 川         | Sichuan        | 102.9                                     | 109.0              | 100.6               | 104.5  |  | 110.5   | 115.5  | 105.9                               | 136.3                              | 131.7       | 115.0                                     |
| 贵 州         | Guizhou        | 102.8                                     | 111.7              | 100.6               | 107.6  |  | 107.4   | 114.9  | 103.7                               | 131.0                              | 141.1       | 113.0                                     |
| 云 南         | Yunnan         | 100.7                                     | 110.6              | 98.2                | 104.5  |  | 108.4   | 117.4  | 104.6                               | 145.0                              | 147.8       | 121.4                                     |
| 西 藏         | Tibet          |   |                    |                     |  |  |   |  |                                     |                                    |             |   |
| 陕 西         | Shaanxi        | 101.4                                     | 112.4              | 98.1                | 110.9  |  | 110.9   | 117.4  | 106.6                               | 129.7                              | 169.0       | 111.4                                     |
| 甘 肃         | Gansu          | 102.3                                     | 111.5              | 98.2                | 110.0  |  | 116.6   | 123.0  | 112.6                               | 137.2                              | 131.1       | 120.1                                     |
| 青 海         | Qinghai        | 103.6                                     | 110.6              | 100.5               | 102.8  |  | 112.0   | 114.4  | 110.2                               | 130.2                              | 151.4       | 117.6                                     |
| 宁 夏         | Ningxia        | 100.5                                     | 104.8              | 98.6                | 125.9  |  | 110.5   | 115.0  | 107.3                               | 125.6                              | 124.6       | 116.3                                     |
| 新 疆         | Xinjiang       | 102.2                                     | 108.8              | 100.2               | 106.6  |  | 115.7   | 115.9  | 115.6                               | 123.5                              | 123.8       | 110.1                                     |

8-4 全国零售物价分类指数  
OVERALL RETAIL PRICE INDICES BY CATEGORY OF COMMODITIES

(1978=100)

(1978=100)

| 年 份<br>Year | 总指数<br>Overall Index | 消费品<br>Consumer Goods | 食品类   | 衣着类      | 日用品类               | 文化娱乐用品类                   | 药及医疗用品类                              | 燃料类   | 农业生产资料                      |
|-------------|----------------------|-----------------------|-------|----------|--------------------|---------------------------|--------------------------------------|-------|-----------------------------|
|             |                      |                       | Food  | Clothing | Daily-Use Articles | Cultural and Recreational | Pharmaceuticals and Medical Articles | Fuel  | Agricultural Producer Goods |
| 1978        | 100.0                | 100.0                 | 100.0 | 100.0    | 100.0              | 100.0                     | 100.0                                | 100.0 | 100.0                       |
| 1979        | 102.0                | 102.1                 | 105.5 | 99.5     | 100.5              | 101.8                     | 101.7                                | 100.2 | 100.4                       |
| 1980        | 108.1                | 109.3                 | 116.6 | 99.5     | 102.1              | 97.2                      | 102.6                                | 100.9 | 101.4                       |
| 1981        | 110.7                | 112.2                 | 120.9 | 99.1     | 103.4              | 95.3                      | 102.8                                | 101.5 | 103.1                       |
| 1982        | 112.8                | 114.3                 | 124.3 | 97.0     | 104.1              | 92.6                      | 104.2                                | 102.3 | 105.1                       |
| 1983        | 114.5                | 115.7                 | 127.3 | 95.9     | 103.3              | 90.8                      | 108.2                                | 103.3 | 108.2                       |
| 1984        | 117.7                | 117.7                 | 130.6 | 95.9     | 103.5              | 90.7                      | 113.5                                | 105.6 | 117.9                       |
| 1985        | 128.1                | 128.7                 | 149.4 | 96.7     | 106.3              | 92.0                      | 117.8                                | 109.8 | 123.5                       |
| 1986        | 135.8                | 137.1                 | 160.4 | 99.8     | 112.8              | 92.9                      | 120.2                                | 114.1 | 124.9                       |
| 1987        | 145.7                | 147.2                 | 176.6 | 103.3    | 119.7              | 95.3                      | 125.7                                | 118.2 | 133.6                       |
| 1988        | 172.6                | 175.2                 | 217.2 | 116.4    | 134.3              | 108.7                     | 156.9                                | 137.3 | 155.3                       |
| 1989        | 203.3                | 205.9                 | 252.4 | 137.5    | 154.8              | 124.2                     | 190.2                                | 174.9 | 184.6                       |
| 1990        | 207.6                | 209.2                 | 253.2 | 147.3    | 157.8              | 121.1                     | 194.7                                | 189.2 | 194.8                       |
| 1991        | 213.6                | 215.2                 | 261.6 | 153.3    | 160.2              | 116.5                     | 201.3                                | 218.7 | 200.4                       |
| 1992        | 225.2                | 227.3                 | 281.7 | 157.6    | 162.4              | 111.5                     | 219.7                                | 250.7 | 207.8                       |
| 1993        | 254.9                | 256.8                 | 322.0 | 167.4    | 175.2              | 113.3                     | 239.9                                | 338.4 | 237.2                       |

8-5 城镇零售物价分类指数

URBAN OVERALL RETAIL PRICE INDICES BY CATEGORY OF COMMODITIES

(1978=100)

(1978=100)

| 年 份<br>Year | 总指数<br>Overall Index | 消费品<br>Consumer Goods | 食品类   | 衣着类      | 日用品类               | 文化娱乐用品类                   | 药及医疗用品类                              | 燃料类   |
|-------------|----------------------|-----------------------|-------|----------|--------------------|---------------------------|--------------------------------------|-------|
|             |                      |                       | Food  | Clothing | Daily-Use Articles | Cultural and Recreational | Pharmaceuticals and Medical Articles | Fuel  |
| 1978        | 100.0                | 100.0                 | 100.0 | 100.0    | 100.0              | 100.0                     | 100.0                                | 100.0 |
| 1979        | 101.9                | 101.9                 | 101.9 | 99.4     | 100.6              | 101.7                     | 101.8                                | 100.2 |
| 1980        | 110.2                | 110.2                 | 110.2 | 99.4     | 102.4              | 97.1                      | 102.8                                | 100.3 |
| 1981        | 113.1                | 113.1                 | 113.1 | 99.0     | 103.3              | 95.2                      | 103.2                                | 100.6 |
| 1982        | 115.5                | 115.5                 | 115.5 | 96.9     | 103.8              | 92.4                      | 105.0                                | 100.8 |
| 1983        | 117.7                | 117.7                 | 119.8 | 94.8     | 102.9              | 90.7                      | 110.3                                | 101.2 |
| 1984        | 120.6                | 120.6                 | 124.6 | 95.4     | 102.9              | 90.6                      | 116.7                                | 103.4 |
| 1985        | 135.4                | 135.4                 | 145.1 | 97.0     | 105.7              | 91.7                      | 122.0                                | 106.7 |
| 1986        | 144.8                | 144.8                 | 155.6 | 100.8    | 112.0              | 92.3                      | 125.2                                | 109.9 |
| 1987        | 158.0                | 158.0                 | 174.2 | 105.6    | 119.3              | 95.3                      | 133.2                                | 113.8 |
| 1988        | 191.7                | 191.7                 | 218.1 | 120.8    | 134.7              | 112.3                     | 167.5                                | 127.8 |
| 1989        | 222.3                | 222.3                 | 249.6 | 143.3    | 153.8              | 129.5                     | 202.5                                | 153.2 |
| 1990        | 222.8                | 222.8                 | 246.6 | 153.2    | 154.0              | 123.3                     | 207.2                                | 174.2 |
| 1991        | 232.8                | 232.8                 | 259.9 | 160.1    | 156.5              | 117.7                     | 215.7                                | 227.0 |
| 1992        | 250.7                | 250.7                 | 287.7 | 166.6    | 158.8              | 112.4                     | 237.5                                | 276.3 |
| 1993        | 286.3                | 286.3                 | 335.2 | 182.1    | 173.6              | 114.7                     | 263.6                                | 302.8 |

### 8-6 城镇零售物价分类指数

(上年=100)

| 年 份<br>Year                          | 总指数<br>Overall Index | 食品类<br>Food | 粮 食          |                        |       |       |                             |                                       | 烟酒茶<br>Tobacco,<br>Liquor<br>and Tea |
|--------------------------------------|----------------------|-------------|--------------|------------------------|-------|-------|-----------------------------|---------------------------------------|--------------------------------------|
|                                      |                      |             | 粮 食<br>Grain | 副食品<br>Non-Staple Food |       |       | # 鲜 菜<br>Fresh<br>Vegetable | # 肉禽蛋<br>Meat,<br>Poultry<br>and Eggs |                                      |
| #食用植物油<br>Edible<br>Vegetable<br>Oil |                      |             |              |                        |       |       |                             |                                       |                                      |
| 1978                                 | 102.5                | 102.5       | 102.0        | 102.2                  |       |       | 105.8                       |                                       | 100.1                                |
| 1979                                 | 101.9                | 101.9       | 99.5         | 103.5                  |       |       | 103.0                       |                                       | 100.7                                |
| 1980                                 | 108.1                | 108.1       | 100.2        | 114.1                  |       |       | 108.9                       |                                       | 100.8                                |
| 1981                                 | 102.7                | 102.7       | 100.7        | 103.2                  |       |       | 110.0                       |                                       | 103.6                                |
| 1982                                 | 102.1                | 102.1       | 99.2         | 99.8                   |       |       | 100.4                       |                                       | 119.4                                |
| 1983                                 | 101.9                | 103.7       | 102.1        | 104.6                  |       |       | 113.1                       |                                       | 98.3                                 |
| 1984                                 | 102.5                | 104.0       | 100.0        | 106.0                  | 104.6 | 107.5 | 106.5                       | 113.2                                 | 99.5                                 |
| 1985                                 | 112.2                | 116.5       | 103.3        | 123.0                  | 109.8 | 134.5 | 104.3                       | 123.5                                 | 100.9                                |
| 1986                                 | 107.0                | 107.2       | 104.1        | 108.3                  | 108.0 | 103.3 | 110.2                       | 112.3                                 | 101.7                                |
| 1987                                 | 109.1                | 112.0       | 106.2        | 114.9                  | 108.4 | 117.7 | 115.4                       | 120.9                                 | 104.5                                |
| 1988                                 | 121.3                | 125.2       | 114.1        | 131.1                  | 118.4 | 131.7 | 134.8                       | 130.7                                 | 116.4                                |
| 1989                                 | 116.0                | 114.4       | 116.9        | 112.6                  | 123.7 | 102.1 | 114.6                       | 113.4                                 | 111.3                                |
| 1990                                 | 100.2                | 98.8        | 93.5         | 99.7                   | 100.4 | 99.6  | 98.2                        | 100.0                                 | 100.4                                |
| 1991                                 | 104.5                | 105.4       | 120.7        | 102.9                  | 123.1 | 106.1 | 98.3                        | 103.1                                 | 101.7                                |
| 1992                                 | 107.7                | 110.7       | 139.2        | 107.0                  | 111.0 | 109.6 | 105.4                       | 105.8                                 | 106.5                                |
| 1993                                 | 114.2                | 116.5       | 131.1        | 115.8                  | 115.4 | 115.7 | 115.2                       | 118.4                                 | 107.5                                |

续表 1 continued

(上年=100)

(preceding year=100)

| 年 份<br>Year | 文化娱乐用品类<br>Cultural and Recreational Articles | #纸张文具<br>Paper and Stationery | # 文娛用机<br>电消费品<br>Recreational Electric Appliances | 书报杂志类<br>Books, Newspapers and Magazines | 药及医疗用品类<br>Pharmaceutical and Medical Articles | # 中 药<br>Chinese Traditional Medicine | # 西药及医疗用品<br>Western Medicine and Articles | 建筑装潢材料类<br>Building and Decoration Materials | 燃料类<br>Fuel |
|-------------|---|-------------------------------|--|--|--|---------------------------------------|--|--|-------------|
|             |   |                               |  |  |  |                                       |  |  |             |
| 1979        | 101.7   | 102.3                         | 100.0  |  | 101.8  | 105.6                                 | 99.8                                       |  | 100.2       |
| 1980        | 95.5  | 100.7                         | 93.7   |  | 101.0  | 102.7                                 | 100.0                                      |  | 100.1       |
| 1981        | 98.0  | 100.5                         | 97.1   |  | 100.4  | 103.4                                 | 97.6                                       |  | 100.3       |
| 1982        | 97.1  | 100.2                         | 96.0   |  | 101.7  | 103.6                                 | 100.3                                      |  | 100.2       |
| 1983        | 98.1  | 100.5                         | 96.1   |  | 105.1  | 109.5                                 | 101.6                                      |  | 100.4       |
| 1984        | 99.9  | 100.1                         | 99.8   | 100.0                                    | 105.8  | 110.0                                 | 103.1                                      |  | 102.2       |
| 1985        | 101.2   | 104.4                         | 100.4  | 133.9                                    | 104.5  | 107.8                                 | 102.3                                      |  | 103.2       |
| 1986        | 100.7   | 104.4                         | 99.7   | 111.7                                    | 102.6  | 103.0                                 | 102.2                                      |  | 103.0       |
| 1987        | 103.2   | 109.0                         | 100.5  | 101.2                                    | 106.4  | 103.4                                 | 109.0                                      |  | 103.5       |
| 1988        | 117.9   | 114.6                         | 120.3  | 115.6                                    | 125.8  | 136.9                                 | 116.5                                      | 125.4  | 112.3       |
| 1989        | 115.3   | 118.3                         | 115.9  | 193.4                                    | 120.9  | 121.9                                 | 120.0                                      | 119.3  | 119.9       |
| 1990        | 95.2  | 109.9                         | 92.3   | 106.1                                    | 102.3  | 96.3                                  | 107.3                                      | 97.3   | 113.7       |
| 1991        | 95.5  | 105.4                         | 93.0   | 101.5                                    | 104.1  | 107.1                                 | 101.6                                      | 101.4  | 130.3       |
| 1992        | 95.5  | 103.5                         | 93.1   | 104.1                                    | 110.1  | 119.7                                 | 102.4                                      | 107.3  | 121.7       |
| 1993        | 102.0   | 110.4                         | 99.9   | 107.1                                    | 111.0  | 114.7                                 | 107.9                                      | 134.2  | 142.2       |

## URBAN OVERALL RETAIL PRICE INDICES BY CATEGORY OF COMMODITIES

(preceding year=100)

| 其他食品<br>Other Food | 衣着类<br>Clothing | 日用品类                 |  |                        |                   | 日用品类<br>Daily-Use Articles | # 一般日用品<br>General Articles | # 家具<br>Furniture | # 日用杂品<br>Daily-Use Sundries |
|--------------------|-----------------|----------------------|--|------------------------|-------------------|----------------------------|-----------------------------|-------------------|------------------------------|
|                    |                 | # 棉布<br>Cotton Cloth | # 化纤布<br>Cotton and Chemical Blend Cloth | # 绸缎<br>Silk and Satin | # 针织品<br>Knitwear |                            |                             |                   |                              |
| 103.2              | 100.0           |                      |  |                        |                   | 100.0                      |                             |                   |                              |
| 102.0              | 99.4            | 100.0                | 97.8                                     | 100.0                  | 99.6              | 100.6                      | 99.8                        | 100.5             | 102.2                        |
| 105.9              | 100.0           | 100.0                | 99.4                                     | 99.7                   | 99.8              | 101.8                      | 100.2                       | 101.2             | 103.3                        |
| 103.0              | 99.6            | 100.0                | 98.5                                     | 100.0                  | 99.0              | 100.9                      | 100.0                       | 106.9             | 103.0                        |
| 100.1              | 97.9            | 100.0                | 91.9                                     | 100.0                  | 99.1              | 100.5                      | 100.1                       | 108.0             | 102.4                        |
| 106.6              | 97.8            | 119.8                | 79.9                                     | 100.3                  | 107.3             | 99.1                       | 100.1                       | 100.6             | 101.7                        |
| 104.3              | 100.6           | 100.5                | 98.1                                     | 99.7                   | 100.4             | 100.0                      | 100.8                       | 101.9             | 104.2                        |
| 118.5              | 101.7           | 99.8                 | 100.8                                    | 101.4                  | 100.7             | 102.7                      | 103.4                       | 105.1             | 109.8                        |
| 107.7              | 103.9           | 101.9                | 100.3                                    | 107.8                  | 102.3             | 106.0                      | 106.1                       | 103.7             | 110.1                        |
| 112.1              | 104.8           | 103.4                | 100.1                                    | 111.9                  | 106.4             | 106.5                      | 106.0                       | 106.3             | 112.3                        |
| 120.9              | 114.4           | 122.4                | 103.0                                    | 115.1                  | 121.6             | 112.9                      | 120.7                       | 109.2             | 114.5                        |
| 120.5              | 118.6           | 131.8                | 110.6                                    | 121.0                  | 121.4             | 114.2                      | 122.7                       | 112.2             | 119.8                        |
| 100.8              | 106.9           | 111.1                | 106.6                                    | 107.3                  | 106.7             | 100.1                      | 108.0                       | 102.3             | 108.3                        |
| 105.4              | 104.5           | 106.3                | 103.7                                    | 102.7                  | 105.7             | 101.6                      | 104.5                       | 101.1             | 105.1                        |
| 104.9              | 104.1           | 101.7                | 102.4                                    | 102.0                  | 103.3             | 101.5                      | 101.8                       | 101.3             | 104.2                        |
| 112.0              | 109.3           | 104.7                | 104.2                                    | 106.6                  | 107.8             | 109.3                      | 109.3                       | 112.2             | 113.9                        |

## 8-7 农村零售物价分类指数

### RURAL OVERALL RETAIL PRICE INDICES BY CATEGORY OF COMMODITIES

(1978=100)

(1978=100)

| 年份<br>Year | 总指数<br>Overall Index | 消费品         |                 |                            |                                      |   |             |       | 农业生产资料<br>Agricultural Producer Goods |
|------------|----------------------|-------------|-----------------|----------------------------|--------------------------------------|---|-------------|-------|---------------------------------------|
|            |                      | 食品类<br>Food | 衣着类<br>Clothing | 日用品类<br>Daily-Use Articles | 文化娱乐用品类<br>Cultural and Recreational | 药及医疗用品类<br>Pharmaceuticals and Medical Articles | 燃料类<br>Fuel |       |                                       |
| 1978       | 100.0                | 100.0       | 100.0           | 100.0                      | 100.0                                | 100.0   | 100.0       | 100.0 | 100.0                                 |
| 1979       | 102.0                | 102.4       | 103.8           | 99.5                       | 100.4                                | 101.8   | 101.6       | 100.2 | 100.4                                 |
| 1980       | 106.5                | 108.5       | 111.2           | 99.4                       | 101.9                                | 97.2  | 102.5       | 100.4 | 101.4                                 |
| 1981       | 108.7                | 111.1       | 114.5           | 99.0                       | 103.5                                | 95.3  | 102.6       | 101.3 | 103.1                                 |
| 1982       | 110.6                | 112.9       | 119.5           | 96.9                       | 104.3                                | 92.7  | 103.8       | 102.5 | 105.1                                 |
| 1983       | 111.9                | 113.5       | 120.3           | 96.6                       | 103.6                                | 90.9  | 107.4       | 104.1 | 108.2                                 |
| 1984       | 115.3                | 114.7       | 121.9           | 96.2                       | 103.9                                | 90.8  | 112.4       | 106.1 | 117.9                                 |
| 1985       | 123.3                | 123.5       | 137.2           | 96.7                       | 106.8                                | 92.5  | 116.6       | 111.4 | 123.5                                 |
| 1986       | 129.5                | 131.0       | 147.5           | 99.4                       | 113.4                                | 93.6  | 118.8       | 116.1 | 124.9                                 |
| 1987       | 137.6                | 139.0       | 159.9           | 102.1                      | 119.9                                | 95.4  | 123.9       | 120.4 | 133.6                                 |
| 1988       | 161.2                | 163.2       | 193.3           | 114.1                      | 134.1                                | 106.0   | 154.5       | 141.1 | 155.3                                 |
| 1989       | 191.5                | 193.5       | 228.1           | 134.4                      | 155.7                                | 120.3   | 187.3       | 183.1 | 184.6                                 |
| 1990       | 197.6                | 198.7       | 231.9           | 144.0                      | 160.7                                | 119.5   | 191.8       | 194.0 | 194.8                                 |
| 1991       | 201.6                | 202.1       | 235.0           | 149.5                      | 163.1                                | 115.8   | 197.9       | 211.1 | 200.4                                 |
| 1992       | 209.4                | 210.2       | 246.0           | 152.2                      | 165.2                                | 111.1   | 215.3       | 235.8 | 207.8                                 |
| 1993       | 235.8                | 235.6       | 275.5           | 157.8                      | 176.4                                | 112.4   | 233.6       | 311.7 | 237.2                                 |



## 8-8 农村零售物价分类指数

(上年=100)

| 年 份<br>Year | 总指数<br>Overall Index | 消费品<br>Consumer Goods | 食品类         |             |                                |                                |                          |                          | 烟酒茶<br>Tobacco, Liquor and Tea |
|-------------|----------------------|-----------------------|-------------|-------------|--------------------------------|--------------------------------|--------------------------|--------------------------|--------------------------------|
|             |                      |                       | 食品类<br>Food | 粮食<br>Grain | 副食品<br>Non-Staple Food         |                                |                          | #水产品<br>Aquatic Products |                                |
|             |                      |                       |             |             | #食用植物油<br>Edible Vegetable Oil | #肉禽蛋<br>Meat, Poultry and Eggs | #水产品<br>Aquatic Products |                          |                                |
| 1978        | 100.1                | 100.1                 | 100.3       | 100.2       | 100.3                          |                                |                          |                          | 100.3                          |
| 1979        | 102.0                | 102.4                 | 103.8       | 105.7       | 107.0                          |                                |                          |                          | 100.6                          |
| 1980        | 104.4                | 106.0                 | 107.1       | 107.1       | 120.7                          |                                |                          |                          | 100.3                          |
| 1981        | 102.1                | 102.4                 | 103.0       | 101.1       | 102.7                          |                                |                          |                          | 103.0                          |
| 1982        | 101.7                | 101.6                 | 104.4       | 103.5       | 103.9                          |                                |                          |                          | 114.5                          |
| 1983        | 101.2                | 100.5                 | 100.6       | 100.2       | 101.2                          |                                |                          |                          | 98.8                           |
| 1984        | 103.0                | 101.1                 | 101.4       | 99.6        | 102.5                          | 101.2                          | 102.1                    | 105.8                    | 100.1                          |
| 1985        | 107.0                | 107.6                 | 112.5       | 117.6       | 115.1                          | 114.4                          | 120.2                    | 131.2                    | 100.6                          |
| 1986        | 105.0                | 106.1                 | 107.5       | 113.0       | 108.6                          | 113.1                          | 110.0                    | 110.8                    | 101.0                          |
| 1987        | 106.3                | 106.1                 | 108.4       | 106.1       | 112.5                          | 107.2                          | 117.7                    | 111.0                    | 102.7                          |
| 1988        | 117.1                | 117.4                 | 120.9       | 114.0       | 129.5                          | 116.1                          | 140.0                    | 131.9                    | 111.3                          |
| 1989        | 118.8                | 118.6                 | 118.0       | 125.0       | 116.7                          | 120.0                          | 113.8                    | 121.8                    | 110.3                          |
| 1990        | 103.2                | 102.7                 | 101.7       | 96.7        | 103.2                          | 102.4                          | 97.4                     | 98.1                     | 101.1                          |
| 1991        | 102.0                | 101.7                 | 101.3       | 99.9        | 101.9                          | 101.6                          | 96.9                     | 98.7                     | 100.4                          |
| 1992        | 103.9                | 104.0                 | 104.7       | 112.7       | 103.1                          | 101.8                          | 103.9                    | 104.8                    | 103.6                          |
| 1993        | 112.6                | 112.1                 | 112.0       | 124.6       | 112.5                          | 117.0                          | 112.1                    | 112.9                    | 104.8                          |

续表 1 continued

(上年=100)

| 年 份<br>Year | 文化娱乐用品类                            | #纸张文具<br>Paper and Stationery | #文娛用机电消费品<br>Recreational Electric Appliances | 书报杂志类<br>Books, Newspapers and Magazines | 药及医疗用品类                             | #中药<br>Chinese Traditional Medicine | #西药及医疗用品<br>Western Medicine and Articles | 建筑装潢材料类<br>Building and Decoration Materials | 燃料类   |
|-------------|------------------------------------|-------------------------------|---|--|-------------------------------------|-------------------------------------|---|--|-------|
|             | Cultural and Recreational Articles |                               |   |  | Pharmaceutical and Medical Articles |                                     |   |  | Fuel  |
| 1978        | 100.6                              |                               |   |  | 100.1                               |                                     |   |  | 100.2 |
| 1979        | 101.8                              | 102.2                         | 99.9  |  | 101.6                               | 105.8                               | 99.6                                      |  | 100.2 |
| 1980        | 95.5                               | 100.9                         | 93.6  |  | 100.9                               | 103.1                               | 99.7                                      |  | 100.2 |
| 1981        | 98.0                               | 100.3                         | 97.2  |  | 100.1                               | 102.7                               | 98.7                                      |  | 100.9 |
| 1982        | 97.3                               | 100.2                         | 97.4  |  | 101.2                               | 102.5                               | 100.5                                     |  | 101.2 |
| 1983        | 98.1                               | 100.2                         | 99.7  |  | 103.4                               | 105.9                               | 101.9                                     |  | 101.5 |
| 1984        | 99.8                               | 100.2                         | 99.6  | 100.0                                    | 104.7                               | 108.9                               | 101.9                                     |  | 102.0 |
| 1985        | 101.9                              | 103.6                         | 101.4   | 131.5                                    | 103.7                               | 105.6                               | 102.5                                     |  | 105.0 |
| 1986        | 101.2                              | 105.5                         | 99.6  | 115.4                                    | 101.9                               | 101.8                               | 101.9                                     |  | 104.2 |
| 1987        | 101.9                              | 107.3                         | 99.8  | 101.5                                    | 104.3                               | 102.3                               | 105.6                                     |  | 103.7 |
| 1988        | 111.1                              | 114.8                         | 110.6   | 115.0                                    | 124.7                               | 134.4                               | 117.8                                     | 120.9  | 117.2 |
| 1989        | 113.5                              | 119.4                         | 112.1   | 192.1                                    | 121.2                               | 119.7                               | 122.3                                     | 118.6  | 129.7 |
| 1990        | 99.4                               | 111.7                         | 93.9  | 108.3                                    | 102.4                               | 96.7                                | 106.7                                     | 96.9   | 106.0 |
| 1991        | 96.9                               | 104.9                         | 93.4  | 100.3                                    | 103.2                               | 106.1                               | 101.0                                     | 100.8  | 108.8 |
| 1992        | 95.9                               | 102.4                         | 92.9  | 102.8                                    | 108.8                               | 118.0                               | 102.1                                     | 106.5  | 111.7 |
| 1993        | 101.2                              | 106.2                         | 99.2  | 107.0                                    | 108.5                               | 112.6                               | 105.6                                     | 128.2  | 132.2 |

# RURAL OVERALL RETAIL PRICE INDICES BY CATEGORY OF COMMODITIES

(preceding year=100)

| 其他食品<br>Other Food | 衣着类<br>Clothing      |  |                        |                   |       | 日用品类<br>Daily-Use Articles  |                   |                              |       |
|--------------------|----------------------|--|------------------------|-------------------|-------|-----------------------------|-------------------|------------------------------|-------|
|                    | # 棉布<br>Cotton Cloth | # 化纤布<br>Cotton and Chemical Blend Cloth | # 绸缎<br>Silk and Satin | # 针织品<br>Knitwear |       | # 一般日用品<br>General Articles | # 家具<br>Furniture | # 日用杂品<br>Daily-Use Sundries |       |
| 100.9              | 100.0                |  |                        |                   |       | 100.2                       |                   |                              |       |
| 105.2              | 99.5                 | 100.1                                    | 97.5                   | 99.4              | 99.7  | 100.4                       | 99.9              | 100.3                        | 102.1 |
| 111.6              | 99.9                 | 100.0                                    | 99.2                   | 100.2             | 99.7  | 101.5                       | 100.0             | 100.9                        | 102.9 |
| 103.1              | 99.6                 | 100.0                                    | 98.7                   | 100.0             | 99.2  | 101.6                       | 100.2             | 108.6                        | 103.4 |
| 104.2              | 97.9                 | 100.0                                    | 92.6                   | 100.0             | 98.8  | 100.7                       | 100.5             | 107.9                        | 102.1 |
| 102.4              | 99.7                 | 119.5                                    | 81.1                   | 99.9              | 107.9 | 99.4                        | 100.3             | 101.7                        | 101.9 |
| 103.6              | 99.6                 | 99.8                                     | 96.8                   | 99.4              | 100.5 | 100.3                       | 101.0             | 101.4                        | 105.6 |
| 111.3              | 100.5                | 99.0                                     | 100.3                  | 100.9             | 100.4 | 102.7                       | 103.4             | 103.3                        | 109.4 |
| 105.8              | 102.8                | 102.0                                    | 100.2                  | 105.6             | 102.2 | 106.2                       | 105.7             | 103.6                        | 109.7 |
| 107.4              | 102.7                | 102.9                                    | 99.8                   | 107.5             | 105.0 | 105.8                       | 106.1             | 105.3                        | 109.6 |
| 119.5              | 111.7                | 121.6                                    | 102.5                  | 109.5             | 118.8 | 111.8                       | 122.4             | 109.2                        | 112.3 |
| 123.3              | 117.8                | 132.1                                    | 108.4                  | 117.4             | 122.2 | 116.1                       | 125.0             | 111.2                        | 117.4 |
| 104.0              | 107.2                | 111.2                                    | 105.9                  | 105.8             | 107.1 | 103.2                       | 107.5             | 102.3                        | 108.3 |
| 102.4              | 103.8                | 105.2                                    | 103.0                  | 103.0             | 103.9 | 101.5                       | 103.5             | 99.7                         | 103.2 |
| 102.3              | 101.8                | 101.1                                    | 100.4                  | 101.1             | 102.6 | 101.3                       | 101.1             | 99.9                         | 103.3 |
| 106.9              | 103.7                | 102.8                                    | 101.3                  | 102.9             | 104.9 | 106.8                       | 106.4             | 104.1                        | 111.3 |

续表 2 continued

(preceding year=100)

| 农业生产资料<br>Agricultural Producer Goods | 农业机械化<br>Mechanized Farm Equipment |  |                                    |                           |   |                           |                              | 农机用油<br>Oil for Farm Machinery | 其他<br>Other |
|---------------------------------------|------------------------------------|--|------------------------------------|---------------------------|---|---------------------------|------------------------------|--------------------------------|-------------|
|                                       | 小农具<br>Small Farm Tools            | 半机械化工具<br>Semi-Mechanized Farm Equipment | 机械化工具<br>Mechanized Farm Equipment | 化肥<br>Chemical Fertilizer | 农药及农药械<br>Chemical Pesticides and Application Equipment | 农药<br>Chemical Pesticides | 农药械<br>Application Equipment |                                |             |
| 99.9                                  |                                    |  |                                    |                           |   |                           |                              |                                |             |
| 100.4                                 | 100.3                              | 99.2                                     | 98.5                               | 99.7                      | 100.1   | 100.1                     | 99.9                         | 99.9                           | 104.1       |
| 101.0                                 | 103.3                              | 101.5                                    | 98.8                               | 100.1                     | 100.3   | 100.1                     | 101.3                        | 101.3                          | 100.7       |
| 101.7                                 | 106.3                              | 104.8                                    | 99.2                               | 100.1                     | 100.6   | 100.1                     | 104.3                        | 100.6                          | 101.2       |
| 101.9                                 | 105.1                              | 103.6                                    | 100.3                              | 100.8                     | 100.5   | 100.1                     | 103.7                        | 102.7                          | 101.0       |
| 103.0                                 | 101.8                              | 101.5                                    | 101.0                              | 102.4                     | 100.7   | 100.3                     | 101.8                        | 111.8                          | 102.6       |
| 108.9                                 | 101.4                              | 103.6                                    | 104.5                              | 111.9                     | 100.2   | 100.3                     | 99.7                         | 116.7                          | 108.9       |
| 104.8                                 | 105.0                              | 105.8                                    | 111.1                              | 103.8                     | 100.2   | 100.5                     | 99.2                         | 106.0                          | 101.5       |
| 101.1                                 | 104.4                              | 105.0                                    | 103.2                              | 99.3                      | 100.4   | 100.9                     | 99.7                         | 99.4                           | 104.9       |
| 107.0                                 | 105.5                              | 104.0                                    | 102.7                              | 108.3                     | 108.8   | 110.3                     | 100.8                        | 106.2                          | 109.7       |
| 116.2                                 | 109.5                              | 108.3                                    | 109.7                              | 118.6                     | 131.6   | 135.2                     | 107.3                        | 107.3                          | 120.6       |
| 118.9                                 | 116.7                              | 117.1                                    | 118.7                              | 117.3                     | 135.8   | 140.0                     | 107.5                        | 110.4                          | 127.5       |
| 105.5                                 | 106.5                              | 104.4                                    | 105.3                              | 103.5                     | 105.7   | 112.8                     | 100.5                        | 101.5                          | 107.5       |
| 102.9                                 | 102.5                              | 102.6                                    | 103.4                              | 103.2                     | 101.4   | 101.7                     | 99.2                         | 108.7                          | 98.2        |
| 103.7                                 | 103.4                              | 102.4                                    | 104.3                              | 103.7                     | 98.9  | 98.7                      | 100.6                        | 111.3                          | 102.3       |
| 114.1                                 | 115.5                              | 112.5                                    | 113.8                              | 111.1                     | 99.5  | 99.2                      | 101.2                        | 150.9                          | 103.8       |

## 8-9 居民消费价格分类指数

## OVERALL RESIDENTS CONSUMER PRICE INDICES BY CATEGORY

(上年=100)

(preceding year=100)

| 年 份 地 区<br>Year Region | 总指数<br>Overall Index | 消费品<br>Consumer Goods | 服务项目<br>Services | 房 租<br>Housing Rent | 水电费<br>Water and Electricity | 交通费<br>Traffic | 邮电费<br>Post and Telecommunication Services | 医 疗<br>保健费<br>Health Care | 学 杂<br>保育费<br>Tuition and Child Care | 文娱费<br>Rec-<br>reational | 修理及其<br>他服务费<br>Repair and Other Services |
|------------------------|----------------------|-----------------------|------------------|---------------------|------------------------------|----------------|--|---------------------------|--------------------------------------|--------------------------|---|
| 1986                   | 106.5                | 106.5                 | 106.6            | 102.6               | 101.1                        | 105.2          | 100.1                                      | 106.8                     | 107.4                                | 113.0                    | 110.9                                     |
| 1987                   | 107.3                | 107.4                 | 106.6            | 103.0               | 102.3                        | 104.0          | 100.5                                      | 108.3                     | 108.2                                | 116.5                    | 107.7                                     |
| 1988                   | 118.8                | 119.0                 | 116.2            | 108.7               | 102.6                        | 104.8          | 102.6                                      | 116.9                     | 132.0                                | 131.5                    | 114.6                                     |
| 1989                   | 118.0                | 117.5                 | 123.9            | 106.8               | 105.8                        | 123.2          | 104.9                                      | 120.9                     | 146.5                                | 127.3                    | 119.0                                     |
| 1990                   | 103.1                | 101.6                 | 120.9            | 102.8               | 105.2                        | 145.6          | 160.0                                      | 112.7                     | 109.4                                | 114.5                    | 109.3                                     |
| 1991                   | 103.4                | 102.9                 | 108.7            | 105.6               | 109.6                        | 104.9          | 159.5                                      | 110.3                     | 106.6                                | 124.4                    | 106.4                                     |
| 1992                   | 106.4                | 105.6                 | 113.4            | 119.5               | 108.3                        | 109.2          | 100.9                                      | 112.1                     | 119.3                                | 125.0                    | 109.3                                     |
| 1993                   | 114.7                | 113.0                 | 127.9            | 123.2               | 116.6                        | 125.8          | 116.2                                      | 138.0                     | 137.1                                | 151.8                    | 115.8                                     |
| 北 京 Beijing            | 119.0                | 116.9                 | 133.8            | 150.0               | 114.8                        | 100.0          | 105.0                                      | 100.0                     | 139.5                                | 206.9                    | 150.5                                     |
| 天 津 Tianjin            | 117.6                | 114.3                 | 147.3            | 100.0               | 132.6                        | 113.1          | 128.4                                      | 141.0                     | 262.5                                | 145.6                    | 116.8                                     |
| 河 北 Hebei              | 113.8                | 110.6                 | 141.2            | 108.2               | 128.5                        | 122.1          | 114.4                                      | 156.4                     | 173.8                                | 148.0                    | 112.5                                     |
| 山 西 Shanxi             | 115.1                | 113.1                 | 131.6            | 141.8               | 128.0                        | 135.1          | 140.7                                      | 111.0                     | 136.9                                | 139.2                    | 135.4                                     |
| 内 蒙 古 Inner Mongolia   | 114.1                | 112.6                 | 127.3            | 128.0               | 130.6                        | 119.2          | 120.7                                      | 133.9                     | 131.5                                | 157.7                    | 115.3                                     |
| 辽 宁 Liaoning           | 115.2                | 113.6                 | 129.3            | 136.3               | 137.4                        | 126.5          | 110.3                                      | 134.7                     | 123.5                                | 143.3                    | 124.9                                     |
| 吉 林 Jilin              | 112.6                | 111.4                 | 124.5            | 136.1               | 130.8                        | 130.1          | 113.1                                      | 130.8                     | 110.1                                | 173.2                    | 124.2                                     |
| 黑 龙 江 Heilongjiang     | 114.8                | 113.0                 | 130.2            | 137.3               | 125.5                        | 113.7          | 121.4                                      | 155.6                     | 140.9                                | 141.5                    | 113.8                                     |
| 上 海 Shanghai           | 120.2                | 117.5                 | 138.3            | 100.0               | 132.5                        | 124.4          | 112.8                                      | 162.3                     | 254.6                                | 262.6                    | 112.9                                     |
| 江 苏 Jiangsu            | 118.2                | 115.9                 | 143.6            | 142.4               | 125.4                        | 125.8          | 115.6                                      | 204.6                     | 153.0                                | 178.9                    | 126.1                                     |
| 浙 江 Zhejiang           | 119.8                | 118.0                 | 134.5            | 177.3               | 119.9                        | 126.9          | 114.5                                      | 118.6                     | 147.8                                | 157.5                    | 121.1                                     |
| 安 徽 Anhui              | 114.7                | 112.9                 | 127.5            | 117.0               | 119.7                        | 130.8          | 109.1                                      | 104.4                     | 135.1                                | 145.1                    | 112.9                                     |
| 福 建 Fujian             | 115.4                | 113.8                 | 126.7            | 122.8               | 114.0                        | 137.1          | 114.3                                      | 111.4                     | 141.9                                | 139.8                    | 111.7                                     |
| 江 西 Jiangxi            | 114.6                | 111.5                 | 135.8            | 122.0               | 126.8                        | 134.1          | 106.2                                      | 120.7                     | 162.9                                | 129.2                    | 111.8                                     |
| 山 东 Shandong           | 112.7                | 110.3                 | 130.8            | 124.4               | 121.7                        | 129.7          | 105.7                                      | 150.5                     | 138.7                                | 139.8                    | 119.1                                     |
| 河 南 Henan              | 110.4                | 108.3                 | 128.5            | 119.8               | 118.2                        | 141.8          | 127.5                                      | 125.3                     | 137.2                                | 162.2                    | 113.8                                     |
| 湖 北 Hubei              | 118.4                | 114.7                 | 144.2            | 130.2               | 121.4                        | 135.7          | 123.5                                      | 113.4                     | 175.6                                | 158.3                    | 115.9                                     |
| 湖 南 Hunan              | 116.8                | 115.2                 | 130.0            | 112.8               | 120.9                        | 135.1          | 117.9                                      | 163.7                     | 130.6                                | 184.2                    | 112.1                                     |
| 广 东 Guangdong          | 121.6                | 119.8                 | 133.4            | 133.6               | 117.3                        | 159.5          | 113.2                                      | 140.8                     | 139.9                                | 142.0                    | 122.1                                     |
| 广 西 Guangxi            | 122.0                | 120.1                 | 135.9            | 126.9               | 132.3                        | 128.9          | 106.6                                      | 107.8                     | 151.3                                | 146.0                    | 114.6                                     |
| 海 南 Hainan             | 123.3                | 123.8                 | 119.7            | 107.7               | 120.4                        | 146.6          | 100.0                                      | 119.6                     | 111.6                                | 119.3                    | 112.1                                     |
| 四 川 Sichuan            | 116.8                | 113.7                 | 135.9            | 122.7               | 113.9                        | 148.5          | 121.7                                      | 143.6                     | 150.6                                | 145.5                    | 115.4                                     |
| 贵 州 Guizhou            | 116.0                | 115.0                 | 119.1            | 145.1               | 114.2                        | 126.4          | 106.4                                      | 113.5                     | 115.7                                | 158.7                    | 129.1                                     |
| 云 南 Yunnan             | 121.3                | 118.2                 | 148.0            | 120.7               | 108.6                        | 150.0          | 138.6                                      | 193.3                     | 157.4                                | 146.2                    | 129.4                                     |
| 西 藏 Tibet              |                      |                       |                  |                     |                              |                |  |                           |                                      |                          |   |
| 陕 西 Shaanxi            | 113.1                | 111.8                 | 123.4            | 114.8               | 117.2                        | 115.9          | 138.1                                      | 109.7                     | 135.4                                | 158.7                    | 115.8                                     |
| 甘 肃 Gansu              | 115.4                | 112.4                 | 141.0            | 199.4               | 108.6                        | 120.7          | 147.7                                      | 166.3                     | 165.0                                | 155.7                    | 119.9                                     |
| 青 海 Qinghai            | 113.2                | 112.2                 | 121.0            | 107.8               | 107.3                        | 129.3          | 115.4                                      | 154.2                     | 108.5                                | 163.8                    | 108.3                                     |
| 宁 夏 Ningxia            | 114.3                | 112.1                 | 131.8            | 142.5               | 102.6                        | 129.2          | 128.8                                      | 149.6                     | 146.3                                | 149.4                    | 119.2                                     |
| 新 疆 Xinjiang           | 113.0                | 112.7                 | 115.7            | 117.7               | 117.9                        | 114.5          | 110.4                                      | 127.1                     | 107.6                                | 132.5                    | 114.0                                     |

## 8-10 城镇居民消费价格分类指数

## OVERALL URBAN RESIDENTS CONSUMER PRICE INDEX BY CATEGORY

(上年=100)

(preceding year=100)

| 年 份 地 区<br>Year Region | 总指数<br>Overall Index | 消费品<br>Consumer Goods | 服务项目<br>Services | 房 租<br>Housing Rent | 水电费<br>Water and Electricity | 交通费<br>Traffic | 邮电费<br>Post and Telecommunication Services | 医 疗<br>保健费<br>Health Care | 学 杂<br>保育费<br>Tuition and Child Care | 文 娱 费<br>Rec-reations | 修理及其他<br>服务费<br>Repair and Other Services |
|------------------------|----------------------|-----------------------|------------------|---------------------|------------------------------|----------------|--|---------------------------|--------------------------------------|-----------------------|---|
| 1986                   | 107.0                | 107.0                 | 107.1            | 102.1               | 100.9                        | 105.0          | 100.1                                      | 110.5                     | 109.6                                | 113.5                 | 111.9                                     |
| 1987                   | 108.8                | 109.1                 | 106.0            | 102.2               | 102.0                        | 103.7          | 100.1                                      | 108.9                     | 107.9                                | 117.6                 | 108.0                                     |
| 1988                   | 120.7                | 121.3                 | 113.8            | 106.7               | 103.1                        | 105.0          | 102.4                                      | 115.3                     | 127.2                                | 129.2                 | 114.9                                     |
| 1989                   | 116.3                | 116.0                 | 119.5            | 104.6               | 106.2                        | 121.6          | 104.1                                      | 117.7                     | 138.3                                | 125.0                 | 118.2                                     |
| 1990                   | 101.3                | 100.2                 | 112.8            | 102.4               | 106.3                        | 142.2          | 147.8                                      | 112.5                     | 110.2                                | 115.6                 | 108.8                                     |
| 1991                   | 105.1                | 104.5                 | 110.8            | 106.6               | 113.2                        | 105.6          | 161.4                                      | 112.6                     | 108.0                                | 129.7                 | 108.6                                     |
| 1992                   | 108.6                | 107.7                 | 115.8            | 125.4               | 111.4                        | 109.0          | 101.1                                      | 115.8                     | 120.8                                | 127.6                 | 112.3                                     |
| 1993                   | 116.1                | 114.2                 | 130.8            | 126.8               | 123.1                        | 128.2          | 118.7                                      | 133.9                     | 140.3                                | 166.5                 | 119.6                                     |
| 北 京 Beijing            | 119.0                | 116.9                 | 133.8            | 150.0               | 114.8                        | 100.0          | 105.0                                      | 100.0                     | 139.5                                | 206.9                 | 150.5                                     |
| 天 津 Tianjin            | 117.6                | 114.3                 | 147.3            | 100.0               | 132.6                        | 113.1          | 128.4                                      | 141.0                     | 262.5                                | 145.6                 | 116.8                                     |
| 河 北 Hebei              | 115.5                | 111.7                 | 141.7            | 106.4               | 129.1                        | 118.0          | 112.1                                      | 167.1                     | 188.7                                | 161.4                 | 111.0                                     |
| 山 西 Shanxi             | 116.1                | 113.7                 | 132.8            | 142.1               | 131.0                        | 133.9          | 144.4                                      | 110.1                     | 129.1                                | 138.0                 | 137.7                                     |
| 内 蒙 古 Inner Mongolia   | 114.7                | 113.2                 | 128.6            | 128.8               | 133.1                        | 123.8          | 120.1                                      | 137.3                     | 133.4                                | 157.7                 | 115.6                                     |
| 辽 宁 Liaoning           | 116.7                | 114.4                 | 135.7            | 137.4               | 139.8                        | 131.0          | 114.5                                      | 144.9                     | 131.8                                | 146.0                 | 129.6                                     |
| 吉 林 Jilin              | 113.2                | 111.9                 | 125.9            | 136.3               | 133.7                        | 131.3          | 112.2                                      | 126.1                     | 111.6                                | 178.5                 | 126.2                                     |
| 黑 龙 江 Heilongjiang     | 115.2                | 113.5                 | 129.8            | 140.1               | 126.8                        | 109.3          | 120.6                                      | 156.4                     | 138.8                                | 144.2                 | 115.3                                     |
| 上 海 Shanghai           | 120.2                | 117.5                 | 138.3            | 100.0               | 132.5                        | 124.4          | 112.8                                      | 162.3                     | 254.6                                | 262.6                 | 112.9                                     |
| 江 苏 Jiangsu            | 118.7                | 116.6                 | 140.2            | 143.8               | 126.9                        | 124.1          | 115.4                                      | 209.8                     | 149.0                                | 183.6                 | 129.3                                     |
| 浙 江 Zhejiang           | 121.4                | 119.1                 | 141.4            | 190.1               | 124.7                        | 126.5          | 114.8                                      | 131.0                     | 145.4                                | 174.1                 | 127.3                                     |
| 安 徽 Anhui              | 114.4                | 112.1                 | 132.1            | 117.9               | 123.0                        | 126.1          | 106.8                                      | 107.6                     | 150.7                                | 160.5                 | 115.6                                     |
| 福 建 Fujian             | 116.8                | 115.7                 | 125.1            | 123.6               | 117.8                        | 132.1          | 117.1                                      | 114.2                     | 134.9                                | 165.7                 | 115.6                                     |
| 江 西 Jiangxi            | 115.8                | 112.6                 | 142.3            | 122.6               | 124.1                        | 130.0          | 106.6                                      | 128.3                     | 182.0                                | 133.9                 | 114.8                                     |
| 山 东 Shandong           | 114.6                | 112.3                 | 135.4            | 139.0               | 129.6                        | 125.2          | 104.5                                      | 165.7                     | 143.9                                | 146.1                 | 127.3                                     |
| 河 南 Henan              | 110.6                | 108.5                 | 129.4            | 119.5               | 115.1                        | 138.5          | 129.0                                      | 130.3                     | 142.2                                | 162.8                 | 115.6                                     |
| 湖 北 Hubei              | 118.8                | 116.2                 | 138.8            | 132.7               | 119.9                        | 126.8          | 127.2                                      | 103.1                     | 173.3                                | 168.7                 | 120.9                                     |
| 湖 南 Hunan              | 117.4                | 115.7                 | 129.9            | 115.2               | 121.1                        | 136.7          | 122.5                                      | 162.9                     | 129.8                                | 182.4                 | 114.2                                     |
| 广 东 Guangdong          | 122.0                | 120.9                 | 129.2            | 139.2               | 116.6                        | 145.7          | 113.8                                      | 135.4                     | 133.6                                | 144.6                 | 122.9                                     |
| 广 西 Guangxi            | 123.3                | 121.9                 | 131.5            | 130.1               | 135.8                        | 131.8          | 107.5                                      | 108.8                     | 139.3                                | 162.4                 | 119.3                                     |
| 海 南 Hainan             | 123.7                | 124.2                 | 119.7            | 107.4               | 120.6                        | 146.4          | 100.0                                      | 115.2                     | 111.9                                | 118.4                 | 112.3                                     |
| 四 川 Sichuan            | 116.9                | 114.7                 | 131.2            | 122.7               | 114.8                        | 147.4          | 121.5                                      | 139.2                     | 146.8                                | 148.1                 | 118.9                                     |
| 贵 州 Guizhou            | 115.8                | 113.6                 | 129.5            | 157.0               | 113.1                        | 129.6          | 104.8                                      | 106.4                     | 130.5                                | 160.1                 | 130.6                                     |
| 云 南 Yunnan             | 118.8                | 116.3                 | 137.9            | 122.8               | 111.2                        | 143.2          | 141.2                                      | 178.2                     | 150.0                                | 161.7                 | 130.3                                     |
| 西 藏 Tibet              |                      |                       |                  |                     |                              |                |  |                           |                                      |                       |   |
| 陕 西 Shaanxi            | 114.0                | 110.6                 | 139.3            | 114.4               | 117.1                        | 115.0          | 153.2                                      | 108.2                     | 193.0                                | 187.1                 | 119.2                                     |
| 甘 肃 Gansu              | 115.2                | 112.3                 | 137.1            | 218.3               | 112.0                        | 118.5          | 140.7                                      | 160.7                     | 140.0                                | 163.6                 | 122.8                                     |
| 青 海 Qinghai            | 114.0                | 112.9                 | 122.0            | 106.3               | 106.2                        | 130.4          | 115.2                                      | 162.0                     | 108.9                                | 168.5                 | 108.5                                     |
| 宁 夏 Ningxia            | 115.2                | 112.4                 | 139.2            | 142.2               | 107.0                        | 132.5          | 128.0                                      | 175.6                     | 162.4                                | 144.3                 | 122.6                                     |
| 新 疆 Xinjiang           | 113.6                | 113.4                 | 114.8            | 112.4               | 117.2                        | 110.7          | 110.5                                      | 127.8                     | 108.2                                | 132.4                 | 116.8                                     |

8-11 农村居民消费价格分类指数  
OVERALL FARMERS CONSUMER PRICE INDEX BY CATEGORY

(上年=100)

(preceding year=100)

| 年份地区               | 总指数           | 消费品            | 服务项目     | 房租           | 水电费                   | 交通费     | 邮电费                                 | 医疗保健费       | 学杂费                    | 文娱费          | 修理及其他服务费                  |
|--------------------|---------------|----------------|----------|--------------|-----------------------|---------|-------------------------------------|-------------|------------------------|--------------|---------------------------|
| Year Region        | Overall Index | Consumer Goods | Services | Housing Rent | Water and Electricity | Traffic | Post and Telecommunication Services | Health Care | Tuition and Child Care | Recreational | Repair and Other Services |
| 1986               | 106.1         | 106.1          | 106.2    | 104.1        | 101.4                 | 105.3   | 100.1                               | 105.9       | 106.4                  | 112.7        | 109.4                     |
| 1987               | 106.2         | 106.1          | 107.2    | 105.2        | 102.7                 | 104.3   | 100.8                               | 108.2       | 108.4                  | 115.7        | 107.4                     |
| 1988               | 117.5         | 117.4          | 118.2    | 113.6        | 102.1                 | 104.5   | 102.7                               | 117.2       | 135.1                  | 133.4        | 114.6                     |
| 1989               | 119.3         | 118.6          | 127.7    | 112.5        | 105.4                 | 124.4   | 105.2                               | 121.6       | 151.9                  | 129.1        | 120.3                     |
| 1990               | 104.5         | 102.7          | 129.2    | 103.2        | 101.8                 | 150.9   | 160.6                               | 112.8       | 108.4                  | 109.8        | 110.1                     |
| 1991               | 102.3         | 101.7          | 107.3    | 103.5        | 106.3                 | 104.4   | 158.1                               | 109.8       | 105.9                  | 119.6        | 104.2                     |
| 1992               | 104.7         | 104.0          | 111.6    | 105.7        | 105.2                 | 109.3   | 100.8                               | 111.1       | 118.3                  | 121.7        | 106.3                     |
| 1993               | 113.7         | 112.1          | 125.7    | 114.7        | 111.4                 | 124.3   | 114.8                               | 139.1       | 135.1                  | 132.8        | 112.0                     |
| 北京 Beijing         |               |                |          |              |                       |         |                                     |             |                        |              |                           |
| 天津 Tianjin         |               |                |          |              |                       |         |                                     |             |                        |              |                           |
| 河北 Hebei           | 111.9         | 109.4          | 138.4    | 118.4        | 126.5                 | 125.9   | 116.7                               | 155.6       | 160.3                  | 138.7        | 113.3                     |
| 山西 Shanxi          | 112.7         | 111.4          | 128.8    | 137.9        | 117.0                 | 135.2   | 129.9                               | 111.6       | 142.6                  | 142.5        | 120.2                     |
| 内蒙古 Inner Mongolia | 112.5         | 110.6          | 124.8    | 117.7        | 121.9                 | 111.2   | 122.0                               | 132.0       | 130.0                  | 157.7        | 112.4                     |
| 辽宁 Liaoning        | 110.9         | 110.0          | 119.8    | 113.0        | 120.2                 | 113.4   | 109.7                               | 126.6       | 123.5                  | 134.6        | 114.3                     |
| 吉林 Jilin           | 108.8         | 108.3          | 116.3    | 103.1        | 112.4                 | 126.6   | 119.2                               | 137.0       | 106.7                  | 127.7        | 104.2                     |
| 黑龙江 Heilongjiang   | 113.7         | 112.3          | 128.6    | 114.0        | 122.2                 | 123.3   | 127.3                               | 153.1       | 130.5                  | 130.9        | 108.3                     |
| 上海 Shanghai        |               |                |          |              |                       |         |                                     |             |                        |              |                           |
| 江苏 Jiangsu         | 117.3         | 114.7          | 150.8    | 120.2        | 120.3                 | 127.7   | 115.7                               | 203.2       | 158.8                  | 151.2        | 116.9                     |
| 浙江 Zhejiang        | 117.4         | 116.0          | 128.4    | 115.2        | 117.1                 | 127.2   | 114.4                               | 116.3       | 151.3                  | 148.3        | 116.9                     |
| 安徽 Anhui           | 115.4         | 114.3          | 123.2    | 113.2        | 114.9                 | 132.1   | 112.1                               | 104.2       | 133.9                  | 135.8        | 111.1                     |
| 福建 Fujian          | 114.2         | 112.0          | 128.8    | 120.4        | 111.8                 | 139.3   | 113.0                               | 111.1       | 145.2                  | 132.0        | 108.7                     |
| 江西 Jiangxi         | 112.5         | 109.8          | 136.7    | 112.0        | 130.3                 | 140.4   | 105.8                               | 119.0       | 165.1                  | 125.3        | 107.1                     |
| 山东 Shandong        | 110.7         | 108.3          | 126.4    | 110.3        | 114.1                 | 134.0   | 106.9                               | 135.8       | 133.8                  | 133.7        | 111.3                     |
| 河南 Henan           | 110.3         | 108.1          | 128.1    | 120.1        | 118.5                 | 146.5   | 124.8                               | 124.0       | 136.4                  | 158.8        | 112.4                     |
| 湖北 Hubei           | 117.6         | 113.9          | 152.1    | 108.4        | 122.7                 | 151.4   | 120.6                               | 114.4       | 178.0                  | 145.3        | 112.1                     |
| 湖南 Hunan           | 116.4         | 114.6          | 132.0    | 106.1        | 118.1                 | 134.8   | 111.5                               | 163.9       | 130.4                  | 188.4        | 110.9                     |
| 广东 Guangdong       | 120.6         | 117.9          | 138.4    | 112.8        | 118.1                 | 177.1   | 116.3                               | 141.5       | 144.1                  | 134.7        | 118.4                     |
| 广西 Guangxi         | 119.1         | 116.5          | 136.7    | 116.9        | 129.4                 | 130.7   | 104.4                               | 107.8       | 152.8                  | 123.7        | 109.7                     |
| 海南 Hainan          | 116.5         | 116.2          | 119.2    | 121.2        | 120.0                 | 150.7   | 100.0                               | 127.7       | 107.9                  | 125.1        | 105.2                     |
| 四川 Sichuan         | 116.7         | 113.3          | 139.7    | 122.8        | 111.9                 | 148.7   | 124.4                               | 148.3       | 153.3                  | 142.2        | 108.0                     |
| 贵州 Guizhou         | 116.2         | 117.0          | 109.8    | 120.2        | 114.3                 | 122.0   | 107.2                               | 114.7       | 100.9                  | 145.0        | 128.0                     |
| 云南 Yunnan          | 123.3         | 119.7          | 156.8    | 113.4        | 104.3                 | 158.8   | 135.4                               | 196.6       | 163.0                  | 120.3        | 128.7                     |
| 西藏 Tibet           |               |                |          |              |                       |         |                                     |             |                        |              |                           |
| 陕西 Shaanxi         | 113.0         | 112.5          | 121.0    | 118.3        | 117.3                 | 123.4   | 112.0                               | 111.0       | 131.7                  | 142.2        | 111.3                     |
| 甘肃 Gansu           | 115.8         | 112.6          | 141.6    | 134.6        | 106.1                 | 124.7   | 144.3                               | 167.7       | 175.8                  | 150.9        | 115.9                     |
| 青海 Qinghai         | 110.5         | 109.6          | 120.5    | 116.0        | 108.0                 | 126.0   | 117.2                               | 144.7       | 103.4                  | 138.3        | 106.4                     |
| 宁夏 Ningxia         | 113.8         | 111.9          | 126.7    | 143.2        | 97.8                  | 126.8   | 131.9                               | 163.0       | 129.5                  | 155.4        | 114.8                     |
| 新疆 Xinjiang        | 110.8         | 110.1          | 117.6    | 139.2        | 119.7                 | 116.9   | 110.4                               | 125.8       | 104.5                  | 133.1        | 106.9                     |

## 8-12 各地区固定资产投资价格指数

## PRICE INDICES OF INVESTMENT IN FIXED ASSETS BY REGION

(上年=100)

(preceding year=100)

| 地 区<br>Region        | 1992   |  |  |                     | 1993   |  |  |                     |
|----------------------|--|--|--|---------------------|--|--|--|---------------------|
|                      | 固定资产<br>投资<br>Investment<br>in fixed<br>Assets | 建筑安装<br>工 程<br>Construction<br>and<br>Insta-<br>lltion | 设 备<br>工、器具<br>Purchase of<br>Equipment,<br>Tools and<br>Instruments | 其 他<br>费 用<br>Other | 固定资产<br>投资<br>Investment<br>in fixed<br>Assets | 建筑安装<br>工 程<br>Construction<br>and<br>Insta-<br>lltion | 设 备<br>工、器具<br>Purchase of<br>Equipment,<br>Tools and<br>Instruments | 其 他<br>费 用<br>Other |
| 全 国 National         | 115.3  | 116.8  | 109.4  | 120.9               | 126.6  | 131.3  | 119.7  | 123.4               |
| 北 京 Beijing          | 112.2  | 114.3  | 106.9  | 110.0               | 126.6  | 131.1  | 115.0  | 122.0               |
| 天 津 Tianjin          | 119.4  | 120.7  | 106.3  | 152.9               | 122.9  | 123.3  | 118.3  | 130.8               |
| 河 北 Hebei            | 129.3  | 131.2  | 122.0  | 148.3               | 124.8  | 133.0  | 121.0  | 86.0                |
| 山 西 Shanxi           | 116.8  | 117.4  | 107.5  | 125.0               | 124.8  | 127.7  | 119.0  | 121.8               |
| 内 蒙 古 Inner Mongolia | 109.3  | 111.2  | 105.9  | 104.4               | 124.5  | 128.7  | 108.8  | 130.8               |
| 辽 宁 Liaoning         | 120.9  | 130.1  | 111.2  | 100.0               | 136.4  | 145.6  | 118.8  | 131.3               |
| 吉 林 Jilin            | 116.4  | 119.4  | 110.1  | 114.0               | 128.8  | 141.7  | 116.2  | 116.7               |
| 黑 龙 江 Heilongjiang   | 113.5  | 113.8  | 109.3  | 125.8               | 127.9  | 132.9  | 116.8  | 114.8               |
| 上 海 Shanghai         | 112.9  | 113.3  | 109.7  | 122.8               | 131.4  | 134.2  | 131.4  | 125.0               |
| 江 苏 Jiangsu          | 112.1  | 113.3  | 117.1  | 91.5                | 138.8  | 151.4  | 114.0  | 112.3               |
| 浙 江 Zhejiang         |  |  |  |                     | 138.8  | 149.8  | 123.2  | 116.0               |
| 安 徽 Anhui            | 119.8  | 118.9  | 113.0  | 153.2               | 123.0  | 124.4  | 119.6  | 122.2               |
| 福 建 Fujian           | 114.9  | 115.7  | 114.4  | 112.2               | 134.1  | 140.1  | 117.3  | 125.3               |
| 江 西 Jiangxi          | 110.1  | 110.8  | 112.9  | 96.4                | 129.8  | 131.9  | 126.6  | 128.1               |
| 山 东 Shandong         | 119.4  | 123.8  | 114.9  | 106.2               | 122.1  | 124.6  | 118.8  | 113.5               |
| 河 南 Henan            | 119.8  | 122.5  | 115.0  | 112.0               | 126.7  | 128.8  | 121.4  | 125.0               |
| 湖 北 Hubei            | 117.0  | 117.9  | 116.7  | 111.2               | 127.4  | 130.5  | 119.2  | 130.2               |
| 湖 南 Hunan            | 116.4  | 119.9  | 109.7  | 108.4               | 129.5  | 132.7  | 120.0  | 126.7               |
| 广 东 Guangdong        | 124.6  | 124.1  | 123.1  | 132.0               |  |  |  |                     |
| 广 西 Guangxi          | 117.9  | 116.8  | 119.5  | 123.5               | 131.2  | 131.5  | 132.9  | 124.7               |
| 海 南 Hainan           |  |  |  |                     |  |  |  |                     |
| 四 川 Sichuan          | 113.9  | 113.7  | 114.9  | 113.4               | 133.2  | 138.6  | 117.5  | 122.2               |
| 贵 州 Guizhou          | 120.2  | 123.4  | 114.2  | 117.4               | 126.9  | 133.1  | 120.0  | 111.9               |
| 云 南 Yunnan           | 117.6  | 117.8  | 118.8  | 115.2               | 135.4  | 136.4  | 123.2  | 155.0               |
| 西 藏 Tibet            |  |  |  |                     |  |  |  |                     |
| 陕 西 Shaanxi          | 119.1  | 119.3  | 121.0  | 113.2               | 129.5  | 131.8  | 128.4  | 122.5               |
| 甘 肃 Gansu            | 117.4  | 118.8  | 110.0  | 129.4               | 126.2  | 127.5  | 124.2  | 120.2               |
| 青 海 Qinghai          | 115.1  | 114.5  | 111.2  | 124.8               | 125.9  | 129.6  | 120.2  | 112.5               |
| 宁 夏 Ningxia          | 117.3  | 119.9  | 114.6  | 109.4               | 123.0  | 128.5  | 115.1  | 113.4               |
| 新 疆 Xinjiang         | 116.9  | 118.6  | 109.8  | 121.0               | 126.5  | 132.0  | 123.6  | 70.6                |

### 8-13 农副产品收购价格分类指数

(上年=100)

| 年 份<br>Year | 总指数<br>Overall Index | 粮食类<br>Grain |             |             |                |                 | 经济作物类<br>Industrial Crops                                    |               |       |       |
|-------------|----------------------|--------------|-------------|-------------|----------------|-----------------|--|---------------|-------|-------|
|             |                      | 小麦<br>Wheat  | 稻 谷<br>Rice | 玉 米<br>Corn | 高 粱<br>Sorghum | 黄 豆<br>Soybeans | 食用植物油<br>及 油 料<br>Edible Vegetable Oil and Oil Bearing Crops | 棉 花<br>Cotton |       |       |
| 1978        | 103.9                | 100.7        | 100.0       | 100.0       | 100.0          | 100.0           | 124.7  | 107.4         | 104.3 | 112.0 |
| 1979        | 122.1                | 130.5        | 131.1       | 130.2       | 130.0          | 127.9           | 124.0  | 123.4         | 132.7 | 125.3 |
| 1980        | 107.1                | 107.9        | 107.8       | 107.8       | 107.8          | 107.8           | 110.5  | 110.9         | 105.5 | 116.2 |
| 1981        | 105.9                | 109.7        | 105.2       | 105.2       | 105.2          | 105.2           | 157.8  | 106.9         | 104.9 | 104.8 |
| 1982        | 102.2                | 103.8        | 103.8       | 100.8       | 103.8          | 103.8           | 103.9  | 101.6         | 101.5 | 101.5 |
| 1983        | 104.4                | 110.3        | 110.2       | 110.2       | 110.2          | 110.2           | 110.2  | 100.3         | 100.6 | 100.2 |
| 1984        | 104.0                | 112.0        | 100.6       | 100.0       | 100.0          | 100.0           | 100.0  | 101.3         | 101.2 | 101.1 |
| 1985        | 108.6                | 101.8        | 100.1       | 102.0       | 101.9          | 104.8           | 102.8  | 101.5         | 104.3 | 97.7  |
| 1986        | 106.4                | 109.9        | 104.3       | 106.3       | 115.5          | 128.6           | 120.2  | 103.6         | 104.6 | 99.5  |
| 1987        | 112.0                | 108.0        | 103.4       | 113.2       | 104.1          | 123.4           | 103.4  | 103.3         | 106.0 | 104.7 |
| 1988        | 123.0                | 114.6        | 115.2       | 119.8       | 104.7          | 100.4           | 109.1  | 111.3         | 119.7 | 108.6 |
| 1989        | 115.0                | 126.9        | 121.9       | 130.7       | 131.8          | 120.7           | 122.8  | 116.7         | 119.8 | 122.7 |
| 1990        | 97.4                 | 93.2         | 92.0        | 92.6        | 97.6           | 97.6            | 98.4   | 111.9         | 101.1 | 129.1 |
| 1991        | 98.0                 | 93.8         | 94.2        | 95.9        | 88.2           | 94.1            | 99.8   | 101.6         | 97.9  | 102.1 |
| 1992        | 103.4                | 105.3        | 110.1       | 97.4        | 108.2          | 106.9           | 119.5  | 96.5          | 95.8  | 95.0  |
| 1993        | 113.4                | 116.7        | 105.4       | 124.6       | 119.2          | 119.1           | 122.7  | 112.6         | 120.7 | 111.5 |

续表 1 continued

(preceding year=100)

(上年=100)

| 年 份<br>Year | 皮 张<br>Hides and Skins | 鬃 毛<br>Bristles | 蚕茧蚕丝类                           | 干鲜果类                         | 干鲜菜及<br>调味品类                                   | # 鲜 菜               | 药 材 类        | 土副产品类              | 水产品类                |
|-------------|------------------------|-----------------|---------------------------------|------------------------------|--|---------------------|--------------|--------------------|---------------------|
|             |                        |                 | Silkworm<br>Cocoons<br>and Silk | Dried and<br>Fresh<br>Fruits | Dried and<br>Fresh<br>Vegetables<br>Condiments | Fresh<br>Vegetables | Raw<br>Drugs | Native<br>Products | Aquatic<br>Products |
| 1978        | 101.5                  | 102.0           | 100.1                           | 110.4                        | 103.0  | 100.3               | 102.7        | 105.4              | 102.5               |
| 1979        | 111.7                  | 108.5           | 122.0                           | 102.8                        | 109.8  | 112.2               | 102.1        | 103.9              | 118.2               |
| 1980        | 112.7                  | 104.7           | 101.8                           | 106.5                        | 108.5  | 107.3               | 102.7        | 105.2              | 101.8               |
| 1981        | 104.5                  | 102.7           | 100.0                           | 101.7                        | 104.8  | 107.2               | 101.2        | 101.0              | 100.6               |
| 1982        | 99.6                   | 99.8            | 100.6                           | 102.7                        | 100.0  | 99.3                | 102.1        | 101.3              | 101.0               |
| 1983        | 97.1                   | 97.6            | 101.2                           | 108.9                        | 106.8  | 103.6               | 106.6        | 103.2              | 103.2               |
| 1984        | 108.0                  | 116.4           | 100.0                           | 121.0                        | 99.9   | 98.7                | 106.3        | 101.7              | 109.8               |
| 1985        | 139.4                  | 169.0           | 105.5                           | 124.7                        | 122.2  | 150.4               | 122.7        | 108.1              | 151.3               |
| 1986        | 117.0                  | 82.1            | 107.4                           | 108.0                        | 104.8  | 101.2               | 77.9         | 112.9              | 110.4               |
| 1987        | 112.6                  | 113.4           | 124.0                           | 109.2                        | 119.5  | 126.2               | 111.8        | 115.5              | 122.8               |
| 1988        | 122.5                  | 134.6           | 187.8                           | 139.6                        | 122.2  | 130.9               | 162.1        | 119.1              | 134.3               |
| 1989        | 101.9                  | 109.9           | 106.7                           | 90.2                         | 101.3  | 117.3               | 70.7         | 142.5              | 99.8                |
| 1990        | 80.9                   | 74.9            | 96.7                            | 97.5                         | 94.1   | 96.3                | 95.5         | 02.4               | 98.8                |
| 1991        | 108.7                  | 97.4            | 99.7                            | 106.8                        | 112.4  | 107.8               | 115.9        | 105.5              | 104.7               |
| 1992        | 117.6                  | 102.8           | 95.7                            | 92.8                         | 117.3  | 111.4               | 114.8        | 109.9              | 108.1               |
| 1993        | 119.1                  | 112.0           | 104.7                           | 100.5                        | 113.7  | 122.9               | 96.8         | 112.1              | 122.1               |

OVERALL FARM AND SIDELINE PRODUCTS PURCHASING PRICE  
INDICES BY CATEGORY OF COMMODITIES

(preceding year=100)

| 麻<br>Jute and<br>Ambar<br>Heap | 烟 叶<br>Tobacco | 糖 料<br>Sugarcane<br>and<br>Beetroots | 茶 叶<br>Tea | 竹木材类                    | 工业用<br>油漆类                                  | 禽畜产品类   | 肉 畜                                |                          | 禽 蛋             |                        |
|--------------------------------|----------------|--------------------------------------|------------|-------------------------|---|---|------------------------------------|--------------------------|-----------------|------------------------|
|                                |                |                                      |            | Bamboo<br>and<br>Timber | Oil and<br>Lacquer For<br>Industrial<br>Use | Livestock<br>Products,<br>Poultry<br>and Eggs | Livestock<br>For Slaugh-<br>tering | #肥 猪<br>Fattened<br>Hogs | Poultry<br>Eggs | 鸡 蛋<br>Chicken<br>Eggs |
| 104.4                          | 102.6          | 102.4                                | 104.6      | 101.0                   | 110.1                                       | 100.5   | 100.3                              | 100.3                    | 101.7           | 100.8                  |
| 112.3                          | 107.4          | 130.8                                | 118.3      | 115.0                   | 105.6                                       | 122.6   | 124.2                              | 124.4                    | 120.3           | 123.2                  |
| 112.1                          | 109.9          | 108.0                                | 105.4      | 115.8                   | 112.1                                       | 103.4   | 102.7                              | 102.4                    | 100.4           | 101.0                  |
| 104.5                          | 122.5          | 109.1                                | 106.6      | 127.0                   | 99.6  | 101.1   | 100.3                              | 100.2                    | 106.7           | 106.9                  |
| 101.0                          | 101.3          | 102.6                                | 101.9      | 105.9                   | 100.7                                       | 100.3   | 100.3                              | 100.1                    | 101.6           | 100.5                  |
| 98.4                           | 100.5          | 100.2                                | 99.7       | 100.2                   | 100.1                                       | 100.5   | 99.9                               | 99.7                     | 107.3           | 99.8                   |
| 103.5                          | 100.2          | 103.6                                | 100.1      | 103.2                   | 101.0                                       | 104.1   | 103.0                              | 102.1                    | 103.7           | 101.6                  |
| 109.5                          | 102.4          | 102.1                                | 113.5      | 155.5                   | 101.6                                       | 124.1   | 122.6                              | 121.1                    | 115.1           | 115.8                  |
| 117.8                          | 100.2          | 104.8                                | 114.3      | 114.9                   | 99.8  | 103.0   | 104.5                              | 104.4                    | 112.1           | 110.7                  |
| 74.1                           | 105.9          | 110.3                                | 112.6      | 120.3                   | 103.9                                       | 117.9   | 119.0                              | 118.6                    | 123.7           | 126.6                  |
| 77.3                           | 107.1          | 116.1                                | 130.7      | 136.7                   | 126.9                                       | 140.2   | 149.1                              | 150.6                    | 118.7           | 116.5                  |
| 115.1                          | 95.5           | 135.1                                | 92.6       | 105.2                   | 107.0                                       | 110.2   | 109.6                              | 110.5                    | 115.6           | 112.4                  |
| 100.2                          | 114.9          | 107.2                                | 96.1       | 84.5                    | 91.1  | 92.3  | 93.1                               | 92.9                     | 99.9            | 102.9                  |
| 101.7                          | 100.7          | 104.5                                | 112.7      | 102.4                   | 109.5                                       | 97.4  | 97.4                               | 96.6                     | 93.6            | 94.2                   |
| 110.5                          | 101.6          | 90.8                                 | 111.2      | 107.3                   | 112.6                                       | 106.3   | 107.3                              | 106.3                    | 100.1           | 98.8                   |
| 101.9                          | 109.8          | 100.0                                | 117.3      | 111.1                   | 83.9  | 114.2   | 114.7                              | 114.5                    | 113.3           | 110.4                  |

8-14 农副产品收购价格分类指数

OVERALL FARM AND SIDELINE PRODUCTS PURCHASING PRICE  
INDICES BY CATEGORY OF COMMODITIES

(1978年=100)

(1978=100)

| 年 份<br>Year | 总指数<br>Overall<br>Index | 粮食类<br>Grain |             |             |                |                 |   | 经济作物类<br>Industrial<br>Crops |       |       |
|-------------|-------------------------|--------------|-------------|-------------|----------------|-----------------|---|------------------------------|-------|-------|
|             |                         | 小 麦<br>Wheat | 稻 谷<br>Rice | 玉 米<br>Corn | 高 粱<br>Sorghum | 黄 豆<br>Soybeans | 食用植物油<br>及油料<br>Edible Vege-<br>table Oil and<br>Oil Bearing<br>Crops | 棉 花<br>Cotton                |       |       |
| 1978        | 100.0                   | 100.0        | 100.0       | 100.0       | 100.0          | 100.0           | 100.0   | 100.0                        | 100.0 | 100.0 |
| 1979        | 122.1                   | 130.5        | 131.1       | 130.2       | 130.0          | 127.9           | 124.0   | 123.4                        | 132.7 | 125.3 |
| 1980        | 130.8                   | 140.8        | 141.3       | 140.4       | 140.1          | 137.9           | 137.0   | 136.9                        | 140.0 | 145.6 |
| 1981        | 138.5                   | 154.5        | 148.7       | 147.7       | 147.4          | 145.0           | 216.2   | 146.3                        | 146.9 | 152.6 |
| 1982        | 141.5                   | 160.3        | 154.3       | 148.8       | 153.0          | 150.6           | 224.7   | 148.6                        | 149.1 | 154.9 |
| 1983        | 147.8                   | 176.9        | 170.1       | 164.0       | 168.6          | 165.9           | 247.6   | 149.1                        | 150.0 | 155.2 |
| 1984        | 153.7                   | 198.1        | 171.1       | 164.0       | 168.6          | 165.9           | 247.6   | 151.0                        | 151.8 | 156.9 |
| 1985        | 166.9                   | 201.6        | 171.3       | 167.3       | 171.8          | 173.9           | 254.5   | 153.3                        | 158.3 | 153.3 |
| 1986        | 177.6                   | 221.6        | 178.6       | 177.8       | 198.5          | 223.6           | 305.9   | 158.8                        | 165.6 | 152.5 |
| 1987        | 198.9                   | 239.3        | 184.7       | 201.3       | 206.6          | 275.9           | 316.3   | 164.0                        | 175.5 | 159.7 |
| 1988        | 244.6                   | 274.3        | 212.8       | 241.2       | 216.3          | 277.0           | 345.1   | 182.6                        | 210.1 | 173.4 |
| 1989        | 281.3                   | 348.1        | 259.4       | 315.2       | 285.1          | 334.4           | 423.8   | 213.1                        | 251.7 | 212.8 |
| 1990        | 274.0                   | 324.4        | 238.6       | 291.9       | 278.3          | 326.4           | 417.0   | 238.4                        | 254.4 | 274.7 |
| 1991        | 268.5                   | 304.3        | 224.8       | 279.9       | 245.4          | 307.1           | 416.2   | 242.2                        | 249.1 | 280.5 |
| 1992        | 277.6                   | 320.4        | 247.5       | 272.6       | 265.6          | 328.3           | 497.3   | 233.8                        | 238.6 | 266.5 |
| 1993        | 314.8                   | 373.9        | 260.8       | 339.7       | 316.6          | 391.0           | 610.2   | 263.2                        | 288.0 | 297.1 |



续表 1 continued

(1978年=100)

| 年 份<br>Year | 麻                           | 烟 叶     | 糖 料                           | 茶 叶   | 竹木材类                    | 工 业 用<br>油 漆 类                              | 禽 畜 产 品 类                                     | 肉 畜                                   | #肥 猪             | 禽 蛋             |
|-------------|-----------------------------|---------|-------------------------------|-------|-------------------------|---|---|---------------------------------------|------------------|-----------------|
|             | Jute and<br>Ambrary<br>Hemp | Tobacco | Sugarcane<br>and<br>Beetroots | Tea   | Bamboo<br>and<br>Timber | Oil and<br>Lacquer For<br>Industrial<br>Use | Livestock<br>Products,<br>Poultry<br>and Eggs | Livestock<br>For<br>Slaugh-<br>tering | Fattened<br>Hogs | Poultry<br>Eggs |
| 1978        | 100.0                       | 100.0   | 100.0                         | 100.0 | 100.0                   | 100.0                                       | 100.0   | 100.0                                 | 100.0            | 100.0           |
| 1979        | 112.3                       | 107.4   | 130.8                         | 118.3 | 115.0                   | 105.6                                       | 122.6   | 124.2                                 | 124.4            | 120.3           |
| 1980        | 125.9                       | 118.0   | 141.3                         | 124.7 | 133.2                   | 118.4                                       | 126.8   | 127.6                                 | 127.4            | 120.8           |
| 1981        | 131.6                       | 144.6   | 154.1                         | 132.9 | 169.1                   | 117.9                                       | 128.2   | 127.9                                 | 127.6            | 128.9           |
| 1982        | 132.9                       | 146.5   | 158.1                         | 135.4 | 179.1                   | 118.7                                       | 128.5   | 128.3                                 | 127.8            | 130.9           |
| 1983        | 130.7                       | 147.2   | 158.4                         | 135.0 | 179.5                   | 118.8                                       | 129.2   | 128.2                                 | 127.4            | 140.5           |
| 1984        | 135.3                       | 147.5   | 164.1                         | 135.2 | 185.2                   | 120.0                                       | 134.5   | 132.0                                 | 130.1            | 145.7           |
| 1985        | 148.2                       | 151.0   | 167.6                         | 153.4 | 288.0                   | 122.0                                       | 166.9   | 161.9                                 | 157.5            | 167.7           |
| 1986        | 174.5                       | 151.3   | 175.6                         | 175.4 | 330.9                   | 121.7                                       | 171.9   | 169.2                                 | 164.4            | 188.0           |
| 1987        | 129.3                       | 160.3   | 193.7                         | 197.5 | 398.1                   | 126.5                                       | 202.7   | 201.3                                 | 195.0            | 232.5           |
| 1988        | 100.0                       | 171.6   | 224.9                         | 258.1 | 544.2                   | 160.5                                       | 284.2   | 300.1                                 | 293.7            | 276.0           |
| 1989        | 115.1                       | 163.9   | 303.9                         | 239.0 | 572.5                   | 171.7                                       | 313.1   | 329.0                                 | 324.5            | 319.1           |
| 1990        | 115.3                       | 188.3   | 325.7                         | 229.7 | 483.7                   | 156.4                                       | 289.0   | 306.3                                 | 301.5            | 318.8           |
| 1991        | 117.3                       | 189.7   | 340.4                         | 258.8 | 495.3                   | 171.3                                       | 281.5   | 298.3                                 | 291.2            | 298.4           |
| 1992        | 129.6                       | 192.7   | 309.1                         | 287.8 | 531.5                   | 192.9                                       | 299.2   | 320.1                                 | 309.6            | 298.7           |
| 1993        | 132.0                       | 211.6   | 309.1                         | 337.6 | 590.5                   | 161.8                                       | 341.7   | 367.1                                 | 354.5            | 338.4           |

## 8-15 分行业工业品出厂价格指数

(上年=100)

| 年 份<br>Year | 总 指 数<br>Overall<br>Index | 冶 金 工 业<br>Metallurgical<br>Industry | 电 力 工 业<br>Power<br>Industry | 煤 炭 工 业<br>Coal<br>Industry | 石 油 工 业<br>Petroleum<br>Industry | 化 学 工 业<br>Chemical<br>Industry | 机 械 工 业<br>Machine Building<br>Industry |
|-------------|---------------------------|--------------------------------------|------------------------------|-----------------------------|----------------------------------|---------------------------------|---|
| 1979        | 101.5                     | 101.6                                | 101.7                        | 113.4                       | 100.6                            | 99.6                            | 99.9                                    |
| 1980        | 100.5                     | 103.2                                | 98.4                         | 106.4                       | 102.1                            | 98.2                            | 97.5                                    |
| 1981        | 100.2                     | 101.8                                | 101.6                        | 102.6                       | 99.3                             | 97.2                            | 98.6                                    |
| 1982        | 99.8                      | 101.0                                | 98.9                         | 101.9                       | 100.5                            | 99.6                            | 99.3                                    |
| 1983        | 99.9                      | 101.3                                | 105.6                        | 101.5                       | 106.3                            | 101.0                           | 99.3                                    |
| 1984        | 101.4                     | 103.8                                | 102.1                        | 102.6                       | 112.0                            | 102.4                           | 101.1                                   |
| 1985        | 108.7                     | 114.3                                | 103.4                        | 117.6                       | 107.2                            | 102.9                           | 111.8                                   |
| 1986        | 103.8                     | 107.4                                | 102.4                        | 96.8                        | 104.6                            | 102.9                           | 102.8                                   |
| 1987        | 107.9                     | 107.0                                | 103.1                        | 102.8                       | 104.0                            | 112.2                           | 104.9                                   |
| 1988        | 115.0                     | 115.4                                | 101.7                        | 110.6                       | 106.8                            | 120.4                           | 111.8                                   |
| 1989        | 118.6                     | 121.0                                | 105.9                        | 112.2                       | 108.4                            | 119.4                           | 121.2                                   |
| 1990        | 104.1                     | 110.3                                | 107.4                        | 106.2                       | 107.1                            | 101.6                           | 102.8                                   |
| 1991        | 106.2                     | 114.2                                | 116.9                        | 113.1                       | 118.8                            | 102.4                           | 102.8                                   |
| 1992        | 106.8                     | 114.2                                | 108.8                        | 116.1                       | 115.3                            | 102.7                           | 106.6                                   |
| 1993        | 124.0                     | 157.7                                | 135.9                        | 139.7                       | 171.3                            | 108.3                           | 119.7                                   |

注：本表及以下工业品价格指数，是根据重点企业部分产品价格计算的。

续表 2 continued

(1978=100)

| 鸡蛋<br>Chicken<br>Eggs | 皮 张<br>Hides<br>and<br>Skins | 鬃 毛<br>Bristles | 蚕茧蚕丝类                           | 干鲜果类                         | 干鲜菜及<br>调味品类                                   | # 鲜 菜<br>Fresh<br>Vegetables | 药 材 类        | 土副产品类              | 水产品类                |
|-----------------------|------------------------------|-----------------|---------------------------------|------------------------------|--|------------------------------|--------------|--------------------|---------------------|
|                       |                              |                 | Silkworm<br>Cocoons<br>and Silk | Dried and<br>Fresh<br>Fruits | Dried and<br>Fresh<br>Vegetables<br>Condiments |                              | Raw<br>Drugs | Native<br>Products | Aquatic<br>Products |
| 100.0                 | 100.0                        | 100.0           | 100.0                           | 100.0                        | 100.0  | 100.0                        | 100.0        | 100.0              | 100.0               |
| 123.2                 | 111.7                        | 108.5           | 122.0                           | 102.8                        | 109.8  | 112.2                        | 102.1        | 103.9              | 118.2               |
| 124.4                 | 125.9                        | 113.6           | 124.2                           | 109.5                        | 119.1  | 120.4                        | 104.9        | 109.3              | 120.3               |
| 133.0                 | 131.6                        | 116.7           | 124.2                           | 111.3                        | 124.9  | 129.1                        | 106.1        | 110.4              | 121.0               |
| 133.7                 | 131.0                        | 116.4           | 124.9                           | 114.3                        | 124.9  | 128.2                        | 108.3        | 111.8              | 122.3               |
| 133.4                 | 127.2                        | 113.6           | 126.4                           | 124.5                        | 133.3  | 132.8                        | 115.5        | 115.4              | 126.2               |
| 135.6                 | 137.4                        | 132.3           | 126.4                           | 150.7                        | 133.2  | 131.0                        | 122.8        | 117.4              | 138.5               |
| 157.0                 | 191.5                        | 223.5           | 133.4                           | 187.9                        | 162.8  | 197.1                        | 150.6        | 126.9              | 209.6               |
| 173.8                 | 224.1                        | 183.5           | 143.3                           | 202.9                        | 170.6  | 199.5                        | 117.3        | 143.2              | 231.4               |
| 220.0                 | 252.3                        | 208.1           | 177.6                           | 221.6                        | 203.9  | 251.7                        | 131.2        | 165.4              | 284.2               |
| 256.3                 | 309.1                        | 280.1           | 333.6                           | 309.3                        | 249.1  | 329.5                        | 212.7        | 197.0              | 381.6               |
| 288.1                 | 315.0                        | 307.9           | 356.0                           | 279.0                        | 252.4  | 386.5                        | 150.4        | 280.8              | 380.9               |
| 296.4                 | 254.8                        | 230.6           | 344.2                           | 272.1                        | 237.5  | 372.2                        | 143.6        | 259.5              | 376.3               |
| 279.2                 | 277.0                        | 224.6           | 343.2                           | 290.6                        | 266.9  | 401.2                        | 166.4        | 273.7              | 394.0               |
| 275.9                 | 325.7                        | 230.9           | 328.4                           | 269.6                        | 313.1  | 447.0                        | 191.1        | 300.8              | 425.9               |
| 304.6                 | 388.0                        | 258.6           | 343.9                           | 271.0                        | 356.0  | 549.3                        | 184.9        | 337.2              | 520.0               |

INDUSTRIAL PRODUCTS PRODUCER PRICE INDICES  
BY CATEGORY OF COMMODITIES

(preceding year=100)

| 建筑材料工业<br>Building<br>Materials | 森林工业<br>Forestry | 食品工业<br>Food<br>Manufacturing | 纺织工业<br>Textile<br>Industry | 缝纫工业<br>Tailoring<br>Industry | 皮革工业<br>Leather<br>Industry | 造纸工业<br>Paper<br>Industry | 文教艺术用品工业<br>Cultural, Educational<br>Handicrafts Articles |
|---------------------------------|------------------|-------------------------------|-----------------------------|-------------------------------|-----------------------------|---------------------------|---|
| 103.5                           | 102.5            | 103.6                         | 97.9                        | 101.1                         |                             | 108.3                     |   |
| 102.5                           | 104.5            | 101.2                         | 101.6                       | 100.8                         | 102.4                       | 100.5                     | 101.6   |
| 101.6                           | 111.3            | 102.3                         | 99.1                        | 99.9                          | 101.7                       | 100.6                     | 99.0  |
| 102.2                           | 105.8            | 103.1                         | 96.5                        | 96.1                          | 99.5                        | 100.3                     | 100.0   |
| 102.7                           | 100.3            | 100.8                         | 94.8                        | 95.7                          | 100.9                       | 101.1                     | 99.9  |
| 102.0                           | 103.2            | 101.7                         | 96.6                        | 100.4                         | 100.6                       | 99.7                      | 100.4   |
| 115.4                           | 114.9            | 105.5                         | 104.3                       | 105.1                         | 112.1                       | 113.7                     | 103.2   |
| 113.7                           | 107.1            | 102.5                         | 102.6                       | 100.0                         | 101.7                       | 105.7                     | 99.6  |
| 105.6                           | 144.9            | 109.4                         | 108.3                       | 109.6                         | 102.9                       | 112.1                     | 120.0   |
| 113.4                           | 119.6            | 116.3                         | 122.3                       | 116.2                         | 114.4                       | 120.7                     | 112.1   |
| 123.6                           | 115.7            | 114.3                         | 122.4                       | 118.9                         | 118.3                       | 123.0                     | 111.0   |
| 99.6                            | 94.6             | 101.0                         | 107.2                       | 109.1                         | 106.3                       | 102.3                     | 107.3   |
| 106.1                           | 100.4            | 103.3                         | 104.1                       | 109.0                         | 109.0                       | 102.9                     | 105.8   |
| 111.1                           | 105.9            | 106.2                         | 99.3                        | 100.8                         | 112.8                       | 102.7                     | 102.3   |
| 142.8                           | 131.8            | 113.5                         | 103.8                       | 117.9                         | 111.8                       | 108.9                     | 110.6   |

a) Figures for industrial price index in this table and below are based on some products produced by key enterprises.

8-16 工业品出厂价格分类指数  
INDUSTRIAL PRODUCTS PRODUCER PRICE INDICES

(上年=100)

(preceding year=100)

| 类 别   | Item                    | 1988  | 1989  | 1990  | 1991  | 1992  | 1993  |
|-------|-------------------------|-------|-------|-------|-------|-------|-------|
| 全部工业品 | Total Industry Products | 115.0 | 118.6 | 104.1 | 106.2 | 106.8 | 124.0 |
| 生产资料  | Producer Goods          | 113.7 | 118.9 | 104.4 | 108.0 | 109.3 | 133.7 |
| 采掘工业  | Excavation Industry     | 109.3 | 114.2 | 107.9 | 112.8 | 112.6 | 146.5 |
| 原材料工业 | Raw Materials           | 113.5 | 116.4 | 105.9 | 111.8 | 110.2 | 140.4 |
| 加工工业  | Manufacturing Industry  | 114.7 | 121.8 | 102.5 | 103.8 | 107.4 | 122.7 |
| 生活资料  | Consumer Goods          | 117.2 | 118.2 | 103.6 | 103.2 | 103.2 | 109.6 |
| 食品类   | Food                    | 116.2 | 114.1 | 101.3 | 103.6 | 106.4 | 113.9 |
| 衣着类   | Clothing                | 120.3 | 121.4 | 107.3 | 105.4 | 100.8 | 106.2 |
| 一般日用品 | Daily-Use Articles      | 120.4 | 121.5 | 103.0 | 103.3 | 102.8 | 108.9 |
| 耐用消费品 | Durable Consumer Goods  | 106.0 | 113.8 | 99.3  | 96.5  | 101.7 | 108.8 |

## 主要统计指标解释

**零售价格指数** 是反映城乡商品零售价格变动趋势的一种经济指数。零售物价的调整变动直接影响到城乡居民的生活支出和国家的财政收入,影响居民购买力和市场供需平衡,影响消费与积累的比例。因此,计算零售价格指数,可以从一个侧面对上述经济活动进行观察和分析。

零售价格指数采用加权算术平均公式计算。每年根据住户调查资料调整一次权数。1992年全国有146个市、80个县城作为基层填报单位。城市指数所选商品352种左右,县城指数所选商品404种左右。每种商品的指数采用代表规格品的平均价格计算。

**居民消费价格总指数** 是反映一定时期内城乡居民所购买的生活消费品价格和服务项目价格变动趋势和程度的相对数。是综合了城市居民消费价格指数和农民消费价格指数计算取得。利用居民消费价格指数,可以观察和分析消费品的零售价格和服务价格变动对城乡居民实际生活费支出的影响程度。

1952年以前采用固定数量加权综合法(即总值法)计算,1953年到1956年采用加权算术平均公式计算,1957年以后根据消费品零售价格指数与服务项目价格指数汇编居民生活费用价格指数。1993年计算指数所选商品和服务项目为382种。

**城市居民消费价格指数** 是反映城市职工及其家庭所购买的生活消费品和服务项目价格变动趋势及其程度的相对数。编制城市居民消费价格指数,可以观察和分析消费品的零售价格和服务项目价格变动对职工货币工资的影响,作为研究职工生活和确定工资政策的依据。

**农村居民消费价格指数** 是反映农村居民家庭所购买的生活消费品的价格和服务项目价格变动趋势和程度的相对数。用它可观察农村消费品的零售价格和服务项目价格变动对农村居民生活消费支出的影响,直接反映农民生活水平的实际变化情况,为分析和研究农村居民生活问题提供依据。

**农产品收购价格总指数** 是反映国有商业、集体商业、个体商业、外贸部门、国家机关、社会团体等各种经济类型的商业企业和有关部门收购农产品价格的变动趋势和程度的相对数。农产品收购价格指数可以观察和研究农产品收购价格总水平的变化情况,以及对农民货币收入的影响,作为制订和检查农产品价格政策的依据。1993年计算指数所选的商品有11个大类,包括276种农副土特产品。采用加权倒数平均公式(即按报告期实际收购金额加权综合法)计算。

**农村工业品零售价格指数** 是反映农村市场工业品零售价格水平变动趋势和程度的相对数。通过农村工业品零售价格指数,可以观察工业品零售价格变动对农民货币支出的影响。

农村工业品零售价格指数的计算是根据农村国营商品零售物价指数中的食用植物油、干菜、调味品、食糖、烟酒茶、糖果、糕点、奶及奶制品、罐头、西药及医疗用品以及衣着、日用品、文化娱乐用品、书报杂志、建筑材料、燃料和农业生产资料等类指数加权计算。

**工农业商品综合比价指数** 是反映农副产品和工业品交换比价变动情况的经济指数。根据农副产品收购价格指数和农村工业品零售价格指数计算。反映用农副产品交换工业品的比价变化情况,即不同时期由于价格变动,农民用等量的农副产品换到的工业品数量是增多了还是减少了,以及增多或减少的程度。计算公式:

$$\text{工农业商品综合比价指数(正)} = \frac{\text{农副产品收购价格指数}}{\text{农村工业品零售价格指数}} \times 100\%$$

**工业品出厂价格指数** 是反映全部工业产品出厂价格总水平的变动趋势和程度的相对数。其中除包括工业企业售给商业、外贸、物资部门的产品外,还包括售给工业和其他部门的生产资料以及直接售给居民的生活消费品。

通过工业生产价格指数能观察出厂价格变动对工业总产值的影响。

**固定资产投资价格指数** 是反映固定资产投资额价格变动趋势和程度的相对数。固定资产投资额是由建筑安装工程投资完成额、设备、工器具购置投资完成额和其他费用投资完成额三部分组成的。编制固定资产投资价格指数应首先分别编制上述三部分投资的价格指数,然后采用加权算术平均法求出固定资产投资价格总指数。

编制固定资产投资价格指数可以准确地反映固定资产投资中涉及的各类商品和取费项目价格变动趋势和变动幅度,消除按现价计算的固定资产投资指标中的价格变动因素,真实地反映固定资产投资的规模、速度、结构和效益,为国家科学地制定,检查固定资产投资计划并提高宏观调控水平,为完善国民经济核算体系提供科学的、可靠的依据。

## Explanatory Notes for Major Indicators

**Retail Price Index** reflects the general change in prices of retail commodities. The change and adjustment in retail prices directly affect living expenditure of urban and rural residents and government revenue, purchasing power of residents and equilibrium of market supply and demand, and the proportion of consumption and accumulation. Therefore, retail price index can predict to certain extent the changes of the above economic activities.

Retail price indexes are calculated by the formula of weighted arithmetic mean. The weights used are adjusted annually based on data of household survey in cities. In 1992, more than 146 cities and 80 county towns are selected as the basic units for data collection: 352 items of commodities in the cities and 404 in the county towns are included in the calculation. The price of a standard commodity from each item of products is adopted in the calculation.

**Consumer Price Index** reflects the relative change in prices of consumer goods and services purchased by urban and rural residents, and is derived from urban consumer price index and rural consumer price index. Consumer price index can be used to predict the impact of consumer price change on actual living cost expenditure of urban and rural residents.

Prior to 1952, consumer price index was calculated with a weighted mean price on a fixed quantity (total value method). The formula of weighted arithmetic mean was used between 1953 and 1956. After 1957, consumer price index is based on urban retail prices index and service prices index. Commodities and services of 382 kinds were chosen for the calculation.

**Urban Consumer Price Index** reflects the relative change in prices of consumer goods and services purchased by urban workers and staff and their families and can be used to observe and analyze the impact of price change in consumer goods and services on money wage of workers and staff and provide basis for policy making concerning living standards and wages of workers and staff.

**Rural Consumer Price Index** reflects the relative change in prices of consumer goods and services purchased by rural households and can be used to observe the impact of change in prices of consumer goods and services on living expenditure and actual change in peasant' living standards. It provides basis for analysis and research on peasants' welfare problems.

**Index of Purchasing Prices for Farm Products** reflects the relative change in purchasing prices of farm products purchased by state-owned, collective-owned, and individual commercial enterprises, foreign trade sectors, government agencies, social organizations and other units of various ownership. It is used to observe the impact of change in purchasing prices of farm products on money income of peasants and is calculated with the weighted harmonic mean method based on the total value of purchases during a given reference period. Number of products involved in the current calculation totalled 276 in 11 categories in 1992.

**Retail Price Index of Rural Industrial Products** reflects the relative change in prices of industrial products in rural market and can be used to observe the impact of the price change on farmers' money expenditure.

Retail Price Index of Rural Industrial Products is calculated based on rural state listed prices indexes for edible vegetable oils, dry vegetables, species, sugar, cigarettes, alcohol, tea, candies, pastries, milk, and dairy

foods, canned foods, western medicine, and medical equipments and clothing, daily used goods, cultural and recreation goods, books, magazines, and newspapers, and construction materials, fuels, and agricultural production means and their weights.

**Parity Price Ratio of Industrial and Agricultural Products** reflects the terms of trade for agricultural products and industrial products and the impact on changes in parity price ratio to the exchange position of farm and sideline products by using the purchasing prices of agricultural products and rural retail prices of industrial products as follows:

$$\text{Parity Price Ratio of Industrial and Agricultural Products} = \frac{\text{Purchasing Price Index of Agricultural Products}}{\text{Retail Price Index of Industrial Products}} \times 100\%$$

**Factory Price Index** reflects the change in general factory price of all industrial products, including sales of industrial products to commercial enterprises, foreign trade sectors, materials supplying and distributing sectors as well as sales of production means to industry and other sectors and sales of consumer goods to residents. It can be used to predict the impact of factory prices on gross output value of industry.


**Price Index of Investment in Fixed Assets** reflects the change in price of investment in fixed assets which consists of three components as investment completed in construction and installation, purchases of equipments and instruments, and other items. Price index of investment in fixed assets is constructed by using weighted arithmetic mean of price indexes of three components of investment in fixed assets.

Price index of investment in fixed assets reflects the changes of prices in various goods and services involved in investment in fixed assets and therefore can be used when comparison over time is made to observe the actual size, speed, structure, and efficiency of investment in fixed assets and provides reliable and scientific data for government planning, management, decision making, and further improving the current national accounting system.

九 人民生活

PEOPLE'S LIVELIHOOD





9-1 人民物质文化生活提高情况  
IMPROVEMENT IN PEOPLE'S MATERIAL AND CULTURAL LIFE

| 项 目                       | Item  | 1978  | 1980  | 1985    | 1990    | 1992     | 1993     |
|---------------------------|---|-------|-------|---------|---------|----------|----------|
| <b>就业</b>                 | <b>Employment</b>   |       |       |         |         |          |          |
| 每一农村劳动力负担人数 (人)           | Dependents per Rural Laborer (person)   | 2.53  | 2.26  | 1.74    | 1.64    | 1.65     | 1.60     |
| 每一城镇就业者负担人数 (人)           | Dependents per Urban Employee (persons)   | 2.06  | *1.77 | 1.81    | 1.77    | 1.73     | 1.72     |
| 城镇失业率 (%)                 | Urban Unemployment Rate (%)   | 5.3   | 4.9   | 1.8     | 2.5     | 2.3      | 2.6      |
| <b>收入</b>                 | <b>Income of Rural and Urban Residents</b>  |       |       |         |         |          |          |
| 农村居民家庭人均纯收入 (元)           | Annual Per Capita Net Income of Farmers (yuan)  | 133.6 | 191.3 | 397.6   | 686.3   | 784.0    | 921.6    |
| 农村居民家庭人均纯收入指数(1978=100)   | Index of Annual Per Capita Net Income of Farmers (1978=100)                           | 100.0 | 138.1 | 261.2   | 300.7   | 328.1    | 338.6    |
| 城镇居民家庭人均生活费收入 (元)         | Annual Per Capita Income Available for Living of Urban Households(yuan)               | 316   | 439   | 685     | 1 387   | 1 826    | 2 337    |
| 城镇居民家庭人均生活费收入指数(1978=100) | Index of Annual Per Capita Income Available for Living of Urban Households (1978=100) | 100.0 | 127.0 | 161.6   | 197.8   | 228.3    | 251.6    |
| 职工年平均工资(元)                | Annual Average Wage of Staff and Workers (yuan)                                       | 615   | 762   | 1 148   | 2 140   | 2 711    | 3 371    |
| <b>消费水平</b>               | <b>Annual Per Capita Consumption(yuan)</b>  |       |       |         |         |          |          |
| 全国居民                      | Per Capita Consumption of All Residents   | 175   | 227   | 403     | 723     | 947      | 1 148    |
| 农民                        | Agricultural Residents  | 132   | 173   | 324     | 524     | 650      | 774      |
| 非农业居民                     | Nonagricultural Residents   | 383   | 468   | 727     | 1 477   | 2 032    | 2 480    |
| <b>储 蓄</b>                | <b>Savings</b>  |       |       |         |         |          |          |
| 城乡居民年底储蓄存款余额 (亿元)         | Savings Deposit Balance of Rural and Urban Residents(year-end) (100 000 000 yuan)     | 210.6 | 399.5 | 1 622.6 | 7 034.2 | 11 545.4 | 15 203.5 |
| 平均每人储蓄存款余额 (元)            | Per Capita Saving Deposit Balance (yuan)  | 21.88 | 40.47 | 153.29  | 615.24  | 985.35   | 1 282.81 |
| <b>住房面积 (平方米)</b>         | <b>Per Capita Living Floor Space (sample survey) (sq. m)</b>                          |       |       |         |         |          |          |
| 农村平均每人住房                  | Rural Areas   | 8.1   | 9.4   | 14.7    | 17.8    | 18.9     | 20.7     |
| 城市平均每人居住                  | Urban Areas   | 3.6   | 3.9   | 5.2     | 6.7     | 7.1      | 7.5      |
| <b>交通</b>                 | <b>Traffic</b>  |       |       |         |         |          |          |
| 城镇每百户拥有摩托车                | Motor Cycles per 100 Households   |       |       |         |         | 2.8      | 3.5      |
| 城市每万人拥有公共车辆               | Buses per 10 000 Persons in Cities  | 3.3   | 3.5   | 3.9     | 4.8     | 5.9      | 6.0      |
| <b>城市公用事业</b>             | <b>Urban Public Services</b>  |       |       |         |         |          |          |
| 自来水普及率 (%)                | Rate of Tap Water Use (%)   | 81.0  | 81.4  | 81.0    | 89.2    | 92.5     | 93.1     |
| 煤气液化气普及率 (%)              | Rate of Household Gas Use (%)   | 13.9  | 16.8  | 22.4    | 42.2    | 52.4     | 57.0     |
| 每万人拥有绿地 (公顷)              | Green Area per 10 000 Persons (hectare)   | 10.6  | 9.6   | 13.7    | 32.2    | 34.5     | 34.9     |
| <b>文 化</b>                | <b>Culture</b>  |       |       |         |         |          |          |
| 城镇每百户有彩色电视机 (台)           | Color TV Sets per 100 Households  |       |       | 17.2    | 59.0    | 74.9     | 79.5     |
| 农村每百户有电视机(台)              | TV sets per 100 Households  |       | 0.4   | 11.7    | 44.4    | 60.5     | 69.2     |
| 每百人每天报纸(份)                | Newspapers Persons per Day  | 3.66  | 3.92  | 5.21    | 3.87    | 4.44     | 4.48     |
| 每人每年有图书杂志 (册)             | Books and Magazines per Person per Year   | 4.74  | 5.82  | 8.78    | 6.55    | 7.47     | 7.03     |
| <b>教 育</b>                | <b>Education</b>  |       |       |         |         |          |          |
| 学龄儿童入学率 (%)               | Enrollment Ratio of School-Age Children (%)   | 95.50 | 93.93 | 95.95   | 97.83   | 97.22    | 97.72    |
| 每万人口有大学生数 (人)             | University Students per 10 000 Persons (person)                                       | 8.90  | 11.59 | 16.09   | 18.04   | 18.64    | 21.40    |
| <b>卫 生</b>                | <b>Public Health</b>  |       |       |         |         |          |          |
| 每万人有医院病床(张)               | Hospital Beds per 10 000 Persons  | 19.28 | 20.08 | 21.06   | 22.95   | 23.42    | 24.00    |
| 每万人有医生数(人)                | Doctors per 10 000 Persons (person)   | 10.73 | 11.68 | 13.35   | 15.42   | 15.43    | 15.80    |

注: 1. 带\*号为1981年数。

2. 城市平均每人居住面积为建设部统计数字。

a) Figures with (\*) are for 1981.

b) Figures for average living space per persons in urban are from the ministry of Construction.

## 9-2 居民消费水平 PER CAPITA CONSUMPTION

本表绝对数按当年价格计算，指数按可比价格计算。  
Figures in this table are at current prices, indices at comparable prices.

| 年 份 地 区<br>Year Region | 绝对数(元)<br>Value (yuan)             |                                       |   | 工农消费<br>水平对比<br>(农民=1)<br>Ratio of<br>Consumption of<br>Non-<br>agricultural to<br>Agricultural<br>Residents | 指数(上年=100)<br>Index(Preceding year=100) |                                       |   | 指数(1978=100)<br>Index (1978=100) |                                       |   |
|------------------------|------------------------------------|---------------------------------------|---|--|---|---------------------------------------|---|----------------------------------|---------------------------------------|---|
|                        | 全 国<br>居民<br>All<br>Res-<br>idents | 农 民<br>Agricultural<br>Res-<br>idents | 非农业<br>居民<br>Non-<br>agricultural<br>Res-<br>idents |  | 全 国<br>居民<br>All<br>Res-<br>idents      | 农 民<br>Agricultural<br>Res-<br>idents | 非农业<br>居民<br>Non-<br>agricultural<br>Res-<br>idents | 全 国<br>居民<br>Res-<br>idents      | 农 民<br>Agricultural<br>Res-<br>idents | 非农业<br>居民<br>Non-<br>agricultural<br>Res-<br>idents |
| 1978                   | 175                                | 132                                   | 383   | 2.90   | 105.1                                   | 104.4                                 | 105.6   | 100.0                            | 100.0                                 | 100.0   |
| 1979                   | 197                                | 152                                   | 406   | 2.67   | 106.7                                   | 106.9                                 | 104.2   | 106.7                            | 106.9                                 | 104.2   |
| 1980                   | 227                                | 173                                   | 468   | 2.71   | 109.5                                   | 109.7                                 | 107.1   | 116.8                            | 117.3                                 | 111.6   |
| 1981                   | 249                                | 192                                   | 520   | 2.71   | 106.9                                   | 107.9                                 | 108.6   | 124.9                            | 126.5                                 | 121.2   |
| 1982                   | 266                                | 210                                   | 526   | 2.50   | 105.1                                   | 107.6                                 | 99.0  | 131.2                            | 136.1                                 | 120.0   |
| 1983                   | 289                                | 232                                   | 547   | 2.36   | 106.8                                   | 109.1                                 | 101.9   | 140.2                            | 148.5                                 | 122.3   |
| 1984                   | 327                                | 265                                   | 598   | 2.26   | 111.0                                   | 112.4                                 | 106.4   | 155.6                            | 166.9                                 | 130.1   |
| 1985                   | 403                                | 324                                   | 727   | 2.24   | 113.2                                   | 113.9                                 | 108.7   | 176.1                            | 190.0                                 | 141.4   |
| 1986                   | 447                                | 351                                   | 833   | 2.37   | 104.3                                   | 102.4                                 | 107.1   | 183.6                            | 194.6                                 | 151.5   |
| 1987                   | 508                                | 389                                   | 991   | 2.55   | 105.7                                   | 104.2                                 | 109.3   | 194.1                            | 202.8                                 | 165.6   |
| 1988                   | 635                                | 473                                   | 1 281   | 2.71   | 106.8                                   | 106.1                                 | 107.1   | 207.4                            | 215.2                                 | 177.4   |
| 1989                   | 694                                | 513                                   | 1 394   | 2.72   | 99.2                                    | 99.1                                  | 97.9  | 205.7                            | 213.2                                 | 173.8   |
| 1990                   | 723                                | 524                                   | 1 477   | 2.82   | 102.2                                   | 99.5                                  | 105.9   | 210.2                            | 212.2                                 | 184.0   |
| 1991                   | 803                                | 570                                   | 1 676   | 2.94   | 108.2                                   | 106.8                                 | 109.3   | 227.6                            | 226.6                                 | 201.1   |
| 1992                   | 947                                | 650                                   | 2 032   | 3.13   | 111.6                                   | 109.6                                 | 113.0   | 254.0                            | 248.4                                 | 227.2   |
| 1993                   | 1 148                              | 774                                   | 2 480   | 3.20   | 109.3                                   | 107.4                                 | 109.9   | 277.5                            | 266.9                                 | 249.7   |
| 北 京 Beijing            | 1 513                              | 986                                   | 1 829   | 1.85   | 103.6                                   | 103.0                                 | 103.5   |                                  |                                       |   |
| 天 津 Tianjin            | 1 634                              | 984                                   | 2 140   | 2.17   | 101.7                                   | 102.8                                 | 101.0   |                                  |                                       |   |
| 河 北 Hebei              | 795                                | 607                                   | 1 840   | 3.03   | 105.3                                   | 103.6                                 | 107.1   |                                  |                                       |   |
| 山 西 Shanxi             | 757                                | 500                                   | 1 628   | 3.26   | 111.5                                   | 112.6                                 | 108.2   |                                  |                                       |   |
| 内 蒙 Inner Mongolia     | 844                                | 599                                   | 1 346   | 2.25   | 101.7                                   | 100.3                                 | 103.0   |                                  |                                       |   |
| 辽 宁 Liaoning           | 1 402                              | 799                                   | 2 198   | 2.75   | 112.2                                   | 112.7                                 | 111.2   |                                  |                                       |   |
| 吉 林 Jilin              | 1 074                              | 678                                   | 1 667   | 2.46   | 106.0                                   | 103.0                                 | 107.4   |                                  |                                       |   |
| 黑 龙 Heilongjiang       | 1 126                              | 656                                   | 1 749   | 2.67   | 102.9                                   | 102.6                                 | 102.4   |                                  |                                       |   |
| 上 海 Shanghai           | 2 704                              | 1 977                                 | 3 050   | 1.54   | 106.7                                   | 107.4                                 | 106.3   |                                  |                                       |   |
| 江 苏 Jiangsu            | 1 043                              | 835                                   | 1 781   | 2.13   | 108.2                                   | 107.7                                 | 107.7   |                                  |                                       |   |
| 浙 江 Zhejiang           | 1 159                              | 958                                   | 2 072   | 2.16   | 108.6                                   | 106.8                                 | 112.4   |                                  |                                       |   |
| 安 徽 Anhui              | 667                                | 535                                   | 1 374   | 2.57   | 111.6                                   | 112.9                                 | 106.3   |                                  |                                       |   |
| 福 建 Fujian             | 1 124                              | 926                                   | 2 061   | 2.23   | 115.6                                   | 116.0                                 | 113.8   |                                  |                                       |   |
| 江 西 Jiangxi            | 752                                | 620                                   | 1 271   | 2.05   | 106.7                                   | 105.0                                 | 110.0   |                                  |                                       |   |
| 山 东 Shandong           | 841                                | 637                                   | 1 643   | 2.58   | 108.0                                   | 103.6                                 | 112.6   |                                  |                                       |   |
| 河 南 Henan              | 571                                | 446                                   | 1 379   | 3.09   | 103.4                                   | 102.1                                 | 104.1   |                                  |                                       |   |
| 湖 北 Hubei              | 848                                | 635                                   | 1 564   | 2.46   | 99.7                                    | 96.4                                  | 103.5   |                                  |                                       |   |
| 湖 南 Hunan              | 810                                | 639                                   | 1 732   | 2.71   | 102.9                                   | 100.5                                 | 107.0   |                                  |                                       |   |
| 广 东 Guangdong          | 1 420                              | 935                                   | 2 839   | 3.04   | 119.3                                   | 115.5                                 | 121.0   |                                  |                                       |   |
| 广 西 Guangxi            | 709                                | 550                                   | 1 594   | 2.90   | 104.3                                   | 103.8                                 | 103.5   |                                  |                                       |   |
| 海 南 Hainan             | 1 051                              | 794                                   | 1 987   | 2.50   | 116.0                                   | 114.2                                 | 117.3   |                                  |                                       |   |
| 四 川 Sichuan            | 757                                | 595                                   | 1 665   | 2.80   | 108.1                                   | 106.7                                 | 109.3   |                                  |                                       |   |
| 贵 州 Guizhou            | 549                                | 421                                   | 1 445   | 3.43   | 96.8                                    | 93.6                                  | 103.9   |                                  |                                       |   |
| 云 南 Yunnan             | 748                                | 596                                   | 1 671   | 2.80   | 104.0                                   | 102.3                                 | 106.7   |                                  |                                       |   |
| 西 藏 Tibet              | 903                                | 594                                   | 2 829   | 4.76   |   |                                       |   |                                  |                                       |   |
| 陕 西 Shaanxi            | 712                                | 476                                   | 1 663   | 3.49   | 102.3                                   | 99.1                                  | 103.5   |                                  |                                       |   |
| 甘 肃 Gansu              | 689                                | 452                                   | 1 855   | 4.10   | 106.1                                   | 103.1                                 | 109.3   |                                  |                                       |   |
| 青 海 Qinghai            | 966                                | 649                                   | 1 752   | 2.70   | 104.4                                   | 104.1                                 | 105.0   |                                  |                                       |   |
| 宁 夏 Ningxia            | 764                                | 516                                   | 1 528   | 2.96   | 102.3                                   | 102.4                                 | 101.6   |                                  |                                       |   |
| 新 疆 Xinjiang           | 1 098                              | 795                                   | 1 445   | 1.82   | 102.2                                   | 104.8                                 | 100.2   |                                  |                                       |   |

注：1. 工农消费水平对比，没有剔除城乡价格不可比的因素。

2. 分地区各项指标为1992年数据。

a) The ratio does not eliminate the effect of price differentials between urban and rural areas on consumption expenditure.

b) Figures in this table by region are for 1992.

9-3 消费品平均每人生活消费量  
PER CAPITA CONSUMPTION OF SECECTED CONSUMER GOODS

| 年 份<br>Year | 粮 食<br>(公斤)<br>Grain<br>(kg) | 食用植物油<br>(公斤)<br>Edible Oil<br>(kg) | 猪 肉<br>(公斤)<br>Pork<br>(kg) | 牛 羊 肉<br>(公斤)<br>Beef and Mutton<br>(kg) | 家 禽<br>(公斤)<br>Poultry<br>(kg) | 鲜 蛋<br>(公斤)<br>Fresh Eggs<br>(kg) | 水 产 品<br>(公斤)<br>Aquatic Products<br>(kg) |
|-------------|------------------------------|-------------------------------------|-----------------------------|--|--------------------------------|-----------------------------------|---|
| 1957        | 203.06                       | 2.42                                | 5.08                        | 1.11                                     | 0.50                           | 1.26                              | 4.34                                      |
| 1962        | 164.63                       | 1.09                                | 2.22                        | 0.79                                     | 0.38                           | 0.77                              | 2.96                                      |
| 1965        | 182.84                       | 1.72                                | 6.29                        | 1.02                                     | 0.36                           | 1.42                              | 3.33                                      |
| 1970        | 187.22                       | 1.61                                | 6.02                        | 0.82                                     | 0.32                           | 1.32                              | 2.94                                      |
| 1975        | 190.52                       | 1.73                                | 7.63                        | 0.72                                     | 0.35                           | 1.63                              | 3.26                                      |
| 1978        | 195.46                       | 1.60                                | 7.67                        | 0.75                                     | 0.44                           | 1.97                              | 3.50                                      |
| 1980        | 213.81                       | 2.30                                | 11.16                       | 0.83                                     | 0.80                           | 2.27                              | 3.41                                      |
| 1983        | 231.52                       | 4.01                                | 12.31                       | 1.10                                     | 1.18                           | 2.95                              | 4.00                                      |
| 1984        | 249.65                       | 4.66                                | 12.93                       | 1.23                                     | 1.35                           | 3.88                              | 4.32                                      |
| 1985        | 251.69                       | 5.08                                | 13.84                       | 1.31                                     | 1.56                           | 4.93                              | 4.84                                      |
| 1986        | 252.67                       | 5.17                                | 14.22                       | 1.32                                     | 1.72                           | 5.20                              | 5.33                                      |
| 1987        | 248.88                       | 5.60                                | 14.39                       | 1.43                                     | 1.71                           | 5.50                              | 5.49                                      |
| 1988        | 246.10                       | 5.87                                | 14.73                       | 1.58                                     | 1.75                           | 5.74                              | 5.66                                      |
| 1989        | 239.12                       | 5.35                                | 15.36                       | 1.58                                     | 1.79                           | 5.88                              | 6.17                                      |
| 1990        | 238.80                       | 5.67                                | 16.64                       | 1.73                                     | 1.73                           | 6.27                              | 6.53                                      |
| 1991        | 234.50                       | 5.89                                | 17.44                       | 1.79                                     | 1.98                           | 7.10                              | 6.79                                      |
| 1992        | 235.91                       | 6.29                                | 18.22                       | 2.05                                     | 2.31                           | 7.75                              | 7.29                                      |

续表 1 continued

| 年 份  | 食 糖<br>(公斤)<br>Sugar<br>(kg) | 卷 烟<br>(盒)<br>Cigarettes<br>(packs) | 酒<br>(公斤)<br>Liquor<br>(kg) | 茶 叶<br>(公斤)<br>Tea<br>(kg) | 各 种 布<br>(米)<br>Cloth<br>(m) | 呢 绒<br>(米)<br>Woolen Fabric<br>(m) | 绸 缎<br>(米)<br>Silk and Satin<br>(m) |
|------|------------------------------|-------------------------------------|-----------------------------|----------------------------|------------------------------|------------------------------------|-------------------------------------|
| 1957 | 1.51                         | 16.90                               | 1.37                        | 0.12                       | 6.82                         | 0.01                               | 0.10                                |
| 1962 | 1.60                         | 9.70                                | 1.14                        | 0.09                       | 3.70                         | 0.02                               | 0.12                                |
| 1965 | 1.68                         | 16.15                               | 1.30                        | 0.07                       | 6.17                         | 0.03                               | 0.13                                |
| 1970 | 2.06                         | 20.52                               | 1.51                        | 0.09                       | 8.11                         | 0.04                               | 0.25                                |
| 1975 | 2.26                         | 26.22                               | 2.18                        | 0.12                       | 7.62                         | 0.06                               | 0.25                                |
| 1978 | 3.42                         | 30.82                               | 2.57                        | 0.14                       | 8.03                         | 0.08                               | 0.28                                |
| 1980 | 3.83                         | 40.56                               | 3.41                        | 0.21                       | 10.02                        | 0.14                               | 0.45                                |
| 1983 | 4.46                         | 48.97                               | 5.79                        | 0.23                       | 10.30                        | 0.20                               | 0.56                                |
| 1984 | 4.85                         | 55.10                               | 6.55                        | 0.28                       | 10.76                        | 0.25                               | 0.72                                |
| 1985 | 5.57                         | 60.61                               | 7.61                        | 0.30                       | 11.55                        | 0.29                               | 0.85                                |
| 1986 | 6.04                         | 63.90                               | 8.97                        | 0.32                       | 11.04                        | 0.28                               | 0.85                                |
| 1987 | 6.59                         | 65.65                               | 10.39                       | 0.34                       | 11.19                        | 0.28                               | 0.86                                |
| 1988 | 6.17                         | 69.98                               | 11.42                       | 0.36                       | 12.03                        | 0.29                               | 0.89                                |
| 1989 | 4.92                         | 69.89                               | 11.33                       | 0.34                       | 11.42                        | 0.25                               | 0.70                                |
| 1990 | 4.98                         | 71.49                               | 11.63                       | 0.37                       | 10.61                        | 0.23                               | 0.64                                |
| 1991 | 4.98                         | 70.86                               | 11.93                       | 0.36                       | 10.30                        | 0.26                               | 0.68                                |
| 1992 | 5.42                         | 70.02                               | 12.94                       | 0.39                       | 10.73                        | 0.25                               | 0.66                                |

注: 1. 消费量包括市场供应量和农民自产自用量。粮食、食用植物油、猪肉、牛羊肉、家禽、鲜蛋、水产品、食糖、各种布、呢绒、绸缎的消费量还分别包括以这些产品为原料的加工制成品所消费的数量, 如饮食业用的粮、油、肉、蛋、糖, 服装鞋帽用的布、呢绒、绸缎等。 2. 粮食是贸易粮; 食用植物油包括油料折油; 各种布包括棉布、棉花化纤混纺布和化纤布。

3. 工业品生活消费量是当年购买量。

a) Consumption include materials supplied in market and self-sufficiency by famersthemself. Figures for grain, edible vegetable oil, pork, beef and mutton, poultry, fresh eggs, aquatic, suggest, cloth, woolen fabric, silk and satin include processing consumption that consume those materials, for example, grain, edible vegetable oil, pork, beef and mutton, sugar consumption in food service, cloth, woolen fabric, silk and satin consumption in processing clothing, shoses and caps. b) Grain refers to trade grain, edible vegetable oil includes oil-bearing crops converted into oil, cloth includes cotton cloth, cotton/chemical fibre-blend cloth and chemical fibres.

c) Industrial consumption for living refers to purchase in current year.

9-4 耐用消费品年底社会拥有量  
POSSESSION OF MAJOR DURABLE CONSUMER GOODS

| 品 名  | Item                      | 1985   | 1990   | 1991   | 1992   |
|--|---------------------------|--------|--------|--------|--------|
| <b>社会拥有量 Possession of Durable Consumer Goods</b>                    |                           |        |        |        |        |
| 缝纫机 (万架)   | Sewing Machines (10 000)  | 9 833  | 14 055 | 14 544 | 14 966 |
| 自行车 (万辆)   | Bicycles (10 000)         | 22 364 | 39 099 | 41 979 | 45 076 |
| 电风扇 (万台)   | Electric Fans (10 000)    | 6 360  | 20 127 | 22 989 | 25 774 |
| 洗衣机 (万台)   | Washing Machines (10 000) | 3 030  | 9 628  | 10 615 | 11 709 |
| 电冰箱 (万台)   | Refrigerators (10 000)    | 410    | 2 996  | 3 466  | 3 941  |
| 电视机 (万台)   | Television Sets (10 000)  | 6 965  | 18 546 | 20 671 | 22 843 |
| 录音机 (万台)   | Tape Recorders (10 000)   | 3 660  | 11 875 | 13 099 | 14 305 |
| 收音机 (万台)   | Radios (10 000)           | 24 181 | 25 123 | 23 399 | 21 595 |
| 照相机 (万架)   | Cameras (10 000)          | 1 186  | 2 275  | 2 465  | 2 663  |
| <b>平均每百人拥有量 Possession of Durable Consumer Goods per 100 Persons</b> |                           |        |        |        |        |
| 缝纫机 (架)  | Sewing Machines           | 9.3    | 12.3   | 12.6   | 12.8   |
| 自行车 (辆)  | Bicycles                  | 21.1   | 34.2   | 36.2   | 38.5   |
| 电风扇 (台)  | Electric Fans             | 6.0    | 17.6   | 19.8   | 22.0   |
| 洗衣机 (台)  | Washing Machines          | 2.9    | 8.4    | 9.2    | 10.0   |
| 电冰箱 (台)  | Refrigerators             | 0.4    | 2.6    | 3.0    | 3.4    |
| 电视机 (台)  | Television Sets           | 6.6    | 16.2   | 17.8   | 19.5   |
| 录音机 (台)  | Tape Recorders            | 3.5    | 10.4   | 11.3   | 12.2   |
| 收音机 (台)  | Radios                    | 22.8   | 22.0   | 20.2   | 18.4   |
| 照相机 (架)  | Cameras                   | 1.1    | 2.0    | 2.1    | 2.3    |

9-5 全国城乡储蓄存款年末余额  
SAVINGS DEPOSIT BALANCE

单位: 亿元

(year-end) (100 000 000 yuan)

| 年 份<br>Year | 总 计<br>Total | 城镇储蓄<br>Urban Households | 定期                    |                         | 农户储蓄<br>Rural Households | # 定期<br>Fixed Deposits |
|-------------|--------------|--------------------------|-----------------------|-------------------------|--------------------------|------------------------|
|             |              |                          | 定 期<br>Fixed Deposits | 活 期<br>Current Deposits |                          |                        |
| 1952        | 8.6          | 8.6                      | 4.8                   | 3.8                     |                          |                        |
| 1957        | 35.2         | 27.9                     | 19.6                  | 8.3                     | 7.3                      |                        |
| 1962        | 41.1         | 31.4                     | 25.6                  | 5.8                     | 9.7                      |                        |
| 1965        | 65.2         | 52.3                     | 43.4                  | 8.9                     | 12.9                     |                        |
| 1970        | 79.5         | 64.5                     | 53.8                  | 10.7                    | 15.0                     |                        |
| 1975        | 149.6        | 114.6                    | 94.5                  | 20.1                    | 35.0                     |                        |
| 1978        | 210.6        | 154.9                    | 128.9                 | 26.0                    | 55.7                     |                        |
| 1980        | 399.5        | 282.5                    | 228.6                 | 53.9                    | 117.0                    | 76.3                   |
| 1983        | 892.5        | 572.6                    | 463.9                 | 108.7                   | 319.9                    | 218.4                  |
| 1984        | 1 214.7      | 776.6                    | 615.3                 | 161.3                   | 438.1                    | 285.5                  |
| 1985        | 1 622.6      | 1 057.8                  | 841.2                 | 216.6                   | 564.8                    | 384.0                  |
| 1986        | 2 237.6      | 1 471.5                  | 1 189.3               | 282.2                   | 766.1                    | 539.9                  |
| 1987        | 3 073.3      | 2 067.6                  | 1 647.9               | 419.7                   | 1 005.7                  | 708.1                  |
| 1988        | 3 801.5      | 2 659.2                  | 2 045.2               | 614.0                   | 1 142.3                  | 788.3                  |
| 1989        | 5 146.9      | 3 734.8                  | 3 102.5               | 632.3                   | 1 412.1                  | 1 079.6                |
| 1990        | 7 034.2      | 5 192.6                  | 4 396.2               | 796.4                   | 1 841.6                  | 1 455.1                |
| 1991        | 9 110.3      | 6 790.9                  | 5 715.6               | 1 075.3                 | 2 319.4                  | 1 826.3                |
| 1992        | 11 545.4     | 8 678.1                  | 7 035.4               | 1 642.7                 | 2 867.3                  | 2 273.9                |
| 1993        | 15 203.5     | 11 627.3                 | 9 125.8               | 2 501.5                 | 3 576.2                  | 2 845.2                |

## 9-6 城镇居民家庭基本情况

## BASIC INDICATORS OF URBAN HOUSEHOLDS FROM SAMPLE SURVEY

| 项 目                      | Item   | 1985   | 1990     | 1991     | 1992     | 1993     |
|--------------------------|--|--------|----------|----------|----------|----------|
| 调查户数                     | (户) Households Surveyed (households)   | 24 338 | 35 660   | 36 730   | 36 290   | 35 390   |
| 平均每户家庭人口                 | (人) Average Persons per Household (persons)  | 3.89   | 3.50     | 3.43     | 3.37     | 3.31     |
| 平均每户就业人口                 | (人) Average Employees per Household (persons)                                      | 2.15   | 1.98     | 1.96     | 1.95     | 1.92     |
| 平均每户就业面                  | (%) Percentage of Employment per Household (%)                                     | 55.27  | 56.57    | 57.14    | 57.86    | 58.00    |
| 平均每一就业者负担人<br>数(包括就业者本人) | Persons Supported by Each Employee (in-<br>cluding the employee himself) (persons) | 1.81   | 1.77     | 1.75     | 1.73     | 1.72     |
| 平均每人全部年收入                | (元) Annual Income Per Capita (yuan)  | 748.92 | 1 522.79 | 1 713.10 | 2 031.53 | 2 583.16 |
| #生活费收入                   | Per Capita Income Available for Living   | 685.32 | 1 387.27 | 1 544.30 | 1 826.07 | 2 336.54 |
| 国有单位职工工资                 | Wages of Staff and Workers in State-<br>Owned Units                                | 455.88 | 857.59   | 969.69   | 1 242.94 | 1 548.53 |
| 集体单位职工工资                 | Wages of Staff and Workers in Collective-<br>Owned Units                           | 113.52 | 170.39   | 177.89   | 209.50   | 230.24   |
| 职工从工作单位得到的其<br>他收入       | Other Income of Staff and Workers  | 44.88  | 99.11    | 116.90   | 133.00   | 178.51   |
| 个体经营劳动者收入                | Income of Individual Laborers  | 10.20  | 18.71    | 25.06    | 28.58    | 40.67    |
| 被聘用或留用的离退休人<br>员收入       | Reemployment Income of Retirees  | 4.56   | 15.51    | 15.94    | 20.81    | 26.82    |
| 其他就业者收入                  | Income of Other Employees  | 1.95   | 3.79     | 5.40     | 3.60     | 4.81     |
| 其他劳动收入                   | Part-Time Income   | 12.36  | 22.61    | 27.22    | 32.97    | 53.57    |
| 财产性收入                    | Interest, Dividends and Rent   | 3.74   | 15.60    | 19.72    | 30.53    | 45.80    |
| 转移性收入                    | Pensions, Subsidies, Donations and Other   | 65.88  | 250.01   | 274.40   | 237.44   | 325.75   |
| 特别收入                     | Special Income   | 35.95  | 69.46    | 80.86    | 92.16    | 108.08   |
| 平均每人消费性支出                | (元) Annual Living Expenditures Per Capita (yuan)                                   | 673.20 | 1 278.89 | 1 453.81 | 1 671.73 | 2 110.81 |
| #食 品                     | Food   | 351.72 | 693.77   | 782.50   | 884.82   | 1 058.20 |
| 衣 着                      | Clothing   | 98.04  | 170.90   | 199.64   | 240.60   | 300.61   |
| 日用品                      | Daily-Use Articles   | 71.88  | 129.66   | 139.83   | 161.98   | 246.54   |
| 文艺用品                     | Cultural and Recreational Activities   | 51.96  | 68.25    | 68.68    | 74.04    | 70.18    |
| 书报杂志                     | Books, Newspapers and Magazines  | 6.12   | 11.15    | 13.11    | 16.14    | 18.92    |
| 房 租                      | House Rent   | 6.48   | 9.43     | 10.66    | 14.33    | 22.00    |
| 水电费                      | Water and Electricity  | 6.84   | 19.81    | 24.16    | 28.58    | 38.26    |
| 煤气费                      | Gas  |        | 2.62     | 4.27     | 5.42     | 8.99     |

注：1. 本表至9-25表为城镇居民家庭收支抽样调查材料。

2. 生活费收入系指居民家庭全部收入中，扣除赡养、赠送支出及非家庭人口中的经常用饭人口所交的搭伙费后能用于安排家庭日常生活的实际收入。

3. 1986年以前是城市职工家庭的调查资料，从1986起调查资料包括了离退休职工家庭、个体劳动者家庭及其他非职工居民家庭和县城居民家庭。

a) Figures for table 9-6 to 9-25 are from sample survey of city staff and workers households.

b) Disposable income refers to the actual income of the surveyed households available for daily life, excluding financial support and gifts to others, and allowances received for help in compiling the survey.

c) Figures before 1986 are from sample survey of city staff and workers households. Since 1986, the sample includes households of retired staff and workers, individual laborers, other non-staff and non-workers, and Residents in county towns.

9-7 城镇居民家庭基本情况 (1993年)

| 项 目<br>Item  | 按 城 市 规 模 分 (Grouped by Size) |                            |                           |                           |
|--|-------------------------------|----------------------------|---------------------------|---------------------------|
|  | 全 国<br>All<br>Cities          | #特大城市<br>Largest<br>Cities | #大 城 市<br>Large<br>Cities | #中等城市<br>Medium<br>Cities |
| 调查户数 (户) Households Surveyed (households)                              | 35 390                        | 7 000                      | 4 600                     | 6 750                     |
| 比重 (%) Proportion (%)  | 100.00                        | 24.40                      | 16.03                     | 23.53                     |
| 平均每户家庭人口 (人) Average Persons per Household (persons)                   | 3.31                          | 3.17                       | 3.27                      | 3.31                      |
| 平均每户就业人口 (人) Average Employees per Household (persons)                 | 1.92                          | 1.89                       | 1.90                      | 1.93                      |
| 平均每户就业面 (%) Percentage of Employees per Household (%)                  | 58.00                         | 59.58                      | 58.10                     | 58.48                     |
| 平均每一就业者负担人<br>数(包括就业者本人)(人) (including the employee himself) (persons) | 1.72                          | 1.68                       | 1.72                      | 1.71                      |
| 平均每人全部年收入(元) Annual Income Per Capita (yuan)                           | 2 583.16                      | 3 181.47                   | 2 577.25                  | 2 538.08                  |
| 平均每人生活费收入(元) Per Capita Income Available for Living(yuan)              | 2 336.54                      | 2 967.59                   | 2 349.27                  | 2 286.73                  |
| 平均每人消费性支出(元) Annual Living Expenditures Per Capita (yuan)              | 2 110.81                      | 2 723.94                   | 2 137.48                  | 2 068.13                  |

9-8 城镇居民家庭平均每人全年  
消费性支出及构成 (1993年)

单位: 元

| 项 目<br>Item   | 总 平 均<br>Average | 最低收入户<br>Lowest<br>Income<br>(first decile) | # 困 难 户<br>First Five<br>Percent |
|---|------------------|---|----------------------------------|
| 消费性支出 Total Living Expenditures                       | 2 110.81         | 1 261.36                                    | 1 183.15                         |
| 食品 Food   | 1 058.20         | 744.58                                      | 700.33                           |
| #粮食 Grain   | 129.96           | 119.14                                      | 115.70                           |
| 肉禽及其制品 Meat, Poultry and Related Products             | 250.36           | 178.10                                      | 166.87                           |
| 蛋类 Eggs   | 47.07            | 35.46                                       | 32.92                            |
| 水产品 Aquatic Products                                  | 71.35            | 47.61                                       | 43.49                            |
| 奶及奶制品 Milk and Dairy Products                         | 19.76            | 10.18                                       | 9.00                             |
| 衣着 Clothing   | 300.61           | 142.50                                      | 127.01                           |
| #服装 Clothing  | 174.36           | 77.05                                       | 69.22                            |
| 家庭设备用品及服务 Household Facilities, Articles and Services | 184.96           | 66.51                                       | 60.00                            |
| #耐用消费品 Durable Consumer Goods                         | 105.80           | 28.67                                       | 26.25                            |
| 医疗保健 Medicine and Medical Services                    | 56.89            | 36.05                                       | 36.02                            |
| 交通通讯 Transportation and Communications                | 80.63            | 28.34                                       | 24.18                            |
| 娱乐教育文化服务 Recreation, Education and Cultural Services  | 194.01           | 113.29                                      | 101.43                           |
| #文娱用耐用消费品 Durable Consumer Goods for Recreational Use | 56.65            | 14.91                                       | 11.84                            |
| 居住 Residence  | 140.01           | 93.28                                       | 92.88                            |
| #住房 Housing   | 52.93            | 25.36                                       | 29.27                            |
| 杂项商品 Miscellaneous Commodities                        | 95.50            | 36.81                                       | 34.69                            |

## BASIC INDICATORS OF URBAN HOUSEHOLD INCOME AND EXPENDITURES (1993)

| of Cities)              |                         | 接收入等级分 (Grouped by Percentile of Households) |  |                                   |   |   |  |  |   |   |
|-------------------------|-------------------------|--|--|-----------------------------------|---|---|--|--|---|---|
| #小城市<br>Small<br>Cities | #县 城<br>County<br>Towns | 总 平 均<br>Total<br>Average                    | 最低收入户<br>Lowest<br>Income<br>(first<br>decile) | # 困难户<br>First<br>Five<br>Percent | 低收入户<br>Low<br>Income<br>(second<br>decile) | 中偏下户等<br>Medium-Low<br>Income<br>(second<br>quintile) | 中收入户等<br>Medium<br>Income<br>(third<br>quintile) | 中等偏上户<br>Medium-High<br>Income<br>(fourth<br>quintile) | 高收入户<br>High<br>Income<br>(ninth<br>decile) | 最高收入户<br>Highest<br>Income<br>(tenth<br>decile) |
| 2 700                   | 7 640                   | 35 390                                       | 3 539  | 1 852                             | 3 539                                       | 7 078   | 7 078  | 7 078  | 3 539                                       | 3 539   |
| 9.41                    | 26.63                   | 100.00                                       | 10.00  | 5.23                              | 10.00                                       | 20.00   | 20.00  | 20.00  | 10.00                                       | 10.00   |
| 3.30                    | 3.41                    | 3.31   | 3.79   | 3.84                              | 3.62  | 3.46  | 3.31   | 3.16   | 3.05  | 2.82  |
| 1.98                    | 1.91                    | 1.92   | 1.73   | 1.69                              | 1.89  | 1.92  | 1.96   | 1.96   | 1.97  | 1.88  |
| 59.98                   | 56.02                   | 57.83  | 45.62  | 43.92                             | 52.10                                       | 55.56   | 59.31  | 62.15  | 64.60                                       | 66.67   |
| 1.67                    | 1.79                    | 1.73   | 2.19   | 2.28                              | 1.92  | 1.80  | 1.69   | 1.61   | 1.55  | 1.50  |
| 3 050.33                | 2 171.78                | 2 583.16                                     | 1 359.87                                       | 1 239.35                          | 1 718.63                                    | 2 041.67  | 2 453.88   | 2 985.88   | 3 626.66                                    | 4 905.77  |
| 2 756.24                | 1 916.33                | 2 336.54                                     | 1 180.27                                       | 1 059.22                          | 1 529.08                                    | 1 841.03  | 2 222.02   | 2 708.76   | 3 299.12                                    | 4 502.02  |
| 2 467.68                | 1 726.34                | 2 110.81                                     | 1 261.36                                       | 1 183.15                          | 1 528.68                                    | 1 770.17  | 2 055.72   | 2 404.13   | 2 810.32                                    | 3 533.49  |

## URBAN HOUSEHOLD ANNUAL LIVING EXPENDITURES PER CAPITA BY PERCENTILE OF HOUSEHOLDS (1993)

(yuan)

| 低 收 入 户<br>Low<br>Income<br>(second decile) | 中 等 偏 下 户<br>Medium-Low<br>Income<br>(second quintile) | 中 等 收 入 户<br>Medium<br>Income<br>(third quintile) | 中 等 偏 上 户<br>Medium-High<br>Income<br>(fourth quintile) | 高 收 入 户<br>High<br>Income<br>(ninth decile) | 最 高 收 入 户<br>Highest<br>Income<br>(tenth decile) |
|---|--|---|---|---|--|
| 1 528.68                                    | 1 770.17   | 2 055.72  | 2 404.13  | 2 810.32                                    | 3 533.49   |
| 869.27                                      | 957.57   | 1 064.65  | 1 169.40  | 1 284.57                                    | 1 464.65   |
| 124.77                                      | 126.40   | 128.97  | 132.57  | 141.60                                      | 145.10   |
| 207.39                                      | 229.62   | 252.69  | 278.41  | 303.92                                      | 329.23   |
| 39.97                                       | 43.34  | 47.60   | 51.22   | 56.54                                       | 60.39  |
| 57.16                                       | 63.09  | 71.77   | 80.17   | 88.13                                       | 101.84   |
| 14.07                                       | 16.56  | 20.27   | 23.68   | 26.72                                       | 30.42  |
| 195.79                                      | 246.43   | 303.32  | 367.20  | 418.16                                      | 492.62   |
| 107.55                                      | 138.77   | 175.33  | 214.99  | 249.42                                      | 299.25   |
| 94.42                                       | 120.06   | 163.10  | 220.27  | 314.16                                      | 446.75   |
| 47.85                                       | 60.19  | 87.86   | 126.03  | 195.93                                      | 289.41   |
| 41.92                                       | 50.09  | 53.59   | 61.52   | 74.58                                       | 100.34   |
| 35.69                                       | 51.04  | 68.72   | 99.60   | 127.27                                      | 212.16   |
| 136.40                                      | 158.43   | 182.91  | 221.37  | 256.21                                      | 356.23   |
| 23.33                                       | 33.02  | 44.97   | 69.90   | 94.72                                       | 167.66   |
| 103.74                                      | 119.33   | 132.98  | 150.50  | 187.61                                      | 240.87   |
| 29.46                                       | 39.00  | 45.28   | 57.30   | 83.37                                       | 128.04   |
| 51.45                                       | 67.21  | 86.45   | 114.26  | 147.76                                      | 219.88   |



9-9 城镇居民家庭平均每人全年购买的主要商品数量  
URBAN HOUSEHOLD ANNUAL PER CAPITA PURCHASES OF MAJOR COMMODITIES

| 项 目        | Item                      | 1985   | 1989   | 1990   | 1991   | 1992   | 1993   |
|------------|---------------------------|--------|--------|--------|--------|--------|--------|
| 粮 食 (千克)   | Grain (kg)                | 134.76 | 133.94 | 130.72 | 127.93 | 111.50 | 97.78  |
| 鲜 菜 (千克)   | Fresh Vegetables (kg)     | 144.36 | 144.56 | 138.70 | 132.18 | 124.91 | 120.64 |
| 食用植物油 (千克) | Edible Vegetable Oil (kg) | 5.76   | 6.16   | 6.40   | 6.93   | 6.65   | 7.14   |
| 猪 肉 (千克)   | Pork (kg)                 | 16.68  | 17.53  | 18.46  | 18.86  | 17.70  | 17.40  |
| 牛 羊 肉 (千克) | Beef and Mutton (kg)      | 2.04   | 2.73   | 3.28   | 3.34   | 3.71   | 3.36   |
| 家 禽 (千克)   | Poultry (kg)              | 3.24   | 3.65   | 3.42   | 4.40   | 5.08   | 3.70   |
| 鲜 蛋 (千克)   | Fresh Eggs (kg)           | 6.84   | 7.05   | 7.25   | 8.26   | 9.45   | 8.86   |
| 水 产 品 (千克) | Aquatic Products (kg)     | 7.08   | 7.61   | 7.69   | 8.02   | 8.19   | 8.02   |
| 食 糖 (千克)   | Sugar (kg)                | 2.52   | 2.38   | 2.14   | 1.80   | 1.85   | 1.77   |
| 卷 烟 (盒)    | Cigarettes (packs)        | 36.12  | 34.24  | 35.12  | 34.69  | 33.03  | 32.23  |
| 酒 (千克)     | Liquor (kg)               | 7.80   | 9.00   | 9.25   | 9.25   | 9.85   | 9.71   |
| 棉 布 (米)    | Cotton Cloth (m)          | 2.61   | 1.54   | 1.33   | 0.97   | 0.69   | 0.66   |
| 化 纤 布 (米)  | Chemical Fiber Cloth (m)  | 1.47   | 1.45   | 1.46   | 1.53   | 1.32   | 1.18   |
| 呢 绒 (米)    | Woolen Fabric (m)         | 0.36   | 0.24   | 0.26   | 0.28   | 0.21   | 0.20   |
| 绸 缎 (米)    | Silk and Satin (m)        | 0.50   | 0.40   | 0.41   | 0.35   | 0.27   | 0.24   |
| 皮 鞋 (双)    | Leather Shoes (pairs)     | 0.55   | 0.55   | 0.61   | 0.69   | 0.69   | 0.75   |
| 煤 炭 (千克)   | Coal (kg)                 | 270.57 | 217.53 | 206.04 | 195.37 | 164.69 | 135.99 |

9-10 城镇居民家庭平均每百户年底耐用消费品拥有量  
URBAN HOUSEHOLD YEAR-END OWNERSHIP OF MAJOR DURABLE  
CONSUMER GOODS PER 100 HOUSEHOLDS

| 项 目        | Item                            | 1985   | 1989   | 1990   | 1991   | 1992   | 1993   |
|------------|---------------------------------|--------|--------|--------|--------|--------|--------|
| 呢 大 衣 (件)  | Woolen Coats                    | 116.20 | 160.28 | 169.98 | 171.24 | 194.22 | 204.11 |
| 毛料服装 (件)   | Woolen Clothing                 | 282.55 | 347.71 | 354.20 | 342.79 |        |        |
| 毛 毯 (条)    | Woolen Blankets                 | 86.79  | 118.72 | 123.82 | 126.37 | 136.03 | 140.78 |
| 大 衣 柜 (个)  | Wardrobes                       | 102.08 | 100.21 | 99.85  | 95.24  | 92.68  | 92.46  |
| 沙 发 (个)    | Sofas                           | 131.49 | 149.98 | 157.30 | 158.96 | 178.81 | 189.59 |
| 写 字 台 (张)  | Writing Desks                   | 80.06  | 85.96  | 87.23  | 86.97  | 88.71  | 89.85  |
| 组合家具 (套)   | Combined Furniture              | 4.29   | 16.08  | 19.29  | 25.80  | 30.92  | 34.05  |
| 沙 发 床 (个)  | Soft Beds                       | 5.53   | 14.46  | 16.45  | 19.10  | 24.62  | 28.39  |
| 自 行 车 (辆)  | Bicycles                        | 152.27 | 184.68 | 188.59 | 158.51 | 190.48 | 197.16 |
| 缝 纫 机 (台)  | Sewing Machines                 | 70.82  | 70.35  | 70.14  | 66.43  | 65.92  | 66.58  |
| 电 风 扇 (台)  | Electric Fans                   | 73.91  | 128.68 | 135.50 | 143.48 | 146.03 | 151.64 |
| 洗 衣 机 (台)  | Washing Machines                | 48.29  | 76.21  | 78.41  | 80.58  | 83.41  | 86.36  |
| 电 冰 箱 (台)  | Refrigerators                   | 6.58   | 36.47  | 42.33  | 48.70  | 52.60  | 56.68  |
| 彩色电视机 (台)  | Color Television Sets           | 17.21  | 51.47  | 59.04  | 68.41  | 74.87  | 79.46  |
| 黑白电视机 (台)  | Black and White Television Sets | 66.86  | 55.71  | 52.36  | 43.93  | 37.71  | 35.92  |
| 立体声收录机 (台) | Stereo Recorders                | 18.88  | 34.89  | 35.51  | 35.64  | 33.90  | 34.03  |
| 普通收录机 (台)  | Ordinary Recorders              | 22.28  | 32.18  | 34.24  | 34.70  | 39.69  | 41.50  |
| 照 相 机 (架)  | Cameras                         | 8.52   | 17.27  | 19.22  | 21.32  | 24.32  | 26.48  |

9-11 按收入等级分的城镇居民家庭平均每人全年购买商品数量 (1993年)  
 URBAN HOUSEHOLD ANNUAL PER CAPITA PURCHASES OF MAJOR COMMODITIES  
 BY PERCENTILE OF HOUSEHOLDS (1993)

| 项 目 Item                                      | 总平均<br>Average | 最低收<br>入 户<br>Lowest<br>Income<br>(first<br>decile) | #困难户<br>First<br>Five<br>Percent | 低 收<br>入 户<br>Low<br>Income<br>(second<br>decile) | 中 等<br>偏 下 户<br>Medium-<br>Low<br>Income<br>(second<br>quintile) | 中 等<br>收 入 户<br>Medium<br>Income<br>(third<br>quintile) | 中 等<br>偏 上 户<br>Medium-<br>High<br>Income<br>(fourth<br>quintile) | 高 收<br>入 户<br>High<br>Income<br>(ninth<br>decile) | 最 高<br>收 入 户<br>Highest<br>Income<br>(tenth<br>decile) |
|---|----------------|---|----------------------------------|---|--|---|---|---|--|
| 淀粉及薯类 Starches and Tubers                     |                |   |                                  |   |  |   |   |   |  |
| (千克) (kg)                                     | 13.64          | 12.87   | 12.58                            | 13.45   | 13.40  | 13.39   | 13.30   | 14.77   | 15.49  |
| 大豆(千克) Soybeans (kg)                          | 0.24           | 0.21  | 0.20                             | 0.22  | 0.22   | 0.21  | 0.24  | 0.27  | 0.35   |
| 豆腐(千克) Bean Curd (kg)                         | 6.26           | 5.29  | 5.14                             | 5.92  | 5.84   | 6.09  | 6.61  | 7.12  | 7.81   |
| 食用植物油 Edible Vegetable Oil(kg)                | 7.14           | 6.31  | 6.01                             | 6.61  | 6.96   | 7.03  | 7.41  | 7.83  | 8.27   |
| 食用动物油 Edible Animal Oil                       |                |   |                                  |   |  |   |   |   |  |
| (千克) (kg)                                     | 0.63           | 0.59  | 0.59                             | 0.71  | 0.62   | 0.64  | 0.62  | 0.65  | 0.61   |
| 猪肉(千克) Pork (kg)                              | 17.40          | 14.23   | 13.52                            | 15.50   | 16.19  | 17.20   | 18.84   | 20.10   | 21.66  |
| 牛肉(千克) Beef (kg)                              | 2.08           | 1.56  | 1.54                             | 1.78  | 1.99   | 2.14  | 2.23  | 2.42  | 2.61   |
| 羊肉(千克) Mutton (kg)                            | 1.28           | 0.83  | 0.74                             | 1.02  | 1.31   | 1.36  | 1.30  | 1.46  | 1.71   |
| 家禽(千克) Poultry (kg)                           | 3.70           | 2.40  | 2.28                             | 2.93  | 3.26   | 3.82  | 4.26  | 4.63  | 5.10   |
| 鲜蛋(千克) Fresh Eggs (kg)                        | 8.86           | 6.79  | 6.58                             | 7.54  | 8.26   | 8.90  | 9.61  | 10.55   | 11.22  |
| 鱼(千克) Fish (kg)                               | 3.64           | 2.70  | 2.51                             | 3.13  | 3.36   | 3.65  | 4.07  | 4.34  | 4.56   |
| 虾(千克) Shrimp (kg)                             | 0.59           | 0.40  | 0.41                             | 0.48  | 0.53   | 0.58  | 0.67  | 0.74  | 0.87   |
| 鲜菜(千克) Fresh Vegetables(kg)                   | 120.64         | 105.07  | 101.94                           | 111.28  | 114.28   | 118.71  | 127.51  | 136.58  | 143.75   |
| 食糖(千克) Sugar (kg)                             | 1.77           | 1.51  | 1.44                             | 1.70  | 1.71   | 1.74  | 1.79  | 1.96  | 2.14   |
| 糖果(千克) Candy (kg)                             | 0.69           | 0.41  | 0.38                             | 0.51  | 0.59   | 0.65  | 0.79  | 0.89  | 1.21   |
| 卷烟(盒) Cigarettes (packs)                      | 32.23          | 24.30   | 23.15                            | 28.27   | 29.98  | 32.81   | 34.28   | 36.97   | 43.22  |
| 白酒(千克) Liquor (kg)                            | 2.93           | 2.67  | 2.40                             | 2.72  | 2.68   | 2.85  | 3.06  | 3.35  | 3.71   |
| 果酒(千克) Fruit Wine (kg)                        | 0.16           | 0.10  | 0.10                             | 0.12  | 0.14   | 0.16  | 0.18  | 0.21  | 0.22   |
| 啤酒(千克) Beer (kg)                              | 5.73           | 3.62  | 3.26                             | 4.53  | 5.12   | 5.62  | 6.37  | 7.45  | 8.49   |
| 其他酒(千克) Other Liquor (kg)                     | 0.89           | 0.79  | 0.90                             | 0.75  | 0.82   | 0.89  | 0.98  | 0.92  | 1.17   |
| 鲜瓜果(千克) Fresh Melons and Fruits (kg)          | 38.85          | 24.65   | 21.63                            | 30.84   | 34.81  | 40.26   | 44.58   | 48.54   | 52.51  |
| 糕点(千克) Cake (kg)                              | 3.87           | 1.98  | 1.80                             | 2.44  | 2.82   | 6.68  | 3.74  | 3.92  | 4.47   |
| 鲜乳品(千克) Fresh Dairy Products (kg)             | 5.38           | 2.91  | 2.64                             | 3.98  | 4.48   | 5.26  | 6.50  | 7.43  | 8.25   |
| 奶粉(千克) Milk Powder (kg)                       | 0.42           | 0.22  | 0.19                             | 0.31  | 0.36   | 0.49  | 0.48  | 0.54  | 0.62   |
| 酸奶(千克) Sour Cream (kg)                        | 0.32           | 0.12  | 0.11                             | 0.20  | 0.28   | 0.33  | 0.43  | 0.43  | 0.48   |
| 男士服装(件) Men's Clothing (piece)                | 1.84           | 1.07  | 0.99                             | 1.37  | 1.61   | 1.83  | 2.26  | 2.37  | 2.57   |
| 女士服装(件) Women's Clothing (piece)              | 2.32           | 1.24  | 1.15                             | 1.65  | 2.10   | 2.36  | 2.76  | 3.00  | 3.38   |
| 儿童服装(件) Children's Clothing (piece)           | 1.06           | 0.92  | 1.21                             | 0.79  | 0.94   | 1.14  | 1.18  | 1.18  | 1.27   |
| 棉布(米) Cotton Cloth (m)                        | 0.66           | 0.41  | 0.39                             | 0.53  | 0.58   | 0.66  | 0.70  | 0.83  | 1.13   |
| 棉花化纤混纺 Cotton/Chemical Fabric Blend Cloth (m) | 0.24           | 0.13  | 0.14                             | 0.19  | 0.20   | 0.24  | 0.26  | 0.33  | 0.37   |
| 化纤布(米) Chemical Fiber Cloth (m)               | 1.18           | 0.65  | 0.58                             | 0.87  | 1.04   | 1.17  | 1.39  | 1.54  | 1.83   |
| 呢绒(米) Woolen Fabric (m)                       | 0.20           | 0.08  | 0.08                             | 0.12  | 0.16   | 0.20  | 0.26  | 0.31  | 0.35   |
| 绸缎(米) Silk and Satins (m)                     | 0.24           | 0.12  | 0.11                             | 0.13  | 0.19   | 0.23  | 0.31  | 0.36  | 0.46   |
| 毛线(千克) Knitting Wool (kg)                     | 0.40           | 0.22  | 0.20                             | 0.30  | 0.36   | 0.42  | 0.48  | 0.48  | 0.55   |
| 皮鞋(双) Leather Shoes(pairs)                    | 0.75           | 0.44  | 0.43                             | 0.57  | 0.68   | 0.79  | 0.89  | 0.95  | 1.02   |
| 布鞋(双) Cloth Shoes (pairs)                     | 0.38           | 0.35  | 0.33                             | 0.35  | 0.38   | 0.36  | 0.39  | 0.43  | 0.41   |
| 其他鞋(双) Other Shoes (pairs)                    | 1.40           | 1.01  | 0.90                             | 1.19  | 1.33   | 1.44  | 1.57  | 1.56  | 1.67   |

## 9-12 按收入等级分的城镇居民家庭平均每百户年底耐用消费品拥有量 (1993年)

URBAN HOUSEHOLD YEAR-END POSSESSION OF DURABLE CONSUMER  
GOODS PER 100 HOUSEHOLDS BY PERCENTILE OF HOUSEHOLDS (1993)

| 项 目 Item   | 总平均<br>Average | 最低收<br>入 户<br>Lowest<br>Income<br>(first<br>decile) | #困难户<br>First<br>Five<br>Percent | 低 收<br>入 户<br>Low<br>Income<br>(second<br>decile) | 中 等<br>偏 下 户<br>Medium-<br>Low<br>Income<br>(second<br>quintile) | 中 等<br>收 入 户<br>Medium<br>Income<br>(third<br>quintile) | 中 等<br>偏 上 户<br>Medium-<br>High<br>Income<br>(fourth<br>quintile) | 高 收<br>入 户<br>High<br>Income<br>(ninth<br>decile) | 最 高<br>收 入 户<br>Highest<br>Income<br>(tenth<br>decile) |
|--|----------------|---|----------------------------------|---|--|---|---|---|--|
|  |                |   |                                  |   |  |   |   |   |  |
| 呢大衣 (件) Woolen Coats   | 204.11         | 154.14  | 150.38                           | 174.68  | 188.81   | 206.69  | 222.85  | 231.02  | 244.56   |
| 毛毯 (条) Woolen Blankets                                       | 140.78         | 107.50  | 102.64                           | 117.65  | 132.85   | 141.53  | 152.72  | 159.03  | 169.42   |
| 地毯 (平方米) Carpets (sq.m)                                      | 109.85         | 65.66   | 65.18                            | 76.46   | 87.08  | 102.93  | 123.42  | 149.36  | 180.20   |
| 组合家具 (套) Combined Furni-<br>ture (sets)                      | 34.05          | 23.55   | 22.68                            | 29.60   | 32.38  | 33.99   | 37.96   | 38.60   | 40.09  |
| 沙发床 (个) Soft Beds  | 28.39          | 17.91   | 18.20                            | 22.29   | 23.58  | 28.93   | 34.06   | 33.94   | 36.54  |
| 沙 发 (个) Sofas  | 189.59         | 139.28  | 133.65                           | 152.22  | 173.91   | 188.72  | 210.07  | 219.83  | 239.23   |
| 大衣柜 (个) Wardrobes  | 92.46          | 85.52   | 84.00                            | 87.60   | 89.50  | 92.21   | 95.59   | 97.59   | 99.28  |
| 写字台 (张) Writing Desks  | 89.85          | 76.43   | 75.11                            | 83.09   | 85.60  | 89.65   | 93.94   | 98.34   | 102.31   |
| 摩托车 (辆) Motorcycles  | 3.53           | 2.87  | 3.02                             | 2.62  | 2.81   | 3.10  | 3.52  | 4.61  | 6.33   |
| 自行车 (辆) Bicycles   | 197.16         | 180.59  | 176.84                           | 188.49  | 195.15   | 199.80  | 201.77  | 205.96  | 203.11   |
| 家用三轮车 (辆) Tricycles  | 2.22           | 2.87  | 2.84                             | 2.89  | 2.19   | 1.99  | 1.92  | 2.04  | 2.19   |
| 缝纫机 (台) Sewing Machines                                      | 66.58          | 64.31   | 62.63                            | 73.25   | 64.94  | 63.50   | 66.78   | 68.18   | 69.59  |
| 洗衣机 (台) Washing Machines                                     | 86.36          | 74.00   | 71.87                            | 78.91   | 83.28  | 87.25   | 90.65   | 92.45   | 95.86  |
| 电风扇 (台) Electric Fans  | 151.64         | 129.44  | 124.32                           | 138.29  | 146.86   | 151.42  | 159.55  | 165.20  | 167.81   |
| 电冰箱 (台) Refrigerators  | 56.68          | 39.09   | 36.95                            | 43.27   | 50.84  | 58.06   | 63.70   | 66.91   | 72.35  |
| 冰 柜 (台) Freezers   | 1.62           | 1.29  | 1.17                             | 0.76  | 1.58   | 1.65  | 1.59  | 2.17  | 2.30   |
| 彩色电视机 (台) Color TV Sets                                      | 79.46          | 58.16   | 53.95                            | 66.72   | 75.26  | 80.71   | 86.52   | 90.70   | 94.03  |
| 黑白电视机 (台) Black/White TV<br>Sets                             | 35.92          | 48.76   | 51.14                            | 43.02   | 37.45  | 34.75   | 31.52   | 29.83   | 30.16  |
| 录像像机 (台) Videorecorders                                      | 12.18          | 6.33  | 5.72                             | 8.77  | 10.36  | 11.38   | 14.21   | 15.14   | 19.66  |
| 游戏机 (台) Computer Games                                       | 15.35          | 8.45  | 7.63                             | 10.84   | 14.46  | 15.49   | 17.89   | 18.59   | 19.97  |
| 组合音响 (套) Hi-Fi Systems                                       | 5.69           | 3.10  | 3.15                             | 2.94  | 3.65   | 5.37  | 6.85  | 8.39  | 10.70  |
| 立体声收录机(台)Stereo Recorders                                    | 34.03          | 25.30   | 22.16                            | 27.09   | 32.79  | 35.63   | 36.93   | 39.10   | 38.13  |
| 普通收录机(台)Ordinary Recorders                                   | 41.50          | 37.95   | 37.11                            | 38.07   | 39.88  | 40.62   | 42.96   | 44.78   | 47.27  |
| 照相机 (架) Cameras  | 26.48          | 14.20   | 12.60                            | 17.10   | 21.16  | 26.31   | 31.11   | 35.63   | 40.65  |
| 钢 琴 (架) Pianos   | 0.55           | 0.23  | 0.08                             | 0.16  | 0.43   | 0.51  | 0.71  | 0.95  | 0.84   |
| 中高档乐器 (件) Other Medium and<br>High Grade Musical Instruments | 8.62           | 4.49  | 3.75                             | 4.97  | 6.77   | 9.20  | 11.36   | 9.53  | 12.54  |
| 家用冷暖风机(台)Air conditioners<br>and Heaters Machines            | 2.60           | 1.11  | 1.21                             | 1.31  | 2.10   | 2.50  | 3.11  | 3.08  | 5.13   |
| 空调器 (台) Air Conditioners                                     | 2.33           | 0.98  | 1.17                             | 0.84  | 1.43   | 1.75  | 3.01  | 3.24  | 5.87   |
| 电炊具 (台) Electric Cooking<br>Appliances                       | 66.72          | 47.18   | 44.97                            | 55.40   | 61.84  | 68.90   | 70.85   | 77.52   | 83.94  |
| 淋浴热水器 (台) Showers  | 17.74          | 7.58  | 7.48                             | 10.48   | 12.96  | 17.08   | 21.96   | 25.30   | 30.08  |
| 排油烟机 (台) Range Hoods   | 20.07          | 9.45  | 8.68                             | 13.24   | 15.65  | 19.55   | 24.19   | 27.32   | 31.88  |
| 吸尘器 (台) Vacuum Cleaners                                      | 7.49           | 2.40  | 2.20                             | 4.33  | 5.66   | 7.59  | 9.29  | 10.37   | 12.73  |

## 9-13 各地区城镇居民平均每人全年家庭收入来源 (1993年)

## URBAN HOUSEHOLD ANNUAL PER CAPITA SOURCES OF INCOME BY REGION (1993)

单位: 元

(yuan)

| 地 区<br>Region        | 可 支 配 入<br>Disposable<br>Income | 实际收入<br>Real<br>Income | 实际收入   |   |   |  |   |          | 转移收入<br>Transfer<br>Income |
|----------------------|---------------------------------|------------------------|--|---|---|--|---|----------|----------------------------|
|                      |                                 |                        | # 生活费<br>收 入<br>Annual<br>Income<br>Available<br>for<br>Living | 国有单位<br>职工工资<br>Wages<br>of State<br>-Owned<br>Staff &<br>Workers | 集体单位<br>职工工资<br>Wages<br>of Collec-<br>tive-Owned<br>Staff &<br>Workers | 其他经济<br>类型单位职<br>工全部工资<br>Wages<br>of Other<br>Ownership<br>Staff &<br>Workers | 职工从单<br>位得到的<br>其他收入<br>Other Income<br>of Staff &<br>Workers<br>from Units |          |                            |
| 全 国 National         | 2 577.44                        | 2 583.16               | 2 336.54   | 1 548.53  | 230.24  | 20.39  | 178.51  | 428.66   |                            |
| 北 京 Beijing          | 3 546.78                        | 3 547.78               | 3 296.00   | 2 120.31  | 167.32  | 39.83  | 411.21  | 608.31   |                            |
| 天 津 Tianjin          | 2 769.26                        | 2 769.46               | 2 579.06   | 1 624.11  | 150.50  | 19.90  | 191.84  | 627.77   |                            |
| 河 北 Hebei            | 2 334.32                        | 2 339.03               | 2 114.79   | 1 584.92  | 167.99  | 2.37   | 166.91  | 302.11   |                            |
| 山 西 Shanxi           | 1 957.48                        | 1 958.18               | 1 714.87   | 1 309.05  | 133.15  | 2.51   | 105.86  | 322.15   |                            |
| 内 蒙 古 Inner Mongolia | 1 893.17                        | 1 901.69               | 1 712.06   | 1 258.65  | 129.68  | 1.30   | 132.10  | 251.38   |                            |
| 辽 宁 Liaoning         | 2 314.22                        | 2 314.42               | 2 065.01   | 1 240.40  | 366.21  | 19.28  | 152.96  | 413.06   |                            |
| 吉 林 Jilin            | 1 953.10                        | 1 957.43               | 1 761.04   | 1 195.20  | 195.80  | 3.00   | 141.88  | 299.76   |                            |
| 黑 龙 江 Heilongjiang   | 1 959.61                        | 1 961.21               | 1 745.51   | 1 190.37  | 167.48  | 0.19   | 129.95  | 326.56   |                            |
| 上 海 Shanghai         | 4 297.33                        | 4 297.40               | 4 057.42   | 2 112.37  | 294.50  | 123.26   | 252.10  | 1 157.03 |                            |
| 江 苏 Jiangsu          | 2 773.77                        | 2 776.36               | 2 525.80   | 1 488.76  | 427.02  | 23.83  | 165.56  | 534.81   |                            |
| 浙 江 Zhejiang         | 3 625.99                        | 3 627.09               | 3 370.92   | 1 887.61  | 490.10  | 39.65  | 251.59  | 581.74   |                            |
| 安 徽 Anhui            | 2 247.94                        | 2 249.34               | 2 025.74   | 1 343.10  | 329.33  | 3.00   | 130.72  | 306.03   |                            |
| 福 建 Fujian           | 2 839.23                        | 2 845.10               | 2 525.25   | 1 505.11  | 339.38  | 47.13  | 143.90  | 503.77   |                            |
| 江 西 Jiangxi          | 1 918.82                        | 1 921.60               | 1 725.99   | 1 189.58  | 144.21  | 0.08   | 149.09  | 306.83   |                            |
| 山 东 Shandong         | 2 515.11                        | 2 517.46               | 2 338.00   | 1 654.48  | 259.93  | 4.95   | 154.13  | 343.35   |                            |
| 河 南 Henan            | 1 962.75                        | 1 963.87               | 1 792.88   | 1 287.22  | 149.06  | 1.40   | 129.92  | 305.91   |                            |
| 湖 北 Hubei            | 2 450.25                        | 2 453.49               | 2 191.16   | 1 604.69  | 175.78  | 5.86   | 191.70  | 351.89   |                            |
| 湖 南 Hunan            | 2 687.80                        | 2 695.63               | 2 311.55   | 1 654.72  | 198.55  | 0.00   | 228.16  | 435.35   |                            |
| 广 东 Guangdong        | 4 632.37                        | 4 640.61               | 4 277.23   | 2 356.35  | 607.75  | 129.14   | 333.09  | 664.27   |                            |
| 广 西 Guangxi          | 2 895.33                        | 2 910.64               | 2 611.76   | 1 979.11  | 152.17  | 18.25  | 217.21  | 306.23   |                            |
| 海 南 Hainan           | 3 071.63                        | 3 095.95               | 2 774.35   | 2 068.76  | 100.15  | 3.94   | 101.40  | 497.77   |                            |
| 四 川 Sichuan          | 2 420.68                        | 2 428.46               | 2 179.20   | 1 398.37  | 218.98  | 3.02   | 217.91  | 426.85   |                            |
| 贵 州 Guizhou          | 2 312.80                        | 2 325.06               | 2 006.53   | 1 397.65  | 88.15   | 1.32   | 244.30  | 465.82   |                            |
| 云 南 Yunnan           | 2 652.90                        | 2 692.09               | 2 375.66   | 1 682.55  | 198.55  | 1.27   | 261.67  | 422.63   |                            |
| 西 藏 Tibet            |                                 |                        |  |   |   |  |   |          |                            |
| 陕 西 Shaanxi          | 2 101.69                        | 2 102.79               | 1 920.00   | 1 370.58  | 96.31   | 2.74   | 104.54  | 415.98   |                            |
| 甘 肃 Gansu            | 2 002.50                        | 2 004.28               | 1 839.37   | 1 398.22  | 119.41  | 0.59   | 87.77   | 340.33   |                            |
| 青 海 Qinghai          | 2 127.31                        | 2 129.87               | 1 917.63   | 1 468.08  | 102.62  | 0.00   | 147.09  | 332.27   |                            |
| 宁 夏 Ningxia          | 2 170.61                        | 2 176.11               | 1 906.87   | 1 541.69  | 165.44  | 0.03   | 93.39   | 275.90   |                            |
| 新 疆 Xinjiang         | 2 422.97                        | 2 433.72               | 2 215.32   | 1 666.49  | 84.12   | 13.07  | 102.26  | 378.44   |                            |

9-14 各地区城镇居民家庭平均每人全年生活费支出 (1993年)

单位: 元

| 地 区<br>Region        | 生活消费支出<br>Living Expenditures | 食 品<br>Food | 粮 食    | 淀粉及薯类               | 干豆类及豆制品                 | 油 脂 类        | 肉 禽 及 制 品                          |
|----------------------|-------------------------------|-------------|--------|---------------------|-------------------------|--------------|------------------------------------|
|                      |                               |             | Grain  | Starches and Tubers | Beans and Bean Products | Oil and Fats | Meat, Poultry and Related Products |
| 全 国 National         | 2 110.81                      | 1 058.20    | 129.96 | 11.05               | 18.96                   | 41.29        | 250.36                             |
| 北 京 Beijing          | 2 939.60                      | 1 404.66    | 122.65 | 11.99               | 21.08                   | 40.13        | 322.09                             |
| 天 津 Tianjin          | 2 322.19                      | 1 268.32    | 126.00 | 15.86               | 23.01                   | 50.30        | 260.30                             |
| 河 北 Hebei            | 1 897.94                      | 872.88      | 112.72 | 9.79                | 13.78                   | 45.06        | 169.86                             |
| 山 西 Shanxi           | 1 559.68                      | 759.67      | 142.16 | 14.07               | 17.77                   | 37.48        | 122.40                             |
| 内 蒙 古 Inner Mongolia | 1 584.84                      | 693.25      | 108.62 | 12.17               | 10.25                   | 23.86        | 148.61                             |
| 辽 宁 Liaoning         | 1 976.56                      | 997.33      | 124.93 | 12.90               | 19.92                   | 32.75        | 200.78                             |
| 吉 林 Jilin            | 1 595.95                      | 780.27      | 108.96 | 14.57               | 24.12                   | 27.08        | 172.03                             |
| 黑 龙 江 Heilongjiang   | 1 660.13                      | 816.21      | 115.68 | 14.25               | 19.51                   | 35.12        | 163.46                             |
| 上 海 Shanghai         | 3 530.07                      | 1 867.90    | 133.79 | 12.80               | 35.37                   | 56.18        | 408.99                             |
| 江 苏 Jiangsu          | 2 310.51                      | 1 141.36    | 125.19 | 12.42               | 28.28                   | 44.11        | 273.19                             |
| 浙 江 Zhejiang         | 2 855.92                      | 1 411.66    | 127.37 | 10.41               | 31.83                   | 32.73        | 290.79                             |
| 安 徽 Anhui            | 1 846.14                      | 1 003.53    | 140.85 | 7.61                | 25.08                   | 46.32        | 239.47                             |
| 福 建 Fujian           | 2 340.57                      | 1 366.33    | 175.54 | 6.66                | 18.18                   | 45.83        | 337.04                             |
| 江 西 Jiangxi          | 1 577.18                      | 865.46      | 122.27 | 6.86                | 24.52                   | 49.34        | 223.23                             |
| 山 东 Shandong         | 1 946.83                      | 895.77      | 105.23 | 9.67                | 13.86                   | 31.02        | 180.52                             |
| 河 南 Henan            | 1 609.24                      | 798.78      | 155.79 | 11.74               | 15.58                   | 32.63        | 153.14                             |
| 湖 北 Hubei            | 2 047.89                      | 941.54      | 112.02 | 8.38                | 20.03                   | 41.60        | 205.18                             |
| 湖 南 Hunan            | 2 086.95                      | 977.55      | 118.91 | 7.19                | 19.50                   | 42.53        | 256.26                             |
| 广 东 Guangdong        | 3 777.43                      | 1 847.33    | 174.73 | 8.22                | 17.68                   | 58.25        | 581.13                             |
| 广 西 Guangxi          | 2 303.03                      | 1 236.20    | 130.14 | 7.62                | 20.36                   | 44.49        | 442.38                             |
| 海 南 Hainan           | 2 403.81                      | 1 486.54    | 145.81 | 5.35                | 8.90                    | 38.92        | 488.52                             |
| 四 川 Sichuan          | 2 034.00                      | 1 059.26    | 127.77 | 12.67               | 15.60                   | 51.82        | 300.12                             |
| 贵 州 Guizhou          | 1 876.24                      | 1 019.15    | 126.21 | 6.87                | 20.09                   | 44.22        | 282.01                             |
| 云 南 Yunnan           | 2 186.30                      | 1 066.99    | 131.78 | 10.54               | 17.99                   | 50.14        | 268.85                             |
| 西 藏 Tibet            |                               |             |        |                     |                         |              |                                    |
| 陕 西 Shaanxi          | 1 714.01                      | 821.61      | 128.58 | 11.60               | 16.84                   | 39.43        | 146.92                             |
| 甘 肃 Gansu            | 1 679.74                      | 851.71      | 122.90 | 13.87               | 9.87                    | 34.71        | 157.39                             |
| 青 海 Qinghai          | 1 869.60                      | 970.45      | 162.18 | 15.16               | 7.04                    | 36.20        | 190.98                             |
| 宁 夏 Ningxia          | 1 877.41                      | 816.32      | 131.26 | 13.15               | 13.83                   | 44.89        | 162.32                             |
| 新 疆 Xinjiang         | 1 834.72                      | 907.34      | 132.45 | 8.89                | 9.18                    | 45.73        | 256.11                             |

URBAN HOUSEHOLD ANNUAL PER CAPITA LIVING EXPENDITURES BY REGION (1993)

(yuan)

| 蛋 类<br>Eggs | 水产品类<br>Aquatic<br>Products | 菜 类<br>Vegetables | 调 味 品<br>Flavorings | 糖 类<br>Sugar | 烟 草 类<br>Tobacco | 酒和饮料<br>Liquor and<br>Beverages | 干鲜瓜果类<br>Dried and<br>Fresh Melons<br>and Fruits | 坚果及果仁<br>Nuts and<br>Grains |
|-------------|-----------------------------|-------------------|---------------------|--------------|------------------|---------------------------------|--|-----------------------------|
| 47.07       | 71.35                       | 117.67            | 16.29               | 14.05        | 61.89            | 52.28                           | 69.11  | 11.40                       |
| 64.00       | 66.03                       | 139.62            | 24.49               | 22.96        | 60.43            | 83.53                           | 109.62   | 24.71                       |
| 84.65       | 104.01                      | 123.36            | 23.26               | 12.87        | 59.07            | 59.17                           | 92.23  | 19.84                       |
| 64.80       | 41.64                       | 94.63             | 13.63               | 14.21        | 51.13            | 61.35                           | 69.02  | 13.03                       |
| 52.28       | 15.12                       | 86.36             | 14.13               | 9.45         | 74.33            | 38.46                           | 51.72  | 5.50                        |
| 29.26       | 21.48                       | 69.54             | 13.94               | 12.08        | 52.12            | 48.85                           | 52.59  | 6.64                        |
| 58.53       | 64.96                       | 167.33            | 16.47               | 10.22        | 59.48            | 63.64                           | 80.49  | 12.43                       |
| 41.80       | 39.18                       | 109.86            | 15.59               | 7.38         | 30.50            | 42.18                           | 64.91  | 7.06                        |
| 57.77       | 43.96                       | 104.76            | 14.03               | 12.57        | 35.30            | 53.20                           | 71.07  | 8.02                        |
| 61.74       | 237.16                      | 182.64            | 24.79               | 30.54        | 92.84            | 75.01                           | 117.93   | 21.90                       |
| 53.86       | 106.27                      | 112.41            | 17.58               | 16.55        | 77.70            | 47.46                           | 58.63  | 11.19                       |
| 38.49       | 189.92                      | 136.20            | 18.35               | 18.27        | 108.86           | 67.50                           | 101.20   | 18.85                       |
| 61.77       | 58.89                       | 104.60            | 15.12               | 10.60        | 75.41            | 67.51                           | 51.07  | 8.44                        |
| 48.46       | 189.53                      | 133.28            | 18.35               | 11.46        | 82.62            | 73.02                           | 99.68  | 9.20                        |
| 33.20       | 50.83                       | 104.10            | 12.59               | 10.01        | 43.92            | 28.39                           | 42.59  | 11.13                       |
| 70.76       | 47.48                       | 89.39             | 13.42               | 11.31        | 43.48            | 67.53                           | 60.61  | 11.66                       |
| 59.98       | 19.08                       | 77.99             | 14.23               | 10.52        | 53.81            | 58.52                           | 51.92  | 9.75                        |
| 34.18       | 50.14                       | 112.17            | 13.91               | 11.63        | 67.93            | 40.64                           | 40.47  | 8.46                        |
| 38.44       | 52.71                       | 111.04            | 11.20               | 12.81        | 54.47            | 37.59                           | 65.76  | 10.81                       |
| 43.48       | 215.55                      | 208.86            | 17.18               | 21.15        | 51.78            | 40.63                           | 96.37  | 11.04                       |
| 34.29       | 84.22                       | 115.72            | 10.68               | 13.65        | 31.82            | 32.38                           | 71.90  | 8.99                        |
| 19.61       | 191.54                      | 182.57            | 18.04               | 12.38        | 45.81            | 29.20                           | 54.44  | 2.95                        |
| 43.25       | 30.35                       | 113.27            | 22.06               | 17.04        | 73.54            | 44.03                           | 58.51  | 12.90                       |
| 35.37       | 21.70                       | 111.87            | 15.73               | 17.18        | 81.44            | 42.22                           | 65.08  | 12.91                       |
| 30.32       | 26.18                       | 117.49            | 14.87               | 12.06        | 83.87            | 35.64                           | 60.88  | 10.69                       |
| 40.00       | 21.48                       | 84.09             | 17.01               | 10.94        | 52.69            | 35.93                           | 59.52  | 12.01                       |
| 32.93       | 22.15                       | 99.52             | 18.34               | 12.84        | 81.05            | 61.41                           | 59.93  | 11.73                       |
| 32.69       | 28.06                       | 107.06            | 17.85               | 17.89        | 90.43            | 71.83                           | 61.08  | 9.43                        |
| 28.36       | 26.50                       | 95.37             | 16.39               | 14.68        | 74.63            | 38.65                           | 61.89  | 10.36                       |
| 24.77       | 36.28                       | 92.14             | 15.23               | 17.18        | 35.44            | 49.23                           | 60.34  | 11.87                       |

续表 1 continued

单位: 元

| 地 区<br>Region        | 糕 点 类<br>Cake | 奶及奶制品<br>Milk and Dairy Products | 其他食品<br>Other Foods | 在外用餐<br>Dining Out | 食品加工服务费<br>Food Processing Service Fees | 衣 着<br>Clothing | 服 装<br>Garments |
|----------------------|---------------|----------------------------------|---------------------|--------------------|---|-----------------|-----------------|
| 全 国 National         | 22.00         | 19.76                            | 11.36               | 91.77              | 0.54                                    | 300.61          | 174.36          |
| 北 京 Beijing          | 50.38         | 46.02                            | 32.72               | 161.75             | 0.44                                    | 471.89          | 275.84          |
| 天 津 Tianjin          | 39.77         | 32.28                            | 15.64               | 126.58             | 0.13                                    | 310.82          | 175.94          |
| 河 北 Hebei            | 22.30         | 20.29                            | 8.24                | 46.83              | 0.55                                    | 301.93          | 161.29          |
| 山 西 Shanxi           | 20.12         | 15.45                            | 11.71               | 30.91              | 0.26                                    | 275.95          | 161.15          |
| 内 蒙 古 Inner Mongolia | 15.49         | 17.28                            | 8.15                | 41.48              | 0.83                                    | 291.84          | 146.28          |
| 辽 宁 Liaoning         | 17.87         | 18.91                            | 11.44               | 23.83              | 0.43                                    | 394.65          | 232.81          |
| 吉 林 Jilin            | 14.61         | 10.82                            | 13.70               | 35.46              | 0.47                                    | 293.46          | 173.76          |
| 黑 龙 江 Heilongjiang   | 13.06         | 15.10                            | 6.78                | 32.26              | 0.30                                    | 316.53          | 173.50          |
| 上 海 Shanghai         | 52.94         | 74.39                            | 31.92               | 216.75             | 0.19                                    | 413.83          | 257.35          |
| 江 苏 Jiangsu          | 21.31         | 17.71                            | 13.13               | 103.73             | 0.66                                    | 313.46          | 174.42          |
| 浙 江 Zhejiang         | 27.63         | 24.47                            | 14.15               | 154.33             | 0.30                                    | 364.94          | 209.49          |
| 安 徽 Anhui            | 16.31         | 13.32                            | 4.59                | 56.10              | 0.47                                    | 250.85          | 141.25          |
| 福 建 Fujian           | 18.43         | 21.26                            | 6.22                | 71.48              | 0.09                                    | 246.27          | 169.94          |
| 江 西 Jiangxi          | 15.95         | 8.64                             | 8.90                | 68.76              | 0.23                                    | 179.59          | 92.57           |
| 山 东 Shandong         | 29.65         | 18.72                            | 12.47               | 77.99              | 0.99                                    | 349.20          | 176.49          |
| 河 南 Henan            | 18.91         | 13.66                            | 3.94                | 37.01              | 0.59                                    | 260.17          | 145.68          |
| 湖 北 Hubei            | 18.21         | 9.40                             | 11.43               | 135.52             | 0.25                                    | 356.31          | 218.34          |
| 湖 南 Hunan            | 15.66         | 7.66                             | 11.70               | 103.15             | 0.17                                    | 276.18          | 161.54          |
| 广 东 Guangdong        | 34.38         | 19.80                            | 11.33               | 235.52             | 0.23                                    | 267.93          | 185.29          |
| 广 西 Guangxi          | 18.84         | 11.42                            | 9.05                | 148.02             | 0.23                                    | 237.89          | 152.60          |
| 海 南 Hainan           | 22.55         | 16.75                            | 12.31               | 190.87             | 0.03                                    | 184.39          | 141.07          |
| 四 川 Sichuan          | 16.06         | 16.60                            | 5.05                | 98.05              | 0.58                                    | 265.83          | 162.68          |
| 贵 州 Guizhou          | 19.58         | 13.82                            | 8.39                | 92.47              | 1.97                                    | 248.59          | 137.77          |
| 云 南 Yunnan           | 25.90         | 15.20                            | 8.59                | 145.52             | 0.46                                    | 289.71          | 184.96          |
| 西 藏 Tibet            |               |                                  |                     |                    |   |                 |                 |
| 陕 西 Shaanxi          | 23.39         | 20.12                            | 11.46               | 88.62              | 0.97                                    | 248.36          | 135.77          |
| 甘 肃 Gansu            | 17.09         | 19.44                            | 20.61               | 54.19              | 1.74                                    | 283.61          | 150.49          |
| 青 海 Qinghai          | 17.95         | 27.57                            | 8.53                | 68.02              | 0.49                                    | 281.86          | 157.09          |
| 宁 夏 Ningxia          | 12.63         | 15.78                            | 6.98                | 48.41              | 0.22                                    | 306.44          | 174.18          |
| 新 疆 Xinjiang         | 18.20         | 26.46                            | 10.64               | 56.71              | 0.50                                    | 294.73          | 150.45          |

续表 2 continued

(yuan)

| 衣着材料<br>Clothing<br>Materials | 鞋帽袜及<br>其他衣着<br>Shoes, Hats,<br>Socks and<br>Other Clothing | 衣着加工<br>服务费<br>Tailoring and<br>Laundering<br>Service Fees | 家庭设备<br>用品及服务<br>Household<br>Facilities,<br>Articles and<br>Services | 耐用消费品<br>Durable<br>Consumer<br>Goods | 室内装饰品<br>Interior<br>Decorations | 床上用品<br>Bed<br>Articles | 家庭日用<br>杂品<br>Daily Use<br>Household<br>Articles | 家具材料<br>Furniture<br>Materials |
|-------------------------------|---|--|---|---------------------------------------|----------------------------------|-------------------------|--|--------------------------------|
| 47.66                         | 71.07   | 7.52   | 184.96  | 105.80                                | 6.91                             | 13.85                   | 42.46  | 4.08                           |
| 69.37                         | 112.82  | 13.85  | 256.22  | 149.31                                | 12.90                            | 17.14                   | 63.63  | 3.95                           |
| 51.81                         | 76.47   | 6.60   | 171.94  | 99.92                                 | 7.18                             | 13.21                   | 37.67  | 0.98                           |
| 62.23                         | 71.21   | 7.20   | 197.51  | 141.29                                | 7.82                             | 10.94                   | 29.98  | 2.08                           |
| 50.25                         | 59.58   | 4.96   | 130.64  | 68.52                                 | 6.24                             | 8.30                    | 35.37  | 3.77                           |
| 66.31                         | 71.24   | 8.01   | 146.98  | 79.37                                 | 10.31                            | 10.75                   | 32.39  | 4.72                           |
| 42.81                         | 111.65  | 7.38   | 112.51  | 65.34                                 | 4.93                             | 8.57                    | 26.30  | 3.25                           |
| 42.08                         | 71.48   | 6.14   | 98.17   | 44.74                                 | 5.81                             | 7.37                    | 31.97  | 1.35                           |
| 48.56                         | 87.71   | 6.76   | 96.86   | 54.29                                 | 3.72                             | 7.91                    | 24.54  | 0.83                           |
| 53.41                         | 88.86   | 14.22  | 307.34  | 185.84                                | 5.39                             | 18.07                   | 61.52  | 3.61                           |
| 57.58                         | 73.20   | 8.25   | 240.76  | 134.88                                | 6.29                             | 14.57                   | 58.70  | 9.00                           |
| 60.03                         | 82.45   | 12.97  | 277.59  | 159.40                                | 11.24                            | 21.78                   | 50.31  | 8.86                           |
| 40.98                         | 63.13   | 5.49   | 149.86  | 83.39                                 | 4.17                             | 10.07                   | 37.58  | 5.14                           |
| 25.96                         | 42.35   | 8.03   | 173.16  | 81.46                                 | 3.85                             | 14.26                   | 54.05  | 2.29                           |
| 35.87                         | 45.18   | 5.98   | 126.22  | 63.45                                 | 3.54                             | 9.19                    | 35.89  | 3.68                           |
| 86.58                         | 76.09   | 10.04  | 194.59  | 119.36                                | 8.97                             | 13.33                   | 44.49  | 3.20                           |
| 52.05                         | 55.44   | 7.00   | 148.94  | 84.73                                 | 6.32                             | 12.00                   | 28.39  | 6.58                           |
| 46.23                         | 84.21   | 7.53   | 200.22  | 114.42                                | 6.31                             | 12.11                   | 50.71  | 7.24                           |
| 42.78                         | 65.51   | 6.35   | 220.41  | 111.16                                | 10.79                            | 20.62                   | 49.15  | 13.00                          |
| 19.47                         | 58.66   | 4.51   | 395.97  | 250.88                                | 8.49                             | 28.17                   | 82.17  | 1.41                           |
| 32.14                         | 47.35   | 5.80   | 193.04  | 111.06                                | 5.12                             | 15.76                   | 47.79  | 4.34                           |
| 7.48                          | 33.67   | 2.17   | 158.72  | 64.71                                 | 5.50                             | 12.98                   | 60.75  | 5.52                           |
| 36.06                         | 62.47   | 4.61   | 187.34  | 99.82                                 | 8.02                             | 15.89                   | 42.78  | 3.81                           |
| 37.42                         | 65.27   | 8.13   | 167.92  | 80.58                                 | 6.16                             | 14.72                   | 48.48  | 3.72                           |
| 34.58                         | 66.75   | 3.42   | 193.54  | 100.02                                | 8.70                             | 30.75                   | 40.64  | 3.57                           |
| 48.22                         | 56.96   | 7.41   | 161.48  | 89.05                                 | 5.11                             | 10.58                   | 42.48  | 3.05                           |
| 62.50                         | 59.69   | 10.94  | 135.43  | 79.08                                 | 8.17                             | 10.65                   | 29.66  | 3.10                           |
| 54.22                         | 60.88   | 9.67   | 126.69  | 88.26                                 | 6.17                             | 16.07                   | 30.51  | 1.09                           |
| 55.00                         | 68.71   | 8.55   | 220.70  | 137.66                                | 17.18                            | 16.67                   | 33.91  | 4.71                           |
| 60.38                         | 72.95   | 10.95  | 147.86  | 72.38                                 | 5.43                             | 10.20                   | 43.14  | 4.46                           |



续表 3 continued

单位: 元

| 地 区<br>Region        | 家务服务                  | 医疗保健                                | 交通和通讯                                     | 交 通                 | 通 讯                 | 娱乐教育<br>文化服务   | 文娱耐用<br>消费品                                       |
|----------------------|-----------------------|-------------------------------------|---|---------------------|---------------------|--|---|
|                      | Household<br>Services | Medicine<br>and Medical<br>Services | Transportation and<br>Communi-<br>cations | Transport<br>-ation | Communi-<br>cations | Recreation,<br>Education<br>and Cultural<br>Services | Durable Consumer<br>Goods for<br>Recreational Use |
| 全 国 National         | 12.03                 | 56.89                               | 80.63                                     | 52.36               | 28.27               | 194.01   | 56.65   |
| 北 京 Beijing          | 10.19                 | 66.73                               | 143.55                                    | 80.69               | 62.86               | 286.51   | 75.20   |
| 天 津 Tianjin          | 12.98                 | 59.83                               | 88.58                                     | 57.61               | 30.97               | 209.86   | 61.50   |
| 河 北 Hebei            | 5.40                  | 43.25                               | 74.06                                     | 53.00               | 21.06               | 188.06   | 62.20   |
| 山 西 Shanxi           | 8.43                  | 42.05                               | 34.18                                     | 29.46               | 4.72                | 152.32   | 35.83   |
| 内 蒙 古 Inner Mongolia | 9.45                  | 53.18                               | 58.86                                     | 43.37               | 15.49               | 156.13   | 46.47   |
| 辽 宁 Liaoning         | 4.13                  | 54.98                               | 50.59                                     | 33.07               | 17.52               | 158.41   | 48.49   |
| 吉 林 Jilin            | 6.93                  | 47.61                               | 50.13                                     | 29.91               | 20.22               | 128.28   | 32.91   |
| 黑 龙 江 Heilongjiang   | 5.57                  | 56.01                               | 43.45                                     | 29.49               | 13.95               | 145.38   | 46.58   |
| 上 海 Shanghai         | 32.92                 | 67.87                               | 199.28                                    | 85.90               | 113.39              | 301.04   | 111.01  |
| 江 苏 Jiangsu          | 17.32                 | 32.50                               | 98.24                                     | 57.28               | 40.95               | 205.99   | 74.11   |
| 浙 江 Zhejiang         | 26.01                 | 80.33                               | 145.02                                    | 66.70               | 78.32               | 248.48   | 99.98   |
| 安 徽 Anhui            | 9.51                  | 23.31                               | 53.62                                     | 27.00               | 26.63               | 180.12   | 47.85   |
| 福 建 Fujian           | 17.25                 | 35.49                               | 93.18                                     | 48.87               | 44.31               | 167.29   | 47.23   |
| 江 西 Jiangxi          | 10.47                 | 27.80                               | 33.55                                     | 25.42               | 8.13                | 141.40   | 39.47   |
| 山 东 Shandong         | 5.24                  | 48.30                               | 54.18                                     | 41.64               | 12.53               | 195.86   | 59.04   |
| 河 南 Henan            | 10.91                 | 50.01                               | 49.29                                     | 37.97               | 11.32               | 136.80   | 42.68   |
| 湖 北 Hubei            | 9.44                  | 53.69                               | 49.42                                     | 34.36               | 15.07               | 226.17   | 54.91   |
| 湖 南 Hunan            | 15.68                 | 58.75                               | 66.41                                     | 42.82               | 23.59               | 211.42   | 51.20   |
| 广 东 Guangdong        | 24.86                 | 103.66                              | 298.03                                    | 191.69              | 106.34              | 347.10   | 99.57   |
| 广 西 Guangxi          | 8.97                  | 48.72                               | 84.71                                     | 73.21               | 11.50               | 275.67   | 70.93   |
| 海 南 Hainan           | 9.26                  | 83.53                               | 86.00                                     | 66.46               | 19.55               | 185.60   | 23.57   |
| 四 川 Sichuan          | 17.03                 | 54.29                               | 49.98                                     | 36.54               | 13.44               | 202.99   | 58.29   |
| 贵 州 Guizhou          | 14.26                 | 45.99                               | 45.00                                     | 41.19               | 3.81                | 150.51   | 27.96   |
| 云 南 Yunnan           | 9.86                  | 86.87                               | 73.97                                     | 62.31               | 11.66               | 224.96   | 83.68   |
| 西 藏 Tibet            |                       |                                     |   |                     |                     |  |   |
| 陕 西 Shaanxi          | 11.22                 | 65.11                               | 67.15                                     | 41.43               | 25.72               | 158.46   | 34.60   |
| 甘 肃 Gansu            | 4.77                  | 61.34                               | 44.82                                     | 31.51               | 13.30               | 144.81   | 41.00   |
| 青 海 Qinghai          | 4.62                  | 87.15                               | 53.09                                     | 45.78               | 7.31                | 188.98   | 47.34   |
| 宁 夏 Ningxia          | 10.57                 | 77.41                               | 60.80                                     | 38.74               | 22.06               | 188.92   | 58.72   |
| 新 疆 Xinjiang         | 12.25                 | 50.17                               | 70.10                                     | 60.96               | 9.14                | 170.38   | 40.78   |

续表 4 continued

(yuan)

| 教 育<br>Education | 文化娱乐<br>Cultural<br>Recreation | 居 住<br>Residence |        |        | 水电燃料<br>及其他<br>Water, Elec-<br>tricity, Fuels<br>and Services | 杂项商品<br>和 服 务<br>Miscel-<br>laneous<br>Commodities<br>and Services | 个人消费<br>Personal<br>Consump-<br>tion | 其他商品<br>Other Comodi-<br>ties | 其他服务<br>Other<br>Services |
|------------------|--------------------------------|------------------|--------|--------|---|--|--------------------------------------|-------------------------------|---------------------------|
|                  |                                | 住 房<br>Housing   |        |        |   |  |                                      |                               |                           |
| 95.35            | 42.01                          | 140.01           | 52.93  | 87.08  | 95.50   | 76.14  | 9.69                                 | 9.67                          |                           |
| 109.91           | 101.40                         | 152.06           | 65.82  | 86.24  | 157.96  | 138.58   | 2.41                                 | 16.97                         |                           |
| 97.49            | 50.86                          | 133.92           | 41.45  | 92.46  | 78.92   | 64.80  | 3.47                                 | 10.65                         |                           |
| 98.68            | 27.17                          | 134.38           | 55.13  | 79.24  | 85.88   | 69.96  | 6.23                                 | 9.69                          |                           |
| 93.91            | 22.58                          | 86.45            | 32.04  | 54.41  | 78.44   | 61.74  | 9.68                                 | 7.03                          |                           |
| 79.99            | 29.67                          | 105.10           | 50.66  | 54.45  | 79.50   | 61.12  | 8.61                                 | 9.77                          |                           |
| 84.84            | 25.08                          | 131.37           | 31.39  | 99.98  | 76.72   | 66.04  | 6.39                                 | 4.28                          |                           |
| 69.70            | 25.68                          | 137.50           | 44.44  | 93.05  | 60.52   | 51.61  | 4.62                                 | 4.30                          |                           |
| 72.98            | 25.82                          | 122.40           | 33.77  | 88.63  | 63.29   | 47.53  | 6.34                                 | 9.42                          |                           |
| 92.49            | 97.54                          | 195.82           | 64.07  | 131.75 | 176.99  | 151.17   | 13.56                                | 12.26                         |                           |
| 84.41            | 47.46                          | 171.87           | 73.83  | 98.03  | 106.33  | 89.18  | 7.86                                 | 9.29                          |                           |
| 89.12            | 59.38                          | 197.37           | 83.71  | 113.66 | 130.54  | 108.25   | 9.96                                 | 12.33                         |                           |
| 102.48           | 29.78                          | 126.71           | 44.02  | 82.69  | 58.15   | 46.28  | 4.03                                 | 7.85                          |                           |
| 87.01            | 33.06                          | 163.47           | 54.37  | 109.10 | 95.36   | 73.87  | 12.86                                | 8.64                          |                           |
| 71.83            | 30.10                          | 143.41           | 69.86  | 73.55  | 59.74   | 44.12  | 8.90                                 | 6.71                          |                           |
| 97.90            | 38.92                          | 116.28           | 48.46  | 67.82  | 92.66   | 70.75  | 14.48                                | 7.43                          |                           |
| 67.95            | 26.17                          | 96.38            | 33.91  | 62.48  | 68.88   | 53.10  | 4.05                                 | 11.73                         |                           |
| 125.08           | 46.18                          | 128.74           | 48.79  | 79.95  | 91.80   | 65.15  | 16.71                                | 9.94                          |                           |
| 116.88           | 43.34                          | 164.59           | 96.35  | 68.24  | 111.65  | 86.90  | 15.53                                | 9.21                          |                           |
| 171.55           | 75.98                          | 350.21           | 143.20 | 207.01 | 167.21  | 122.65   | 28.97                                | 15.59                         |                           |
| 153.17           | 51.57                          | 137.62           | 26.20  | 111.42 | 89.19   | 66.29  | 9.53                                 | 13.37                         |                           |
| 116.36           | 45.67                          | 115.80           | 29.23  | 86.57  | 103.23  | 68.35  | 24.66                                | 10.22                         |                           |
| 100.96           | 43.73                          | 139.40           | 57.72  | 81.68  | 74.91   | 60.98  | 5.97                                 | 7.96                          |                           |
| 83.70            | 38.86                          | 104.60           | 33.49  | 71.11  | 94.50   | 76.16  | 12.49                                | 5.85                          |                           |
| 91.01            | 50.27                          | 109.51           | 51.28  | 58.23  | 140.74  | 121.78   | 7.57                                 | 11.39                         |                           |
| 87.46            | 36.40                          | 115.12           | 55.11  | 60.01  | 76.72   | 60.11  | 9.45                                 | 7.16                          |                           |
| 72.08            | 31.74                          | 67.90            | 26.03  | 41.87  | 90.12   | 67.15  | 13.32                                | 9.66                          |                           |
| 112.49           | 29.15                          | 61.10            | 10.45  | 50.65  | 100.27  | 81.30  | 7.41                                 | 11.56                         |                           |
| 90.74            | 39.46                          | 98.76            | 31.83  | 66.93  | 108.06  | 88.90  | 4.38                                 | 14.78                         |                           |
| 84.53            | 45.07                          | 98.79            | 33.21  | 65.58  | 95.35   | 77.91  | 7.52                                 | 9.91                          |                           |

9-15 各地区城镇居民家庭平均每百户  
年底主要消费品拥有量 (1993年)

| 地 区<br>Region        | 毛皮大衣<br>(件)<br>Fur<br>Coats | 呢 大 衣<br>(件)<br>Woolen<br>Coats | 毛 毯<br>(条)<br>Woolen<br>Blankets | 地 毯<br>(平方米)<br>Carpets<br>(sq. m) | 组合家俱<br>(套)<br>Combined<br>Furniture (sets) | 沙 发 床<br>(个)<br>Soft<br>Beds | 沙 发<br>(个)<br>Sofas |
|----------------------|-----------------------------|---------------------------------|----------------------------------|------------------------------------|---|------------------------------|---------------------|
| 全 国 National         | 37.18                       | 204.11                          | 140.78                           | 109.85                             | 34.05                                       | 28.39                        | 189.59              |
| 北 京 Beijing          | 69.80                       | 231.40                          | 130.20                           | 220.40                             | 59.80                                       | 74.80                        | 218.20              |
| 天 津 Tianjin          | 41.60                       | 287.80                          | 130.60                           | 78.00                              | 50.80                                       | 30.40                        | 139.00              |
| 河 北 Hebei            | 43.06                       | 211.36                          | 147.68                           | 86.76                              | 47.74                                       | 37.43                        | 233.08              |
| 山 西 Shanxi           | 33.55                       | 174.01                          | 150.12                           | 67.81                              | 46.24                                       | 20.83                        | 168.24              |
| 内 蒙 古 Inner Mongolia | 47.02                       | 199.75                          | 143.58                           | 111.40                             | 40.02                                       | 19.96                        | 275.19              |
| 辽 宁 Liaoning         | 41.09                       | 222.66                          | 97.04                            | 233.26                             | 39.79                                       | 32.81                        | 117.96              |
| 吉 林 Jilin            | 36.57                       | 221.36                          | 98.02                            | 161.32                             | 36.20                                       | 27.72                        | 146.80              |
| 黑 龙 江 Heilongjiang   | 48.73                       | 234.67                          | 112.13                           | 174.37                             | 37.57                                       | 28.70                        | 152.80              |
| 上 海 Shanghai         | 20.20                       | 255.80                          | 166.80                           | 122.40                             | 15.20                                       | 18.00                        | 111.40              |
| 江 苏 Jiangsu          | 28.39                       | 253.71                          | 125.42                           | 120.76                             | 18.91                                       | 16.22                        | 157.75              |
| 浙 江 Zhejiang         | 35.63                       | 209.07                          | 145.89                           | 167.02                             | 20.00                                       | 13.51                        | 157.35              |
| 安 徽 Anhui            | 18.21                       | 190.72                          | 122.61                           | 54.79                              | 14.25                                       | 16.71                        | 146.80              |
| 福 建 Fujian           | 21.97                       | 161.52                          | 128.56                           | 51.02                              | 25.41                                       | 20.25                        | 149.71              |
| 江 西 Jiangxi          | 21.41                       | 159.53                          | 128.54                           | 38.25                              | 13.24                                       | 16.05                        | 158.74              |
| 山 东 Shandong         | 29.65                       | 223.59                          | 152.15                           | 83.59                              | 38.20                                       | 33.81                        | 289.10              |
| 河 南 Henan            | 30.80                       | 208.29                          | 111.02                           | 56.56                              | 33.73                                       | 30.18                        | 205.97              |
| 湖 北 Hubei            | 34.39                       | 250.78                          | 127.77                           | 106.17                             | 32.18                                       | 23.66                        | 172.91              |
| 湖 南 Hunan            | 39.00                       | 183.87                          | 141.56                           | 54.55                              | 28.96                                       | 21.71                        | 163.45              |
| 广 东 Guangdong        | 32.56                       | 115.02                          | 177.69                           | 12.48                              | 50.66                                       | 42.97                        | 158.81              |
| 广 西 Guangxi          | 15.96                       | 115.84                          | 87.59                            | 19.81                              | 44.00                                       | 21.84                        | 138.07              |
| 海 南 Hainan           | 16.50                       | 57.00                           | 106.00                           | 3.10                               | 22.10                                       | 18.30                        | 85.00               |
| 四 川 Sichuan          | 36.68                       | 209.21                          | 143.57                           | 64.37                              | 49.10                                       | 25.37                        | 210.00              |
| 贵 州 Guizhou          | 33.24                       | 215.45                          | 160.28                           | 95.95                              | 25.17                                       | 23.81                        | 227.14              |
| 云 南 Yunnan           | 53.02                       | 159.33                          | 183.11                           | 104.57                             | 45.35                                       | 31.58                        | 312.13              |
| 西 藏 Tibet            |                             |                                 |                                  |                                    |   |                              |                     |
| 陕 西 Shaanxi          | 29.04                       | 195.04                          | 136.26                           | 66.99                              | 31.51                                       | 33.02                        | 166.17              |
| 甘 肃 Gansu            | 51.00                       | 211.74                          | 209.85                           | 136.78                             | 34.92                                       | 42.29                        | 242.86              |
| 青 海 Qinghai          | 76.23                       | 222.30                          | 246.78                           | 123.72                             | 24.72                                       | 33.07                        | 315.99              |
| 宁 夏 Ningxia          | 59.61                       | 241.90                          | 204.05                           | 187.81                             | 18.95                                       | 39.13                        | 333.41              |
| 新 疆 Xinjiang         | 57.41                       | 284.68                          | 203.11                           | 468.60                             | 23.23                                       | 44.92                        | 363.92              |

URBAN HOUSEHOLD YEAR-END POSSESSION OF MAJOR DURABLE  
CONSUMER GOODS PER 100 HOUSEHOLDS BY REGION (1993)

(unit)

| 大衣柜<br>(个)<br>Wardrobes | 写字台<br>(张)<br>Writing<br>Desks | 摩托车<br>(辆)<br>Motorcycles | 自行车<br>(辆)<br>Bicycles | 家<br>三<br>轮<br>车<br>(辆)<br>Tricycles | 缝<br>纫<br>机<br>(架)<br>Sewing<br>Machines | 洗<br>衣<br>机<br>(台)<br>Washing<br>Machines | 电<br>风<br>扇<br>(台)<br>Electric<br>Fans | 电<br>冰<br>箱<br>(台)<br>Refriger-<br>ators |
|-------------------------|--------------------------------|---------------------------|------------------------|--------------------------------------|--|---|--|--|
| 92.46                   | 89.85                          | 3.53                      | 197.16                 | 2.22                                 | 66.58                                    | 86.36                                     | 151.64                                 | 56.68                                    |
| 106.00                  | 105.80                         | 2.20                      | 243.20                 | 9.40                                 | 87.00                                    | 99.80                                     | 129.80                                 | 100.80                                   |
| 86.00                   | 60.20                          | 4.20                      | 229.40                 | 10.20                                | 77.40                                    | 87.40                                     | 119.40                                 | 89.20                                    |
| 92.63                   | 93.22                          | 5.76                      | 258.04                 | 3.43                                 | 76.32                                    | 92.39                                     | 139.26                                 | 64.63                                    |
| 76.59                   | 85.03                          | 5.62                      | 223.36                 | 0.84                                 | 72.50                                    | 89.27                                     | 70.41                                  | 40.21                                    |
| 78.44                   | 69.65                          | 5.17                      | 253.52                 | 1.39                                 | 52.80                                    | 84.46                                     | 31.33                                  | 30.83                                    |
| 63.76                   | 55.18                          | 2.61                      | 182.54                 | 2.65                                 | 52.35                                    | 85.30                                     | 53.04                                  | 57.45                                    |
| 63.26                   | 46.74                          | 2.26                      | 204.24                 | 2.27                                 | 53.97                                    | 88.99                                     | 45.72                                  | 35.64                                    |
| 66.57                   | 59.47                          | 3.27                      | 180.87                 | 2.53                                 | 63.93                                    | 82.47                                     | 28.67                                  | 33.07                                    |
| 91.20                   | 51.00                          | 0.80                      | 106.40                 | 0.60                                 | 77.60                                    | 75.60                                     | 204.00                                 | 92.20                                    |
| 103.04                  | 99.92                          | 3.23                      | 238.12                 | 2.40                                 | 71.12                                    | 94.86                                     | 258.13                                 | 61.48                                    |
| 99.93                   | 102.32                         | 1.52                      | 226.75                 | 1.66                                 | 83.18                                    | 78.34                                     | 274.77                                 | 90.07                                    |
| 91.84                   | 106.10                         | 1.87                      | 163.70                 | 1.00                                 | 60.28                                    | 84.35                                     | 227.06                                 | 64.22                                    |
| 90.38                   | 103.62                         | 4.57                      | 214.50                 | 2.32                                 | 77.30                                    | 84.74                                     | 242.91                                 | 64.56                                    |
| 96.41                   | 109.52                         | 1.91                      | 191.56                 | 0.77                                 | 74.06                                    | 67.74                                     | 224.71                                 | 51.14                                    |
| 93.50                   | 99.51                          | 3.89                      | 240.83                 | 4.64                                 | 72.71                                    | 85.33                                     | 175.08                                 | 70.02                                    |
| 100.84                  | 94.67                          | 2.78                      | 235.25                 | 4.22                                 | 68.70                                    | 85.65                                     | 203.67                                 | 50.34                                    |
| 102.93                  | 107.98                         | 2.44                      | 164.53                 | 0.95                                 | 69.01                                    | 93.20                                     | 221.60                                 | 72.66                                    |
| 108.55                  | 112.34                         | 3.12                      | 165.34                 | 0.82                                 | 60.12                                    | 84.74                                     | 244.39                                 | 65.14                                    |
| 158.00                  | 128.88                         | 12.37                     | 255.96                 | 1.39                                 | 87.37                                    | 90.66                                     | 365.78                                 | 65.97                                    |
| 109.64                  | 89.07                          | 2.52                      | 250.45                 | 3.92                                 | 87.30                                    | 87.84                                     | 310.04                                 | 52.96                                    |
| 104.00                  | 99.20                          | 3.50                      | 179.60                 | 0.60                                 | 77.10                                    | 61.90                                     | 141.10                                 | 33.60                                    |
| 110.82                  | 115.56                         | 1.13                      | 88.61                  | 0.70                                 | 46.82                                    | 87.92                                     | 179.40                                 | 62.10                                    |
| 101.83                  | 99.48                          | 2.38                      | 52.55                  | 0.00                                 | 51.60                                    | 90.07                                     | 101.62                                 | 60.79                                    |
| 83.24                   | 106.30                         | 4.65                      | 196.44                 | 2.13                                 | 61.69                                    | 92.39                                     | 32.70                                  | 41.15                                    |
| 85.04                   | 81.11                          | 3.26                      | 174.84                 | 1.19                                 | 64.69                                    | 86.02                                     | 123.66                                 | 49.85                                    |
| 81.35                   | 95.49                          | 2.16                      | 205.92                 | 0.41                                 | 54.15                                    | 90.07                                     | 35.38                                  | 40.31                                    |
| 81.50                   | 93.29                          | 4.55                      | 179.75                 | 0.56                                 | 54.34                                    | 97.28                                     | 1.84                                   | 29.80                                    |
| 88.68                   | 101.74                         | 3.51                      | 248.17                 | 0.46                                 | 53.68                                    | 97.63                                     | 64.43                                  | 50.29                                    |
| 88.88                   | 87.16                          | 3.92                      | 193.09                 | 0.40                                 | 57.08                                    | 87.44                                     | 40.31                                  | 49.50                                    |

续表 1 continued

| 地 区                  | 冰 柜<br>(台)<br>Freezers | 彩 色 电 视 机<br>(台)<br>Color<br>TV Sets | 黑 白 电 视 机<br>(台)<br>Black/White<br>TV Sets | 录 放 像 机<br>(台)<br>Videore-<br>corders | 游 戏 机<br>(台)<br>Computer<br>Games | 组 合 音 响<br>(套)<br>Stereo<br>Systems | 立 体 声 录 音 机<br>(台)<br>Stereo<br>Recorders | 普 通 音 机<br>(台)<br>Ordinary<br>Recorders |
|----------------------|------------------------|--------------------------------------|--|---------------------------------------|-----------------------------------|-------------------------------------|---|---|
| 全 国 National         | 1.62                   | 79.46                                | 35.92                                      | 12.18                                 | 15.35                             | 5.69                                | 34.03                                     | 41.50                                   |
| 北 京 Beijing          | 8.60                   | 107.20                               | 39.20                                      | 45.60                                 | 29.20                             | 9.40                                | 49.00                                     | 64.00                                   |
| 天 津 Tianjin          | 6.60                   | 94.00                                | 39.40                                      | 23.40                                 | 31.40                             | 4.20                                | 43.60                                     | 40.20                                   |
| 河 北 Hebei            | 3.52                   | 88.15                                | 35.05                                      | 10.68                                 | 18.63                             | 5.29                                | 34.60                                     | 46.88                                   |
| 山 西 Shanxi           | 1.36                   | 77.55                                | 27.78                                      | 4.09                                  | 9.02                              | 4.34                                | 20.66                                     | 39.78                                   |
| 内 蒙 古 Inner Mongolia | 0.75                   | 71.65                                | 30.32                                      | 2.88                                  | 8.43                              | 3.10                                | 37.19                                     | 28.97                                   |
| 辽 宁 Liaoning         | 1.52                   | 83.90                                | 34.86                                      | 14.98                                 | 17.16                             | 5.56                                | 27.38                                     | 44.92                                   |
| 吉 林 Jilin            | 0.60                   | 72.71                                | 39.18                                      | 7.32                                  | 13.84                             | 3.53                                | 37.81                                     | 33.95                                   |
| 黑 龙 江 Heilongjiang   | 1.30                   | 69.70                                | 40.07                                      | 10.17                                 | 9.80                              | 4.40                                | 29.63                                     | 37.70                                   |
| 上 海 Shanghai         | 0.80                   | 93.60                                | 44.80                                      | 38.40                                 | 29.00                             | 7.40                                | 53.00                                     | 43.00                                   |
| 江 苏 Jiangsu          | 0.59                   | 74.94                                | 48.44                                      | 14.44                                 | 16.09                             | 5.62                                | 37.80                                     | 38.09                                   |
| 浙 江 Zhejiang         | 0.53                   | 85.03                                | 46.50                                      | 15.70                                 | 19.34                             | 4.83                                | 35.10                                     | 53.31                                   |
| 安 徽 Anhui            | 1.51                   | 67.15                                | 49.33                                      | 6.78                                  | 12.39                             | 4.25                                | 34.25                                     | 38.10                                   |
| 福 建 Fujian           | 1.03                   | 77.22                                | 39.62                                      | 8.40                                  | 12.24                             | 5.69                                | 27.16                                     | 45.03                                   |
| 江 西 Jiangxi          | 1.06                   | 61.07                                | 59.75                                      | 7.00                                  | 11.73                             | 3.91                                | 34.73                                     | 43.71                                   |
| 山 东 Shandong         | 6.34                   | 82.35                                | 33.00                                      | 11.98                                 | 15.56                             | 4.77                                | 38.82                                     | 44.89                                   |
| 河 南 Henan            | 1.49                   | 74.01                                | 34.54                                      | 5.41                                  | 9.59                              | 3.58                                | 36.55                                     | 35.22                                   |
| 湖 北 Hubei            | 1.01                   | 74.08                                | 45.50                                      | 7.08                                  | 12.66                             | 5.14                                | 33.17                                     | 45.04                                   |
| 湖 南 Hunan            | 2.69                   | 65.89                                | 40.38                                      | 4.89                                  | 12.70                             | 3.34                                | 23.38                                     | 37.31                                   |
| 广 东 Guangdong        | 0.76                   | 91.34                                | 25.60                                      | 27.60                                 | 19.84                             | 23.00                               | 30.65                                     | 52.03                                   |
| 广 西 Guangxi          | 0.89                   | 65.24                                | 55.22                                      | 9.50                                  | 13.23                             | 4.93                                | 29.17                                     | 45.48                                   |
| 海 南 Hainan           | 1.00                   | 70.20                                | 20.30                                      | 11.00                                 | 11.50                             | 7.50                                | 25.80                                     | 50.40                                   |
| 四 川 Sichuan          | 1.00                   | 80.50                                | 29.96                                      | 8.37                                  | 20.14                             | 4.62                                | 27.13                                     | 38.81                                   |
| 贵 州 Guizhou          | 0.25                   | 82.80                                | 29.65                                      | 10.57                                 | 22.70                             | 4.88                                | 18.67                                     | 38.28                                   |
| 云 南 Yunnan           | 0.26                   | 82.80                                | 31.02                                      | 11.51                                 | 17.28                             | 6.08                                | 36.45                                     | 49.25                                   |
| 西 藏 Tibet            |                        |                                      |  |                                       |                                   |                                     |   |   |
| 陕 西 Shaanxi          | 0.55                   | 81.31                                | 27.72                                      | 7.54                                  | 11.56                             | 2.68                                | 32.41                                     | 34.00                                   |
| 甘 肃 Gansu            | 0.91                   | 83.68                                | 22.18                                      | 6.22                                  | 10.33                             | 5.02                                | 33.80                                     | 36.24                                   |
| 青 海 Qinghai          | 0.28                   | 94.63                                | 19.03                                      | 7.76                                  | 13.04                             | 4.10                                | 37.35                                     | 44.39                                   |
| 宁 夏 Ningxia          | 1.18                   | 97.54                                | 16.60                                      | 8.53                                  | 17.62                             | 4.65                                | 39.89                                     | 41.59                                   |
| 新 疆 Xinjiang         | 0.53                   | 80.43                                | 25.79                                      | 11.16                                 | 12.03                             | 6.21                                | 46.52                                     | 38.28                                   |

续表 2 continued

(unit)

| 照相机<br>(架)<br>Cameras | 钢琴<br>(架)<br>Pianos | 其他高中档乐器<br>(件)<br>Other Medium &<br>High-Grade Mu-<br>sical Instruments | 家用冷暖风机<br>(台)<br>Air<br>conditioners<br>and Heaters | 空调器<br>(台)<br>Air<br>Conditioners | 电炊具<br>(台)<br>Electric<br>Cooking<br>Appliances | 淋水器<br>(个)<br>Showers | 排油烟机<br>(台)<br>Range<br>Hoods | 吸尘器<br>(台)<br>Vacuum<br>Cleaners |
|-----------------------|---------------------|---|---|-----------------------------------|---|-----------------------|-------------------------------|----------------------------------|
| 26.48                 | 0.55                | 8.62  | 2.60  | 2.33                              | 66.72   | 17.74                 | 20.07                         | 7.49                             |
| 82.40                 | 1.40                | 19.80   | 3.60  | 1.80                              | 18.40   | 23.20                 | 33.00                         | 16.60                            |
| 48.40                 | 0.80                | 8.00  | 2.20  | 2.20                              | 9.60  | 14.00                 | 26.20                         | 16.00                            |
| 28.05                 | 0.36                | 10.71   | 1.69  | 1.19                              | 27.59   | 17.49                 | 18.96                         | 6.35                             |
| 16.44                 | 0.20                | 4.87  | 1.17  | 0.64                              | 12.94   | 5.67                  | 13.78                         | 2.27                             |
| 12.92                 | 0.12                | 9.14  | 0.69  | 0.41                              | 75.48   | 2.89                  | 9.96                          | 4.03                             |
| 28.99                 | 1.36                | 7.21  | 2.87  | 0.03                              | 48.81   | 20.47                 | 33.92                         | 18.67                            |
| 20.63                 | 0.60                | 8.58  | 2.37  | 0.00                              | 110.61  | 13.51                 | 24.57                         | 11.19                            |
| 20.90                 | 0.53                | 7.43  | 4.47  | 0.00                              | 123.87  | 9.37                  | 25.77                         | 13.10                            |
| 45.80                 | 2.20                | 7.80  | 4.60  | 5.00                              | 104.00  | 15.20                 | 26.00                         | 27.40                            |
| 22.32                 | 0.26                | 6.34  | 4.68  | 2.52                              | 82.65   | 17.97                 | 21.24                         | 11.02                            |
| 29.67                 | 0.53                | 10.40   | 4.44  | 3.38                              | 76.09   | 30.60                 | 31.79                         | 13.91                            |
| 18.50                 | 0.55                | 6.69  | 4.03  | 1.62                              | 55.28   | 12.92                 | 15.26                         | 4.26                             |
| 17.27                 | 1.01                | 8.23  | 1.91  | 1.45                              | 110.63  | 25.34                 | 17.96                         | 1.47                             |
| 19.23                 | 0.13                | 7.15  | 2.35  | 1.93                              | 49.75   | 12.93                 | 14.17                         | 2.71                             |
| 27.04                 | 0.71                | 8.45  | 3.07  | 0.96                              | 25.59   | 12.75                 | 23.73                         | 6.89                             |
| 20.12                 | 0.20                | 6.42  | 2.48  | 2.87                              | 19.32   | 11.85                 | 13.36                         | 2.21                             |
| 25.10                 | 0.37                | 8.79  | 3.66  | 4.20                              | 65.48   | 16.69                 | 21.92                         | 4.15                             |
| 20.98                 | 0.21                | 8.72  | 0.89  | 2.75                              | 39.02   | 11.68                 | 12.98                         | 1.58                             |
| 29.45                 | 0.66                | 9.98  | 3.22  | 18.54                             | 110.65  | 53.27                 | 43.73                         | 2.28                             |
| 22.33                 | 0.81                | 6.78  | 2.29  | 0.81                              | 123.48  | 23.67                 | 16.62                         | 0.90                             |
| 13.00                 | 0.00                | 6.10  | 1.60  | 0.00                              | 111.70  | 11.30                 | 3.80                          | 0.60                             |
| 27.88                 | 0.13                | 10.99   | 1.45  | 1.29                              | 78.60   | 38.63                 | 13.61                         | 3.42                             |
| 24.37                 | 0.08                | 4.98  | 3.25  | 0.25                              | 72.36   | 11.22                 | 11.80                         | 5.13                             |
| 33.98                 | 0.32                | 13.27   | 2.39  | 0.13                              | 142.25  | 23.86                 | 18.79                         | 4.60                             |
| 28.49                 | 0.19                | 7.64  | 1.43  | 2.10                              | 21.41   | 11.74                 | 11.81                         | 2.59                             |
| 21.69                 | 0.66                | 5.93  | 1.99  | 1.12                              | 19.83   | 11.57                 | 12.03                         | 4.19                             |
| 25.55                 | 0.00                | 6.99  | 1.97  | 0.29                              | 9.56  | 4.12                  | 10.06                         | 1.85                             |
| 28.24                 | 0.33                | 10.19   | 1.44  | 0.16                              | 101.68  | 15.72                 | 13.45                         | 5.85                             |
| 27.58                 | 0.53                | 13.66   | 2.03  | 0.26                              | 75.30   | 22.18                 | 21.12                         | 10.45                            |

9-16 农村居民家庭基本情况  
BASIC INDICATORS OF RURAL HOUSEHOLDS

本表至9-37表为农村住户抽样调查资料。  
Figures for table 9-16 to 9-37 are from rural household sample surveys.

| 项 目               | Item   | 1980   | 1985    | 1990    | 1991     | 1992     | 1993     |
|-------------------|--|--------|---------|---------|----------|----------|----------|
| 调查户数 (户)          | Households Surveyed  | 15 914 | 66 642  | 66 960  | 67 410   | 67 490   | 67 570   |
| 调查户人口 (人)         | Residents Surveyed (persons)   |        |         |         |          |          |          |
| 常住人口              | Permanent Residents in the Households Surveyed                                       | 88 090 | 341 525 | 321 429 | 317 816  | 315 036  | 310 194  |
| 平均每户常住人口          | Average Permanent Residents per Household  | 5.54   | 5.12    | 4.80    | 4.71     | 4.67     | 4.59     |
| 平均每户整半劳力          | Average Full-Time and Part-Time Laborers per Household                               | 2.45   | 2.95    | 2.92    | 2.83     | 2.83     | 2.87     |
| 平均每个劳动力负担人口(含本人)  | Average Persons Supported by Each Laborer (including the laborer himself or herself) | 2.26   | 1.74    | 1.64    | 1.66     | 1.65     | 1.60     |
| 平均每人年收入           | Average Per Capita Annual Income (元)   |        |         |         |          |          |          |
| 总收入               | Total Revenue (yuan)   | 216.22 | 547.31  | 990.38  | 1 046.10 | 1 155.38 | 1 333.82 |
| 纯收入               | Net Income   | 191.33 | 397.60  | 686.31  | 708.55   | 783.99   | 921.62   |
| 现金收入              | Cash Income  | 113.12 | 357.39  | 676.67  | 736.84   | 808.16   | 910.15   |
| 按纯收入分组户数占调查户比重(%) | Percentage of Households by per Capita Annual Net Income (%)                         |        |         |         |          |          |          |
| 100元以下            | Below 100 Yuan   | 9.80   | 0.96    | 0.22    | 0.40     | 0.34     | 0.45     |
| 100-150           |  | 24.70  | 3.40    | 0.51    | 0.77     | 0.53     | 0.38     |
| 150-200           |  | 27.10  | 7.86    | 1.29    | 1.56     | 1.12     | 0.78     |
| 200-300           |  | 25.30  | 25.61   | 6.57    | 6.64     | 5.63     | 3.41     |
| 300-400           |  | 8.60   | 24.00   | 11.99   | 11.08    | 9.93     | 6.33     |
| 400-500           |  | 2.90   | 15.85   | 14.37   | 13.35    | 12.65    | 9.05     |
| 500-600           |  | 9.06   | 13.99   | 13.00   | 12.56    | 12.98    | 10.38    |
| 600-800           |  | 8.02   | 20.83   | 20.90   | 21.21    | 21.44    | 20.28    |
| 800-1000          |  | 2.93   | 12.45   | 12.83   | 14.19    | 13.83    | 15.77    |
| 1000-1500         |  | 1.89   | 12.20   | 12.99   | 15.32    | 14.15    | 19.35    |
| 1500-2000         |  | 0.26   | 3.47    | 3.89    | 4.82     | 4.10     | 7.06     |
| 2000元以上           | 2000 Yuan and Over   | 0.16   | 2.11    | 2.59    | 4.06     | 3.29     | 6.76     |
| 平均每人年支出           | Average Per Capita Annual Expenditures (元)   |        |         |         |          |          |          |
| 总支出               | Total Expenditures (yuan)  | 195.52 | 485.51  | 903.47  | 979.64   | 1 055.91 | 1 211.18 |
| 家庭经营费用支出          | Household Business Expenditures  | 24.61  | 121.39  | 241.09  | 267.27   | 292.28   | 330.03   |
| 生活消费支出            | Living Expenditures  | 162.21 | 317.42  | 584.63  | 619.79   | 659.01   | 769.65   |
| 其他非生产性支出          | Other Nonproductive Expenditures   | 8.42   | 9.57    | 18.80   | 23.28    | 27.45    | 24.45    |
| 现金支出              | Cash Expenditures  | 122.93 | 389.19  | 741.17  | 830.19   | 895.44   | 1 005.77 |
| 生产费用              | Productive Costs   | 14.05  | 98.93   | 183.35  | 215.09   | 236.21   | 275.67   |
| 缴纳税金和上交           | Taxes and Payments to Collectives  |        |         |         |          |          |          |
| 集体承包费支出等          |  | 0.24   | 16.35   | 33.38   | 36.19    | 41.08    | 42.06    |
| 生活消费支出            | Consumption Expenditures   | 83.83  | 194.68  | 374.74  | 404.74   | 431.37   | 490.14   |
| 储蓄借贷支出            | Savings and Credit Expenditures  | 15.91  | 57.96   | 102.11  | 116.79   | 126.23   | 136.29   |

9-17 农村居民家庭平均每人总收入和纯收入  
ANNUAL PER CAPITA REVENUE AND NET INCOME OF RURAL HOUSEHOLDS

单位：元

(yuan)

| 项 目        | Item                         | 1978   | 1980   | 1985   | 1990   | 1991     | 1992     | 1993     |
|------------|------------------------------|--------|--------|--------|--------|----------|----------|----------|
| 总收入        | Total Revenue                | 151.79 | 216.22 | 547.31 | 990.38 | 1 046.10 | 1 155.38 | 1 333.82 |
| 基本收入       | Basic Income                 | 142.27 | 193.82 | 517.40 | 954.59 | 1 006.62 | 1 110.09 | 1 278.09 |
| 劳动者报酬收入    | Reward of Labours            | 88.26  | 106.38 | 72.15  | 138.80 | 151.92   | 184.38   | 194.51   |
| 集体组织劳动报酬   | Collective Organizes         | 85.25  | 100.44 | 17.45  | 27.02  | 30.98    | 34.72    | 30.38    |
| 企业劳动报酬     | Enterprises                  | 3.01   | 5.94   | 27.71  | 54.06  | 56.01    | 67.52    | 138.68   |
| # 乡村企业劳动报酬 | Township Enterprises         | 3.01   | 5.94   | 22.15  | 42.01  | 43.53    | 53.12    | 68.06    |
| 其他单位劳动报酬   | Other                        |        |        | 26.99  | 57.72  | 64.93    | 82.14    | 25.45    |
| 家庭经营收入     | Household Business Revenue   | 54.01  | 87.44  | 445.25 | 815.79 | 854.70   | 925.71   | 1 083.58 |
| 转移性和财产性收入  | Transfer and Property Income | 9.52   | 22.40  | 29.91  | 35.79  | 39.48    | 45.29    | 55.73    |
| 纯收入        | Net Income                   | 133.57 | 191.33 | 397.60 | 686.31 | 708.55   | 783.99   | 921.62   |
| 按收入来源分     | By Source                    |        |        |        |        |          |          |          |
| 基本收入       | Basic Income                 | 124.05 | 168.93 | 367.69 | 657.35 | 675.51   | 745.95   | 872.99   |
| 劳动者收入      | Reward of Income             | 88.26  | 106.38 | 71.71  | 138.80 | 151.92   | 184.38   | 194.51   |
| 家庭经营纯收入    | Household Business           | 35.79  | 62.55  | 295.98 | 518.55 | 523.59   | 561.57   | 678.48   |
| 农业收入       | Farming                      | 15.15  | 21.93  | 191.46 | 330.11 | 323.53   | 337.91   | 438.48   |
| 林业收入       | Forestry                     |        |        | 6.16   | 7.53   | 8.48     | 9.60     | 12.63    |
| 牧业收入       | Animal Husbandry             | 12.01  | 25.71  | 44.36  | 86.04  | 94.10    | 101.90   | 84.39    |
| 渔业收入       | Fishery                      | 1.42   |        | 3.59   | 7.11   | 8.19     | 8.86     | 9.16     |
| 手工业收入      | Handicraft                   | 5.19   | 2.87   | 8.11   | 10.89  | 11.48    | 12.62    | 5.52     |
| 采集、捕猎收入    | Gathering and Hunting        |        | 5.80   | 10.13  | 14.36  | 14.77    | 15.97    | 16.20    |
| 工业收入       | Industry                     |        |        | 2.18   | 9.15   | 8.56     | 9.34     | 7.94     |
| 建筑业收入      | Construction                 |        |        | 7.41   | 12.18  | 11.90    | 14.81    | 18.22    |
| 运输业收入      | Transportation               |        | 6.24   | 8.47   | 13.45  | 13.60    | 16.66    | 16.52    |
| 商业收入       | Commerce                     |        |        |        | 10.75  | 10.91    | 13.45    | 16.86    |
| 饮食业收入      | Food Services                |        |        | 6.13   | 1.94   | 1.72     | 2.17     | 2.61     |
| 服务业收入      | Service Trade                |        |        | 3.25   | 6.77   | 6.98     | 8.21     | 11.11    |
| 其他收入       | Other                        |        |        | 4.73   | 8.27   | 9.37     | 10.07    | 38.84    |
| 转移性和财产性收入  | Transfer and Property Income | 9.52   | 22.40  | 29.91  | 28.96  | 33.04    | 38.04    | 48.63    |
| 按收入性质分     | Grouped by Type of Income    |        |        |        |        |          |          |          |
| 生产性纯收入     | Productive Income            | 124.05 | 168.93 | 367.69 | 657.35 | 675.51   | 745.95   | 872.99   |
| 第一产业收入     | Primary Industry             | 113.47 | 149.62 | 298.28 | 510.86 | 516.90   | 543.74   | 589.57   |
| 第二产业收入     | Secondary Industry           | 10.58  | 19.31  | 29.47  | 70.68  | 78.77    | 104.42   | 149.46   |
| 第三产业收入     | Tertiary Industry            |        |        | 39.95  | 75.81  | 79.84    | 97.79    | 133.96   |
| 非生产性纯收入    | Nonproductive Income         | 9.52   | 22.40  | 29.91  | 28.96  | 33.04    | 38.04    | 48.63    |



9-18 各地区农村居民家庭平均每人纯收入  
RURAL HOUSEHOLD PER CAPITA NET INCOME BY REGION

单位: 元

(yuan)

| 地 区 Region           | 1978   | 1980   | 1985   | 1989     | 1990     | 1991     | 1992     | 1993     |
|----------------------|--------|--------|--------|----------|----------|----------|----------|----------|
| 全 国 National         | 133.57 | 191.33 | 397.60 | 601.51   | 686.31   | 708.55   | 783.99   | 921.62   |
| 北 京 Beijing          | 224.80 | 290.46 | 775.08 | 1 230.74 | 1 297.05 | 1 422.37 | 1 571.56 | 1 882.58 |
| 天 津 Tianjin          | 178.40 | 277.92 | 564.55 | 1 020.25 | 1 069.04 | 1 168.53 | 1 309.01 | 1 473.12 |
| 河 北 Hebei            | 91.50  | 175.78 | 385.23 | 589.40   | 621.67   | 657.38   | 682.48   | 803.80   |
| 山 西 Shanxi           | 101.61 | 155.78 | 358.32 | 513.57   | 603.51   | 567.90   | 627.01   | 718.33   |
| 内 蒙 古 Inner Mongolia | 190.30 | 181.32 | 360.41 | 477.50   | 607.15   | 517.99   | 672.17   | 777.95   |
| 辽 宁 Liaoning         | 165.20 | 273.02 | 467.84 | 740.22   | 836.17   | 896.71   | 995.10   | 1 160.98 |
| 吉 林 Jilin            | 179.20 | 236.30 | 413.74 | 623.96   | 803.52   | 748.33   | 807.41   | 391.61   |
| 黑 龙 江 Heilongjiang   | 167.90 | 205.38 | 397.84 | 535.19   | 759.86   | 734.80   | 949.20   | 1 028.36 |
| 上 海 Shanghai         | 290.00 | 397.35 | 805.92 | 1 379.87 | 1 907.32 | 2 003.38 | 2 225.87 | 2 726.98 |
| 江 苏 Jiangsu          | 152.10 | 217.94 | 492.60 | 875.70   | 959.06   | 920.72   | 1 060.71 | 1 266.87 |
| 浙 江 Zhejiang         |        | 219.18 | 548.60 | 1 010.72 | 1 099.04 | 1 210.77 | 1 359.13 | 1 745.94 |
| 安 徽 Anhui            | 101.70 | 184.82 | 369.41 | 515.66   | 539.16   | 446.05   | 573.58   | 724.50   |
| 福 建 Fujian           | 134.90 | 171.74 | 396.45 | 697.34   | 764.41   | 850.05   | 984.10   | 1 210.51 |
| 江 西 Jiangxi          | 140.70 | 180.94 | 377.31 | 558.64   | 669.90   | 702.53   | 768.41   | 869.81   |
| 山 东 Shandong         | 103.20 | 194.33 | 408.12 | 639.56   | 680.18   | 764.04   | 862.90   | 952.74   |
| 河 南 Henan            | 101.40 | 160.78 | 329.37 | 457.06   | 526.95   | 539.29   | 588.48   | 695.85   |
| 湖 北 Hubei            | 106.50 | 169.88 | 421.24 | 571.84   | 670.80   | 626.92   | 677.82   | 783.18   |
| 湖 南 Hunan            | 134.40 | 219.71 | 395.26 | 558.34   | 664.24   | 688.91   | 739.42   | 851.87   |
| 广 东 Guangdong        | 182.30 | 274.37 | 495.31 | 955.02   | 1 043.03 | 1 143.06 | 1 307.65 | 1 674.78 |
| 广 西 Guangxi          | 119.50 | 173.68 | 302.96 | 483.04   | 639.45   | 657.74   | 731.69   | 892.07   |
| 海 南 Hainan           |        |        |        | 674.27   | 696.22   | 730.08   | 842.79   | 991.99   |
| 四 川 Sichuan          | 116.70 | 187.90 | 315.07 | 494.07   | 557.76   | 590.21   | 634.31   | 698.27   |
| 贵 州 Guizhou          | 108.00 | 161.46 | 287.83 | 430.34   | 435.14   | 465.53   | 506.13   | 579.67   |
| 云 南 Yunnan           | 123.90 | 150.12 | 338.34 | 477.89   | 540.86   | 572.58   | 617.98   | 674.79   |
| 西 藏 Tibet            |        |        | 352.97 | 397.25   | 649.71   | 706.67   | 829.66   | 889.49   |
| 陕 西 Shaanxi          | 133.00 | 142.49 | 295.26 | 433.67   | 530.80   | 533.96   | 558.79   | 652.99   |
| 甘 肃 Gansu            | 98.40  | 153.33 | 255.22 | 365.89   | 430.98   | 446.42   | 489.47   | 550.83   |
| 青 海 Qinghai          |        |        | 342.95 | 457.52   | 559.78   | 555.56   | 603.40   | 672.56   |
| 宁 夏 Ningxia          | 115.90 | 178.06 | 321.17 | 521.90   | 578.13   | 589.98   | 591.01   | 636.39   |
| 新 疆 Xinjiang         | 199.17 | 198.01 | 394.30 | 545.61   | 683.47   | 703.17   | 740.44   | 777.62   |

9-19 各地区农村居民家庭平均每人按来源分的纯收入 (1993年)  
RURAL HOUSEHOLD NET INCOME PER CAPITA BY SOURCE AND REGION (1993)

单位: 元

(yuan)

| 地 区<br>Region        | 纯 收 入<br>Net Income | 基 本 收 入<br>Basic Income    |                                    |          | 转移性收入<br>Transfer Income | 财产性收入<br>Property Income |
|----------------------|---------------------|----------------------------|------------------------------------|----------|--------------------------|--------------------------|
|                      |                     | 劳动者报酬<br>Reward of Labours | 家庭经营性收入<br>From Household Business |          |                          |                          |
| 全 国 National         | 921.62              | 872.99                     | 194.51                             | 678.48   | 41.61                    | 7.02                     |
| 北 京 Beijing          | 1 882.58            | 1 788.20                   | 1 005.15                           | 783.05   | 66.43                    | 27.95                    |
| 天 津 Tianjin          | 1 473.12            | 1 421.45                   | 640.73                             | 780.72   | 41.16                    | 10.51                    |
| 河 北 Hebei            | 803.80              | 770.56                     | 220.48                             | 550.08   | 26.77                    | 6.47                     |
| 山 西 Shanxi           | 718.33              | 690.27                     | 225.97                             | 464.30   | 23.48                    | 4.58                     |
| 内 蒙 古 Inner Mongolia | 777.95              | 761.40                     | 72.96                              | 688.44   | 13.82                    | 2.73                     |
| 辽 宁 Liaoning         | 1 160.98            | 1 127.65                   | 302.06                             | 825.59   | 21.75                    | 11.58                    |
| 吉 林 Jilin            | 891.61              | 870.50                     | 97.06                              | 773.44   | 13.08                    | 8.03                     |
| 黑 龙 江 Heilongjiang   | 1 028.36            | 1 007.48                   | 64.48                              | 943.00   | 17.03                    | 3.85                     |
| 上 海 Shanghai         | 2 726.98            | 2 610.48                   | 1 661.80                           | 948.68   | 65.78                    | 50.72                    |
| 江 苏 Jiangsu          | 1 266.87            | 1 217.32                   | 487.51                             | 729.81   | 42.88                    | 6.67                     |
| 浙 江 Zhejiang         | 1 745.94            | 1 639.05                   | 610.66                             | 1 028.39 | 82.15                    | 24.74                    |
| 安 徽 Anhui            | 724.50              | 689.60                     | 94.38                              | 595.22   | 32.43                    | 2.47                     |
| 福 建 Fujian           | 1 210.51            | 1 115.14                   | 234.60                             | 880.54   | 83.10                    | 12.27                    |
| 江 西 Jiangxi          | 869.81              | 832.13                     | 169.49                             | 662.64   | 34.22                    | 3.46                     |
| 山 东 Shandong         | 952.74              | 913.82                     | 226.15                             | 687.67   | 30.41                    | 8.51                     |
| 河 南 Henan            | 695.85              | 665.66                     | 100.49                             | 562.17   | 27.12                    | 3.07                     |
| 湖 北 Hubei            | 783.18              | 755.43                     | 105.86                             | 649.57   | 25.07                    | 2.68                     |
| 湖 南 Hunan            | 851.87              | 821.68                     | 135.85                             | 685.83   | 27.16                    | 3.03                     |
| 广 东 Guangdong        | 1 674.78            | 1 507.40                   | 361.62                             | 1 145.78 | 152.48                   | 14.90                    |
| 广 西 Guangxi          | 892.07              | 839.38                     | 72.39                              | 766.99   | 51.05                    | 1.64                     |
| 海 南 Hainan           | 991.99              | 907.04                     | 56.54                              | 850.50   | 82.99                    | 1.96                     |
| 四 川 Sichuan          | 698.27              | 648.77                     | 120.94                             | 527.83   | 45.55                    | 3.95                     |
| 贵 州 Guizhou          | 579.67              | 541.38                     | 59.63                              | 481.75   | 35.24                    | 3.05                     |
| 云 南 Yunnan           | 674.79              | 599.04                     | 83.48                              | 515.55   | 66.22                    | 9.54                     |
| 西 藏 Tibet            | 889.49              | 826.59                     | 36.89                              | 789.70   | 41.43                    | 21.47                    |
| 陕 西 Shaanxi          | 652.99              | 620.81                     | 116.47                             | 504.34   | 27.56                    | 4.62                     |
| 甘 肃 Gansu            | 550.83              | 526.18                     | 73.97                              | 452.21   | 22.76                    | 1.89                     |
| 青 海 Qinghai          | 672.56              | 644.22                     | 77.37                              | 566.85   | 21.56                    | 6.78                     |
| 宁 夏 Ningxia          | 636.39              | 605.73                     | 112.09                             | 493.64   | 20.73                    | 9.93                     |
| 新 疆 Xinjiang         | 777.62              | 744.18                     | 39.31                              | 704.87   | 22.85                    | 10.59                    |

9-20 农村居民家庭平均每人生活消费支出  
PER CAPITA RURAL HOUSEHOLD LIVING EXPENDITURES

单位：元

(yuan)

| 指 标     | Item                               | 1978   | 1980   | 1985   | 1990   | 1991   | 1992   | 1993   |
|---------|------------------------------------|--------|--------|--------|--------|--------|--------|--------|
| 生活消费支出  | Total Living Expenditures          | 116.06 | 162.21 | 317.42 | 584.63 | 619.79 | 659.01 | 769.65 |
| 按消费类别分  | By Category of Goods               |        |        |        |        |        |        |        |
| 食品      | Food                               | 78.59  | 100.19 | 183.43 | 343.76 | 357.06 | 379.26 | 446.83 |
| 主食      | Grain                              | 51.33  | 60.58  | 83.24  | 135.47 | 132.86 | 139.56 | 167.96 |
| 副食      | Non-Staple Food                    | 24.67  | 35.27  | 73.01  | 146.09 | 155.72 | 167.04 | 195.16 |
| 其他食品    | Other                              | 2.59   | 4.36   | 22.56  | 49.45  | 54.52  | 57.60  | 65.99  |
| 衣着      | Clothing                           | 14.74  | 19.99  | 30.86  | 45.44  | 51.07  | 52.51  | 55.33  |
| 居住      | Residence                          | 11.95  | 22.46  | 57.90  | 101.37 | 102.00 | 104.90 | 106.79 |
| 家庭设备用品  | Household Facilities, Articles     |        |        |        |        |        |        |        |
| 及服务     | and Services                       |        |        | 16.25  | 30.90  | 35.34  | 36.67  | 44.67  |
| 医疗保健    | Medicines and Medical Services     |        |        | 7.65   | 19.02  | 22.34  | 24.14  | 27.17  |
| 交通通讯    | Traffic and Communications         | 10.78  | 19.57  | 5.48   | 8.42   | 10.27  | 12.24  | 17.41  |
| 文教娱乐用品  | Cultural, Education and Recreation |        |        |        |        |        |        |        |
| 及服务     | Articles and Services              |        |        | 12.45  | 31.38  | 36.44  | 43.77  | 58.38  |
| 其他商品及服务 | Other Commodity and Services       |        |        | 3.40   | 4.34   | 5.27   | 5.52   | 13.07  |
| 按消费性质分  | By Source                          |        |        |        |        |        |        |        |
| 货币性消费   | Money                              | 47.64  | 83.83  | 194.68 | 374.74 | 404.74 | 431.37 | 490.14 |
| 食品      | Food                               | 18.91  | 31.13  | 77.27  | 155.85 | 164.40 | 175.73 | 198.02 |
| 衣着      | Clothing                           | 13.12  | 19.61  | 30.03  | 44.03  | 49.69  | 51.17  | 54.75  |
| 居住      | Residence                          | 6.13   | 14.13  | 42.62  | 81.15  | 81.81  | 82.77  | 78.20  |
| 家庭设备用品  | Household Facilities, Articles     |        |        |        |        |        |        |        |
| 及服务     | and Services                       |        |        | 15.97  | 30.74  | 34.83  | 36.16  | 44.35  |
| 医疗保健    | Medicines and Medical Services     |        |        | 7.55   | 18.98  | 22.31  | 24.10  | 26.12  |
| 交通通讯    | Traffic and Communications         | 9.48   | 18.96  | 5.48   | 8.41   | 10.26  | 12.23  | 17.40  |
| 文教娱乐用品  | Cultural, Education and Recreation |        |        |        |        |        |        |        |
| 及服务     | Articles and Services              |        |        | 12.36  | 31.33  | 36.31  | 43.73  | 58.25  |
| 其他商品及服务 | Other Commodity and Services       |        |        | 3.40   | 4.25   | 5.13   | 5.48   | 13.05  |
| 实物性消费   | Material Objects                   | 68.42  | 78.38  | 122.74 | 209.89 | 215.05 | 227.64 | 279.51 |
| 食品      | Food                               | 59.68  | 69.06  | 106.16 | 187.91 | 192.66 | 203.53 | 248.81 |
| 衣着      | Clothing                           | 1.62   | 0.38   | 0.83   | 1.41   | 1.38   | 1.34   | 0.58   |
| 居住      | Residence                          | 5.82   | 8.33   | 15.28  | 20.22  | 20.19  | 22.13  | 28.59  |
| 家庭设备用品  | Household Facilities, Articles     |        |        |        |        |        |        |        |
| 及服务     | and Services                       |        |        | 0.28   | 0.16   | 0.51   | 0.51   | 0.32   |
| 医疗保健    | Medicines and Medical Services     |        |        | 0.10   | 0.04   | 0.03   | 0.04   | 1.05   |
| 交通通讯    | Traffic and Communications         | 1.30   | 0.61   | ...    | 0.01   | 0.01   | 0.01   | 0.01   |
| 文教娱乐用品  | Cultural, Education and Recreation |        |        |        |        |        |        |        |
| 及服务     | Articles and Services              |        |        | 0.09   | 0.05   | 0.13   | 0.04   | 0.13   |
| 其他商品及服务 | Other Commodity and Services       |        |        |        | 0.09   | 0.14   | 0.04   | 0.02   |

9-21 各地区农村居民家庭平均每人生活消费支出 (1993年)  
RURAL HOUSEHOLD PER CAPITA LIVING EXPENDITURES BY REGION (1993)

单位: 元

(yuan)

| 地区<br>Region       | 生活消费支出合计<br>Living Expenditures | 食品<br>Food | 衣着<br>Clothing | 居住<br>Residence | 家庭设备及服务<br>Household Facilities, Articles and Services | 医疗保健<br>Medicines and Medical Services | 交通和通讯<br>Traffic and Communications | 文教、娱乐用品及服务<br>Culture, Education and Recreation Articles and Services | 其他商品及服务<br>Other Commodity and Services |
|--------------------|---------------------------------|------------|----------------|-----------------|--|--|-------------------------------------|---|---|
| 全国 National        | 769.65                          | 446.83     | 55.33          | 106.79          | 44.67  | 27.17                                  | 17.41                               | 58.38   | 13.07                                   |
| 北京 Beijing         | 1 255.23                        | 604.51     | 132.83         | 141.75          | 116.23   | 57.99                                  | 38.12                               | 145.77  | 18.03                                   |
| 天津 Tianjin         | 937.96                          | 500.06     | 89.51          | 149.03          | 57.17  | 31.81                                  | 23.83                               | 71.23   | 15.32                                   |
| 河北 Hebei           | 696.52                          | 406.72     | 52.26          | 96.52           | 35.97  | 44.05                                  | 11.33                               | 41.12   | 8.55                                    |
| 山西 Shanxi          | 598.88                          | 343.50     | 67.08          | 71.22           | 34.75  | 21.40                                  | 11.97                               | 40.36   | 8.60                                    |
| 内蒙古 Inner Mongolia | 695.42                          | 406.13     | 56.58          | 97.67           | 31.72  | 26.16                                  | 12.75                               | 56.65   | 7.76                                    |
| 辽宁 Liaoning        | 940.36                          | 518.49     | 98.50          | 116.04          | 45.00  | 40.48                                  | 18.58                               | 83.83   | 19.44                                   |
| 吉林 Jilin           | 670.02                          | 406.24     | 64.98          | 66.93           | 26.98  | 29.74                                  | 13.03                               | 54.63   | 7.49                                    |
| 黑龙江 Heilongjiang   | 751.39                          | 458.64     | 66.73          | 114.58          | 29.15  | 25.38                                  | 11.75                               | 37.85   | 7.31                                    |
| 上海 Shanghai        | 2 200.07                        | 1 021.56   | 156.99         | 357.29          | 258.58   | 50.17                                  | 65.62                               | 219.68  | 70.18                                   |
| 江苏 Jiangsu         | 1 058.83                        | 531.61     | 78.37          | 189.41          | 90.85  | 35.12                                  | 29.77                               | 82.16   | 21.54                                   |
| 浙江 Zhejiang        | 1 262.45                        | 633.26     | 94.24          | 219.04          | 96.32  | 50.18                                  | 38.51                               | 86.26   | 44.64                                   |
| 安徽 Anhui           | 609.25                          | 389.31     | 42.32          | 61.49           | 32.97  | 20.17                                  | 11.39                               | 41.70   | 9.90                                    |
| 福建 Fujian          | 1 069.79                        | 648.31     | 53.39          | 143.81          | 53.89  | 26.02                                  | 31.07                               | 79.79   | 33.51                                   |
| 江西 Jiangxi         | 712.05                          | 436.82     | 42.26          | 95.10           | 35.62  | 24.57                                  | 17.19                               | 51.77   | 8.72                                    |
| 山东 Shandong        | 724.49                          | 415.60     | 60.18          | 98.84           | 40.60  | 24.73                                  | 14.78                               | 60.30   | 9.46                                    |
| 河南 Henan           | 564.93                          | 334.52     | 46.02          | 74.95           | 30.08  | 22.67                                  | 8.77                                | 39.22   | 8.70                                    |
| 湖北 Hubei           | 722.09                          | 446.62     | 46.67          | 77.60           | 39.24  | 22.14                                  | 10.92                               | 71.31   | 7.59                                    |
| 湖南 Hunan           | 816.56                          | 498.95     | 45.40          | 108.07          | 40.13  | 24.37                                  | 16.14                               | 74.16   | 9.34                                    |
| 广东 Guangdong       | 1 391.01                        | 734.02     | 51.88          | 236.22          | 93.00  | 44.16                                  | 59.53                               | 130.90  | 41.30                                   |
| 广西 Guangxi         | 704.98                          | 453.52     | 30.37          | 75.40           | 36.93  | 19.53                                  | 14.19                               | 69.72   | 5.32                                    |
| 海南 Hainan          | 725.63                          | 487.43     | 33.92          | 51.24           | 35.32  | 18.50                                  | 19.27                               | 65.90   | 14.05                                   |
| 四川 Sichuan         | 647.43                          | 409.78     | 41.00          | 78.96           | 33.86  | 20.29                                  | 12.61                               | 45.23   | 5.70                                    |
| 贵州 Guizhou         | 550.11                          | 390.45     | 35.55          | 46.03           | 23.75  | 10.26                                  | 8.21                                | 27.08   | 8.78                                    |
| 云南 Yunnan          | 625.19                          | 382.59     | 43.25          | 82.52           | 40.66  | 20.14                                  | 10.33                               | 37.29   | 8.41                                    |
| 西藏 Tibet           | 638.15                          | 424.54     | 56.03          | 116.18          | 21.69  | 3.10                                   | 6.25                                | 3.97  | 6.40                                    |
| 陕西 Shaanxi         | 559.60                          | 319.72     | 43.38          | 86.11           | 30.76  | 25.64                                  | 7.44                                | 39.61   | 6.94                                    |
| 甘肃 Gansu           | 537.76                          | 297.70     | 39.53          | 103.45          | 27.59  | 21.56                                  | 8.70                                | 32.36   | 6.87                                    |
| 青海 Qinghai         | 638.51                          | 354.37     | 60.89          | 133.17          | 28.31  | 24.49                                  | 11.20                               | 19.19   | 6.89                                    |
| 宁夏 Ningxia         | 556.58                          | 327.00     | 49.35          | 66.98           | 31.00  | 25.98                                  | 11.37                               | 39.60   | 5.30                                    |
| 新疆 Xinjiang        | 703.56                          | 366.91     | 91.04          | 103.43          | 37.81  | 29.71                                  | 19.43                               | 43.88   | 11.35                                   |

9-22 各地区农村居民家庭平均每人生活消费现金支出 (1993年)  
RURAL HOUSEHOLD PER CAPITA LIVING CASH EXPENDITURES BY REGION (1993)

单位: 元

(yuan)

| 地区<br>Region         | 生活消费<br>支出合计<br>Living<br>Case<br>Expendi-<br>tures | 食 品<br>Food | 衣 着<br>Clothing | 居 住<br>Residence | 家庭设备<br>及 服 务<br>Household<br>Facili-<br>ties,<br>Articles<br>and<br>Services | 医疗保健<br>Medicines<br>and<br>Medical<br>Services | 交通和<br>通 讯<br>Traffic<br>and<br>Communi-<br>cations | 文教、娱乐<br>用品及服务<br>Culture, Ed-<br>ucation and<br>Recreation<br>Articles<br>and<br>Services | 其他商品<br>及服务<br>Other<br>Commod-<br>ity and<br>Services |
|----------------------|---|-------------|-----------------|------------------|---|---|---|--|--|
| 全 国 National         | 490.14  | 198.02      | 54.75           | 78.20            | 44.35   | 26.12   | 17.40   | 58.25  | 13.05  |
| 北 京 Beijing          | 1 095.66  | 445.22      | 132.83          | 141.61           | 116.08  | 57.99   | 38.12   | 145.77   | 18.04  |
| 天 津 Tianjin          | 686.91  | 283.84      | 89.31           | 114.45           | 57.13   | 31.81   | 23.83   | 71.23  | 15.31  |
| 河 北 Hebei            | 398.18  | 146.72      | 51.06           | 78.44            | 35.95   | 26.99   | 11.33   | 39.11  | 8.58   |
| 山 西 Shanxi           | 387.47  | 143.90      | 66.80           | 60.37            | 34.07   | 21.40   | 11.97   | 40.36  | 8.60   |
| 内 蒙 古 Inner Mongolia | 377.10  | 122.14      | 56.39           | 63.60            | 31.66   | 26.16   | 12.75   | 56.65  | 7.75   |
| 辽 宁 Liaoning         | 626.62  | 239.36      | 98.15           | 81.83            | 44.96   | 40.48   | 18.58   | 83.83  | 19.43  |
| 吉 林 Jilin            | 423.13  | 180.53      | 64.98           | 45.76            | 26.98   | 29.74   | 13.03   | 54.63  | 7.48   |
| 黑 龙 江 Heilongjiang   | 422.91  | 185.36      | 66.73           | 59.37            | 29.15   | 25.38   | 11.75   | 37.85  | 7.32   |
| 上 海 Shanghai         | 1 785.83  | 668.68      | 156.77          | 297.29           | 257.43  | 50.17   | 65.62   | 219.68   | 70.19  |
| 江 苏 Jiangsu          | 761.71  | 276.25      | 77.43           | 151.15           | 88.31   | 35.12   | 29.77   | 82.16  | 21.52  |
| 浙 江 Zhejiang         | 1 065.87  | 452.44      | 94.16           | 203.57           | 96.11   | 50.18   | 38.51   | 86.26  | 44.64  |
| 安 徽 Anhui            | 370.36  | 153.03      | 41.94           | 59.32            | 32.91   | 20.17   | 11.39   | 41.70  | 9.90   |
| 福 建 Fujian           | 712.38  | 332.60      | 53.39           | 102.38           | 53.83   | 26.02   | 30.86   | 79.79  | 33.51  |
| 江 西 Jiangxi          | 421.26  | 184.40      | 41.47           | 57.53            | 35.61   | 24.57   | 17.19   | 51.77  | 8.72   |
| 山 东 Shandong         | 474.17  | 187.96      | 59.21           | 77.46            | 40.34   | 24.73   | 14.78   | 60.29  | 9.40   |
| 河 南 Henan            | 312.14  | 113.48      | 45.35           | 43.97            | 29.99   | 22.67   | 8.77  | 39.22  | 8.69   |
| 湖 北 Hubei            | 403.58  | 153.87      | 45.46           | 53.06            | 39.23   | 22.14   | 10.92   | 71.31  | 7.59   |
| 湖 南 Hunan            | 482.26  | 192.04      | 45.08           | 81.31            | 39.83   | 24.37   | 16.14   | 74.16  | 9.33   |
| 广 东 Guangdong        | 1 079.49  | 462.88      | 51.20           | 197.37           | 92.15   | 44.16   | 59.53   | 130.90   | 41.30  |
| 广 西 Guangxi          | 417.33  | 195.99      | 30.34           | 45.68            | 36.55   | 19.53   | 14.19   | 69.72  | 5.33   |
| 海 南 Hainan           | 461.96  | 250.16      | 33.92           | 25.65            | 34.51   | 18.50   | 19.27   | 65.90  | 14.05  |
| 四 川 Sichuan          | 365.85  | 163.64      | 40.89           | 43.91            | 33.58   | 20.29   | 12.61   | 45.23  | 5.70   |
| 贵 州 Guizhou          | 264.36  | 115.51      | 35.44           | 35.74            | 23.36   | 10.26   | 8.21  | 27.08  | 8.76   |
| 云 南 Yunnan           | 393.87  | 165.62      | 43.01           | 68.65            | 40.45   | 20.14   | 10.33   | 37.27  | 8.40   |
| 西 藏 Tibet            | 224.28  | 112.77      | 56.02           | 15.29            | 20.49   | 3.10  | 6.25  | 3.97   | 6.39   |
| 陕 西 Shaanxi          | 331.49  | 115.20      | 42.70           | 63.29            | 30.67   | 25.64   | 7.44  | 39.61  | 6.94   |
| 甘 肃 Gansu            | 259.02  | 85.02       | 39.43           | 37.53            | 27.55   | 21.56   | 8.70  | 32.36  | 6.87   |
| 青 海 Qinghai          | 311.42  | 105.97      | 60.50           | 54.89            | 28.29   | 24.49   | 11.20   | 19.19  | 6.89   |
| 宁 夏 Ningxia          | 333.56  | 109.13      | 49.35           | 61.91            | 30.91   | 25.98   | 11.37   | 39.60  | 5.31   |
| 新 疆 Xinjiang         | 459.54  | 142.98      | 86.24           | 90.39            | 37.53   | 28.25   | 19.36   | 43.62  | 11.17  |

## 9-23 各地区农村居民家庭平均每人主要食品消费量 (1993年)

## RURAL HOUSEHOLD PER CAPITA CONSUMPTION ON MAJOR FOOD BY REGION (1993)

单位: 公斤

(kg)

| 地 区<br>Region        | 粮 食<br>Grain | 蔬 菜<br>Veget-<br>ables | 油 脂 类<br>Edible<br>Oil | 猪 牛 羊 肉<br>Pork,<br>Beef and<br>Mutton | 家 禽<br>Poultry | 蛋 类 及 其<br>制 品<br>Eggs and<br>Related<br>Products | 水 产 品<br>Aquatic<br>Products | 食 糖<br>Sugar | 酒<br>Liquor |
|----------------------|--------------|------------------------|------------------------|--|----------------|---|------------------------------|--------------|-------------|
| 全 国 National         | 266.02       | 107.43                 | 5.66                   | 11.68                                  | 1.62           | 2.88  | 2.76                         | 1.43         | 6.53        |
| 北 京 Beijing          | 198.38       | 95.38                  | 7.94                   | 12.96                                  | 0.84           | 4.11  | 3.53                         | 1.11         | 14.03       |
| 天 津 Tianjin          | 249.20       | 90.95                  | 6.66                   | 8.78                                   | 0.31           | 5.39  | 5.17                         | 0.76         | 8.04        |
| 河 北 Hebei            | 227.15       | 109.26                 | 4.82                   | 6.29                                   | 0.25           | 3.34  | 1.13                         | 0.78         | 4.47        |
| 山 西 Shanxi           | 212.69       | 86.07                  | 4.38                   | 4.05                                   | 0.16           | 2.84  | 0.27                         | 1.30         | 1.87        |
| 内 蒙 古 Inner Mongolia | 320.32       | 99.60                  | 5.20                   | 14.98                                  | 0.44           | 2.76  | 0.64                         | 1.06         | 6.07        |
| 辽 宁 Liaoning         | 273.15       | 187.97                 | 5.05                   | 12.28                                  | 0.96           | 5.71  | 3.60                         | 0.56         | 8.05        |
| 吉 林 Jilin            | 324.16       | 142.91                 | 5.51                   | 9.05                                   | 0.88           | 4.05  | 2.05                         | 0.45         | 7.68        |
| 黑 龙 江 Heilongjiang   | 294.89       | 159.93                 | 7.52                   | 6.39                                   | 1.07           | 3.51  | 1.88                         | 0.91         | 9.39        |
| 上 海 Shanghai         | 279.07       | 86.24                  | 7.12                   | 14.95                                  | 4.28           | 5.97  | 8.70                         | 2.89         | 12.91       |
| 江 苏 Jiangsu          | 292.08       | 142.78                 | 7.96                   | 10.63                                  | 2.31           | 6.59  | 6.88                         | 1.73         | 7.50        |
| 浙 江 Zhejiang         | 258.88       | 72.57                  | 4.01                   | 12.76                                  | 2.60           | 3.33  | 11.54                        | 2.64         | 20.47       |
| 安 徽 Anhui            | 273.28       | 92.66                  | 5.91                   | 8.04                                   | 2.18           | 2.87  | 1.89                         | 1.52         | 4.63        |
| 福 建 Fujian           | 270.91       | 108.59                 | 4.22                   | 14.26                                  | 4.18           | 2.79  | 7.10                         | 2.84         | 10.49       |
| 江 西 Jiangxi          | 343.36       | 145.91                 | 6.90                   | 12.39                                  | 1.81           | 2.86  | 2.83                         | 1.55         | 4.25        |
| 山 东 Shandong         | 241.75       | 105.36                 | 5.30                   | 6.51                                   | 0.75           | 4.79  | 2.26                         | 1.17         | 7.59        |
| 河 南 Henan            | 244.14       | 63.58                  | 3.40                   | 4.91                                   | 0.37           | 2.39  | 0.35                         | 1.32         | 2.36        |
| 湖 北 Hubei            | 308.76       | 177.11                 | 9.20                   | 14.00                                  | 1.41           | 3.51  | 4.04                         | 1.27         | 4.88        |
| 湖 南 Hunan            | 311.71       | 132.77                 | 7.10                   | 15.81                                  | 2.26           | 2.54  | 3.33                         | 1.36         | 5.05        |
| 广 东 Guangdong        | 252.50       | 106.63                 | 5.66                   | 18.09                                  | 6.53           | 2.77  | 9.85                         | 3.37         | 3.78        |
| 广 西 Guangxi          | 255.77       | 66.83                  | 4.49                   | 12.28                                  | 3.39           | 0.97  | 1.64                         | 1.28         | 6.32        |
| 海 南 Hainan           | 237.62       | 79.09                  | 2.86                   | 9.68                                   | 5.41           | 0.86  | 9.77                         | 1.44         | 4.64        |
| 四 川 Sichuan          | 254.59       | 118.93                 | 6.01                   | 21.00                                  | 1.21           | 2.54  | 0.59                         | 1.55         | 4.76        |
| 贵 州 Guizhou          | 230.00       | 132.84                 | 3.77                   | 18.69                                  | 0.90           | 1.03  | 0.21                         | 0.77         | 5.46        |
| 云 南 Yunnan           | 258.52       | 140.00                 | 4.69                   | 20.60                                  | 1.96           | 1.61  | 0.63                         | 2.29         | 4.57        |
| 西 藏 Tibet            | 240.70       | 21.56                  | 6.46                   | 14.62                                  | 0.06           | 1.15  | 0.01                         | 2.32         | 91.50       |
| 陕 西 Shaanxi          | 240.94       | 62.49                  | 4.40                   | 6.85                                   | 0.20           | 1.48  | 0.08                         | 0.83         | 1.90        |
| 甘 肃 Gansu            | 262.68       | 29.36                  | 3.64                   | 5.59                                   | 0.16           | 0.92  | 0.06                         | 0.80         | 1.49        |
| 青 海 Qinghai          | 267.55       | 37.27                  | 8.97                   | 14.92                                  | 0.21           | 0.59  | 0.12                         | 0.79         | 1.29        |
| 宁 夏 Ningxia          | 260.71       | 71.03                  | 6.21                   | 7.59                                   | 0.54           | 1.16  | 0.27                         | 1.19         | 0.88        |
| 新 疆 Xinjiang         | 258.15       | 62.23                  | 8.90                   | 7.22                                   | 0.83           | 1.34  | 0.28                         | 0.60         | 0.88        |

9-24 各地区农村居民家庭平均每人主要衣着消费量 (1993年)  
RURAL HOUSEHOLD PER CAPITA CONSUMPTION ON CLOTHING BY REGION (1993)

| 地 区<br>Region        | 棉 布<br>(米)<br>Cotton<br>Cloth<br>(m) | 化 纤 布<br>(米)<br>Chemical<br>Fiber Cloth<br>(m) | 呢 绒<br>(米)<br>Woolen<br>Fabric<br>(m) | 绸 缎<br>(米)<br>Silk and<br>Satin<br>(m) | 毛线及毛线织品<br>(公斤)<br>Knitting Wool and<br>Woolen Knitwear<br>(kg) | 胶鞋、球鞋、皮鞋<br>(双)<br>Rubber,<br>Gymshoes and<br>Leather Shoes<br>(pairs) |
|----------------------|--------------------------------------|--|---------------------------------------|--|---|--|
| 全 国 National         | 0.69                                 | 1.75   | 0.07                                  | 0.03                                   | 0.07  | 0.64   |
| 北 京 Beijing          | 1.02                                 | 2.05   | 0.13                                  | 0.03                                   | 0.14  | 0.52   |
| 天 津 Tianjin          | 1.32                                 | 1.79   | 0.09                                  | 0.03                                   | 0.08  | 0.59   |
| 河 北 Hebei            | 0.96                                 | 1.83   | 0.05                                  | 0.04                                   | 0.07  | 0.39   |
| 山 西 Shanxi           | 1.03                                 | 2.15   | 0.04                                  | 0.06                                   | 0.08  | 0.51   |
| 内 蒙 古 Inner Mongolia | 1.04                                 | 1.76   | 0.06                                  | 0.02                                   | 0.08  | 0.58   |
| 辽 宁 Liaoning         | 0.98                                 | 1.99   | 0.15                                  | 0.06                                   | 0.07  | 0.85   |
| 吉 林 Jilin            | 0.54                                 | 1.49   | 0.06                                  | 0.01                                   | 0.05  | 0.81   |
| 黑 龙 江 Heilongjiang   | 0.43                                 | 1.59   | 0.05                                  | 0.02                                   | 0.06  | 0.74   |
| 上 海 Shanghai         | 0.66                                 | 2.01   | 0.22                                  | 0.04                                   | 0.07  | 0.67   |
| 江 苏 Jiangsu          | 0.70                                 | 2.17   | 0.11                                  | 0.04                                   | 0.12  | 0.61   |
| 浙 江 Zhejiang         | 0.72                                 | 2.37   | 0.10                                  | 0.03                                   | 0.11  | 0.78   |
| 安 徽 Anhui            | 0.26                                 | 1.57   | 0.04                                  | 0.01                                   | 0.09  | 0.61   |
| 福 建 Fujian           | 0.34                                 | 1.54   | 0.12                                  | 0.01                                   | 0.05  | 0.55   |
| 江 西 Jiangxi          | 0.48                                 | 2.21   | 0.07                                  | ...                                    | 0.11  | 0.86   |
| 山 东 Shandong         | 1.31                                 | 1.79   | 0.10                                  | 0.02                                   | 0.01  | 0.57   |
| 河 南 Henan            | 0.73                                 | 1.91   | 0.05                                  | 0.02                                   | 0.11  | 0.40   |
| 湖 北 Hubei            | 0.51                                 | 2.00   | 0.08                                  | 0.01                                   | 0.08  | 0.77   |
| 湖 南 Hunan            | 0.40                                 | 1.78   | 0.04                                  | ...                                    | 0.07  | 0.81   |
| 广 东 Guangdong        | 0.21                                 | 1.46   | 0.06                                  | ...                                    | 0.02  | 0.54   |
| 广 西 Guangxi          | 0.32                                 | 1.52   | 0.01                                  | ...                                    | 0.02  | 0.52   |
| 海 南 Hainan           | 0.31                                 | 1.22   | 0.06                                  | 0.01                                   | 0.00  | 0.50   |
| 四 川 Sichuan          | 0.62                                 | 1.45   | 0.04                                  | 0.01                                   | 0.08  | 0.72   |
| 贵 州 Guizhou          | 0.95                                 | 1.24   | 0.02                                  | ...                                    | 0.10  | 0.91   |
| 云 南 Yunnan           | 0.60                                 | 1.60   | 0.03                                  | 0.11                                   | 0.07  | 0.74   |
| 西 藏 Tibet            | 1.44                                 | 0.68   | 0.20                                  | 0.03                                   | 0.07  | 1.51   |
| 陕 西 Shaanxi          | 0.77                                 | 2.06   | 0.04                                  | 0.07                                   | 0.01  | 0.38   |
| 甘 肃 Gansu            | 0.35                                 | 1.38   | 0.06                                  | 0.03                                   | 0.13  | 0.44   |
| 青 海 Qinghai          | 1.10                                 | 1.80   | 0.07                                  | 0.15                                   | 0.07  | 0.65   |
| 宁 夏 Ningxia          | 0.68                                 | 1.78   | 0.06                                  | 0.03                                   | 0.13  | 0.45   |
| 新 疆 Xinjiang         | 1.47                                 | 1.85   | 0.30                                  | 0.31                                   | 0.11  | 0.94   |

9-25 农村居民家庭平均每人主要消费品消费量  
RURAL HOUSEHOLD PER CAPITA CONSUMPTION ON MAJOR CONSUMER GOODS

| 品名       | Item  | 1978   | 1980   | 1985   | 1990   | 1991   | 1992   | 1993   |
|----------|---|--------|--------|--------|--------|--------|--------|--------|
| 粮食(原粮)   | Grain(Unprocessed Grains)(kg)                   | 247.83 | 257.16 | 257.45 | 262.08 | 255.58 | 250.50 | 266.02 |
| # 细粮     | Wheat and Rice (kg)                             | 122.51 | 162.92 | 208.83 | 215.02 | 213.82 | 210.63 | 221.02 |
| 蔬菜       | Fresh Vegetables (kg)                           | 141.50 | 127.21 | 131.13 | 134.00 | 126.97 | 129.12 | 107.43 |
| 食用油      | Edible Vegetable Oil (kg)                       | 1.97   | 2.49   | 4.04   | 5.17   | 5.65   | 5.85   | 5.66   |
| 猪牛羊肉     | Pork, Beef and Mutton (kg)                      | 5.76   | 7.75   | 10.97  | 11.34  | 12.15  | 11.83  | 11.68  |
| 家禽       | Poultry (kg)                                    | 0.25   | 0.66   | 1.03   | 1.26   | 1.34   | 1.49   | 1.62   |
| 蛋及制品     | Eggs and Related Products(kg)                   | 0.80   | 1.20   | 2.05   | 2.41   | 2.73   | 2.85   | 2.88   |
| 鱼虾       | Fish and Shrimp (kg)                            | 0.84   | 1.10   | 1.64   | 2.13   | 2.21   | 2.25   | 2.47   |
| 食糖       | Sugar (kg)                                      | 0.73   | 1.06   | 1.46   | 1.50   | 1.40   | 1.54   | 1.43   |
| 酒        | Liquor (kg)                                     | 1.22   | 1.89   | 4.37   | 6.14   | 6.38   | 6.56   | 6.53   |
| 棉布       | Cotton Cloth (m)                                | 5.63   | 4.30   | 2.54   | 0.90   | 0.90   | 0.80   | 0.69   |
| 棉花       | Cotton (kg)                                     | 0.40   | 0.38   | 0.43   | 0.31   | 0.33   | 0.33   |        |
| 化纤布      | Chemical Fiber Cloth (m)                        | 0.41   | 0.94   | 2.50   | 1.74   | 1.83   | 1.88   | 1.75   |
| 呢绒       | Woolen Fabric (m)                               | 0.02   | 0.06   | 0.14   | 0.08   | 0.09   | 0.08   | 0.07   |
| 绸缎       | Silk and Satin (m)                              | 0.02   | 0.06   | 0.07   | 0.04   | 0.05   | 0.04   | 0.03   |
| 毛线及毛线织品  | Knitting Wool and Knitwear (kg)                 | 0.02   | 0.05   | 0.04   | 0.07   | 0.08   | 0.07   | 0.07   |
| 胶鞋、球鞋、皮鞋 | Rubber Shoes, Gynshoes and Leather Shoes (pair) | 0.32   | 0.51   | 0.55   | 0.67   | 0.74   | 0.73   | 0.64   |

9-26 农村居民家庭平均每百户年底耐用消费品拥有量  
RURAL HOUSEHOLD YEAR-END POSSESSION OF DURABLE CONSUMER GOODS PER 100 HOUSEHOLDS

| 品名    | Item                        | 1978  | 1980  | 1985   | 1990   | 1991   | 1992   | 1993   |
|-------|-----------------------------|-------|-------|--------|--------|--------|--------|--------|
| 自行车   | Bicycles (辆)                | 30.73 | 36.87 | 80.64  | 118.33 | 121.64 | 125.66 | 133.39 |
| 缝纫机   | Sewing Machines (架)         | 19.80 | 23.31 | 43.21  | 55.19  | 55.84  | 57.31  | 61.31  |
| 钟     | Clocks (只)                  | 24.33 | 30.95 | 37.32  | 49.01  | 47.95  | 52.21  | 62.56  |
| 手表    | Wristwatches (只)            | 27.42 | 37.58 | 126.32 | 172.22 | 160.98 | 164.94 | 170.08 |
| # 电子表 | Electronic Watches (只)      |       |       |        | 23.21  | 20.15  | 22.11  | 32.71  |
| 电风扇   | Electric Fans (台)           |       |       | 9.66   | 41.36  | 53.30  | 60.08  | 71.79  |
| 洗衣机   | Washing Machines (台)        |       |       | 1.90   | 9.12   | 10.99  | 12.23  | 13.82  |
| 家用电冰箱 | Refrigerators (台)           |       |       | 0.06   | 1.22   | 1.64   | 2.17   | 3.05   |
| 摩托车   | Motorcycles (辆)             |       |       |        | 0.89   | 1.10   | 1.42   | 2.14   |
| 沙发    | Sofas (个)                   |       |       | 13.07  | 36.98  | 42.77  | 47.03  | 54.54  |
| 大衣柜   | Wardrobes (个)               |       |       | 53.37  | 75.67  | 78.49  | 81.34  | 81.85  |
| 写字台   | Writing Desks (张)           |       |       | 38.21  | 56.08  | 62.86  | 64.42  | 73.92  |
| 收音机   | Radio Sets (台)              | 17.44 | 33.54 | 54.19  | 45.15  | 32.41  | 31.95  | 32.22  |
| 黑白电视机 | Blank and White TV Sets (台) |       |       | 10.94  | 39.72  | 47.53  | 52.44  | 58.30  |
| 彩色电视机 | Color TV Sets (台)           |       | 0.39  | 0.80   | 4.72   | 6.44   | 8.08   | 10.86  |
| 收录机   | Recorders (台)               |       |       | 4.33   | 17.83  | 19.64  | 20.95  | 24.24  |
| 照相机   | Cameras (架)                 |       |       |        | 0.70   | 0.87   | 1.00   | 0.99   |



## 9-27 各地区农村居民家庭平均每百户主要耐用消费品拥有量 (1993年底)

RURAL HOUSEHOLD YEAR-END POSSESSION OF DURABLE CONSUMER  
GOODS PER 100 HOUSEHOLDS BY REGION (1993)

| 地 区<br>Region        | 自 行 车<br>(辆)<br>Bicycles | 缝 纫 机<br>(架)<br>Sewing<br>Machines | 手 表<br>(只)<br>Watches | # 电子表<br>Electronic<br>Watches | 电 风 扇<br>(台)<br>Electric<br>Fans | 洗 衣 机<br>(台)<br>Washing<br>Machines | 电 冰 箱<br>(台)<br>Refrigerators |
|----------------------|--------------------------|------------------------------------|-----------------------|--------------------------------|----------------------------------|-------------------------------------|-------------------------------|
|                      |                          |                                    |                       |                                |                                  |                                     |                               |
| 全 国 National         | 133.39                   | 61.31                              | 170.08                | 32.71                          | 71.79                            | 13.82                               | 3.05                          |
| 北 京 Beijing          | 254.40                   | 66.67                              | 222.13                | 37.33                          | 102.27                           | 76.67                               | 43.33                         |
| 天 津 Tianjin          | 235.33                   | 89.33                              | 235.00                | 53.33                          | 96.83                            | 55.33                               | 20.00                         |
| 河 北 Hebei            | 184.76                   | 85.24                              | 171.21                | 32.48                          | 76.74                            | 31.00                               | 2.71                          |
| 山 西 Shanxi           | 126.81                   | 79.00                              | 180.14                | 74.95                          | 12.10                            | 18.52                               | 0.90                          |
| 内 蒙 古 Inner Mongolia | 117.25                   | 77.91                              | 142.09                | 50.11                          | 1.65                             | 15.11                               | 0.11                          |
| 辽 宁 Liaoning         | 159.47                   | 71.32                              | 185.29                | 36.35                          | 17.14                            | 41.27                               | 3.97                          |
| 吉 林 Jilin            | 122.63                   | 69.75                              | 147.88                | 34.94                          | 1.50                             | 30.63                               | 0.50                          |
| 黑 龙 江 Heilongjiang   | 101.56                   | 75.89                              | 165.49                | 48.17                          | 1.43                             | 29.24                               | 0.63                          |
| 上 海 Shanghai         | 260.83                   | 83.83                              | 262.33                | 50.50                          | 248.67                           | 53.67                               | 42.33                         |
| 江 苏 Jiangsu          | 179.12                   | 60.71                              | 205.21                | 21.53                          | 140.74                           | 22.32                               | 5.44                          |
| 浙 江 Zhejiang         | 189.44                   | 81.89                              | 260.11                | 24.74                          | 211.30                           | 11.41                               | 13.15                         |
| 安 徽 Anhui            | 112.45                   | 52.06                              | 144.35                | 9.90                           | 89.42                            | 1.23                                | 1.13                          |
| 福 建 Fujian           | 133.30                   | 74.73                              | 241.43                | 33.19                          | 126.10                           | 10.71                               | 4.12                          |
| 江 西 Jiangxi          | 123.10                   | 38.61                              | 157.06                | 21.76                          | 70.98                            | 0.82                                | 0.29                          |
| 山 东 Shandong         | 184.02                   | 74.62                              | 172.88                | 37.00                          | 92.26                            | 9.00                                | 4.05                          |
| 河 南 Henan            | 137.33                   | 77.24                              | 111.81                | 23.69                          | 62.93                            | 8.57                                | 1.05                          |
| 湖 北 Hubei            | 110.67                   | 49.88                              | 146.48                | 23.64                          | 82.64                            | 11.36                               | 0.45                          |
| 湖 南 Hunan            | 94.65                    | 38.84                              | 142.59                | 18.05                          | 82.08                            | 3.14                                | 0.73                          |
| 广 东 Guangdong        | 220.32                   | 73.19                              | 243.06                | 32.46                          | 243.31                           | 10.56                               | 5.08                          |
| 广 西 Guangxi          | 151.47                   | 73.38                              | 146.28                | 7.62                           | 107.45                           | 1.13                                | 0.43                          |
| 海 南 Hainan           | 104.44                   | 68.19                              | 117.78                | 25.56                          | 40.97                            | 1.11                                | 0.28                          |
| 四 川 Sichuan          | 59.24                    | 23.62                              | 180.91                | 17.33                          | 48.91                            | 4.82                                | 0.47                          |
| 贵 州 Guizhou          | 45.98                    | 22.59                              | 133.79                | 26.21                          | 3.13                             | 3.62                                | 0.27                          |
| 云 南 Yunnan           | 80.96                    | 44.42                              | 147.92                | 27.00                          | 2.92                             | 7.46                                | 0.63                          |
| 西 藏 Tibet            | 68.13                    | 28.54                              | 102.71                | 39.38                          | 0.21                             | 0.42                                |                               |
| 陕 西 Shaanxi          | 121.80                   | 69.41                              | 154.77                | 48.29                          | 17.84                            | 10.32                               | 0.27                          |
| 甘 肃 Gansu            | 116.61                   | 65.33                              | 201.33                | 106.22                         | 1.78                             | 8.72                                | 0.17                          |
| 青 海 Qinghai          | 80.83                    | 51.83                              | 179.50                | 82.00                          | 0.17                             | 8.33                                | 0.17                          |
| 宁 夏 Ningxia          | 168.33                   | 69.33                              | 162.33                | 55.00                          | 9.17                             | 24.50                               | 0.83                          |
| 新 疆 Xinjiang         | 134.32                   | 61.94                              | 128.77                | 53.87                          | 5.16                             | 17.03                               | 1.16                          |

续表 1 continued

| 地 区<br>Region        | 摩 托 车<br>(辆)<br>Motorcycles | 收 音 机<br>(台)<br>Radios | 黑 白 电 视 机<br>(台)<br>Black and White<br>Televisions | 彩 色 电 视 机<br>(台)<br>Color<br>Televisions | 收 录 机<br>(台)<br>Recorders | 照 相 机<br>(架)<br>Cameras |
|----------------------|-----------------------------|------------------------|--|--|---------------------------|-------------------------|
| 全 国 National         | 2.14                        | 32.22                  | 58.30  | 10.86                                    | 24.24                     | 0.99                    |
| 北 京 Beijing          | 7.87                        | 38.53                  | 57.60  | 53.47                                    | 50.00                     | 12.00                   |
| 天 津 Tianjin          | 4.17                        | 65.67                  | 72.00  | 40.33                                    | 44.50                     | 3.50                    |
| 河 北 Hebei            | 3.52                        | 49.24                  | 74.71  | 15.64                                    | 25.69                     | 0.86                    |
| 山 西 Shanxi           | 1.95                        | 26.00                  | 57.05  | 15.71                                    | 23.90                     | 0.48                    |
| 内 蒙 古 Inner Mongolia | 1.43                        | 42.58                  | 60.38  | 11.59                                    | 24.07                     | 0.55                    |
| 辽 宁 Liaoning         | 3.17                        | 35.93                  | 73.65  | 21.90                                    | 30.37                     | 1.48                    |
| 吉 林 Jilin            | 1.56                        | 39.44                  | 75.75  | 9.06                                     | 27.81                     | 0.56                    |
| 黑 龙 江 Heilongjiang   | 1.56                        | 45.49                  | 72.72  | 13.08                                    | 25.85                     | 0.54                    |
| 上 海 Shanghai         | 6.00                        | 34.00                  | 73.83  | 35.50                                    | 29.00                     | 4.00                    |
| 江 苏 Jiangsu          | 3.85                        | 45.09                  | 67.74  | 15.00                                    | 26.85                     | 1.74                    |
| 浙 江 Zhejiang         | 2.93                        | 19.56                  | 63.22  | 19.78                                    | 25.85                     | 1.96                    |
| 安 徽 Anhui            | 0.29                        | 39.55                  | 65.39  | 3.06                                     | 23.94                     | 0.55                    |
| 福 建 Fujian           | 6.65                        | 20.55                  | 62.03  | 15.93                                    | 29.84                     | 2.31                    |
| 江 西 Jiangxi          | 1.14                        | 30.29                  | 61.63  | 2.61                                     | 18.94                     | 0.33                    |
| 山 东 Shandong         | 4.14                        | 57.21                  | 69.33  | 13.90                                    | 22.48                     | 1.31                    |
| 河 南 Henan            | 0.52                        | 51.60                  | 49.62  | 7.07                                     | 18.05                     | 0.43                    |
| 湖 北 Hubei            | 0.48                        | 20.79                  | 70.52  | 3.52                                     | 19.30                     | 0.97                    |
| 湖 南 Hunan            | 0.24                        | 10.92                  | 52.68  | 2.43                                     | 12.51                     | 0.38                    |
| 广 东 Guangdong        | 8.19                        | 33.67                  | 53.02  | 23.10                                    | 47.54                     | 0.97                    |
| 广 西 Guangxi          | 0.56                        | 15.41                  | 50.61  | 2.51                                     | 20.56                     | 0.13                    |
| 海 南 Hainan           | 3.61                        | 32.36                  | 14.03  | 8.89                                     | 34.86                     | 0.28                    |
| 四 川 Sichuan          | 0.35                        | 14.18                  | 59.73  | 3.40                                     | 16.84                     | 0.45                    |
| 贵 州 Guizhou          | 0.31                        | 6.34                   | 28.57  | 1.25                                     | 9.82                      | 0.76                    |
| 云 南 Yunnan           | 0.33                        | 16.08                  | 34.58  | 7.96                                     | 28.13                     | 0.79                    |
| 西 藏 Tibet            | 0.42                        | 37.71                  | 4.79   | 3.13                                     | 40.42                     | 0.21                    |
| 陕 西 Shaanxi          | 1.58                        | 38.15                  | 50.90  | 7.66                                     | 16.62                     | 0.41                    |
| 甘 肃 Gansu            | 0.94                        | 34.94                  | 42.94  | 10.22                                    | 25.06                     | 0.39                    |
| 青 海 Qinghai          | 1.83                        | 31.67                  | 36.67  | 8.17                                     | 34.83                     | 1.17                    |
| 宁 夏 Ningxia          | 1.83                        | 25.50                  | 44.67  | 29.50                                    | 32.83                     | 0.50                    |
| 新 疆 Xinjiang         | 3.29                        | 23.81                  | 46.00  | 10.13                                    | 41.35                     | 0.97                    |

9-28 城乡新建住宅面积和居民居住情况  
LIVING CONDITIONS OF URBAN AND RURAL RESIDENTS

| 年 份<br>Year | 城镇新建住宅面积(亿平方米)<br>Floor Space of Newly-Built Residential<br>Buildings in Urban Areas (100 000 000 sq. m) |  | 农村新建房屋面积<br>(亿平方米)  | 人均居住面积(平方米)<br>Per Capita Living Space (sq. m) |              |
|-------------|--|--|---|--|--------------|
|             | 国有和城镇集体投资<br>Investment by<br>State-Owned Units and<br>Urban Collective-<br>Owned Units                  | 城镇个人投资<br>Investment by<br>Urban Residents | Floor Space of<br>Newly-Built Houses<br>in Rural Areas<br>(100 000 000 sq. m) | 城 市<br>Urban                                   | 农 村<br>Rural |
| 1978        | 0.38   |  | 1.0   | 3.6  | 8.1          |
| 1980        | 0.92   |  | 5.0   | 3.9  | 9.4          |
| 1983        | 1.15   | 0.25                                       | 7.0   | 4.6  | 11.6         |
| 1984        | 1.07   | 0.40                                       | 6.0   | 4.9  | 13.6         |
| 1985        | 1.25   | 0.63                                       | 7.2   | 5.2  | 14.7         |
| 1986        | 1.21   | 0.72                                       | 9.8   | 6.0  | 15.3         |
| 1987        | 1.10   | 0.83                                       | 8.8   | 6.1  | 16.0         |
| 1988        | 1.08   | 0.94                                       | 8.4   | 6.3  | 16.6         |
| 1989        | 0.83   | 0.78                                       | 6.8   | 6.6  | 17.2         |
| 1990        | 1.07   | 0.65                                       | 6.9   | 6.7  | 17.8         |
| 1991        | 1.17   | 0.68                                       | 7.9   | 6.9  | 18.5         |
| 1992        | 1.46   | 0.86                                       | 6.6   | 7.1  | 18.9         |
| 1993        | 1.78   | 0.98                                       | 7.3   | 7.5  | 20.7         |

注: 本表“人均居住面积”城市为建设部统计数字, 农村为农村住户抽样调查资料。

a) Figures for living space per capita for urban residents provided by the Ministry of Construction. Figures for living space per capita rural residents obtained from the rural household sample surveys.

9-29 农民家庭房屋使用情况  
RURAL HOUSEHOLD LIVING CONDITIONS

本表为农村住户抽样调查资料。

Figures in this table come from rural household sample surveys.

| 项 目<br>Item  | 1980   | 1985     | 1990     | 1991     | 1992     | 1993   |
|--|--------|----------|----------|----------|----------|--------|
| <b>本年新建房屋</b> Rooms Newly Built Within the Year                          |        |          |          |          |          |        |
| 间数 (间/户) Rooms Per Household (room)                                      |        | 0.30     | 0.19     | 0.21     | 0.17     | 0.15   |
| 面积 (平方米/人) Per Capita Floor Space of Houses (sq. m)                      |        | 1.08     | 0.82     | 0.91     | 0.74     | 0.66   |
| # 砖木结构 Brick and Wood Structures   |        | 0.70     | 0.47     | 0.53     | 0.40     | 0.34   |
| 钢筋混凝土结构 Reinforced Concrete Structures                                   |        | 0.09     | 0.23     | 0.26     | 0.23     | 0.20   |
| 房屋价值 (元/间) Value Per Room (yuan)   |        | 747.43 1 | 906.95 2 | 081.37 2 | 268.39 2 | 515.83 |
| 每平方米价值(元) Value Per Square Meter (yuan)                                  |        | 40.70    | 92.32    | 101.02   | 111.20   | 126.59 |
| 生活用房面积 Living Floor Space Per Capita Space of<br>(平方米/人) Houses (sq. m)  |        | 0.91     | 0.69     | 0.77     | 0.60     | 0.57   |
| 楼房面积 Multi-Floor Buildings Per Capita Space<br>(平方米/人) of Houses (sq. m) |        |          |          |          |          | 0.12   |
| <b>年末使用房屋</b> Make Use of Rooms (End of Year)                            |        |          |          |          |          |        |
| 间数 (间/户) Rooms Per Household (room)                                      | 4.06   | 5.11     | 5.61     | 5.46     | 5.55     | 5.79   |
| 面积 (平方米/人) Floor Space Per Capita (sq. m)                                | 9.40   | 14.70    | 17.83    | 18.49    | 18.88    | 20.71  |
| # 砖木结构 Brick and Wood Structures   |        | 7.47     | 9.84     | 10.41    | 10.74    | 11.78  |
| 钢筋混凝土结构 Reinforced Concrete Structures                                   |        | 0.31     | 1.22     | 1.59     | 1.81     | 2.26   |
| 房屋价值 (元/间) Value Per Room (yuan)   | 269.17 | 465.75   | 803.06 1 | 068.47 1 | 131.52 1 | 164.40 |

## 主要统计指标解释

**城镇居民家庭就业人口** 指城镇居民从事社会劳动并取得劳动报酬或经营收入的人口。就业人口包括通过国家统筹规划和指导由劳动部门介绍就业,自愿组织起来就业和自谋职业等方式,在国有制、集体所有制、中外合资、中外合作、外资在华独资的企事业单位和私营企业单位工作或从事个体劳动的有固定性职业或临时性职业的人口。被聘用和留用的高退休人员也计入就业人口。本指标可以反映城镇居民的就业情况,是计算就业面、负担系数的重要资料。

**城镇居民家庭全部收入** 指被调查城镇居民家庭全部的实际现金收入,包括经常或固定得到的收入和一次性收入。不包括周转性收入,如提取银行存款、向亲友借入款、收回借出款以及其他各种暂收款。

**城镇居民家庭可支配收入** 指被调查城镇居民家庭在支付个人所得税之后,所余下的实际收入。

**城镇居民家庭生活费收入** 指被调查的城镇居民家庭全部收入中能用于安排家庭日常生活的实际收入。即城镇居民家庭的全部实际收入除“赡养支出”、“赠送支出”和缴纳的各种税款以及被调查户非本家庭人口的经济用饭人口所交的“搭伙费”。

**城镇居民家庭消费性支出** 指被调查的城镇居民家庭用于日常生活的全部支出,包括购买商品支出和文化生活、服务等非商品性支出。不包括罚没、丢失款和缴纳的各种税款(如个人所得税、牌照税、房产税等),也不包括个体劳动者生产经营过程中发生的各项费用。

**城镇居民家庭购买商品支出** 指被调查的城镇居民家庭购买商品的全部支出,包括从商店、工厂、饮食业、工作单位食堂、集市以及直接从农民购买各种商品的开支。共分九类:食品、衣着品、日用品、文化娱乐用品、书报杂志、药及医疗用品、房屋及建筑材料、燃料、其他商品。不论自用的或赠送亲友的都包括在内。

**农村居民家庭纯收入** 指农村常住居民家庭总收入中,扣除从事生产和非生产经营费用支出、缴纳税款和上交承包集体任务金额以后剩余的,可直接用于进行生产性、非生产性建设投资、生活消费和积蓄的那一部分收入。它是反映农民家庭实际收入水平的综合性的主要指标。农民家庭纯收入,既包括从事生产性和非生产性的经营收入,又包括取自在外人口寄回带回和国家财政救济、各种补贴等非经营性收入;既包括货币收入,又包括自产自用的实物收入。但不包括向银行、信用社和向亲友借款等属于借贷性的收入。

**农村居民家庭整半劳动力** 指农村常住居民家庭成员中有劳动能力并经常参加实际劳动的人员。是生产的基本要素指标之一,是发展生产增加农民家庭收入的重要源泉。按规定,农村男18周岁至50周岁、女18周岁至45周岁为整劳动力;男16周岁到17周岁、51周岁到60周岁,女16周岁到17周岁、46周岁至55周岁为半劳动力。农民家庭整半劳动力,既包括在上述规定劳动年龄内和在劳动年龄以外有劳动能力并经常参加实际劳动的男女整半劳动力;也包括农民家庭常住人员中属于职工的劳动力。但不包括在劳动年龄内已丧失劳动能力的人员。

**农村居民家庭生活消费支出** 指农村常住居民家庭年内用于日常生活的全部开支。它是用来反映和研究农民家庭实际生活消费水平高低的重要指标。农民家庭生活消费支出,包括用于吃、穿、住、烧、用等生活消费品开支和文化、生活服务费用开支两大部分。

**农村居民家庭商品性生活消费支出** 指农村常住居民家庭用其货币收入,在市场上购买食品、衣着、家庭用家具器皿、日用杂品、燃料、耐用消费品,以及文教卫生用品等生活消费总量。包括向国有商店、集体商店和集市贸易市场以及其他流通渠道购买的全部生活消费品。农民家庭商品性生活消费支出,是农民家庭生活消费支出的一个重要组成部分,是用来反映和分析农民家庭生活消费水平的商品化程度,及其由自给性经济向商品经济发展趋势

的重要指标,也是研究和预测农民家庭对市场消费品需求,制定商品供应计划的重要依据。

**全国城乡储蓄存款余额** 全国城乡储蓄存款,包括城镇居民储蓄存款和农民个人储蓄存款两部分。不包括居民的手存现金和工矿企业、部队、机关团体等集团存款。储蓄存款余额,是指城乡居民存入银行及农村信用社储蓄的时点数(存入数扣除取出数的余额),如月末、季末或年末数额。

4  
2  
11

甲  
乙  
甲  
乙

中国统计年鉴1994

## Explanatory Notes for Major Indicators

**Employed Population in Urban Households** refers to urban residents engaging in certain work and receiving payment for their labor, including those who work in state-owned or collective units, joint ventures, and foreign-owned units with permanent or temporary jobs, which reflects the situation of urban employment and is the basic data for calculating employment rate and dependency rate.

**Total Income of Urban Households** refers to the total actual cash income of the sample households, including regular or fixed income and one-off income. Circulating income such as withdrawal from bank deposits, loans borrowed from relatives or friends, repayment of loans received and various temporary collection of money is excluded.

**Disposable Income** refers to the income of the sample households which can be used for daily expenses, i. e. total income minus income tax.

**Income for Living Expenditure** refers to actual income which can be spent on daily life, i. e. total income minus supporting expenses, gifts, various taxes payment, and food expenses paid by non-family members.

**Living Expenditure** refers to total expenditures of the sample households for daily life, including expenditures on various commodities and expenses for non-commodity items such as culture and service, etc. but excluding fines and confiscation, loss, tax payments (such as income tax, license tax, real estates tax, etc.) and various expenses by individual laborers for business purposes.

**Expenditure on Commodities** refers to total expenses of the sample households for the purchase of commodities from shops, factories, catering industries, canteens, markets and the peasants classified into nine items: food, clothing, daily-life necessities, cultural and recreational articles, newspapers and journals, pharmaceutical and medical treatment, housing and building materials, fuels and other commodities. Include Included are those for own consumption or for gifts to relatives and friends.

**Net Income of Peasants' Households** refers to peasants households total income during a year after the deduction of expenses, which can be spent for investments for production and non-production construction and for improvement of daily life, while loan income borrowed from banks or friends and relatives is not included. It is an indicator of peasants' actual income level.

**Full and Half Laborers of Rural Households** refers to persons of rural households who are able to work and actually engaged in social labor, which are one factor of production and sources of rural household income. According to relevant regulations, male of 18-50, female of 18-45 are considered as full laborers; male of 16-17 and 51-60, female of 16-17 and 46-55 are considered as half laborers. Those who are out of the above age range but able and actually engaged in social labor are also considered as full or half laborers, while those who are within the above age range but unable to work are not counted as full or half laborers.

**Living Expenditure of Peasants' Households** refers to total expenses of peasants' households on daily life, including expenses on food, clothing, housing, fuel, daily used articles, and expenses on cultural life and services. This indicator reflects actual consumption level of peasants.

**Expenditure of Peasants, Households on Commodities** refers to total expenses of peasants' households on purchases of food, clothing, household vessels and appliances, daily-used articles, fuels, durable goods, and cultural, educational, and health care articles, including purchases from state-owned shop, collective shops, free markets, and etc. Expenditure of peasants on commodities is an important part of peasants' consumption expenditure, which reflects the extent of commercialization of peasants' consumption and the developing process of self-sufficient economy and provides basis for analysis and research of peasants' market demand and planning.

**The Balance of Year-end Savings Deposits of Urban and Rural Residents** includes two parts: the bank savings of urban residents and the bank savings of rural residents. The cash hold by residents and the deposits of organizations such as enterprises, army units, institutions, etc. are not taken into account. The Balance of Saving Deposits is the amount of saving deposits at a certain point of time such as the end of month, quarter, or year.

十 城市概况

GENERAL SURVEY OF CITIES

---

---





10-1 全国城市数 (1993年)  
NUMBER OF NATIONAL CITIES (1993)

单位: 个

(unit)

| 地 区<br>Region        | 城 市 计<br>Total | 按 人 口 分 组 Grouped by Population  |                                     |                                  |                               |                            |
|----------------------|----------------|----------------------------------|-------------------------------------|----------------------------------|-------------------------------|----------------------------|
|                      |                | 200 万以上<br>2 000 000<br>and Over | 100-200万<br>1 000 000-<br>2 000 000 | 50-100万<br>500 000-<br>1 000 000 | 20-50万<br>200 000-<br>500 000 | 20 万以下<br>Below<br>200 000 |
| 全 国 National         | 570            | 10                               | 22                                  | 36                               | 160                           | 342                        |
| 北 京 Beijing          | 1              | 1                                |                                     |                                  |                               |                            |
| 天 津 Tianjin          | 1              | 1                                |                                     |                                  |                               |                            |
| 河 北 Hebei            | 30             |                                  | 2                                   | 3                                | 4                             | 21                         |
| 山 西 Shanxi           | 17             |                                  | 1                                   | 1                                | 3                             | 12                         |
| 内 蒙 古 Inner Mongolia | 17             |                                  | 1                                   | 1                                | 4                             | 11                         |
| 辽 宁 Liaoning         | 28             | 1                                | 3                                   | 5                                | 7                             | 12                         |
| 吉 林 Jilin            | 25             |                                  | 2                                   |                                  | 10                            | 13                         |
| 黑 龙 江 Heilongjiang   | 29             | 1                                | 1                                   | 6                                | 9                             | 12                         |
| 上 海 Shanghai         | 1              | 1                                |                                     | 4                                |                               |                            |
| 江 苏 Jiangsu          | 35             | 1                                |                                     | 1                                | 13                            | 17                         |
| 浙 江 Zhejiang         | 31             |                                  | 1                                   | 2                                | 3                             | 26                         |
| 安 徽 Anhui            | 19             |                                  |                                     | 1                                | 10                            | 7                          |
| 福 建 Fujian           | 20             |                                  |                                     |                                  | 4                             | 15                         |
| 江 西 Jiangxi          | 18             |                                  | 1                                   |                                  | 5                             | 12                         |
| 山 东 Shandong         | 43             |                                  | 3                                   | 2                                | 17                            | 21                         |
| 河 南 Henan            | 31             |                                  | 1                                   | 3                                | 8                             | 19                         |
| 湖 北 Hubei            | 31             | 1                                |                                     | 1                                | 9                             | 20                         |
| 湖 南 Hunan            | 28             |                                  | 1                                   | 1                                | 6                             | 20                         |
| 广 东 Guangdong        | 38             | 1                                |                                     | 2                                | 19                            | 16                         |
| 广 西 Guangxi          | 14             |                                  |                                     | 2                                | 3                             | 9                          |
| 海 南 Hainan           | 5              |                                  |                                     |                                  | 1                             | 4                          |
| 四 川 Sichuan          | 31             | 1                                | 1                                   |                                  | 12                            | 17                         |
| 贵 州 Guizhou          | 11             |                                  | 1                                   |                                  | 2                             | 8                          |
| 云 南 Yunnan           | 14             |                                  | 1                                   |                                  | 2                             | 11                         |
| 西 藏 Tibet            | 2              |                                  |                                     |                                  |                               | 2                          |
| 陕 西 Shaanxi          | 13             | 1                                |                                     |                                  | 3                             | 9                          |
| 甘 肃 Gansu            | 13             |                                  | 1                                   |                                  | 2                             | 10                         |
| 青 海 Qinghai          | 3              |                                  |                                     | 1                                |                               | 2                          |
| 宁 夏 Ningxia          | 4              |                                  |                                     |                                  | 2                             | 2                          |
| 新 疆 Xinjiang         | 17             |                                  | 1                                   |                                  | 2                             | 14                         |

10-2 城市社会经济主要指标 (1993年)

| 指 标<br>Item  | 全国总计<br>National<br>Total | 全部城市合计<br>Total Cities      |                             |
|--|---------------------------|-----------------------------|-----------------------------|
|  |                           | 地 区<br>Counties<br>Included | 市 区<br>Counties<br>Excluded |
| 年底人口数 (万人) Population (year-end) (10 000)  | 118 517                   | 83 858.7                    | 42 932.3                    |
| #非农业人口 Nonagricultural Population  | 26 344                    | 22 228.8                    | 17 700.8                    |
| 从业者人数 (万人) Employment (10 000)   | 60 220                    | 42 326.4                    | 23 515.4                    |
| #职工人数 Staff and Workers  | 14 849                    | 12 755.0                    | 10 099.3                    |
| 按产业分 Grouped by Industry   |                           |                             |                             |
| 第一产业 Primary Industry  | 33 966                    | 20 788.0                    | 8 744.0                     |
| 第二产业 Secondary Industry  | 13 517                    | 11 937.2                    | 8 556.2                     |
| 第三产业 Tertiary Industry   | 12 739                    | 9 601.2                     | 6 215.1                     |
| 土地面积(万平方公里) Land Area (10 000 sq. km)  | 960                       | 302.5                       | 144.7                       |
| 农林牧渔业总产值<br>(当年价格, 亿元) (at current prices) (100 000 000 yuan)                        | 10 995.5                  | 8 266.9                     | 3 943.1                     |
| 农林牧渔业总产值<br>(1990年不变价, 亿元) (at 1990 constant prices) (100 000 000 yuan)              |                           | 7 063                       | 3 350.6                     |
| 乡村劳动力 (万人) Rural Labor Force (10 000)  | 44 255.7                  | 30 801.5                    | 13 332.8                    |
| 年末实有耕地面积(万公顷) Cultivated Land Area(year-end) (10 000 ha)                             | 9 510.1                   | 6 041.5                     | 2 518.2                     |
| 主要农产品产量 Output of Major Agricultural Products  |                           |                             |                             |
| 粮食 (万吨) Grain (10 000 tn)  | 45 648.8                  | 29 571.6                    | 13 152.8                    |
| 水果 (万吨) Fruits (10 000 tn)   | 3 011.2                   | 2 246.6                     | 1 158.1                     |
| 猪肉 (万吨) Pork (10 000 tn)   | 2 854.4                   | 1 985.1                     | 883.2                       |
| 牛羊肉 (万吨) Beef and Mutton (10 000 tn)   | 370.9                     | 183.6                       | 80.9                        |
| 水产品 (万吨) Aquatic Products (10 000 tn)  |                           | 1 603.4                     | 939.3                       |
| 工业企业单位数(万个) Number of Industrial Enterprises (10 000)                                | 518 800                   | 417 454                     | 265 186                     |
| #国有单位 State-Owned  | 104 700                   | 80 345                      | 52 916                      |
| 集体单位 Collective-Owned  |                           | 307 422                     | 190 548                     |
| 工业总产值<br>(当年价格, 亿元) (at current prices) (100 000 000 yuan)                           | 52 692                    | 51 219.5                    | 39 023.9                    |
| #乡及乡以上工业总产值 Enterprises at and Above Township Level                                  | 55 388                    | 38 138.9                    | 31 178.5                    |
| 轻工业 Light Industry   | 23 184                    | 15 348.8                    | 11 986.4                    |
| 重工业 Heavy Industry   | 29 508                    | 22 782.7                    | 19 359.8                    |
| 工业总产值<br>(1990年不变价, 亿元) (at 1990 Constant prices) (100 000 000yuan)                  |                           | 44 569.9                    | 33 988                      |
| 独立核算工业企业财务<br>(亿元) with Independent Accounting Revenue Systems<br>(100 000 000 yuan) |                           |                             |                             |
| 产品销售收入 Product Sales Revenue   |                           | 35 039.3                    | 29 001.1                    |
| 利税总额 Pre-Tax Profits   |                           | 5 836.2                     | 4 826.3                     |
| 资产总额 Total Assets  |                           | 34 195.9                    | 28 632.6                    |
| 固定资产原价 Original Value of Fixed Assets  |                           | 22 955                      | 19 305.6                    |
| 每百元资产提供利税(元) Pre-Tax Profits per 100 Yuan Total Assets (yuan)                        |                           | 17.1                        | 16.9                        |
| 每百元固定资产原价实<br>现产值 (元) Fixed Assets (yuan)  |                           | 161                         | 156.9                       |
| 运输邮电<br>Services and Electricity   |                           |                             |                             |

MAIN SOCIAL AND ECONOMIC INDICATORS OF TOTAL CITIES (1993)

| 占全国比重(%)<br>As Percentage to National |                            | 东部地区<br>Eastern Cities |                         | 中部地区<br>Central Cities |                         | 西部地区<br>Western Cities |                         |
|---------------------------------------|----------------------------|------------------------|-------------------------|------------------------|-------------------------|------------------------|-------------------------|
| 地区<br>Counties<br>Included            | 市区<br>Counties<br>Excluded | 绝对数<br>Total           | 比重<br>Percentage<br>(%) | 绝对数<br>Total           | 比重<br>Percentage<br>(%) | 绝对数<br>Total           | 比重<br>Percentage<br>(%) |
| 70.76                                 | 36.22                      | 43 562.7               | 51.95                   | 26 346.3               | 31.42                   | 13 949.6               | 16.63                   |
| 84.38                                 | 67.19                      | 11 374.6               | 51.17                   | 7 543.6                | 33.94                   | 3 310.6                | 14.89                   |
| 70.29                                 | 39.05                      | 21 735.6               | 51.35                   | 13 100.0               | 30.95                   | 7 490.9                | 17.70                   |
| 85.90                                 | 68.01                      | 6 463.7                | 50.68                   | 4 446.4                | 34.86                   | 1 844.9                | 14.46                   |
| 61.20                                 | 25.74                      | 9 465.6                | 45.53                   | 6 844.9                | 32.93                   | 4 477.5                | 21.54                   |
| 88.31                                 | 63.30                      | 7 011.7                | 58.74                   | 3 343.1                | 28.01                   | 1 582.4                | 13.26                   |
| 75.37                                 | 48.79                      | 5 258.2                | 54.77                   | 2 912.0                | 30.33                   | 1 431.0                | 14.90                   |
| 31.51                                 | 15.07                      | 96.6                   | 31.92                   | 121.7                  | 40.23                   | 84.2                   | 27.85                   |
| 75.18                                 | 35.86                      | 4 860.3                | 58.79                   | 2 359.3                | 28.54                   | 1 047.3                | 12.67                   |
|                                       |                            | 4 059.7                | 57.48                   | 2 066.1                | 29.25                   | 937.1                  | 13.27                   |
| 69.60                                 | 30.13                      | 15 495.2               | 50.31                   | 9 281.6                | 30.13                   | 6 024.8                | 19.56                   |
| 63.53                                 | 26.48                      | 2 496.6                | 41.32                   | 2 635.0                | 43.62                   | 909.9                  | 15.06                   |
| 64.78                                 | 28.81                      | 13 502.8               | 45.66                   | 11 867.3               | 40.13                   | 4 201.5                | 14.21                   |
| 74.20                                 | 38.30                      | 1 680.9                | 74.82                   | 250.0                  | 11.13                   | 315.7                  | 14.05                   |
| 69.54                                 | 30.94                      | 947.7                  | 47.74                   | 597.4                  | 30.09                   | 440.0                  | 22.17                   |
| 49.51                                 | 21.81                      | 102.2                  | 55.64                   | 60.7                   | 33.05                   | 20.8                   | 11.30                   |
|                                       |                            | 1 356.2                | 84.58                   | 213.0                  | 13.29                   | 34.2                   | 2.13                    |
| 80.47                                 | 51.12                      | 244 100                | 58.47                   | 116 140                | 27.82                   | 57 214                 | 13.71                   |
| 76.74                                 | 50.54                      | 42 523                 | 52.93                   | 25 833                 | 32.15                   | 11 989                 | 14.92                   |
|                                       |                            | 176 197                | 57.31                   | 87 692                 | 28.52                   | 43 533                 | 14.16                   |
| 97.21                                 | 74.06                      | 35 643                 | 69.59                   | 10 744                 | 20.98                   | 4 832.5                | 9.43                    |
| 68.86                                 | 56.29                      | 25 977.1               | 68.11                   | 8 269.9                | 21.68                   | 3 891.9                | 10.20                   |
| 66.20                                 | 51.70                      | 11 558.5               | 75.31                   | 2 519.0                | 16.41                   | 1 271.3                | 8.28                    |
| 77.21                                 | 65.61                      | 14 411.2               | 63.26                   | 5 750.8                | 25.24                   | 2 620.6                | 11.50                   |
|                                       |                            | 31 414.2               | 70.48                   | 9 058.1                | 20.32                   | 4 097.6                | 9.19                    |
|                                       |                            | 23 451.6               | 66.93                   | 7 821.8                | 22.32                   | 3 766                  | 10.75                   |
|                                       |                            | 4 562                  | 78.17                   | 802.5                  | 13.75                   | 471.8                  | 8.08                    |
|                                       |                            | 21 185.7               | 61.95                   | 8 920.3                | 26.09                   | 4 089.9                | 11.96                   |
|                                       |                            | 13 636.2               | 59.40                   | 6 417.6                | 27.96                   | 2 901.1                | 12.64                   |
|                                       |                            | 21.5                   | 126.17                  | 9.0                    | 52.71                   | 11.5                   | 67.59                   |
|                                       |                            | 184.3                  | 114.46                  | 125.2                  | 77.77                   | 130.8                  | 81.22                   |

续表 1 continued

| 指 标<br>Item   | 全国总计<br>National<br>Total | 全部城市合计<br>Total Cities      |                             |
|---|---------------------------|-----------------------------|-----------------------------|
|   |                           | 地 区<br>Counties<br>Included | 市 区<br>Counties<br>Excluded |
| 客运量(发送) (亿人) Passenger Traffic (10 000)   | 99.7                      | 84.5                        | 64                          |
| 货运量(发送) (亿吨) Freight Traffic (10 000 tn)  | 122.7                     | 82.9                        | 64.3                        |
| 年底邮电局所数(万个) Number of Post Offices(year-end) (10 000)   | 57 005                    | 39 358                      | 21 779                      |
| 邮电业务总量<br>(1990年不变价, 亿元) Revenue of Post and Telecommunications Services<br>(at 1990 constant prices, 100 000 000 yuan) | 462.7                     | 433.2                       | 375.3                       |
| 年末电话机数 (万部) Number of Telephones(year-end) (10 000)   | 2 612.9                   | 2 368.3                     | 2 019.5                     |
| 年用电量(亿千瓦时) Annual Electricity Consumption (100 000 000 kwh)   | 6 664.9                   | 5 336.5                     |                             |
| 固定资产投资额(亿元) Total Investment in Fixed Assets(100 000 000 yuan)  | 12 457.9                  | 6 332.2                     | 5 457.2                     |
| #住宅 Residential Housing   | 2 722.4                   | 635.2                       | 548.6                       |
| #国有单位 State-Owned Units   | 7 658                     | 5 859.1                     | 5 099.4                     |
| 城镇集体 Urban Collective-Owned Units   | 600.1                     | 473.1                       | 357.8                       |
| 新增固定资产 (亿元) Newly Increased Fixed Assets (100 000 000 yuan)   |                           |                             |                             |
| 国有单位 State-Owned Units  | 4 818                     | 3 847.7                     | 3 317.2                     |
| 城镇集体单位 Urban Collective-Owned Units   |                           | 331.5                       | 242.2                       |
| 社会消费品零售额(亿元) Total Value of Consumer Goods (100 000 000 yuan)   | 12 237.0                  | 10 959.9                    | 8 445.7                     |
| 商业饮食业服务业机<br>构数 (万个) Number of Retail Trade and Food Services (10 000)  |                           | 952.4                       | 583.3                       |
| 商业饮食业服务业人<br>员数 (万人) Personnel of Retail Trade and Food Services<br>(10 000)  |                           | 2 904.8                     | 1 988.3                     |
| 实际利用外资金额<br>(亿美元) Foreign Capital Actually Utilized<br>(US \$ 100 000 000)  | 398.6                     | 295.1                       | 223                         |
| 旅游外汇收入总额<br>(外汇券万元) Foreign Exchange Revenue from Tourism<br>(FEC 10 000 yuan)  | 3 886 890                 | 2 589 031                   |                             |
| 在校学生数 (万人) Student Enrollment (10 000)  |                           |                             |                             |
| 普通高等学校 Regular Institutes of Higher Education   | 253.6                     | 256.9                       | 254.2                       |
| 中等专业学校 Specialized Secondary Schools  |                           | 264.9                       | 290.4                       |
| 普通中学 Regular Secondary Schools  | 4 739.1                   | 3 517.2                     | 1 987.7                     |
| 农业、职业中学 Agricultural and Vocational Middle Schools  | 362.6                     | 277.9                       | 187.6                       |
| 技工学校 Technical Schools  | 209.8                     | 160.5                       | 143.1                       |
| 小学 Primary Schools  | 12 421.2                  | 8 326.2                     | 4 303.1                     |
| 成人高等学校 Students of Adult Schools of Higher Education  |                           | 178.6                       | 167.7                       |
| 自然科技人员数(万人) Natural Scientific and Technical Personnel(10 000)  |                           | 1 057.7                     | 860.9                       |
| #中级技术职称以上人员 Medium and Senior Titles  |                           | 466.9                       | 393.1                       |
| 卫生机构数 (万个) Number of Health Care Institutions (10 000)  | 193 586                   | 149 199                     | 104 613                     |
| #医院 (个) Hospitals (unit)  | 60 784                    | 39 320                      | 20 979                      |
| 医院床位数 (万张) Number of Hospital Beds (10 000)   | 279.5                     | 224.4                       | 166.4                       |
| 卫生技术人员 (万人) Number of Medical Technical Personnel (10 000)  | 411.7                     | 339.0                       | 256.3                       |
| #医生 Doctors   | 183.2                     | 147.3                       | 112.2                       |
| 职工工资总额 (亿元) Total Wages of Staff and Workers(100 000 000 yuan)  | 4 916.2                   | 4 370.1                     | 3 648.9                     |
| 年底全国城乡储蓄存款<br>余额 (亿元) (year-end) Urban and Rural Savings Deposit Balances<br>(100 000 000 yuan)                         | 15 203.5                  | 13 223.6                    | 10 014.8                    |

注: 工业企业单位数为乡及乡以上单位。

续表 2 continued

| 占全国比重(%)<br>As Percentage to National |                            | 东部地区<br>Eastern Cities |                         | 中部地区<br>Central Cities |                         | 西部地区<br>Western Cities |                         |
|---------------------------------------|----------------------------|------------------------|-------------------------|------------------------|-------------------------|------------------------|-------------------------|
| 地区<br>Counties<br>Included            | 市区<br>Counties<br>Excluded | 绝对数<br>Total           | 比重<br>Percentage<br>(%) | 绝对数<br>Total           | 比重<br>Percentage<br>(%) | 绝对数<br>Total           | 比重<br>Percentage<br>(%) |
| 84.78                                 | 64.26                      | 42.3                   | 50.02                   | 25.6                   | 30.30                   | 16.6                   | 19.69                   |
| 67.57                                 | 52.39                      | 44.8                   | 54.01                   | 25.1                   | 30.30                   | 13                     | 15.69                   |
| 69.04                                 | 38.21                      | 18 866                 | 47.93                   | 11 975                 | 30.43                   | 8 517                  | 21.64                   |
| 93.61                                 | 81.12                      | 321.5                  | 74.22                   | 77.5                   | 17.90                   | 34.2                   | 7.89                    |
| 90.61                                 | 77.29                      | 1 590.5                | 67.16                   | 542                    | 22.88                   | 235.9                  | 9.96                    |
|                                       |                            | 3 746                  | 56.20                   | 1 926.6                | 28.91                   | 992.4                  | 14.89                   |
| 50.83                                 | 43.81                      | 4 042.7                | 63.84                   | 1 528.2                | 24.13                   | 761.4                  | 12.02                   |
| 23.33                                 | 20.15                      | 364.3                  | 57.34                   | 165.7                  | 26.09                   | 105.2                  | 16.56                   |
| 76.51                                 | 66.59                      | 3 675.1                | 62.73                   | 1 458                  | 24.88                   | 726                    | 12.39                   |
| 78.84                                 | 59.62                      | 367.6                  | 77.69                   | 70.2                   | 14.84                   | 35.4                   | 7.47                    |
| 79.86                                 | 68.85                      | 2 395.9                | 62.27                   | 977.3                  | 25.40                   | 474.5                  | 12.33                   |
|                                       |                            | 254.3                  | 76.72                   | 54.2                   | 16.35                   | 23                     | 6.93                    |
| 89.60                                 | 69.00                      | 6 854.3                | 62.54                   | 2 766.4                | 25.24                   | 1 339.2                | 12.22                   |
|                                       |                            | 520.8                  | 54.69                   | 286.2                  | 30.05                   | 145.3                  | 15.26                   |
|                                       |                            | 1 683.1                | 57.94                   | 894.8                  | 30.81                   | 326.9                  | 11.25                   |
| 74.03                                 | 55.94                      | 254.4                  | 86.23                   | 29.1                   | 9.86                    | 11.6                   | 3.91                    |
| 66.61                                 |                            | 2 374 418              | 91.71                   | 73 672                 | 2.85                    | 140 941                | 5.44                    |
|                                       |                            | 127.7                  | 49.70                   | 80.8                   | 31.46                   | 48.4                   | 18.83                   |
|                                       |                            | 125                    | 47.18                   | 90.8                   | 34.28                   | 49.1                   | 18.54                   |
| 74.22                                 | 41.94                      | 1 765.3                | 50.19                   | 1 271                  | 36.14                   | 480.9                  | 13.67                   |
| 76.64                                 | 51.75                      | 145                    | 52.17                   | 96.2                   | 34.63                   | 36.7                   | 13.20                   |
| 76.52                                 | 68.19                      | 67.1                   | 41.82                   | 60.9                   | 37.91                   | 32.5                   | 20.27                   |
| 67.03                                 | 34.64                      | 4 172.5                | 50.11                   | 2 915.9                | 35.02                   | 1 237.8                | 14.87                   |
|                                       |                            | 84.7                   | 47.39                   | 58.6                   | 32.82                   | 35.4                   | 19.79                   |
|                                       |                            | 518.6                  | 49.03                   | 348.8                  | 32.97                   | 190.4                  | 18.00                   |
|                                       |                            | 255.3                  | 54.68                   | 131                    | 28.07                   | 80.5                   | 17.25                   |
| 77.07                                 | 54.04                      | 76 710                 | 51.41                   | 45 986                 | 30.82                   | 26 503                 | 17.76                   |
| 64.69                                 | 34.51                      | 17 372                 | 44.18                   | 13 609                 | 34.61                   | 8 339                  | 21.21                   |
| 80.29                                 | 59.54                      | 109.1                  | 48.63                   | 76.6                   | 34.14                   | 38.7                   | 17.23                   |
| 82.30                                 | 62.31                      | 168                    | 49.56                   | 114.5                  | 33.76                   | 56.5                   | 16.68                   |
| 80.40                                 | 61.09                      | 73                     | 49.58                   | 48.2                   | 32.71                   | 26.1                   | 17.71                   |
| 88.89                                 | 74.22                      | 2 527.2                | 57.83                   | 1 267.7                | 29.01                   | 575.3                  | 13.16                   |
| 86.98                                 | 65.87                      | 8 472.8                | 64.07                   | 3 233.6                | 24.45                   | 1 517.2                | 11.47                   |

a) Number of industrial enterprises refers to enterprises at township level and above.

### 10-3 按人口分组的城市社会经济主要指标 (1993年)

包括市辖县。

| 指 标              | Item  | 200 万以上<br>2 000 000 and Over |                          |
|------------------|---|-------------------------------|--------------------------|
|                  |   | 绝对数<br>Total                  | 比 重<br>Percentage<br>(%) |
| 年底人口数            | (万人) Population (year-end) (10 000)   | 8 385.9                       | 10.00                    |
| #非农业人口           | Nonagricultural Population  | 4 418.9                       | 19.88                    |
| 从业者人数            | (万人) Employment (10 000)  | 4 856.5                       | 11.47                    |
| #职工人数            | Staff and Workers   | 2 624.5                       | 20.58                    |
| 按产业分             | Grouped by industry   |                               |                          |
| 第一产业             | Primary Industry  | 1 274.2                       | 6.13                     |
| 第二产业             | Secondary Industry  | 2 015.3                       | 16.88                    |
| 第三产业             | Tertiary Industry   | 1 567                         | 16.32                    |
| 土地面积             | (万平方公里) Land Area (10 000 sq. km)   | 12.1                          | 4.01                     |
| 农林牧渔业总产值         | Gross Output Value of Agriculture   | 699.6                         | 8.46                     |
| (当年价格, 亿元)       | (at current prices)(100 000 000 yuan)   |                               |                          |
| 农林牧渔业总产值         | Gross Output Value of Agriculture   | 575.7                         | 8.15                     |
| (1990年不变价, 亿元)   | (at 1990 constant prices) (100 000 000 yuan)  |                               |                          |
| 乡村劳动力            | (万人) Rural Labor Force (10 000)   | 2 066.1                       | 6.71                     |
| 年末实有耕地面积         | (万公顷) Cultivated Land Area(year-end) (10 000 ha)  | 390.4                         | 6.46                     |
| 主要农产品产量          | Output of Major Agricultural Products   |                               |                          |
| 粮食               | (万吨) Grain (10 000 tn)  | 1 960.8                       | 6.63                     |
| 水果               | (万吨) Fruits (10 000 tn)   | 155.4                         | 6.92                     |
| 猪肉               | (万吨) Pork (10 000 tn)   | 181.2                         | 9.13                     |
| 牛羊肉              | (万吨) Beef and Mutton (10 000 tn)  | 10.1                          | 5.51                     |
| 水产品              | (万吨) Aquatic Products (10 000 tn)   | 89.5                          | 5.58                     |
| 工业企业单位数          | (万个) Number of Industrial Enterprises (10 000)  | 73 206                        | 17.54                    |
| #国有单位            | State-Owned   | 15 944                        | 19.84                    |
| 集体单位             | Collective-Owned  | 48 203                        | 15.68                    |
| 工业总产值 (当年价格, 亿元) | Gross Output Value of Industry (at current prices) (100 000 000 yuan)   | 10 342.9                      | 20.19                    |
| #乡及乡以上工业总产值      | Enterprises at and Above Township Level   | 9 031.9                       | 23.68                    |
| 轻工业              | Light Industry  | 3 265.4                       | 21.27                    |
| 重工业              | Heavy Industry  | 5 766.5                       | 25.31                    |
| 工业总产值            | Gross Output Value of Industry  | 7 806                         | 17.51                    |
| (1990年不变价, 亿元)   | (at 1990 constant prices) (100 000 000yuan)   |                               |                          |
| 独立核算工业企业财务 (亿元)  | Financial Indicators of Industrial Enterprises with Independent Accounting Revenue Systems (100 000 000 yuan) |                               |                          |
| 产品销售收入           | Product Sales Revenue   | 8 647.1                       | 24.68                    |
| 利税总额             | Pre-Tax Profits   | 3 028.9                       | 51.90                    |
| 资产总额             | Total Assets  | 8 363                         | 24.46                    |
| 固定资产原价           | Original Value of Fixed Assets  | 5 125.8                       | 22.33                    |
| 每百元资产提供利税        | (元) Pre-Tax Profits per 100 Yuan Total Assets (yuan)  | 36.2                          |                          |
| 每百元固定资产原价实现产值    | Gross Output Value per 100 Yuan Original Value of (元) Fixed Assets (yuan)                                     | 169.4                         |                          |

## MAIN SOCIAL AND ECONOMIC INDICATORS OF CITIES BY POPULATION (1993)

Including counties under the jurisdiction of municipal government.

| 100-200 万<br>1 000 000-2 000 000 |                         | 50-100 万<br>500 000-1 000 000 |                         | 20-50 万<br>200 000-500 000 |                         | 20 万以下<br>Below 200 000 |                         |
|----------------------------------|-------------------------|-------------------------------|-------------------------|----------------------------|-------------------------|-------------------------|-------------------------|
| 绝对数<br>Total                     | 比重<br>Percentage<br>(%) | 绝对数<br>Total                  | 比重<br>Percentage<br>(%) | 绝对数<br>Total               | 比重<br>Percentage<br>(%) | 绝对数<br>Total            | 比重<br>Percentage<br>(%) |
| 10 140.2                         | 12.09                   | 13 303.1                      | 15.86                   | 34 605.9                   | 41.27                   | 17 423.6                | 20.78                   |
| 3 776.9                          | 16.99                   | 3 836.3                       | 17.26                   | 7 354.0                    | 33.08                   | 2 842.7                 | 12.79                   |
| 5 611.7                          | 13.26                   | 7 142.9                       | 16.88                   | 17 756.1                   | 41.95                   | 6 959.3                 | 16.44                   |
| 2 200.0                          | 17.25                   | 2 224.8                       | 17.44                   | 3 942.6                    | 30.91                   | 1 763.2                 | 13.82                   |
| 2 285.7                          | 11.00                   | 3 060.2                       | 14.72                   | 10 089.2                   | 48.53                   | 4 078.7                 | 19.62                   |
| 1 929.1                          | 16.16                   | 2 489.8                       | 20.86                   | 4 111.4                    | 34.44                   | 1 391.7                 | 11.66                   |
| 1 397.0                          | 14.55                   | 1 592.9                       | 16.59                   | 3 555.4                    | 37.03                   | 1 488.9                 | 15.51                   |
| 28.4                             | 9.40                    | 42.4                          | 14.02                   | 117.9                      | 38.97                   | 101.6                   | 33.59                   |
| 996.9                            | 12.06                   | 1 474.1                       | 17.83                   | 3 572.3                    | 43.21                   | 1 524.1                 | 18.44                   |
| 876.2                            | 12.41                   | 1 215.8                       | 17.21                   | 3 053.9                    | 43.24                   | 1 341.4                 | 18.99                   |
| 3 530.0                          | 11.46                   | 4 957.9                       | 16.10                   | 14 562.6                   | 47.28                   | 5 684.8                 | 18.46                   |
| 793.7                            | 13.14                   | 1 070.3                       | 17.72                   | 2 582.5                    | 42.75                   | 1 204.6                 | 19.94                   |
| 3 867.7                          | 13.08                   | 5 006.7                       | 16.93                   | 13 152.7                   | 44.48                   | 5 583.7                 | 18.88                   |
| 294.2                            | 13.10                   | 373.9                         | 16.65                   | 925.4                      | 41.19                   | 497.7                   | 22.15                   |
| 256.0                            | 12.89                   | 256.4                         | 12.91                   | 942.1                      | 47.46                   | 349.4                   | 17.60                   |
| 28.9                             | 15.76                   | 31.8                          | 17.31                   | 79.7                       | 43.40                   | 33.1                    | 18.01                   |
| 204.1                            | 12.73                   | 338.4                         | 21.10                   | 576.3                      | 35.94                   | 395.1                   | 24.64                   |
| 57 911                           | 13.87                   | 73 193                        | 17.53                   | 151 366                    | 36.26                   | 61 778                  | 14.80                   |
| 10 706                           | 13.33                   | 12 323                        | 15.34                   | 27 519                     | 34.25                   | 13 853                  | 17.24                   |
| 44 292                           | 14.41                   | 54 523                        | 17.74                   | 115 249                    | 37.49                   | 45 155                  | 14.69                   |
| 8 854.4                          | 17.29                   | 11 929.5                      | 23.29                   | 15 110.3                   | 29.50                   | 4 982.4                 | 9.73                    |
| 6 422.5                          | 16.84                   | 8 396                         | 22.01                   | 10 945.2                   | 28.70                   | 3 343.2                 | 8.77                    |
| 2 087.5                          | 13.60                   | 3 632.6                       | 23.67                   | 4 748.9                    | 30.94                   | 1 614.4                 | 10.52                   |
| 4 335.0                          | 19.03                   | 4 763.4                       | 20.91                   | 6 196.4                    | 27.20                   | 1 721.5                 | 7.56                    |
| 7 548.9                          | 16.94                   | 11 052                        | 24.80                   | 13 526.2                   | 30.35                   | 4 636.9                 | 10.40                   |
| 6 025.6                          | 17.20                   | 7 461.9                       | 21.30                   | 9 897.2                    | 28.25                   | 3 007.5                 | 8.58                    |
| 721.5                            | 12.36                   | 696.9                         | 11.94                   | 980                        | 16.79                   | 409                     | 7.01                    |
| 5 956.7                          | 17.42                   | 6 705.8                       | 19.61                   | 10 075.1                   | 29.46                   | 3 095.2                 | 9.05                    |
| 4 153.7                          | 18.09                   | 4 431                         | 19.30                   | 7 094.8                    | 30.91                   | 2 149.8                 | 9.37                    |
| 12.1                             |                         | 10.4                          |                         | 9.7                        |                         | 13.2                    |                         |
| 150.8                            |                         | 183.8                         |                         | 150.2                      |                         | 149.4                   |                         |



续表 1 continued

| 指 标<br>Item  | 200 万以上<br>2 000 000 and Over |                         |
|--|-------------------------------|-------------------------|
|  | 绝对数<br>Total                  | 比重<br>Percentage<br>(%) |
| <b>运输邮电</b><br>Transportation, Post and Telecommunications<br>Services and Electricity |                               |                         |
| 客运量(发送) (亿人) Passenger Traffic (10 000)  | 8.9                           | 10.56                   |
| 货运量(发送) (亿吨) Freight Traffic (10 000 tn)   | 13.3                          | 16.06                   |
| 年底邮电局所数 (万个) Number of Post Offices(year-end) (10 000)                                 | 4 086                         | 10.38                   |
| 邮电业务总量<br>(1990年不变价,亿元) (at 1990 constant prices,100 000 000 yuan)                     | 121                           | 27.94                   |
| 年末电话机数 (万部) Number of Telephones(year-end) (10 000)                                    | 654.1                         | 27.62                   |
| 年用电量 (亿千瓦时) Annual Electricity Consumption (100 000 000 kwh)                           | 1 229.9                       | 18.45                   |
| 固定资产投资额 (亿元) Total Investment in Fixed Assets (100 000 000 yuan)                       | 1 550.4                       | 24.48                   |
| #住宅 Residential Housing  | 177.8                         | 27.99                   |
| #国有单位 State-Owned Units  | 1 501.3                       | 25.62                   |
| 城镇集体 Urban Collective-Owned Units  | 49.1                          | 10.38                   |
| 新增固定资产 (亿元) Newly Increased Fixed Assets (100 000 000 yuan)                            |                               |                         |
| 国有单位 State-Owned Units   | 955.5                         | 24.83                   |
| 城镇集体单位 Urban Collective-Owned Units  | 27.5                          | 8.30                    |
| 社会消费品零售额 (亿元) Total Value of Consumer Goods (100 000 000 yuan)                         | 2 578.4                       | 23.53                   |
| 零售贸易和餐饮业机构数(万个) Number of Retail Trade and Food Services (10 000)                      | 117.9                         | 12.38                   |
| 零售贸易和餐饮业人员数(万人) Personnel of Retail Trade and Food Services(10 000)                    | 473.3                         | 16.29                   |
| 实际利用外资金额 (亿美元) Foreign Capital Actually Utilized(US \$ 100 000 000)                    | 85.0                          | 28.80                   |
| 旅游外汇收入总额(外汇券万元) Foreign Exchange Revenue from Tourism<br>(FEC 10 000 yuan)             | 1 598 749                     | 61.75                   |
| 在校学生数 (万人) Student Enrollment (10 000)   |                               |                         |
| 普通高等学校 Regular Institutes of Higher Education  | 93.3                          | 36.33                   |
| 中等专业学校 Specialized Secondary Schools   | 49.3                          | 18.61                   |
| 普通中学 Regular Secondary Schools   | 365.2                         | 10.38                   |
| 农业、职业中学 Agricultural and Vocational Middle Schools                                     | 34.4                          | 12.39                   |
| 技工学校 Technical Schools   | 26.8                          | 16.72                   |
| 小学 Primary Schools   | 795.9                         | 9.56                    |
| 成人高等学校 Students of Adult Schools of Higher Education                                   | 54.0                          | 30.22                   |
| 自然科技人员数 (万人) Natural Scientific and Technical Personnel (10 000)                       | 222.2                         | 21.01                   |
| #中级技术职称以上人员 Medium and Senior Titles   | 138.6                         | 29.69                   |
| 卫生机构数 (万个) Number of Health Care Institutions (10 000)                                 | 25 417                        | 17.04                   |
| #医院 (个) Hospitals (unit)   | 3 752                         | 9.54                    |
| 医院床位数 (万张) Number of Hospital Beds (10 000)  | 37.8                          | 16.86                   |
| 卫生技术人员 (万人) Number of Medical Technical Personnel (10 000)                             | 63.8                          | 18.83                   |
| #医生 Doctors  | 28.9                          | 19.63                   |
| 职工工资总额 (亿元) Total Wages of Staff and Workers (100 000 000 yuan)                        | 1 119.6                       | 25.62                   |
| 年底全国城乡储蓄存款余额<br>(亿元) (100 000 000 yuan)  | 2 784.7                       | 21.06                   |

注: 工业企业单位数为乡及乡以上单位。

续表 2 continued

| 100-200 万<br>1 000 000-2 000 000 |                         | 50-100 万<br>500 000-1 000 000 |                         | 20-50 万<br>200 000-500 000 |                         | 20 万以下<br>Below 200 000 |                         |
|----------------------------------|-------------------------|-------------------------------|-------------------------|----------------------------|-------------------------|-------------------------|-------------------------|
| 绝对数<br>Total                     | 比重<br>Percentage<br>(%) | 绝对数<br>Total                  | 比重<br>Percentage<br>(%) | 绝对数<br>Total               | 比重<br>Percentage<br>(%) | 绝对数<br>Total            | 比重<br>Percentage<br>(%) |
| 12.0                             | 14.18                   | 13.8                          | 16.28                   | 32.7                       | 38.64                   | 17.2                    | 20.34                   |
| 15.8                             | 19.06                   | 14.4                          | 17.39                   | 27.1                       | 32.67                   | 12.3                    | 14.82                   |
| 5 271                            | 13.39                   | 6 359                         | 16.16                   | 16 679                     | 42.38                   | 6 963                   | 17.69                   |
| 64.8                             | 14.96                   | 84.1                          | 19.43                   | 124.7                      | 28.80                   | 38.5                    | 8.88                    |
| 371.6                            | 15.69                   | 443.7                         | 18.74                   | 669.8                      | 28.28                   | 229.1                   | 9.67                    |
| 1 299.8                          | 19.50                   | 1 331.1                       | 19.97                   | 2 139.5                    | 32.10                   | 664.6                   | 9.97                    |
| 986.2                            | 15.57                   | 1 096.2                       | 17.31                   | 1 992.8                    | 31.47                   | 706.6                   | 11.16                   |
| 108.5                            | 17.07                   | 95.9                          | 15.10                   | 177.2                      | 27.89                   | 75.9                    | 11.94                   |
| 913.2                            | 15.59                   | 973.5                         | 16.61                   | 1 825                      | 31.15                   | 646.1                   | 11.03                   |
| 73.0                             | 15.42                   | 122.7                         | 25.94                   | 167.7                      | 35.45                   | 60.6                    | 12.80                   |
| 604.0                            | 15.70                   | 668.5                         | 17.37                   | 1 215.2                    | 31.58                   | 404.5                   | 10.51                   |
| 51.8                             | 15.63                   | 83.2                          | 25.09                   | 127.9                      | 38.57                   | 41.1                    | 12.40                   |
| 1 732.5                          | 15.81                   | 1 958.5                       | 17.87                   | 3 413.3                    | 31.14                   | 1 277.2                 | 11.65                   |
| 124.3                            | 13.05                   | 154.1                         | 16.18                   | 390.4                      | 40.99                   | 165.7                   | 17.40                   |
| 429.8                            | 14.80                   | 526.9                         | 18.14                   | 1 060.5                    | 36.51                   | 414.3                   | 14.26                   |
| 35.9                             | 12.16                   | 71.2                          | 24.12                   | 79.7                       | 27.01                   | 23.3                    | 7.91                    |
| 218 965                          | 8.46                    | 334 723                       | 12.93                   | 411 596                    | 15.90                   | 24 998                  | 0.97                    |
| 69.8                             | 27.18                   | 35.7                          | 13.88                   | 41.8                       | 16.29                   | 16.2                    | 6.32                    |
| 53.0                             | 20.00                   | 44.5                          | 16.80                   | 77.1                       | 29.09                   | 41                      | 15.50                   |
| 457.7                            | 13.01                   | 599.8                         | 17.05                   | 1 438.1                    | 40.89                   | 656.5                   | 18.67                   |
| 44.0                             | 15.83                   | 52.4                          | 18.85                   | 105.2                      | 37.85                   | 41.9                    | 15.08                   |
| 30.6                             | 19.07                   | 27.4                          | 17.07                   | 53.8                       | 33.52                   | 21.9                    | 13.62                   |
| 960.6                            | 11.54                   | 1 359.8                       | 16.33                   | 3 567.2                    | 42.84                   | 1 642.8                 | 19.73                   |
| 36.6                             | 20.51                   | 22.6                          | 12.66                   | 44.7                       | 25.00                   | 20.7                    | 11.61                   |
| 240.9                            | 22.77                   | 180.3                         | 17.04                   | 294.6                      | 27.85                   | 119.8                   | 11.33                   |
| 93.5                             | 20.04                   | 77.3                          | 16.57                   | 117.7                      | 25.22                   | 39.6                    | 8.48                    |
| 21 632                           | 14.50                   | 24 714                        | 16.56                   | 51 597                     | 34.58                   | 25 839                  | 17.32                   |
| 5 123                            | 13.03                   | 6 275                         | 15.96                   | 16 787                     | 42.69                   | 7 383                   | 18.78                   |
| 38.2                             | 17.02                   | 39.1                          | 17.42                   | 76.4                       | 34.03                   | 32.9                    | 14.67                   |
| 59.2                             | 17.46                   | 56.2                          | 16.59                   | 111.2                      | 32.79                   | 48.6                    | 14.33                   |
| 25.2                             | 17.08                   | 24.4                          | 16.53                   | 47.6                       | 32.31                   | 21.3                    | 14.44                   |
| 744.2                            | 17.03                   | 764.8                         | 17.50                   | 1 299.3                    | 29.73                   | 442.2                   | 10.12                   |
| 2 224.5                          | 16.82                   | 2 281.9                       | 17.26                   | 4 354.5                    | 32.93                   | 1 578                   | 11.93                   |

a) Number of industrial enterprises refers to enterprises at township level and above.

10-4 按人口分组的城市社会经济主要指标 (1993年)

不包括市辖县。

| 指 标<br>Item   | 200 万以上<br>2 000 000 and Over |                          |
|---|-------------------------------|--------------------------|
|   | 绝 对 数<br>Total                | 比 重<br>Percentage<br>(%) |
| 年底人口数 (万人) Population (year-end) (10 000)   | 4 668.8                       | 10.87                    |
| #非农业人口 Nonagricultural Population   | 3 806.6                       | 21.50                    |
| 从业者人数 (万人) Employment (10 000)  | 2 719.5                       | 11.56                    |
| #职工人数 Staff and Workers   | 2 140.9                       | 21.20                    |
| 按产业分 Grouped by industry  |                               |                          |
| 第一产业 Primary Industry   | 156.6                         | 1.79                     |
| 第二产业 Secondary Industry   | 1 392.9                       | 16.28                    |
| 第三产业 Tertiary Industry  | 1 170.1                       | 18.83                    |
| 土地面积 (万平方公里) Land Area (10 000 sq. km)  | 2.1                           | 1.42                     |
| 农林牧渔业总产值 (当年价格, 亿元) (at current prices)(100 000 000 yuan)   | 179.7                         | 4.56                     |
| 农林牧渔业总产值 (1990年不变价, 亿元) (at 1990 constant prices) (100 000 000 yuan)  | 142.3                         | 4.25                     |
| 乡村劳动力 (万人) Rural Labor Force (10 000)   | 359.2                         | 2.69                     |
| 年末实有耕地面积 (万公顷) Cultivated Land Area(year-end) (10 000 ha)   | 69.8                          | 2.77                     |
| 主要农产品产量 Output of Major Agricultural Products   |                               |                          |
| 粮食 (万吨) Grain (10 000 tn)   | 315.4                         | 2.40                     |
| 水果 (万吨) Fruits (10 000 tn)  | 34.4                          | 2.97                     |
| 猪肉 (万吨) Pork (10 000 tn)  | 38.7                          | 4.38                     |
| 牛羊肉 (万吨) Beef and Mutton (10 000 tn)  | 1.9                           | 2.29                     |
| 水产品 (万吨) Aquatic Products (10 000 tn)   | 29                            | 3.08                     |
| 工业企业单位数 (万个) Number of Industrial Enterprises (10 000)  | 48 180                        | 18.17                    |
| #国有单位 State-Owned   | 10 891                        | 20.58                    |
| 集体单位 Collective-Owned   | 31 506                        | 16.53                    |
| 工业总产值 (当年价格, 亿元) Gross Output Value of Industry (at current prices) (100 000 000 yuan)  | 7 643.5                       | 19.59                    |
| #乡及乡以上工业总产值 Enterprises at and Above Township Level   | 7 258.5                       | 23.28                    |
| 轻工业 Light Industry  | 2 429.7                       | 20.27                    |
| 重工业 Heavy Industry  | 5 038.6                       | 26.03                    |
| 工业总产值 (1990年不变价, 亿元) (at 1990 constant prices) (100 000 000yuan)  | 6 373.6                       | 18.75                    |
| 独立核算工业企业财务 (亿元) Financial Indicators of Industrial Enterprises with Independent Accounting Revenue Systems (100 000 000 yuan) |                               |                          |
| 产品销售收入 Product Sales Revenue  | 7 040.9                       | 24.28                    |
| 利税总额 Pre-Tax Profits  | 2 486.8                       | 51.53                    |
| 资产总额 Total Assets   | 6 776.3                       | 23.67                    |
| 固定资产原价 Original Value of Fixed Assets   | 4 062                         | 21.04                    |
| 每百元资产提供利税 (元) Pre-Tax Profits per 100 Yuan Total Assets (yuan)  | 36.7                          |                          |
| 每百元固定资产原价实现产值 (元) Gross Output Value per 100 Yuan Original Value of Fixed Assets (yuan)                                       | 173.3                         |                          |

# MAIN SOCIAL AND ECONOMIC INDICATORS OF CITIES BY POPULATION (1993)

Excluding counties under the jurisdiction of municipal government.

| 100-200 万<br>1 000 000-2 000 000 |                         | 50-100 万<br>500 000-1 000 000 |                         | 20-50 万<br>200 000-500 000 |                         | 20 万以下<br>Below 200 000 |                         |
|----------------------------------|-------------------------|-------------------------------|-------------------------|----------------------------|-------------------------|-------------------------|-------------------------|
| 绝对数<br>Total                     | 比重<br>Percentage<br>(%) | 绝对数<br>Total                  | 比重<br>Percentage<br>(%) | 绝对数<br>Total               | 比重<br>Percentage<br>(%) | 绝对数<br>Total            | 比重<br>Percentage<br>(%) |
| 3 841.1                          | 8.95                    | 3 258.0                       | 7.59                    | 12 280.4                   | 28.60                   | 18 884.0                | 43.99                   |
| 2 869.6                          | 16.21                   | 2 463.8                       | 13.92                   | 4 796.8                    | 27.10                   | 3 764.0                 | 21.26                   |
| 2 369.3                          | 10.08                   | 2 138.8                       | 9.10                    | 6 635.3                    | 28.22                   | 9 652.4                 | 41.05                   |
| 1 705.5                          | 16.89                   | 1 473.3                       | 14.59                   | 2 534.6                    | 25.10                   | 2 244.9                 | 22.23                   |
| 307.5                            | 3.52                    | 215.1                         | 2.46                    | 2 612.5                    | 29.88                   | 5 452.4                 | 62.36                   |
| 1 229.3                          | 14.37                   | 1 243.6                       | 14.53                   | 2 380.3                    | 27.82                   | 2 310.1                 | 27.00                   |
| 832.5                            | 13.40                   | 680.1                         | 10.94                   | 1 642.6                    | 26.43                   | 1 889.9                 | 30.41                   |
| 3.3                              | 2.27                    | 5.7                           | 3.97                    | 30.8                       | 21.31                   | 102.8                   | 71.02                   |
| 182.7                            | 4.63                    | 151.3                         | 3.84                    | 1 189.5                    | 30.17                   | 2 239.9                 | 56.80                   |
| 162.5                            | 4.85                    | 114.5                         | 3.42                    | 1 004.8                    | 29.99                   | 1 926.4                 | 57.49                   |
| 617.5                            | 4.63                    | 422.5                         | 3.17                    | 4 015.8                    | 30.12                   | 7 917.8                 | 59.39                   |
| 79.2                             | 3.15                    | 75.8                          | 3.01                    | 721.8                      | 28.66                   | 1 571.6                 | 62.41                   |
| 344.2                            | 2.62                    | 301.1                         | 2.29                    | 3 863.3                    | 29.37                   | 8 328.8                 | 63.32                   |
| 51.3                             | 4.43                    | 37.6                          | 3.25                    | 323.1                      | 27.90                   | 711.7                   | 61.46                   |
| 37.0                             | 4.19                    | 27.8                          | 3.15                    | 271.7                      | 30.77                   | 508.0                   | 57.52                   |
| 2.8                              | 3.45                    | 2.8                           | 3.49                    | 25                         | 30.97                   | 48.4                    | 59.80                   |
| 98                               | 10.44                   | 39.7                          | 4.22                    | 259.2                      | 27.59                   | 513.5                   | 54.67                   |
| 30 126                           | 11.36                   | 27 377                        | 10.32                   | 71 095                     | 26.81                   | 88 408                  | 33.34                   |
| 6 247                            | 11.81                   | 6 095                         | 11.52                   | 13 545                     | 25.60                   | 16 138                  | 30.50                   |
| 22 101                           | 11.60                   | 17 462                        | 9.16                    | 51 875                     | 27.22                   | 67 604                  | 35.48                   |
| 5 781.9                          | 14.82                   | 5 120                         | 13.12                   | 10 472                     | 26.83                   | 10 006.6                | 25.64                   |
| 4 868.5                          | 15.62                   | 4 564.6                       | 14.64                   | 8 216.2                    | 26.35                   | 6 270.6                 | 20.11                   |
| 1 431.8                          | 11.95                   | 1 705                         | 14.22                   | 3 258.1                    | 27.18                   | 3 161.8                 | 26.38                   |
| 3 436.7                          | 17.75                   | 2 859.6                       | 14.77                   | 4 947.2                    | 25.55                   | 3 077.6                 | 15.90                   |
| 4 669.7                          | 13.74                   | 4 279.6                       | 12.59                   | 9 089.9                    | 26.74                   | 9 575.3                 | 28.17                   |
| 4 760.7                          | 16.42                   | 4 410.1                       | 15.21                   | 7 516.2                    | 25.92                   | 5 273.1                 | 18.18                   |
| 587                              | 12.16                   | 432.2                         | 8.95                    | 698.5                      | 14.47                   | 621.7                   | 12.88                   |
| 4 732.8                          | 16.53                   | 4 412.7                       | 15.41                   | 7 799.6                    | 27.24                   | 4 911.2                 | 17.15                   |
| 3 281.1                          | 17.00                   | 3 103.4                       | 16.07                   | 5 613.6                    | 29.08                   | 3 245.6                 | 16.81                   |
| 12.4                             |                         | 9.8                           |                         | 9                          |                         | 12.7                    |                         |
| 145.4                            |                         | 143.3                         |                         | 142.6                      |                         | 185.9                   |                         |

续表 1 continued

| 指 标<br>Item  | 200 万以上<br>2 000 000 and Over |                          |
|--|-------------------------------|--------------------------|
|  | 绝 对 数<br>Total                | 比 重<br>Percentage<br>(%) |
| <b>运输邮电</b><br><b>Transportation, Post and Telecommunications<br/>Services and Electricity</b> |                               |                          |
| 客运量(发送) (亿人) Passenger Traffic (10 000)  | 6.3                           | 9.77                     |
| 货运量(发送) (亿吨) Freight Traffic (10 000 tn)   | 11.6                          | 17.98                    |
| 年底邮电局所数 (万个) Number of Post Offices(year-end) (10 000)   | 2 029                         | 9.32                     |
| 邮电业务总量<br>(1990年不变价, 亿元) (at 1990 constant prices, 100 000 000 yuan)                           | 106.7                         | 28.44                    |
| 年末电话机数 (万部) Number of Telephones(year-end) (10 000)  | 571.1                         | 28.28                    |
| 年用电量 (亿千瓦时) Annual Electricity Consumption (100 000 000 kwh)                                   | 998.7                         | 18.71                    |
| 固定资产投资额 (亿元) Total Investment in Fixed Assets (100 000 000 yuan)                               | 1 405.5                       | 25.76                    |
| #住宅 Residential Housing  | 164.5                         | 29.97                    |
| #国有单位 State-Owned Units  | 1 370.9                       | 26.88                    |
| 城镇集体 Urban Collective-Owned Units  | 34.7                          | 9.69                     |
| 新增固定资产 (亿元) Newly Increased Fixed Assets (100 000 000 yuan)                                    |                               |                          |
| 国有单位 State-Owned Units   | 878.3                         | 26.48                    |
| 城镇集体单位 Urban Collective-Owned Units  | 15.9                          | 6.58                     |
| 社会消费品零售额 (亿元) Total Value of Consumer Goods (100 000 000 yuan)                                 | 1 972.5                       | 23.35                    |
| 零售贸易和餐饮业机构数(万个) Number of Retail Trade and Food Services (10 000)                              | 65.3                          | 11.19                    |
| 零售贸易和餐饮业人员数(万人) Personnel of Retail Trade and Food Services(10 000)                            | 373.7                         | 18.80                    |
| 实际利用外资金额 (亿美元) Foreign Capital Actually Utilized(US \$ 100 000 000)                            | 39                            | 17.50                    |
| 旅游外汇收入总额(外汇券万元) Foreign Exchange Revenue from Tourism<br>(FEC 10 000 yuan)                     |                               |                          |
| 在校学生数 (万人) Student Enrollment (10 000)   |                               |                          |
| 普通高等学校 Regular Institutes of Higher Education  | 91.3                          | 35.92                    |
| 中等专业学校 Specialized Secondary Schools   | 43.5                          | 31.30                    |
| 普通中学 Regular Secondary Schools   | 207.3                         | 10.43                    |
| 农业、职业中学 Agricultural and Vocational Middle Schools   | 25.6                          | 13.64                    |
| 技工学校 Technical Schools   | 24.8                          | 17.34                    |
| 小学 Primary Schools   | 419.1                         | 9.74                     |
| 成人高等学校 Students of Adult Schools of Higher Education   | 52.5                          | 31.34                    |
| 自然科技人员数 (万人) Natural Scientific and Technical Personnel (10 000)                               | 202.9                         | 23.57                    |
| #中级技术职称以上人员 Medium and Senior Titles   | 129.3                         | 32.89                    |
| 卫生机构数 (万个) Number of Health Care Institutions (10 000)   | 19 757                        | 18.89                    |
| #医院 (个) Hospitals (unit)   | 2 030                         | 9.68                     |
| 医院床位数 (万张) Number of Hospital Beds (10 000)  | 30                            | 18.04                    |
| 卫生技术人员 (万人) Number of Medical Technical Personnel (10 000)                                     | 52.4                          | 20.42                    |
| #医生 Doctors  | 23.6                          | 21.04                    |
| 职工工资总额 (亿元) Total Wages of Staff and Workers (100 000 000 yuan)                                | 941                           | 25.79                    |
| 年底全国城乡储蓄存款余额 (亿元) Urban and Rural Savings Deposit Balances (year-end)<br>(100 000 000 yuan)    | 2 213                         | 22.10                    |

注: 工业企业单位数为乡及乡以上单位。

续表 2 continued

| 100-200 万<br>1 000 000-2 000 000 |                         | 50-100 万<br>500 000-1 000 000 |                         | 20-50 万<br>200 000-500 000 |                         | 20 万以下<br>Below 200 000 |                         |
|----------------------------------|-------------------------|-------------------------------|-------------------------|----------------------------|-------------------------|-------------------------|-------------------------|
| 绝对数<br>Total                     | 比重<br>Percentage<br>(%) | 绝对数<br>Total                  | 比重<br>Percentage<br>(%) | 绝对数<br>Total               | 比重<br>Percentage<br>(%) | 绝对数<br>Total            | 比重<br>Percentage<br>(%) |
| 7.2                              | 11.27                   | 8.4                           | 13.08                   | 20.6                       | 32.20                   | 21.6                    | 33.68                   |
| 11.7                             | 18.17                   | 8.1                           | 12.56                   | 16.1                       | 25.07                   | 16.9                    | 26.21                   |
| 2 488                            | 11.42                   | 2 227                         | 10.23                   | 5 841                      | 26.82                   | 9 194                   | 42.21                   |
| 54.2                             | 14.45                   | 61.1                          | 16.27                   | 91.3                       | 24.32                   | 62                      | 16.51                   |
| 307.5                            | 15.23                   | 309.4                         | 15.32                   | 483.4                      | 23.94                   | 348.1                   | 17.24                   |
| 995                              | 18.65                   | 856.4                         | 16.05                   | 1 448.4                    | 27.14                   | 1 038                   | 19.45                   |
| 782.1                            | 14.33                   | 782.5                         | 14.34                   | 1 547.3                    | 28.35                   | 939.7                   | 17.22                   |
| 88.5                             | 16.13                   | 73.3                          | 13.37                   | 127.8                      | 23.29                   | 94.6                    | 17.24                   |
| 734.8                            | 14.41                   | 734.1                         | 14.40                   | 1 436.3                    | 28.17                   | 823.3                   | 16.15                   |
| 47.3                             | 13.22                   | 48.5                          | 13.54                   | 111                        | 31.02                   | 116.4                   | 32.52                   |
| 495.8                            | 14.95                   | 507.6                         | 15.30                   | 914.3                      | 27.56                   | 521.1                   | 15.71                   |
| 28.9                             | 11.92                   | 31.9                          | 13.16                   | 79.9                       | 32.99                   | 85.6                    | 35.36                   |
| 1 256.9                          | 14.88                   | 1 122.3                       | 13.29                   | 2 149.9                    | 25.46                   | 1 944.1                 | 23.02                   |
| 61.9                             | 10.61                   | 51                            | 8.75                    | 173.9                      | 29.82                   | 231.2                   | 39.64                   |
| 259.6                            | 13.06                   | 223.9                         | 11.26                   | 534.4                      | 26.88                   | 596.6                   | 30.01                   |
| 31                               | 13.92                   | 41.2                          | 18.50                   | 63.7                       | 28.58                   | 47.9                    | 21.50                   |
| 69.3                             | 27.26                   | 34.5                          | 13.57                   | 40.6                       | 15.97                   | 18.5                    | 7.27                    |
| 47.5                             | 16.36                   | 37.6                          | 12.93                   | 64.8                       | 22.32                   | 49.7                    | 17.10                   |
| 178.6                            | 8.98                    | 157.4                         | 7.92                    | 562.9                      | 28.32                   | 881.4                   | 44.35                   |
| 25                               | 13.33                   | 22.4                          | 11.96                   | 54.6                       | 29.12                   | 60                      | 31.96                   |
| 25.6                             | 17.91                   | 22.7                          | 15.84                   | 44.5                       | 31.10                   | 25.5                    | 17.81                   |
| 321.1                            | 7.46                    | 302.8                         | 7.04                    | 1 197                      | 27.82                   | 2 063.1                 | 47.94                   |
| 34.5                             | 20.58                   | 20.6                          | 12.29                   | 36.2                       | 21.62                   | 23.7                    | 14.16                   |
| 190.4                            | 22.12                   | 118.8                         | 13.80                   | 185.4                      | 21.54                   | 163.3                   | 18.97                   |
| 79.6                             | 20.25                   | 54                            | 13.75                   | 76.9                       | 19.57                   | 53.2                    | 13.54                   |
| 14 147                           | 13.52                   | 13 073                        | 12.50                   | 26 609                     | 25.44                   | 31 027                  | 29.66                   |
| 2 083                            | 9.93                    | 1 837                         | 8.76                    | 5 722                      | 27.27                   | 9 307                   | 44.36                   |
| 27.5                             | 16.51                   | 22.6                          | 13.56                   | 43.5                       | 26.15                   | 42.8                    | 25.73                   |
| 43.5                             | 16.99                   | 33.1                          | 12.90                   | 64.9                       | 25.31                   | 62.5                    | 24.38                   |
| 18.5                             | 16.56                   | 14.8                          | 13.20                   | 27.6                       | 24.64                   | 27.5                    | 24.57                   |
| 613.5                            | 16.81                   | 551.4                         | 15.11                   | 947.1                      | 25.96                   | 595.9                   | 16.33                   |
| 1 415.5                          | 14.13                   | 1 250.1                       | 12.48                   | 2 734.8                    | 27.31                   | 2 401.4                 | 23.98                   |

a) Number of industrial enterprises refers to enterprises at township level and above.

## 10-5 14个沿海开放城市和4个经济特区城市

## 社会经济指标 (1993年)

MAIN SOCIAL AND ECONOMIC INDICATORS OF 14 OPEN COASTAL CITIES  
AND 4 CITIES IN SPECIAL ECONOMIC ZONES (1993)

| 指 标<br>Item   | 14个沿海开放城市合计<br>Total of Open<br>Coastal Cities |                             | 4个经济特区合计<br>Total of 4 Cities<br>in Special Economic<br>in Zones |                             |
|---|--|-----------------------------|--|-----------------------------|
|   | 地 区<br>Counties<br>Included                    | 市 区<br>Counties<br>Excluded | 地 区<br>Counties<br>Included                                      | 市 区<br>Counties<br>Excluded |
| 年底人口数 (万人) Population (year-end) (10 000)   | 12 207.2                                       | 3 149.6                     | 650.8  | 274.2                       |
| #非农业人口 Nonagricultural Population   | 3 298.7  | 2 365.4                     | 261.2  | 198.6                       |
| 从业者人数 (万人) Employment (10 000)  | 4 962.9  | 1 870.2                     | 540.4  | 348.0                       |
| #职工人数 Staff and Workers   | 1 812.8  | 1 316.5                     | 195.9  | 173.5                       |
| 按产业分 Grouped by industry  |  |                             |  |                             |
| 第一产业 Primary Industry   | 1 777.0  | 185.5                       | 114.5  | 22.8                        |
| 第二产业 Secondary Industry   | 1 881.9  | 940.2                       | 262.8  | 208.1                       |
| 第三产业 Tertiary Industry  | 1 304.0  | 744.5                       | 163.1  | 117.1                       |
| 土地面积(万平方公里) Land Area (10 000 sq. km)   | 13.8   | 1.9                         | 0.7  | 0.3                         |
| 农林牧渔业总产值 Gross Output Value of Agriculture  | 1 127.8  | 201.2                       | 78.5   | 35.6                        |
| (当年价格, 亿元) (at current prices)(100 000 000 yuan)                                      |  |                             |  |                             |
| 农林牧渔业总产值 Gross Output Value of Agriculture  | 988.0  | 174.9                       | 53.9   | 21.0                        |
| (1990年不变价, 亿元) (at 1990 constant prices)(100 000 000yuan)                             |  |                             |  |                             |
| 乡村劳动力 (万人) Rural Labor Force (10 000)   | 3 185.2  | 384.8                       | 221.1  | 57.7                        |
| 年末实有耕地面积(万公顷) Cultivated Land Area (10 000 ha)  | 419.1  | 43.9                        | 13.7   | 3.9                         |
| 主要农产品产量 Output of Major Agricultural Products   |  |                             |  |                             |
| 粮食 (万吨) Grain (10 000 tn)   | 2 302.0  | 237.4                       | 70.4   | 9.2                         |
| 水果 (万吨) Fruits (10 000 tn)  | 499.0  | 63.8                        | 21.7   | 7.6                         |
| 猪肉 (万吨) Pork (10 000 tn)  | 163.9  | 31.1                        | 12.7   | 6.7                         |
| 牛羊肉 (万吨) Beef and Mutton (10 000 tn)  | 12.4   | 0.7                         | 0.3  | 0.2                         |
| 水产品 (万吨) Aquatic Products (10 000 tn)   | 657.3  | 175.4                       | 35.2   | 14.7                        |
| 工业企业单位数 Number of Industrial Enterprises (10 000)                                     | 71 438   | 37 341                      | 6 051  | 4 877                       |
| (乡及乡以上, 万个)   |  |                             |  |                             |
| #国有单位 State-Owned   | 12 937   | 8 457                       | 987  | 860                         |
| 集体单位 Collective-Owned   | 49 151   | 23 242                      | 1 917  | 1 098                       |
| 工业总产值 Gross Output Value of Industry  | 10 851.6                                       | 6 422.2                     | 1 189.5  | 1 076.1                     |
| (当年价格, 亿元) (at current prices)(100 000 000 yuan)                                      |  |                             |  |                             |
| #乡及乡以上工业总产值 Enterprises at and Above Township Level                                   | 8 330.3  | 5 863.0                     | 1 049.7  | 979.3                       |
| 轻工业 Light Industry  | 3 765.8  | 2 357.0                     | 710.5  | 657.4                       |
| 重工业 Heavy Industry  | 4 564.6  | 3 535.2                     | 339.1  | 321.9                       |
| 工业总产值 Gross Output Value of Industry  | 9 804.3  | 5 506.1                     | 1 097.0  | 968.6                       |
| (1990年不变价, 亿元) (at 1990 constant prices)(100 000 000yuan)                             |  |                             |  |                             |
| 独立核算工业企业财务 Financial Indicators of Industrial Enterprises with Independent Accounting |  |                             |  |                             |
| (亿元) Revenue Systems (100 000 000 yuan)   |  |                             |  |                             |
| 产品销售收入 Product Sales Revenue  | 7 654.2  | 5 659.9                     | 1 037.3  | 982.6                       |
| 利税总额 Pre-Tax Profits  | 2 935.8  | 2 370.1                     | 103.6  | 98.9                        |
| 资产总额 Total Assets   | 6 771.2  | 5 106.8                     | 970.6  | 919.8                       |
| 固定资产原价 Original Value of Fixed Assets   | 3 974.0  | 3 005.3                     | 532.3  | 501.5                       |
| 每百元资产提供利税 Pre-Tax Profits per 100 Yuan Total Assets                                   | 43.4   | 46.4                        | 10.7   | 10.8                        |
| (元) (yuan)  |  |                             |  |                             |
| 每百元固定资产原价实 Gross Output Value per 100 Yuan Original                                   | 202.3  | 189.5                       | 197.1  | 196.0                       |
| 现产值 (元) Value of Fixed Assets (yuan)  |  |                             |  |                             |
| 运输邮电 Transportation, Post and Telecommunications Services and Electricity             |  |                             |  |                             |
| 客运量(发送) (亿人) Passenger Traffic (10 000)   | 9.8  | 6.0                         | 2.5  | 2.3                         |

续表 1 continued

| 指 标<br>Item   | 14个沿海开放城市合计<br>Total of Open Coastal Cities |                          | 4个经济特区合计<br>Total of 4 Cities in Special Economic Zones |                          |
|---|---|--------------------------|---|--------------------------|
|   | 地 区<br>Counties Included                    | 市 区<br>Counties Excluded | 地 区<br>Counties Included                                | 市 区<br>Counties Excluded |
| 货运量(发送) (亿吨) Freight Traffic (10 000 tn)  | 13.1  | 10.3                     | 0.8   | 0.7                      |
| 年底邮电局所数(万个) Number of Post Offices(year-end) (10 000)   | 4 034                                       | 1 336                    | 1 110   | 741                      |
| 邮电业务总量<br>(1990年不变价,亿元) Revenue of Post and Telecommunications Services(at 1990 constant prices) (100 000 000 yuan) | 102.4                                       | 78.3                     | 32.3  | 29.6                     |
| 年末电话机数 (万部) Number of Telephones(year-end) (10 000)   | 506.6                                       | 379.1                    | 101.4   | 91.8                     |
| 年用电量(亿千瓦时) Annual Electricity Consumption (100 000 000 kwh)   | 1 024.3                                     | 694.1                    | 126.1   | 113.7                    |
| 固定资产投资额(亿元) Total Investment in Fixed Assets (100 000 000 yuan)   | 1 292.2                                     | 1 058.5                  | 280.5   | 264.9                    |
| #住宅 Residential Housing   | 122.2                                       | 106.7                    | 33.1  | 32.2                     |
| #国有单位 State-Owned Units   | 1 213.9                                     | 1 018.6                  | 264.3   | 249.7                    |
| 城镇集体 Urban Collective-Owned Units   | 78.2  | 39.9                     | 16.2  | 15.2                     |
| 新增固定资产 (亿元) Newly Increased Fixed Assets (100 000 000 yuan)   |   |                          |   |                          |
| 国有单位 State-Owned Units  | 813.9                                       | 705.6                    | 124.4   | 114.8                    |
| 城镇集体单位 Urban Collective-Owned Units   | 49.1  | 21.2                     | 10.4  | 9.4                      |
| 社会消费品零售额 Total Value of Consumer Goods (100 000 000 yuan)   | 2 078.4                                     | 1 401.7                  | 331.7   | 298.6                    |
| 零售贸易和餐饮业机<br>构数 (万个) Number of Retail Trade and Food Services (10 000)  | 112.9                                       | 45.0                     | 9.5   | 5.5                      |
| 零售贸易和餐饮业人<br>员数 (万人) Personnel of Retail Trade and Food Services (10 000)   | 431.0                                       | 249.9                    | 50.2  | 39.2                     |
| 实际利用外资金额<br>(亿美元) Foreign Capital Actually Utilized (US \$ 100 000 000)   | 99.1  | 51.3                     | 26.8  | 24.7                     |
| 旅游外汇收入总额<br>(外汇券万元) Foreign Exchange Revenue from Tourism (FEC 10 000 yuan)   | 859 632                                     |                          | 382 232   |                          |
| 在校学生数 (万人) Student Enrollment (10 000)  |   |                          |   |                          |
| 普通高等学校 Regular Institutes of Higher Education   | 42.2  | 41.1                     | 2.5   | 2.5                      |
| 中等专业学校 Specialized Secondary Schools  | 34.6  | 28.8                     | 1.7   | 1.6                      |
| 普通中学 Regular Secondary Schools  | 392.0                                       | 139.6                    | 26.2  | 14.3                     |
| 农业、职业中学 Agricultural and Vocational Middle Schools  | 38.1  | 19.7                     | 2.8   | 2.1                      |
| 技工学校 Technical Schools  | 19.0  | 16.8                     | 0.5   | 0.5                      |
| 小学 Primary Schools  | 839.1                                       | 289.3                    | 85.3  | 34.6                     |
| 成人高等学校 Students of Adult Schools of Higher Education  | 27.9  | 26.8                     | 2.1   | 2.0                      |
| 自然科技人员数(万人) Natural Scientific and Technical Personnel (10 000)   | 121.2                                       | 88.0                     | 9.2   | 7.5                      |
| #中级技术职称以上人员 Medium and Senior Titles  | 79.3  | 66.9                     | 3.6   | 2.8                      |
| 卫生机构数 (万个) Number of Health Care Institutions(10 000)   | 22 052                                      | 14 702                   | 1 136   | 973                      |
| #医院 (个) Hospitals (unit)  | 3 594                                       | 1 194                    | 168   | 100                      |
| 医院床位数 (万张) Number of Hospital Beds (10 000)   | 27.6  | 17.7                     | 1.7   | 1.3                      |
| 卫生技术人员 (万人) Number of Medical Technical Personnel (10 000)  | 44.7  | 30.8                     | 3.0   | 2.3                      |
| #医生 Doctors   | 20.5  | 14.3                     | 1.5   | 1.2                      |
| 职工工资总额 (亿元) Total Wages of Staff and Workers (100 000 000 yuan)   | 817.9                                       | 639.6                    | 123.0   | 116.3                    |
| 年底全国城乡储蓄存款<br>余额 (亿元) (year-end) Urban and Rural Savings Deposit Balances (100 000 000 yuan)                        | 2 539.9                                     | 1 531.8                  | 360.7   | 308.9                    |

注: 1. 海南经济特区资料请查阅本年鉴各分省资料表。

2. 工业企业单位数为乡及乡以上单位。

a) Data for Hainan Economic Special Zone are in tables by provincial in this yearbook.

b) Number of industrial enterprises refers to enterprises at township level and above.



10-6 省会城市和计划单列市主要经济指标 (1993年)

包括市辖县。

| 城市名称<br>City     | 年底总人口<br>(万人)<br>Total Population<br>(year-end) | # 非农业人口<br>Nonagri-cultural<br>Population | 农业总产值<br>(万元)<br>Gross Output<br>Value of<br>Agriculture | 工业总产值<br>(万元)<br>Gross Output<br>Value of<br>Industry | 客运总量<br>(万人)<br>Total<br>Passenger<br>Traffic | 货运总量<br>(万吨)<br>Total<br>Freight<br>Traffic |
|------------------|---|---|--|---|---|---|
|                  | (10 000)  |   | (10 000 yuan)  | (10 000 yuan)   | (10 000persons)                               | (10 000 tn)                                 |
| 北京 Beijing       | 1 051   | 669                                       | 1 004 745  | 12 425 600  | 4 746   | 3 064                                       |
| 天津 Tianjin       | 888   | 500                                       | 706 209  | 14 018 391  | 3 243   | 18 217                                      |
| 石家庄 Shijiazhuang | 827   | 161                                       | 1 011 204  | 5 272 078   | 2 112   | 2 707                                       |
| 太原 Taiyuan       | 271   | 172                                       | 93 552   | 2 670 483   | 1 567   | 9 130                                       |
| 呼和浩特 Hohhot      | 142   | 73  | 94 712   | 824 862   | 906   | 875   |
| 沈阳 Shenyang      | 658   | 405                                       | 615 342  | 6 750 620   | 11 014  | 12 729                                      |
| 长春 Changchun     | 651   | 247                                       | 644 998  | 3 717 562   | 4 324   | 5 671                                       |
| 哈尔滨 Harbin       | 530   | 312                                       | 406 576  | 3 041 306   | 4 319   | 6 045                                       |
| 上海 Shanghai      | 1 295   | 893                                       | 961 992  | 33 200 469  | 4 389   | 25 708                                      |
| 南京 Nanjing       | 515   | 249                                       | 464 235  | 6 939 252   | 4 343   | 8 113                                       |
| 杭州 Hangzhou      | 587   | 179                                       | 600 760  | 9 074 185   | 13 070  | 9 082                                       |
| 合肥 Hefei         | 397   | 111                                       | 334 768  | 2 022 073   | 1 479   | 678   |
| 福州 Fuzhou        | 551   | 138                                       | 814 793  | 3 421 451   | 4 036   | 1 643                                       |
| 南昌 Nanchang      | 383   | 144                                       | 335 329  | 2 135 871   | 3 456   | 2 967                                       |
| 济南 Jinan         | 534   | 215                                       | 578 114  | 6 150 365   | 3 693   | 5 400                                       |
| 郑州 Zhengzhou     | 568   | 169                                       | 349 349  | 3 911 831   | 21 061  | 11 322                                      |
| 武汉 Wuhan         | 692   | 387                                       | 485 043  | 5 772 100   | 8 541   | 12 031                                      |
| 长沙 Changsha      | 555   | 151                                       | 480 104  | 2 451 554   | 2 653   | 1 372                                       |
| 广州 Guangzhou     | 624   | 375                                       | 773 560  | 11 422 184  | 15 988  | 24 083                                      |
| 南宁 Nanning       | 265   | 96  | 270 146  | 1 005 613   | 2 449   | 5 159                                       |
| 海口 Haikou        | 43  | 34  | 19 539   | 549 607   |   |   |
| 成都 Chengdu       | 947   | 276                                       | 884 061  | 7 182 032   | 13 943  | 11 074                                      |
| 贵阳 Guiyan        | 160   | 108                                       | 50 526   | 1 139 031   | 4 654   | 3 352                                       |
| 昆明 Kunming       | 367   | 150                                       | 273 574  | 2 877 541   | 1 710   | 8 967                                       |
| 拉萨 Lhasa         |   |   |  |   |   |   |
| 西安 Xian          | 631   | 241                                       | 387 068  | 3 031 826   | 7 982   | 8 406                                       |
| 兰州 Lanzhou       | 261   | 134                                       | 98 266   | 2 136 700   | 1 303   | 2 701                                       |
| 西宁 Xining        | 106   | 64  | 28 292   | 565 902   | 499   | 225   |
| 银川 Yinchuan      | 86  | 43  | 76 037   | 477 005   | 1 355   | 856   |
| 乌鲁木齐 Urumqi      | 138   | 113                                       | 43 888   | 1 180 812   | 10 642  | 17 697                                      |
| 大连 Dalian        | 527   | 240                                       | 820 576  | 7 194 173   | 9 869   | 18 914                                      |
| 宁波 Ningbo        | 520   | 110                                       | 698 928  | 7 273 256   | 10 658  | 7 438                                       |
| 厦门 Xiamen        | 117   | 47  | 156 597  | 2 050 576   | 1 412   | 1 455                                       |
| 青岛 Qingdao       | 675   | 230                                       | 989 763  | 7 290 439   | 7 387   | 10 254                                      |
| 深圳 Shenzhen      | 88  | 64  | 192 880  | 6 065 973   | 10 347  | 2 052                                       |
| 重庆 Chongqing     | 1 504   | 387                                       | 1 190 826  | 6 827 405   | 24 672  | 14 738                                      |

注: 1. 本表按当年价格计算。

2. 北京客运总量和货运总量中缺公路运量。

MAIN SOCIAL AND ECONOMIC INDICATORS OF PROVINCIAL CAPITAL  
CITIES AND SEPARATE PLANNING CITIES (1993)

Including counties under the jurisdiction of municipal government.

| 零售商业饮食<br>业服务业网点<br>(个)<br>Outlets of Retail,<br>Food Services and<br>Service Trades<br>(unit) | 零售商业饮食<br>业服务业人员<br>(人)<br>Personnel of Retail,<br>Food Services and<br>Service Trades<br>(persons) | 地方财政<br>预算内收入<br>(万元)<br>Budgetary<br>Revenue of Local<br>Governments<br>(10 000 yuan) | 城乡居民年<br>底储蓄余额<br>(万元)<br>Savings Deposit<br>Balances of Urban<br>and Rural Residents<br>(year-end)<br>(10 000 yuan) | 全部职工<br>数<br>(万人)<br>Number of Staff<br>and Workers<br>(10 000) | 工资总额<br>(万元)<br>Total<br>Wages<br>(10 000yuan) |
|--|---|--|--|---|--|
| 183 197  | 423 544   | 841 015  | 5 606 568  | 466   | 2 078 161                                      |
| 118 319  | 412 611   | 749 605  | 2 696 967  | 293   | 1 145 941                                      |
| 95 533   | 335 272   | 236 414  | 2 037 722  | 116   | 352 130  |
| 34 316   | 149 218   | 131 855  | 988 710  | 114   | 396 268  |
| 21 193   | 99 985  | 68 806   | 340 616  | 47  | 147 481  |
| 146 885  | 551 734   | 452 751  | 2 308 983  | 235   | 786 408  |
| 63 331   | 398 088   | 248 562  | 1 129 549  | 135   | 403 629  |
| 66 050   | 245 207   | 248 190  | 1 462 442  | 199   | 568 068  |
| 126 517  | 1 031 995   | 2 423 414  | 5 783 939  | 490   | 2 793 366                                      |
| 75 237   | 384 514   | 360 575  | 1 149 844  | 149   | 625 555  |
| 94 676   | 267 510   | 394 946  | 1 562 558  | 128   | 534 537  |
| 48 990   | 204 892   | 105 016  | 371 695  | 63  | 231 935  |
| 47 147   | 132 367   | 213 876  | 1 055 894  | 88  | 286 542  |
| 46 284   | 308 412   | 164 968  | 706 424  | 87  | 233 979  |
| 81 771   | 253 564   | 192 703  | 1 043 173  | 100   | 327 227  |
| 47 710   | 154 152   | 162 864  | 1 319 425  | 91  | 279 112  |
| 89 078   | 363 207   | 427 138  | 1 324 171  | 223   | 786 465  |
| 67 796   | 222 733   | 179 071  | 967 423  | 92  | 319 355  |
| 149 435  | 802 996   | 773 690  | 4 487 449  | 211   | 1 316 773                                      |
| 47 752   | 144 081   | 118 053  | 518 058  | 51  | 191 345  |
| 10 652   | 56 203  | 157 837  | 650 983  | 23  | 133 777  |
| 337 751  | 1 587 700   | 165  | 569 666  |   |  |
| 35 409   | 105 050   | 156 975  | 397 053  | 59  | 172 585  |
| 53 496   | 140 740   | 417 521  | 857 452  | 89  | 338 482  |
| 6 664  | 135 612   | 185 626  | 1 582 848  | 146   | 432 459  |
| 48 918   | 178 383   | 147 391  | 693 427  | 86  | 273 898  |
| 16 919   | 48 475  | 38 272   | 266 135  | 35  | 125 884  |
| 12 292   | 43 051  | 28 507   | 212 951  | 26  | 77 041   |
| 27 144   | 102 000   | 114 117  | 587 649  | 70  | 293 358  |
| 62 992   | 262 029   | 432 060  | 1 959 746  | 136   | 564 229  |
| 101 286  | 228 990   | 282 516  | 979 740  | 79  | 325 129  |
| 19 792   | 51 330  | 193 552  | 482 789  | 41  | 215 623  |
| 107 567  | 319 116   | 395 976  | 1 372 239  | 109   | 403 568  |
| 4 476  | 195 011   | 672 507  | 1 751 290  | 78  | 619 863  |
| 218 100  | 381 227   | 445 595  | 1 444 122  | 212   | 663 083  |

a) Figures in value items in this table are at current prices.

b) Figures for Beijing for total passenger traffic and freight traffic are lack of highway traffic.

## 10-7 城市公用事业基本情况

### BASIC STATISTICS ON URBAN PUBLIC UTILITIES

本表1990年以后各项指标按全社会范围计算的, 1985年以前各项指标只按城建部门管理的范围计算。  
 Figures for 1990-1993 cover public utilities provided by all units, whereas figures for other years only cover that provided by units under city construction department.

| 项 目           | Item  | 1980    | 1985    | 1990      | 1993      |
|---------------|---|---------|---------|-----------|-----------|
| 自来水年供水量 (亿吨)  | Annual Supply of Tap Water (100 000 000tn)              | 88.3    | 128.0   | 382.3     | 450.2     |
| #生活用水量        | Residential Consumption                                 | 33.9    | 51.9    | 100.1     | 128.3     |
| 平均每人生活用水 (吨)  | Per Capita (tn)   | 46.8    | 55.1    | 67.9      | 58.8      |
| 用水普及率 (%)     | Population with Access to Tap Water (percentage)        | 81.4    | 81.0    | 89.2      | 93.1      |
| 公共汽(电)车总数 (辆) | Public Transportation Vehicles(Buses and Trolley Buses) | 32 098  | 45 155  | 62 215    | 88 950    |
| 平均每万人拥有 (辆)   | Vehicles per 10 000 Population                          | 3.5     | 3.9     | 4.8       | 6.0       |
| 铺装道路长度 (公里)   | Length of Paved Road (km)                               | 29 485  | 38 282  | 94 820    | 104 897   |
| 平均每万人拥有 (公里)  | Length of Paved Road per 10 000 Population (km)         | 3.3     | 3.3     | 6.4       | 6.3       |
| 铺装道路面积(万平方米)  | Area of Paved Road (10 000 sq. m)                       | 25 255  | 35 872  | 89 160    | 107 471   |
| 每万人拥有 (万平方米)  | Area of Paved Road per 10 000 Population (10 000 sq. m) | 2.8     | 3.1     | 6.0       | 6.5       |
| 下水道长度 (公里)    | Length of Sewer Pipelines (km)                          | 21 860  | 31 556  | 57 787    | 75 207    |
| 平均每万人拥有 (公里)  | Length of Sewer Pipelines per 10 000 Population (km)    | 2.4     | 2.7     | 3.9       | 4.5       |
| 人工煤气供气量(万立方米) | Coal Gas Supply (10 000 cu. m)                          | 195 491 | 249 754 | 1 747 065 | 1 304 130 |
| #家庭用量         | Residential Use   | 83 281  | 107 060 | 271 127   | 345 180   |
| 煤气管道长度 (公里)   | Length of Gas Pipelines (km)                            | 5 619   | 10 567  | 16 312    | 23 952    |
| 天然气供气量(万立方米)  | Natural Gas Supply (10 000 cu. m)                       | 58 937  | 162 099 | 642 289   | 637 211   |
| 液化气家庭用量 (万吨)  | Residential Consumption of Liquefied Gas (10 000 tn)    | 27.0    | 54.7    | 142.8     | 315.0     |
| 用气普及率 (%)     | Population with Access to Gas (percentage)              | 16.8    | 22.4    | 42.2      | 57.0      |
| 城市绿化          | Landscaping in Cities                                   |         |         |           |           |
| 绿地面积 (公顷)     | Public Green Areas (hectare)                            | 85 543  | 159 291 | 474 613   | 576 832   |
| 每万人绿地面积 (公顷)  | Public Green Areas per 10 000 Population (hectare)      | 9.6     | 13.7    | 32.2      | 34.9      |
| 公园动物园个数 (个)   | Number of Parks and Zoos                                | 679     | 1 026   | 1 970     | 2 576     |
| 公园动物园面积 (公顷)  | Area of Parks and Zoos (hectare)                        | 16 192  | 21 896  | 40 081    | 48 621    |
| 环境卫生          | Sanitation and Hygiene                                  |         |         |           |           |
| 清运垃圾 (万吨)     | Garbage Disposal (10 000 tn)                            | 3 132   | 4 477   | 6 767     | 8 791     |
| 清运粪便 (万吨)     | Disposal of Night Soil (10 000 tn)                      | 1 643   | 1 731   | 2 385     | 3 168     |
| 每万人有公厕 (座)    | Public Restrooms per 10 000 Population                  | 6.6     | 5.8     | 6.6       | 5.9       |

注: 人均拥有指标按城市人口中非农业人口计算。

a) Figures for public utilities per 10 000 persons are based on nonagricultural population in urban areas.

10-8 主要城市房屋建筑及住房情况 (1993年)  
BASIC STATISTICS ON MAIN CITY BUILDINGS AND HOUSING (1993)

| 城市名称<br>City       | 建成区面积<br>(平方公里)<br>Developed Areas<br>(sq. km) | 国家建设<br>征用土地<br>(平方公里)<br>Land for<br>State Con-<br>struction<br>Projects<br>(sq. km) | 市区人口<br>密度(人/<br>平方公里)<br>Urban<br>District<br>Population<br>Density<br>(persons/<br>sq. km) | 年末全市实有<br>房屋建筑面积<br>(万平方米)<br>Total Floor<br>Space of<br>Buildings<br>(year-end)<br>(10 000sq. m) | 年末全市实有<br>住宅建筑面积<br>(万平方米)<br>Total Floor<br>Space of<br>Residential<br>Housing<br>(year-end)<br>(10 000sq. m) | 年末全市住<br>房居住面积<br>(万平方米)<br>Total Living<br>Space of<br>Residential<br>Housing<br>(year-end)<br>(10 000sq. m) | 解 决<br>缺 房 户<br>(户)<br>Number of<br>Homeless<br>Households<br>Acquiring<br>Housing with-<br>in the Year. |
|--------------------|--|---|--|---|--|---|--|
| 北 京 Beijing        | 454.1  | 11.6  | 2 372  | 19 902  | 9 953  | 5 011.6   | 88 239   |
| 天 津 Tianjin        | 338.8  |   | 1 367  | 12 056  | 6 021  | 3 164.7   | 10 600   |
| 石 家 庄 Shijiazhuang | 90.0   | 4.0   | 4 495  | 3 304   | 1 667  | 834.0   | 3 500  |
| 秦 皇 岛 Qinhuangdao  | 64.9   | 2.7   | 1 498  | 1 597   | 636  | 341.7   | 689  |
| 太 原 Taiyuan        | 168.0  | 3.0   | 1 397  | 4 590   | 2 400  | 1 287.0   | 7 000  |
| 呼 和 浩 特 Hohhot     | 75.0   | 1.2   | 444  | 1 876   | 960  | 478.1   | 981  |
| 沈 阳 Shenyang       | 189.2  | 2.7   | 1 882  | 8 684   | 4 440  | 2 290.6   | 12 999   |
| 大 连 Dalian         | 200.4  |   | 1 030  | 5 173   | 2 562  | 1 280.9   | 16 674   |
| 长 春 Changchun      | 114.0  | 1.9   | 1 961  | 4 081   | 2 221  | 1 111.4   | 31 805   |
| 哈 尔 滨 Harbin       | 156.0  | 2.8   | 1 882  | 6 080   | 3 063  | 1 549.0   | 13 000   |
| 上 海 Shanghai       | 300.0  |   | 11 962   | 20 237  | 10 569   | 5 792.0   | 24 471   |
| 南 京 Nanjing        | 148.4  | 3.6   | 2 729  | 6 394   | 3 189  | 1 652.9   |  |
| 连 云 港 Lianyungang  | 46.6   | 2.1   | 660  | 1 228   | 559  | 279.8   | 170  |
| 南 通 Nantong        | 50.5   | 2.4   | 2 405  | 1 268   | 508  | 229.9   |  |
| 杭 州 Hangzhou       | 90.2   | 4.2   | 3 216  | 4 012   | 1 691  | 896.0   | 2 004  |
| 宁 波 Ningbo         | 77.7   | 10.1  | 1 065  | 2 320   | 1 313  | 599.0   | 2 090  |
| 温 州 Wenzhou        | 42.6   | 2.7   | 1 044  | 1 498   | 988  | 412.0   | 400  |
| 合 肥 Hefei          | 76.0   | 2.2   | 2 380  | 2 430   | 1 176  | 604.4   | 1 436  |
| 福 州 Fuzhou         | 60.7   |   | 1 282  | 3 411   | 1 781  | 760.0   | 1 600  |
| 厦 门 Xiamen         | 52.4   | 3.3   | 1 170  | 1 815   | 848  | 315.3   | 1 502  |
| 南 昌 Nanchang       | 65.0   | 0.3   | 2 534  | 2 930   | 1 367  | 780.8   | 1 326  |
| 济 南 Jinan          | 109.8  | 2.4   | 1 127  | 4 751   | 2 541  | 1 016.4   | 582  |
| 青 岛 Qingdao        | 99.9   | 2.9   | 1 924  | 4 468   | 2 125  | 1 043.5   | 7 692  |
| 烟 台 Yantai         | 52.0   | 2.4   | 1 362  | 1 351   | 708  | 326.3   | 720  |
| 威 海 Weihai         | 32.7   | 12.5  | 721  | 588   | 233  | 112.6   | 2 527  |
| 郑 州 Zhengzhou      | 99.5   | 6.3   | 1 724  | 4 140   | 1 824  | 953.4   | 6 842  |
| 武 汉 Wuhan          | 210.9  | 16.9  | 2 380  | 9 154   | 4 608  | 2 167.6   | 2 010  |
| 长 沙 Changsha       | 101.0  | 2.3   | 3 790  | 3 493   | 1 783  | 802.3   | 10 572   |
| 广 州 Guangzhou      | 206.6  | 4.0   | 2 560  | 8 723   | 4 652  | 1 749.0   | 2 876  |
| 湛 江 Zhanjiang      | 55.2   | 2.3   | 444  | 1 279   | 708  | 268.6   |  |
| 深 圳 Shenzhen       | 80.9   |   | 2 679  | 3 992   | 1 883  | 642.5   | 19 678   |
| 珠 海 Zhuhai         | 56.2   | 4.3   | 546  | 1 134   | 643  | 237.9   | 3 342  |
| 汕 头 Shantou        | 40.5   | 12.7  | 3 727  | 2 027   | 1 149  | 426.4   | 3 211  |
| 南 宁 Nanning        | 72.5   | 1.3   | 628  | 2 777   | 1 332  | 474.0   | 13 591   |
| 北 海 Beihai         | 25.6   | 12.2  | 851  | 641   | 347  | 122.2   | 1 300  |
| 海 口 Haikou         | 33.6   | 0.5   | 1 832  | 1 159   | 629  | 345.9   | 6 150  |
| 成 都 Chengdu        | 92.2   | 9.3   | 2 123  | 5 834   | 2 987  | 1 493.5   | 41 819   |
| 重 庆 Chongqing      | 106.3  | 4.7   | 1 997  | 6 127   | 2 968  | 1 484.0   | 33 416   |
| 贵 阳 Guiyan         | 85.7   | 2.9   | 666  | 2 900   | 1 399  | 803.8   | 120  |
| 昆 明 Kunming        | 98.0   | 6.5   | 758  | 3 818   | 1 686  | 1 011.6   | 7 400  |
| 拉 萨 Lhasa          | 49.6   |   | 233  | 305   | 148  | 74.0  | 913  |
| 西 安 Xian           | 148.0  | 18.4  | 2 706  | 5 722   | 2 540  | 1 295.0   | 700  |
| 兰 州 Lanzhou        | 162.5  | 1.9   | 966  | 4 021   | 1 896  | 891.0   | 2 221  |
| 西 宁 Xining         | 52.1   | 0.1   | 1 897  | 1 562   | 705  | 386.0   | 274  |
| 银 川 Yinchuan       | 42.1   | 0.5   | 352  | 1 276   | 618  | 328.1   | 237  |
| 乌 鲁 木 齐 Urumqi     | 66.7   | 0.6   | 1 463  | 3 519   | 1 745  | 862.0   | 18 222   |

10-9 主要城市自来水情况 (1993年)  
BASIC STATISTICS ON MAIN CITY TAP WATER (1993)

| 城市名称<br>City     | 年末自来水<br>生产能力<br>(万吨/日)<br>Production<br>Capacity of<br>Tap Water<br>(year-end)<br>(10 000<br>tn /day) | 年末供水<br>管道长度<br>(公里)<br>Length of<br>Water Supply<br>Pipelines<br>(year-end)<br>(km) | 全年供<br>水总量<br>(万吨)<br>Total<br>Annual<br>Volume of<br>Water Supply<br>(10 000 tn) |                             |                            | 用水人口<br>(万人)<br>Residents<br>with<br>Access to<br>Tap Water<br>(10 000) | 人均日生<br>活用水量<br>(升)<br>Daily<br>Per capita<br>Tap Water<br>Consumption<br>Residential<br>(liter) |
|------------------|--|--|---|-----------------------------|----------------------------|---|--|
|                  |  |  |   | #生活用水<br>Residential<br>Use | #生产用水<br>Productive<br>Use |   |  |
| 北京 Beijing       | 483.2  | 5 495  | 93 290  | 55 852                      | 28 755                     | 652.8   | 234.4  |
| 天津 Tianjin       | 222.9  | 3 637  | 62 749  | 23 654                      | 33 692                     | 525.6   | 123.3  |
| 石家庄 Shijiazhuang | 167.1  | 887  | 33 064  | 6 277                       | 18 114                     | 147.0   | 117.0  |
| 秦皇岛 Qinhuangdao  | 38.9   | 409  | 10 065  | 4 298                       | 5 061                      | 54.4  | 216.5  |
| 太原 Taiyuan       | 85.5   | 576  | 28 645  | 7 583                       | 20 142                     | 174.2   | 119.3  |
| 呼和浩特 Hohhot      | 32.2   | 270  | 10 327  | 5 410                       | 4 421                      | 62.9  | 235.6  |
| 沈阳 Shenyang      | 233.2  | 2 479  | 63 736  | 31 045                      | 26 579                     | 363.3   | 234.1  |
| 大连 Dalian        | 94.0   | 3 295  | 25 416  | 9 465                       | 10 290                     | 248.7   | 104.3  |
| 长春 Changchun     | 66.8   | 850  | 23 406  | 12 917                      | 8 752                      | 165.4   | 214.0  |
| 哈尔滨 Harbin       | 102.0  | 832  | 29 772  | 16 133                      | 12 043                     | 309.7   | 142.7  |
| 上海 Shanghai      | 491.1  | 4 070  | 149 438   | 71 371                      | 59 577                     | 948.0   | 206.3  |
| 南京 Nanjing       | 382.0  | 2 191  | 125 652   | 23 521                      | 94 931                     | 247.6   | 260.3  |
| 连云港 Lianyungang  | 30.0   | 571  | 8 449   | 2 341                       | 5 615                      | 41.9  | 153.1  |
| 南通 Nantong       | 87.4   | 635  | 11 705  | 2 524                       | 8 115                      | 47.2  | 146.5  |
| 杭州 Hangzhou      | 102.1  | 1 401  | 38 635  | 15 519                      | 20 702                     | 135.4   | 314.0  |
| 宁波 Ningbo        | 88.3   | 638  | 23 344  | 7 999                       | 12 455                     | 97.4  | 225.0  |
| 温州 Wenzhou       | 22.7   | 294  | 7 475   | 3 048                       | 3 497                      | 60.6  | 137.8  |
| 合肥 Hefei         | 88.1   | 383  | 23 599  | 6 886                       | 15 518                     | 91.8  | 205.5  |
| 福州 Fuzhou        | 83.5   | 893  | 27 862  | 14 336                      | 5 855                      | 127.6   | 307.8  |
| 厦门 Xiamen        | 52.1   | 636  | 12 697  | 3 796                       | 5 290                      | 69.4  | 149.9  |
| 南昌 Nanchang      | 111.0  | 771  | 30 468  | 11 754                      | 16 464                     | 138.6   | 232.3  |
| 济南 Jinan         | 109.0  | 1 086  | 30 936  | 9 005                       | 20 232                     | 143.7   | 171.7  |
| 青岛 Qingdao       | 64.0   | 1 123  | 16 137  | 6 324                       | 8 606                      | 147.7   | 117.3  |
| 烟台 Yantai        | 28.3   | 688  | 8 037   | 2 796                       | 4 733                      | 54.5  | 140.6  |
| 威海 Weihai        | 8.5  | 306  | 2 097   | 691                         | 1 144                      | 12.7  | 149.1  |
| 郑州 Zhengzhou     | 101.0  | 672  | 31 489  | 9 333                       | 21 226                     | 155.3   | 164.6  |
| 武汉 Wuhan         | 337.7  | 3 041  | 99 228  | 40 249                      | 36 146                     | 357.0   | 308.9  |
| 长沙 Changsha      | 77.1   | 837  | 31 220  | 15 410                      | 13 632                     | 137.0   | 308.2  |
| 广州 Guangzhou     | 873.4  | 3 536  | 295 604   | 66 223                      | 221 394                    | 353.0   | 514.0  |
| 湛江 Zhanjiang     | 46.0   | 286  | 13 713  | 4 950                       | 7 472                      | 49.5  | 274.0  |
| 深圳 Shenzhen      | 92.2   | 1 026  | 27 390  | 9 369                       | 15 037                     | 87.7  | 292.7  |
| 珠海 Zhuhai        | 31.8   | 433  | 14 637  | 5 460                       | 8 403                      | 43.1  | 347.1  |
| 汕头 Shantou       | 52.0   | 428  | 13 617  | 7 335                       | 5 116                      | 83.5  | 240.7  |
| 南宁 Nanning       | 59.4   | 388  | 25 069  | 12 830                      | 11 010                     | 85.2  | 412.6  |
| 北海 Beihai        | 18.0   | 151  | 4 028   | 1 553                       | 2 325                      | 13.6  | 312.9  |
| 海口 Haikou        | 55.7   | 169  | 12 244  | 5 555                       | 5 412                      | 35.5  | 428.7  |
| 成都 Chengdu       | 169.3  | 771  | 44 693  | 17 171                      | 25 165                     | 186.8   | 251.8  |
| 重庆 Chongqing     | 180.6  | 1 201  | 46 070  | 14 629                      | 26 414                     | 303.5   | 132.1  |
| 贵阳 Guiyan        | 90.3   | 565  | 30 937  | 7 902                       | 19 850                     | 121.5   | 178.2  |
| 昆明 Kunming       | 49.0   | 1 702  | 14 211  | 6 005                       | 7 339                      | 157.7   | 104.3  |
| 拉萨 Lhasa         | 4.0  | 132  | 1 095   | 559                         | 98                         | 8.7   | 176.0  |
| 西安 Xian          | 90.0   | 1 074  | 34 947  | 12 601                      | 16 057                     | 263.0   | 131.3  |
| 兰州 Lanzhou       | 134.0  | 421  | 35 642  | 8 285                       | 27 021                     | 153.4   | 148.0  |
| 西宁 Xining        | 38.5   | 305  | 12 957  | 3 923                       | 8 347                      | 65.5  | 164.1  |
| 银川 Yinchuan      | 31.9   | 316  | 9 907   | 2 181                       | 7 302                      | 48.5  | 123.2  |
| 乌鲁木齐 Urumqi      | 38.0   | 310  | 13 342  | 7 490                       | 5 292                      | 108.4   | 189.3  |

## 10-10 主要城市煤气、液化石油气、天然气情况 (1993年)

## BASIC STATISTICS ON MAIN CITY GAS, LIQUEFIED

## PETROLEUM GAS AND NATURAL GAS (1993)

| 城市名称<br>City       | 人工煤气<br>生产能力<br>(万立方米/日)<br>Production<br>Capacity<br>of Coal,<br>Gas(10 000<br>cu. m/day) | 输气管道长度(公里)<br>Length of Gas<br>Pipelines (km) |                       | 全年供气总量<br>Total Gas Supply                       |   |  | 用气人口(万人)<br>Population with Access<br>to Gas<br>(10 000) |  |                           |
|--------------------|--|---|-----------------------|--|---|--|--|--|---------------------------|
|                    |  | 人工<br>煤气<br>Coal,<br>Gas                      | 天然气<br>Natural<br>Gas | 人工煤气<br>(万立方米)<br>Coal, Gas<br>(10 000<br>cu. m) | 液化石油<br>气(吨)<br>Liquefied<br>Petroleum<br>Gas<br>(tn) | 天然气<br>(万立方米)<br>Natural<br>Gas<br>(10 000<br>cu. m) | 人工<br>煤气<br>Coal,<br>Gas                                 | 液 化<br>石 油 气<br>Lique-<br>fied<br>Petro-<br>leum Gas | 天然<br>气<br>Natural<br>Gas |
| 北 京 Beijing        |  | 1 549   | 851                   | 79 863   | 175 556   | 6 702  | 159.3  | 278.8  | 59.7                      |
| 天 津 Tianjin        | 101.0  | 1 657   | 2 354                 | 17 320   | 46 878  | 14 710   | 109.2  | 132.8  | 165.4                     |
| 石 家 庄 Shijiazhuang |  | 110   |                       | 12 975   | 32 165  |  | 23.7   | 80.0   |                           |
| 秦 皇 岛 Qinhuangdao  | 29.0   | 110   |                       |  | 9 029   |  | 8.8  | 24.6   |                           |
| 太 原 Taiyuan        | 63.5   | 1 071   |                       | 17 019   | 1 622   |  | 103.7  | 9.4  |                           |
| 呼 和 浩 特 Hohhot     | 16.4   | 182   |                       | 1 339  | 3 350   |  | 13.1   | 9.5  |                           |
| 沈 阳 Shenyang       | 63.2   |   | 1 125                 | 10 811   | 25 435  | 8 819  | 3.3  | 89.0   | 182.9                     |
| 大 连 Dalian         | 60.0   | 1 513   |                       | 20 553   | 36 239  |  | 106.5  | 62.0   |                           |
| 长 春 Changchun      | 66.3   | 1 169   |                       | 10 600   | 18 794  | 1 062  | 68.8   | 52.6   | 8.1                       |
| 哈 尔 滨 Harbin       | 81.0   | 672   |                       | 5 245  | 80 042  |  | 63.0   | 171.4  |                           |
| 上 海 Shanghai       | 498.0  | 3 431   |                       | 147 289  |   |  | 454.7  |  |                           |
| 南 京 Nanjing        | 26.0   | 349   |                       | 139 487  | 228 183   |  | 59.4   | 125.2  |                           |
| 连 云 港 Lianyungang  |  | 20  |                       | 358  | 4 862   |  | 1.6  | 18.3   |                           |
| 南 通 Nantong        | 6.0  | 130   |                       | 1 727  | 9 598   |  | 10.9   | 10.4   |                           |
| 杭 州 Hangzhou       | 30.0   | 100   |                       | 1 417  | 41 560  |  | 12.1   | 71.9   |                           |
| 宁 波 Ningbo         |  |   |                       |  | 32 296  |  |  | 38.9   |                           |
| 温 州 Wenzhou        |  |   |                       | 196  | 9 610   |  | 2.2  | 22.6   |                           |
| 合 肥 Hefei          | 11.8   | 234   |                       | 4 144  | 3 975   |  | 22.0   | 6.5  |                           |
| 福 州 Fuzhou         | 10.0   | 477   |                       | 2 426  | 15 522  |  | 17.9   | 36.3   |                           |
| 厦 门 Xiamen         | 10.0   | 147   |                       | 2 016  | 32 039  |  | 8.7  | 26.2   |                           |
| 南 昌 Nanchang       |  | 74  |                       | 1 447  | 19 456  |  | 24.3   | 50.7   |                           |
| 济 南 Jinan          |  | 231   |                       | 3 340  | 20 299  |  | 26.7   | 70.8   |                           |
| 青 岛 Qingdao        | 31.0   | 406   |                       | 4 215  | 22 224  |  | 23.8   | 64.6   |                           |
| 烟 台 Yantai         | 17.0   | 296   |                       | 2 326  | 5 181   |  | 20.7   | 21.1   |                           |
| 威 海 Weihai         | 8.0  | 83  |                       | 1 338  | 3 041   |  | 6.0  | 5.0  |                           |
| 郑 州 Zhengzhou      |  |   |                       |  | 12 661  | 4 415  |  | 31.2   | 58.0                      |
| 武 汉 Wuhan          | 20.0   | 510   |                       | 110 499  | 41 574  |  | 69.0   | 102.6  |                           |
| 长 沙 Changsha       | 5.0  | 47  |                       | 418  | 19 403  |  | 3.9  | 54.6   |                           |
| 广 州 Guangzhou      | 39.0   | 469   |                       | 3 635  | 55 299  |  | 72.6   | 111.5  |                           |
| 湛 江 Zhanjiang      |  |   |                       |  | 19 907  |  |  | 34.9   |                           |
| 深 圳 Shenzhen       |  |   |                       |  |   |  |  |  |                           |
| 珠 海 Zhuhai         |  |   |                       |  | 13 366  |  |  | 22.8   |                           |
| 汕 头 Shantou        |  |   |                       |  | 59 780  |  |  | 55.5   |                           |
| 南 宁 Nanning        |  |   |                       |  | 17 965  |  |  | 43.7   |                           |
| 北 海 Beihai         |  |   |                       |  | 3 744   |  |  | 7.6  |                           |
| 海 口 Haikou         |  |   |                       |  | 32 746  |  |  | 33.5   |                           |
| 成 都 Chengdu        |  |   |                       |  | 6 738   | 109 994  |  | 14.9   | 123.9                     |
| 重 庆 Chongqing      |  |   |                       |  | 1 440   | 60 190   |  | 2.5  | 151.3                     |
| 贵 阳 Guiyan         |  |   |                       |  | 10 400  |  |  | 35.0   |                           |
| 昆 明 Kunming        | 32.0   | 286   |                       | 10 580   | 1 485   |  | 46.5   | 33.0   |                           |
| 拉 萨 Lhasa          |  |   |                       |  |   |  |  |  |                           |
| 西 安 Xian           | 5.0  | 183   |                       | 13 318   | 18 673  |  | 23.4   | 57.4   |                           |
| 兰 州 Lanzhou        | 54.0   | 168   |                       | 1 211  | 18 133  |  | 15.7   | 40.0   |                           |
| 西 宁 Xining         |  |   |                       |  | 2 597   |  |  | 9.6  |                           |
| 银 川 Yinchuan       |  |   |                       |  | 5 887   |  |  | 20.4   |                           |
| 乌 鲁 木 齐 Urumqi     |  |   |                       |  | 37 140  |  |  | 95.1   |                           |

10-11 主要城市集中供热情况 (1993年)  
 BASIC STATISTICS ON MAIN CITY HEAT SUPPLY (1993)

| 城市名称<br>City     | 供应能力<br>Supply Capacity            |  | 供热总量<br>Volume Supplied           |  | 管道长度(公里)<br>Length of Pipelines(km) |                 | 供热面积<br>Area Served<br>(万平方米)<br>(10 000 sq.m) |
|------------------|------------------------------------|--|-----------------------------------|--|-------------------------------------|-----------------|--|
|                  | 蒸汽<br>(吨/小时)<br>Steam<br>(tn/hour) | 热水<br>(兆瓦/小时)<br>Hot Water<br>(1 000 000<br>000 kw/hr) | 蒸汽<br>(吨/年)<br>Steam<br>(tn/year) | 热水(百万<br>千焦/年)<br>Hot Water<br>(1 000 000<br>000 joule/<br>year) | 蒸汽<br>Steam                         | 热水<br>Hot Water |  |
| 北京 Beijing       | 979                                | 3 240  | 5 399 501                         | 31 231 506   | 34                                  | 205             | 3 972  |
| 天津 Tianjin       | 200                                | 634  | 322 828                           | 7 087 390  | 60                                  | 172             | 1 072  |
| 石家庄 Shijiazhuang | 840                                | 42   | 1 965 100                         | 477 496  | 40                                  | 7               | 220  |
| 秦皇岛 Qinhuangdao  | 47                                 | 400  | 338 312                           | 1 390 818  |                                     | 56              | 273  |
| 太原 Taiyuan       |                                    | 840  |                                   | 5 654 639  |                                     | 32              | 886  |
| 呼和浩特 Hohhot      |                                    | 415  |                                   | 3 155 188  |                                     | 37              | 394  |
| 沈阳 Shenyang      |                                    | 393  |                                   | 3 432 945  |                                     | 448             | 1 235  |
| 大连 Dalian        | 853                                | 700  | 2 760 468                         | 1 688 234  | 15                                  |                 | 1 572  |
| 长春 Changchun     | 375                                | 1 349  | 939 691                           | 8 214 752  | 1                                   | 136             | 1 462  |
| 哈尔滨 Harbin       | 1 374                              | 1 645  | 8 099 562                         | 10 314 845   | 19                                  | 36              | 1 739  |
| 上海 Shanghai      |                                    |  |                                   |  |                                     |                 |  |
| 南京 Nanjing       |                                    |  |                                   |  |                                     |                 |  |
| 连云港 Lianyungang  | 140                                |  | 920 000                           |  |                                     |                 | 63   |
| 南通 Nantong       |                                    |  |                                   |  |                                     |                 |  |
| 杭州 Hangzhou      | 247                                |  |                                   | 1 447 930  |                                     |                 |  |
| 宁波 Ningbo        |                                    |  |                                   |  |                                     |                 |  |
| 温州 Wenzhou       |                                    |  |                                   |  |                                     |                 |  |
| 合肥 Hefei         |                                    |  |                                   |  |                                     |                 |  |
| 福州 Fuzhou        |                                    | 24   |                                   | 697 620  |                                     | 15              | 16   |
| 厦门 Xiamen        |                                    |  |                                   |  |                                     |                 |  |
| 南昌 Nanchang      |                                    |  |                                   |  |                                     |                 |  |
| 济南 Jinan         | 900                                | 291  | 2 318 000                         | 1 678 550  | 42                                  | 21              | 450  |
| 青岛 Qingdao       | 478                                | 23   | 482 615                           | 25 932   | 18                                  | 28              | 166  |
| 烟台 Yantai        | 320                                | 71   | 182 800                           | 652 399  | 2                                   | 33              | 171  |
| 威海 Weihai        | 199                                | 210  | 598 740                           | 762 821  |                                     | 9               | 242  |
| 郑州 Zhengzhou     | 622                                | 378  | 2 819 187                         | 607 722  | 11                                  | 27              | 327  |
| 武汉 Wuhhan        |                                    |  |                                   |  |                                     |                 |  |
| 长沙 Changsha      |                                    |  |                                   |  |                                     |                 |  |
| 广州 Guangzhou     | 240                                |  | 700 000                           |  |                                     |                 | 2 900  |
| 湛江 Zhanjiang     |                                    |  |                                   |  |                                     |                 |  |
| 深圳 Shenzhen      |                                    |  |                                   |  |                                     |                 |  |
| 珠海 Zhuhai        |                                    |  |                                   |  |                                     |                 |  |
| 汕头 Shantou       |                                    |  |                                   |  |                                     |                 |  |
| 南宁 Nanning       |                                    |  |                                   |  |                                     |                 |  |
| 北海 Beihai        |                                    |  |                                   |  |                                     |                 |  |
| 海口 Haikou        |                                    |  |                                   |  |                                     |                 |  |
| 成都 Chengdu       |                                    |  |                                   |  |                                     |                 |  |
| 重庆 Chongqing     |                                    |  |                                   |  |                                     |                 |  |
| 贵阳 Guiyan        |                                    |  |                                   |  |                                     |                 |  |
| 昆明 Kunming       |                                    |  |                                   |  |                                     |                 |  |
| 拉萨 Lhasa         |                                    |  |                                   |  |                                     |                 |  |
| 西安 Xian          | 930                                | 1 121  | 2 806 451                         | 1 529 928  |                                     | 16              | 815  |
| 兰州 Lanzhou       | 1 339                              | 579  | 4 846 000                         | 5 370 524  |                                     | 11              | 808  |
| 西宁 Xining        | 8                                  | 12   |                                   | 179 834  | 1                                   | 4               | 20   |
| 银川 Yinchuan      |                                    | 244  |                                   | 1 130 312  |                                     | 42              | 214  |
| 乌鲁木齐 Urumqi      |                                    | 301  |                                   | 930 296  |                                     | 34              | 172  |

10-12 主要城市市政工程情况 (1993年)  
 BASIC STATISTICS ON MAIN MUNICIPAL ENGINEERING (1993)

| 城市名称<br>City     | 年末实有铺装道路长度<br>(公里)<br>Length of Paved Roads<br>(year-end)<br>(km) | 年末实有铺装道路面积<br>(万平方米)<br>Area of Paved Roads<br>(year-end)<br>(10 000 sq. m) | 城市桥梁<br>(座)<br>Bridges | 城市下水道总长度<br>(公里)<br>Length of Sewer Pipelines<br>(km) | 城市污水日处理能力<br>(万吨)<br>Daily Disposal Capacity of Sewage<br>(10 000 tn) | 城市路灯<br>(盏)<br>Street Lights |
|------------------|---|---|------------------------|---|---|------------------------------|
| 北京 Beijing       | 2 713   | 2 775   | 490                    | 2 589   | 30.4  | 78 932                       |
| 天津 Tianjin       | 3 148   | 3 250   | 527                    | 2 875   | 71.9  | 76 091                       |
| 石家庄 Shijiazhuang | 654   | 678   | 132                    | 492   | 16.0  | 14 168                       |
| 秦皇岛 Qinhuangdao  | 503   | 509   | 91                     | 441   | 6.0   | 8 829                        |
| 太原 Taiyuan       | 1 170   | 1 051   | 131                    | 557   | 34.4  | 17 504                       |
| 呼和浩特 Hohhot      | 295   | 314   | 16                     | 332   | 10.2  | 8 427                        |
| 沈阳 Shenyang      | 1 731   | 1 737   | 126                    | 1 691   |   | 33 236                       |
| 大连 Dalian        | 856   | 1 268   | 169                    | 676   | 35.0  | 21 627                       |
| 长春 Changchun     | 752   | 883   | 31                     | 936   | 2.5   | 22 764                       |
| 哈尔滨 Harbin       | 1 626   | 1 364   | 109                    | 859   | 9.4   | 26 437                       |
| 上海 Shanghai      |   |   |                        |   |   |                              |
| 南京 Nanjing       | 1 033   | 1 046   | 236                    | 1 027   | 87.0  | 22 404                       |
| 连云港 Lianyungang  | 458   | 331   | 68                     | 199   |   | 4 584                        |
| 南通 Nantong       | 193   | 191   | 99                     | 184   |   | 8 054                        |
| 杭州 Hangzhou      | 737   | 570   | 318                    | 771   | 41.8  | 18 224                       |
| 宁波 Ningbo        | 592   | 473   | 238                    | 665   | 6.4   | 12 710                       |
| 温州 Wenzhou       | 322   | 261   | 218                    | 239   |   | 9 444                        |
| 合肥 Hefei         | 464   | 471   | 48                     | 317   | 24.3  | 10 500                       |
| 福州 Fuzhou        | 794   | 588   | 196                    | 599   | 0.9   | 14 648                       |
| 厦门 Xiamen        | 454   | 554   | 91                     | 240   | 15.0  | 10 860                       |
| 南昌 Nanchang      | 284   | 331   | 59                     | 296   |   | 10 032                       |
| 济南 Jinan         | 1 220   | 1 501   | 310                    | 813   |   | 14 140                       |
| 青岛 Qingdao       | 764   | 944   | 169                    | 734   | 9.3   | 13 907                       |
| 烟台 Yantai        | 361   | 605   | 247                    | 353   |   | 7 484                        |
| 威海 Weihai        | 278   | 405   | 97                     | 180   | 1.5   | 3 145                        |
| 郑州 Zhengzhou     | 490   | 583   | 73                     | 593   | 14.8  | 11 435                       |
| 武汉 Wuhan         | 1 278   | 1 206   | 65                     | 1 311   | 36.6  | 47 280                       |
| 长沙 Changsha      | 622   | 501   | 49                     | 367   | 6.0   | 10 698                       |
| 广州 Guangzhou     | 1 379   | 1 378   | 310                    | 1 317   | 99.9  | 47 882                       |
| 湛江 Zhanjiang     | 165   | 299   | 16                     | 249   |   | 9 144                        |
| 深圳 Shenzhen      | 296   | 651   | 41                     | 700   | 20.2  | 16 759                       |
| 珠海 Zhuhai        | 193   | 539   | 28                     | 204   | 3.2   | 7 536                        |
| 汕头 Shantou       | 283   | 272   | 23                     | 398   | 1.7   | 12 712                       |
| 南宁 Nanning       | 315   | 323   | 34                     | 204   | 11.8  | 10 232                       |
| 北海 Beibai        | 195   | 370   | 15                     | 170   |   | 3 449                        |
| 海口 Haikou        | 218   | 315   | 34                     | 171   |   | 5 659                        |
| 成都 Chengdu       | 712   | 773   | 187                    | 852   | 39.1  | 18 764                       |
| 重庆 Chongqing     | 1 215   | 946   | 169                    | 464   | 37.4  | 37 471                       |
| 贵阳 Guiyan        | 290   | 260   | 64                     | 401   | 5.8   | 11 594                       |
| 昆明 Kunming       | 331   | 350   | 44                     | 369   | 5.5   | 14 588                       |
| 拉萨 Lhasa         | 71  | 105   | 30                     | 81  |   | 1 600                        |
| 西安 Xian          | 1 123   | 1 130   | 51                     | 762   | 12.0  | 19 037                       |
| 兰州 Lanzhou       | 503   | 520   | 112                    | 566   | 11.1  | 14 318                       |
| 西宁 Xining        | 203   | 225   | 38                     | 123   |   | 5 503                        |
| 银川 Yinchuan      | 206   | 228   | 16                     | 118   |   | 5 615                        |
| 乌鲁木齐 Urumqi      | 492   | 535   | 52                     | 233   |   | 7 167                        |



10-13 主要城市公共汽(电)车、出租汽车情况 (1993年)  
 BASIC STATISTICS ON MAIN CITY PUBLIC BUSES,  
 TROLLEY BUSES AND TAXIS (1993)

| 城市名称<br>City       | 年末实有公共汽(电)车(辆) Public<br>Transportation Vehicles (year-end) |                                |                            |                | 营运线路长度(公里)<br>Length of Operating Routes (km) |                                |                            |                | 运 客<br>总 数<br>(万人次)<br>Pas-<br>sengers<br>Carried<br>(10 000) | 出 租<br>汽 车<br>(辆)<br>Taxis |
|--------------------|---|--------------------------------|----------------------------|----------------|---|--------------------------------|----------------------------|----------------|---|----------------------------|
|                    | 公 共<br>汽 车<br>Buses   | 无 轨<br>电 车<br>Trolley<br>Buses | 有 轨<br>电 车<br>Tram<br>Cars | 地 铁<br>Subways | 公 共<br>汽 车<br>Buses                           | 无 轨<br>电 车<br>Trolley<br>Buses | 有 轨<br>电 车<br>Tram<br>Cars | 地 铁<br>Subways |   |                            |
| 北 京 Beijing        | 4 371   | 519                            |                            | 323            | 3 340   | 151                            |                            | 42             | 335 378   | 46 022                     |
| 天 津 Tianjin        | 2 140   | 53                             |                            | 21             | 3 157   | 17                             |                            | 7              | 61 036  | 11 484                     |
| 石 家 庄 Shijiazhuang | 507   |                                |                            |                | 564   |                                |                            |                | 11 533  | 2 000                      |
| 秦 皇 岛 Qinhuangdao  | 157   |                                |                            |                | 200   |                                |                            |                | 3 170   | 1 595                      |
| 太 原 Taiyuan        | 647   | 95                             |                            |                | 740   | 46                             |                            |                | 21 239  | 4 490                      |
| 呼 和 浩 特 Hohhot     | 213   |                                |                            |                | 407   |                                |                            |                | 5 394   | 1 180                      |
| 沈 阳 Shenyang       | 1 900   | 506                            |                            |                | 3 542   | 178                            |                            |                | 53 652  | 4 407                      |
| 大 连 Dalian         | 1 344   | 117                            | 98                         |                | 501   | 15                             | 15                         |                | 104 498   | 4 956                      |
| 长 春 Changchun      | 861   | 131                            | 39                         |                | 743   | 35                             | 13                         |                | 30 957  | 6 377                      |
| 哈 尔 滨 Harbin       | 1 062   | 282                            |                            |                | 1 024   | 120                            |                            |                | 61 213  | 4 111                      |
| 上 海 Shanghai       | 5 627   | 853                            |                            |                | 3 950   | 168                            |                            |                | 551 787   |                            |
| 南 京 Nanjing        | 2 304   | 108                            |                            |                | 2 647   | 36                             |                            |                | 50 017  | 3 957                      |
| 连 云 港 Lianyungang  | 169   |                                |                            |                | 273   |                                |                            |                | 1 660   | 150                        |
| 南 通 Nantong        | 145   |                                |                            |                | 171   |                                |                            |                | 4 828   | 713                        |
| 杭 州 Hangzhou       | 733   | 127                            |                            |                | 826   | 40                             |                            |                | 38 536  | 3 817                      |
| 宁 波 Ningbo         | 618   |                                |                            |                | 1 960   |                                |                            |                | 13 642  | 1 012                      |
| 温 州 Wenzhou        | 457   |                                |                            |                | 820   |                                |                            |                | 6 917   | 2 400                      |
| 合 肥 Hefei          | 514   |                                |                            |                | 420   |                                |                            |                | 25 834  | 2 140                      |
| 福 州 Fuzhou         | 380   | 25                             |                            |                | 766   | 8                              |                            |                | 17 397  | 2 975                      |
| 厦 门 Xiamen         | 283   |                                |                            |                | 449   |                                |                            |                | 9 885   | 3 532                      |
| 南 昌 Nanchang       | 294   | 79                             |                            |                | 879   | 33                             |                            |                | 11 544  | 1 660                      |
| 济 南 Jinan          | 746   | 83                             |                            |                | 1 281   | 45                             |                            |                | 33 723  | 1 915                      |
| 青 岛 Qingdao        | 1 739   | 136                            |                            |                | 1 064   | 30                             |                            |                | 72 427  | 4 874                      |
| 烟 台 Yantai         | 142   |                                |                            |                | 172   |                                |                            |                | 4 505   | 1 365                      |
| 威 海 Weihai         | 53  |                                |                            |                | 123   |                                |                            |                | 1 156   | 304                        |
| 郑 州 Zhengzhou      | 492   | 95                             |                            |                | 328   | 48                             |                            |                | 12 745  | 3 745                      |
| 武 汉 Wuhan          | 1 736   | 235                            |                            |                | 1 230   | 85                             |                            |                | 125 057   | 6 459                      |
| 长 沙 Changsha       | 789   |                                |                            |                | 468   |                                |                            |                | 25 608  | 1 231                      |
| 广 州 Guangzhou      | 2 222   | 116                            |                            |                | 3 165   | 54                             |                            |                | 66 372  | 12 825                     |
| 淇 江 Zhanjiang      | 861   |                                |                            |                | 779   |                                |                            |                | 4 235   | 250                        |
| 深 圳 Shenzhen       | 2 020   |                                |                            |                | 1 010   |                                |                            |                | 31 934  | 7 016                      |
| 珠 海 Zhuhai         | 233   |                                |                            |                | 367   |                                |                            |                | 8 511   | 2 857                      |
| 汕 头 Shantou        | 106   |                                |                            |                | 100   |                                |                            |                | 1 670   | 2 074                      |
| 南 宁 Nanning        | 227   |                                |                            |                | 553   |                                |                            |                | 7 291   | 602                        |
| 北 海 Beihai         | 46  |                                |                            |                | 45  |                                |                            |                | 763   | 430                        |
| 海 口 Haikou         | 1 020   |                                |                            |                | 388   |                                |                            |                | 7 561   | 3 174                      |
| 成 都 Chengdu        | 1 327   | 81                             |                            |                | 2 460   | 34                             |                            |                | 26 820  | 3 812                      |
| 重 庆 Chongqing      | 1 798   | 144                            |                            |                | 4 990   | 48                             |                            |                | 75 296  | 4 092                      |
| 贵 阳 Guiyan         | 1 353   |                                |                            |                | 1 969   |                                |                            |                | 32 065  | 1 253                      |
| 昆 明 Kunming        | 673   |                                |                            |                | 1 616   |                                |                            |                | 21 763  | 3 557                      |
| 拉 萨 Lhasa          | 32  |                                |                            |                | 703   |                                |                            |                | 32  |                            |
| 西 安 Xian           | 700   | 171                            |                            |                | 677   | 56                             |                            |                | 35 504  | 7 487                      |
| 兰 州 Lanzhou        | 563   | 87                             |                            |                | 570   | 29                             |                            |                | 29 219  | 2 226                      |
| 西 宁 Xining         | 669   |                                |                            |                | 310   |                                |                            |                | 17 345  | 1 314                      |
| 银 川 Yinchuan       | 148   |                                |                            |                | 325   |                                |                            |                | 3 357   | 578                        |
| 乌 鲁 木 齐 Urumqi     | 675   |                                |                            |                | 708   |                                |                            |                | 44 039  | 4 135                      |

10-14 主要城市园林绿化情况 (1993年)  
 BASIC STATISTICS ON MAIN CITY PARK, GARDENS AND GREEN AREAS (1993)

| 城市名称<br>City       | 城市园林<br>绿地面积<br>(公顷)<br>Total Area of<br>Parks, Gardens<br>and Green<br>Areas in Cities<br>(hectares) | # 公共绿地<br>Public<br>Green<br>Areas | 公 园                       | 公园面积                                   | 年游人量  | 全年植树                                 |
|--------------------|---|------------------------------------|---------------------------|--|---|--------------------------------------|
|                    |   |                                    | (个)<br>Number of<br>Parks | (公顷)<br>Area of<br>Parks<br>(hectares) | (万人次)<br>Visitors to<br>Parks and<br>Zoos<br>(10 000<br>persons. times) | (万株)<br>Trees<br>Planted<br>(10 000) |
| 北 京 Beijing        | 13 857  | 3 667                              | 53                        | 2 822                                  | 9 518   | 228                                  |
| 天 津 Tianjin        | 2 149   | 1 185                              | 129                       | 575                                    | 3 825   | 102                                  |
| 石 家 庄 Shijiazhuang | 1 268   | 255                                | 10                        | 115                                    | 431   | 26                                   |
| 秦 皇 岛 Qinhuangdao  | 2 951   | 208                                | 8                         | 170                                    | 394   | 20                                   |
| 太 原 Taiyuan        | 3 336   | 543                                | 10                        | 461                                    | 496   | 65                                   |
| 呼和浩特 Hohhot        | 2 019   | 174                                | 7                         | 161                                    | 264   | 3                                    |
| 沈 阳 Shenyang       | 18 127  | 1 750                              | 22                        | 1 266                                  | 2 198   | 42                                   |
| 大 连 Dalian         | 6 888   | 810                                | 21                        | 321                                    | 1 438   | 33                                   |
| 长 春 Changchun      | 4 098   | 1 345                              | 9                         | 342                                    | 302   | 7                                    |
| 哈 尔 滨 Harbin       | 3 462   | 842                                | 19                        | 454                                    | 2 485   | 25                                   |
| 上 海 Shanghai       | 1 017   | 901                                | 74                        | 593                                    | 6 954   | 24                                   |
| 南 京 Nanjing        | 9 219   | 1 493                              | 40                        | 1 416                                  | 1 788   | 111                                  |
| 连 云 港 Lianyungang  | 1 070   | 116                                | 6                         | 41                                     | 84  | 36                                   |
| 南 通 Nantong        | 711   | 69                                 | 3                         | 46                                     | 98  | 2                                    |
| 杭 州 Hangzhou       | 1 233   | 488                                | 31                        | 262                                    | 2 250   | 27                                   |
| 宁 波 Ningbo         | 1 179   | 137                                | 46                        | 119                                    | 1 118   | 8                                    |
| 温 州 Wenzhou        | 320   | 192                                | 7                         | 146                                    | 14  | 14                                   |
| 合 肥 Hefei          | 1 914   | 595                                | 4                         | 457                                    | 455   | 18                                   |
| 福 州 Fuzhou         | 1 605   | 414                                | 22                        | 377                                    | 67  | 63                                   |
| 厦 门 Xiamen         | 1 232   | 260                                | 20                        | 168                                    | 450   | 192                                  |
| 南 昌 Nanchang       | 1 318   | 305                                | 17                        | 213                                    | 584   | 17                                   |
| 济 南 Jinan          | 2 939   | 719                                | 11                        | 296                                    | 753   | 17                                   |
| 青 岛 Qingdao        | 2 488   | 543                                | 30                        | 423                                    | 2 833   | 59                                   |
| 烟 台 Yantai         | 1 323   | 264                                | 8                         | 146                                    | 122   | 19                                   |
| 威 海 Weihai         | 1 050   | 180                                | 4                         | 121                                    | 313   | 5                                    |
| 郑 州 Zhengzhou      | 1 856   | 426                                | 9                         | 330                                    | 780   | 50                                   |
| 武 汉 Wuhan          | 4 588   | 809                                | 22                        | 406                                    | 1 738   | 72                                   |
| 长 沙 Changsha       | 6 497   | 610                                | 8                         | 446                                    | 892   | 8                                    |
| 广 州 Guangzhou      | 44 234  | 1 505                              | 34                        | 1 045                                  | 6 152   | 13                                   |
| 洪 江 Zhanjiang      | 1 626   | 266                                | 8                         | 258                                    | 387   |                                      |
| 深 圳 Shenzhen       | 2 800   | 1 404                              | 19                        | 1 093                                  | 852   | 130                                  |
| 珠 海 Zhuhai         | 1 492   | 425                                | 7                         | 183                                    | 215   | 2                                    |
| 汕 头 Shantou        | 1 496   | 348                                | 5                         | 48                                     | 1 340   | 35                                   |
| 南 宁 Nanning        | 2 305   | 347                                | 8                         | 333                                    | 486   | 169                                  |
| 北 海 Beihai         | 585   | 54                                 | 3                         | 39                                     | 67  | 1                                    |
| 海 口 Haikou         | 918   | 212                                | 2                         | 27                                     | 115   | 36                                   |
| 成 都 Chengdu        | 2 029   | 415                                | 33                        | 379                                    | 2 980   | 143                                  |
| 重 庆 Chongqing      | 5 292   | 552                                | 19                        | 305                                    | 428   | 66                                   |
| 贵 阳 Guiyan         | 3 403   | 1 435                              | 9                         | 1 214                                  | 528   | 41                                   |
| 昆 明 Kunming        | 1 959   | 372                                | 15                        | 342                                    | 900   | 203                                  |
| 拉 萨 Lhasa          | 665   | 108                                | 3                         | 50                                     | 23  | 29                                   |
| 西 安 Xian           | 1 868   | 500                                | 16                        | 314                                    | 1 073   | 9                                    |
| 兰 州 Lanzhou        | 1 883   | 301                                | 8                         | 218                                    | 348   | 29                                   |
| 西 宁 Xining         | 537   | 131                                | 4                         | 53                                     | 215   | 7                                    |
| 银 川 Yinchuan       | 452   | 113                                | 4                         | 74                                     | 300   | 6                                    |
| 乌 鲁 木 齐 Urumqi     | 2 393   | 494                                | 5                         | 222                                    | 420   | 80                                   |

10-15 主要城市公共卫生情况 (1993年)  
BASIC STATISTICS ON MAIN URBAN SANITATION (1993)

| 城市名称<br>City     | 清扫面积<br>(万平方米)<br>Area Covered<br>(10 000sq. m) | 生活垃圾<br>清运量<br>(万吨)<br>Residential<br>Disposal<br>Cleared<br>(10 000 tn) | 粪便<br>清运量<br>(万吨)<br>Night Soil<br>Disposal<br>(10 000 tn) | 环卫机械 Environmental<br>Sanitation Equipment |                                       | 公共厕所<br>(座)<br>Public<br>Restrooms |
|------------------|---|--|--|--|---------------------------------------|------------------------------------|
|                  |   |  |  | 总数<br>(辆)<br>Total<br>(unit)               | 总功率<br>(千瓦)<br>Total<br>Power<br>(kw) |                                    |
| 北京 Beijing       | 3 630   | 410  | 208  | 2 001                                      | 165 911                               | 2 093                              |
| 天津 Tianjin       | 4 637   | 203  | 22   | 753  | 72 257                                | 2 335                              |
| 石家庄 Shijiazhuang | 852   | 43   | 14   | 180  | 17 200                                | 428                                |
| 秦皇岛 Qinhuangdao  | 400   | 28   | 10   | 121  | 8 419                                 | 440                                |
| 太原 Taiyuan       | 1 332   | 93   | 14   | 261  | 15 108                                | 302                                |
| 呼和浩特 Hohhot      | 435   | 45   | 8  | 144  | 9 690                                 | 338                                |
| 沈阳 Shenyang      | 4 119   | 203  | 90   | 675  | 50 423                                | 1 298                              |
| 大连 Dalian        | 1 499   | 67   | 14   | 325  | 27 963                                | 212                                |
| 长春 Changchun     | 1 605   | 104  | 32   | 452  | 46 392                                | 2 650                              |
| 哈尔滨 Harbin       | 3 666   | 180  | 42   | 421  | 52 625                                | 3 689                              |
| 上海 Shanghai      | 2 686   | 334  | 234  | 2 841                                      | 194 764                               | 1 104                              |
| 南京 Nanjing       | 487   | 71   | 205  | 473  | 36 227                                | 908                                |
| 连云港 Lianyungang  | 127   | 14   | 2  | 69   | 3 113                                 | 625                                |
| 南通 Nantong       | 84  | 10   | 3  | 57   | 4 236                                 | 227                                |
| 杭州 Hangzhou      | 1 019   | 54   | 90   | 403  | 26 865                                | 485                                |
| 宁波 Ningbo        | 304   | 30   | 25   | 202  | 12 289                                | 427                                |
| 温州 Wenzhou       | 174   | 45   | 22   | 87   | 9 525                                 | 232                                |
| 合肥 Hefei         | 302   | 22   | 1  | 78   | 5 099                                 | 279                                |
| 福州 Fuzhou        | 454   | 38   | 17   | 145  | 11 613                                | 304                                |
| 厦门 Xiamen        | 363   | 21   | 3  | 225  | 10 454                                | 152                                |
| 南昌 Nanchang      | 516   | 32   | 2  | 119  | 6 874                                 | 169                                |
| 济南 Jinan         | 954   | 54   | 15   | 215  | 15 460                                | 455                                |
| 青岛 Qingdao       | 848   | 58   | 6  | 291  | 27 832                                | 595                                |
| 烟台 Yantai        | 528   | 17   | 2  | 83   | 7 036                                 | 68                                 |
| 威海 Weihai        | 256   | 12   | 1  | 45   | 3 397                                 | 60                                 |
| 郑州 Zhengzhou     | 847   | 60   | 2  | 176  | 16 842                                | 360                                |
| 武汉 Wuhan         | 1 845   | 155  | 38   | 780  | 67 820                                | 977                                |
| 长沙 Changsha      | 448   | 50   | 2  | 207  | 13 109                                | 470                                |
| 广州 Guangzhou     | 2 306   | 155  | 34   | 806  | 78 515                                | 607                                |
| 湛江 Zhanjiang     | 238   | 24   | 2  | 59   | 4 266                                 | 91                                 |
| 深圳 Shenzhen      |   |  |  |  |                                       |                                    |
| 珠海 Zhuhai        | 348   | 17   | 1  | 98   | 8 000                                 | 59                                 |
| 汕头 Shantou       | 267   | 28   | 3  | 207  | 13 923                                | 78                                 |
| 南宁 Nanning       | 450   | 22   | 4  | 156  | 10 950                                | 225                                |
| 北海 Beihai        | 125   | 10   | 4  | 89   | 5 693                                 | 117                                |
| 海口 Haikou        | 462   | 22   | 1  | 83   | 1 060                                 | 61                                 |
| 成都 Chengdu       | 812   | 98   | 17   | 460  | 40 772                                | 701                                |
| 重庆 Chongqing     | 942   | 80   | 123  | 307  | 21 377                                | 854                                |
| 贵阳 Guiyan        | 258   | 63   | 4  | 211  | 27 656                                | 325                                |
| 昆明 Kunming       | 680   | 35   | 24   | 345  | 17 441                                | 306                                |
| 拉萨 Lhasa         | 83  | 3  | 1  | 36   |                                       | 61                                 |
| 西安 Xian          | 1 139   | 66   | 9  | 278  | 37 945                                | 417                                |
| 兰州 Lanzhou       | 600   | 79   | 9  | 195  | 17 015                                | 226                                |
| 西宁 Xining        | 200   | 34   | 2  | 82   | 6 593                                 | 155                                |
| 银川 Yinchuan      | 235   | 22   | 5  | 106  | 8 271                                 | 114                                |
| 乌鲁木齐 Urumqi      | 407   | 60   | 4  | 163  | 13 327                                | 409                                |

## 10-16 主要城市设施水平(1993年)

## MAIN URBAN PUBLIC FACILITIES (1993)

| 城市名称<br>City     | 人均居住面积<br>(平方米)<br>Per Capita Living Space<br>(sq. m) | 城市人口用水普及率(%)<br>Percentage of Population Using Tap Water for Household Use | 城市煤气普及率(%)<br>Percentage of Population Using Gas for Household Use | 每万人拥有公共汽(电)车辆(标台)<br>Public Buses and Trolley Buses per 10 000 Population | 人均拥有铺装道路面积<br>(平方米)<br>Per Capita Area of Paved Roads<br>(sq. m) | 人均公共绿地面积<br>(平方米)<br>Per Capita Public Green Areas<br>(sq. m) | 每万人拥有公共厕所<br>(座)<br>Public Lavatories per 10 000 Population |
|------------------|---|--|--|---|--|---|---|
| 北京 Beijing       | 8.5   | 100.0  | 86.6   | 14.0  | 4.8  | 6.4   | 3.6   |
| 天津 Tianjin       | 6.9   | 100.0  | 89.0   | 6.0   | 7.1  | 2.6   | 5.1   |
| 石家庄 Shijiazhuang | 7.9   | 100.0  | 92.1   | 5.9   | 6.0  | 2.3   | 3.8   |
| 秦皇岛 Qinhuangdao  | 7.3   | 100.0  | 83.9   | 5.0   | 12.8   | 5.2   | 11.1  |
| 太原 Taiyuan       | 7.8   | 100.0  | 70.6   | 6.0   | 6.6  | 3.4   | 1.9   |
| 呼和浩特 Hohhot      | 7.1   | 91.1   | 33.7   | 4.0   | 4.7  | 2.6   | 5.0   |
| 沈阳 Shenyang      | 6.2   | 93.9   | 73.9   | 7.5   | 4.7  | 4.7   | 3.5   |
| 大连 Dalian        | 7.2   | 100.0  | 92.7   | 13.3  | 7.0  | 4.5   | 1.2   |
| 长春 Changchun     | 6.5   | 94.1   | 73.7   | 6.8   | 5.0  | 7.7   | 15.1  |
| 哈尔滨 Harbin       | 6.2   | 96.3   | 91.0   | 7.3   | 5.3  | 3.3   | 14.3  |
| 上海 Shanghai      | 7.3   | 100.0  | 50.9   | 11.2  |  | 1.0   | 1.2   |
| 南京 Nanjing       | 7.6   | 100.0  | 84.9   | 11.0  | 4.8  | 6.9   | 4.2   |
| 连云港 Lianyungang  | 7.3   | 97.4   | 51.7   | 4.4   | 8.6  | 3.0   | 16.2  |
| 南通 Nantong       | 6.0   | 100.0  | 52.5   | 4.6   | 4.7  | 3.7   | 5.6   |
| 杭州 Hangzhou      | 8.0   | 97.9   | 73.0   | 9.6   | 5.0  | 4.2   | 4.2   |
| 宁波 Ningbo        | 9.0   | 97.6   | 65.6   | 9.0   | 8.0  | 2.3   | 7.2   |
| 温州 Wenzhou       | 8.2   | 89.2   | 53.7   | 8.7   | 5.6  | 4.2   | 5.0   |
| 合肥 Hefei         | 7.7   | 99.5   | 34.9   | 7.7   | 5.8  | 7.3   | 3.4   |
| 福州 Fuzhou        | 8.2   | 98.4   | 58.5   | 5.1   | 6.3  | 4.5   | 3.3   |
| 厦门 Xiamen        | 8.4   | 98.1   | 81.9   | 8.1   | 13.0   | 6.1   | 3.6   |
| 南昌 Nanchang      | 7.8   | 100.0  | 66.0   | 4.6   | 2.9  | 2.7   | 1.5   |
| 济南 Jinan         | 7.8   | 100.0  | 67.8   | 7.6   | 10.4   | 5.0   | 3.2   |
| 青岛 Qingdao       | 7.7   | 99.1   | 63.1   | 14.0  | 6.7  | 3.9   | 4.2   |
| 烟台 Yantai        | 8.4   | 98.4   | 97.7   | 4.2   | 14.1   | 6.2   | 1.6   |
| 威海 Weihai        | 10.1  | 100.0  | 98.2   | 5.4   | 36.2   | 16.1  | 5.4   |
| 郑州 Zhengzhou     | 7.7   | 100.0  | 75.8   | 5.6   | 5.0  | 3.6   | 3.1   |
| 武汉 Wuhan         | 6.5   | 97.8   | 51.3   | 8.8   | 3.6  | 2.4   | 2.9   |
| 长沙 Changsha      | 7.3   | 100.0  | 50.4   | 8.3   | 4.3  | 5.3   | 4.1   |
| 广州 Guangzhou     | 5.8   | 100.0  | 60.6   | 9.0   | 4.5  | 5.0   | 2.0   |
| 湛江 Zhanjiang     | 5.8   | 98.1   | 75.2   | 12.0  | 6.4  | 5.7   | 2.0   |
| 深圳 Shenzhen      | 7.7   | 100.0  |  | 17.8  | 7.4  | 16.0  |   |
| 珠海 Zhuhai        | 9.9   | 87.1   | 94.6   | 9.8   | 22.4   | 17.6  | 2.4   |
| 汕头 Shantou       | 7.0   | 99.7   | 82.3   | 1.4   | 4.0  | 5.2   | 1.2   |
| 南宁 Nanning       | 5.9   | 100.0  | 54.5   | 3.5   | 4.0  | 4.3   | 2.8   |
| 北海 Beihai        | 7.5   | 100.0  | 59.4   | 3.4   | 28.9   | 4.2   | 9.1   |
| 海口 Haikou        | 10.1  | 98.0   | 98.0   | 11.7  | 9.2  | 6.2   | 1.8   |
| 成都 Chengdu       | 8.1   | 98.9   | 75.6   | 8.1   | 4.2  | 2.3   | 3.8   |
| 重庆 Chongqing     | 6.3   | 98.5   | 65.6   | 8.9   | 4.0  | 2.4   | 3.6   |
| 贵阳 Guiyan        | 7.3   | 93.3   | 32.5   | 9.7   | 2.4  | 13.3  | 3.0   |
| 昆明 Kunming       | 8.4   | 100.0  | 66.2   | 7.7   | 2.9  | 3.1   | 2.5   |
| 拉萨 Lhasa         | 6.4   | 64.7   |  | 2.1   | 9.1  | 9.3   | 5.3   |
| 西安 Xian          | 6.4   | 98.1   | 39.2   | 6.1   | 5.5  | 2.4   | 2.0   |
| 兰州 Lanzhou       | 7.1   | 100.0  | 44.5   | 6.8   | 4.2  | 2.4   | 1.8   |
| 西宁 Xining        | 6.9   | 99.1   | 17.1   | 13.0  | 4.0  | 2.3   | 2.8   |
| 银川 Yinchuan      | 8.5   | 103.4  | 52.8   | 4.6   | 5.9  | 2.9   | 3.0   |
| 乌鲁木齐 Urumqi      | 7.8   | 91.7   | 85.8   | 7.8   | 4.8  | 4.5   | 3.7   |

## 主要统计指标解释

**年底自来水生产能力** 指年底城建部门管理的自来水厂和自备水源的社会单位取水、净化、送水、出厂输水干管等环节的实际生产能力。

**年底供水管道长度** 指从送水泵到用户水表之间所有管道的长度。

**全年供水总量** 指公用自来水厂和自备水源的社会单位全年的供水总量,包括有效供水量及损失水量。

**生活用水量** 指居民日常生活与公共福利设施的用水量。包括居民、饮食店、旅馆、医院、理发店、浴池、洗衣店、游泳池、商店、学校、机关、部队等单位的用水量。

**城市人口用水普及率** 指城市用水的非农业人口数(不包括临时人口和流动人口)与城市非农业人口总数之比。计算公式:

$$\text{用水普及率} = \frac{\text{城市用水的非农业人口数}}{\text{城市非农业人口数}} \times 100\%$$

**人工煤气生产能力** 指城市煤气厂制气、净化、输送等环节的综合实际生产能力。

**输气管道长度** 指由压缩机、鼓风机、储气罐的出口到用户立管之间的全部管道长度。

**全年供气总量** 指全年售给各类用户的全部煤气量。包括工业用量、家庭用量和其他用量。

**城市用气普及率** 指使用煤气(包括人工煤气、液化石油气、天然气)的城市非农业人口数(不包括临时人口和流动人口)与城市非农业人口总数之比。计算公式:

$$\text{城市煤气普及率} = \frac{\text{城市用气的非农业人口数}}{\text{城市非农业人口总数}} \times 100\%$$

**城市供热能力** 指热电厂、热力公司和达到标准的集中采暖锅炉房向城市输送的供热源的设计能力。每小时向城市输送的蒸汽、热水能力。

**城市供热总量** 指热电厂、热力公司和达到标准的集中采暖锅炉房全年向城市输送的全部蒸汽、热水量。

**城市供热管道长度** 指热电厂、热力公司和达到标准的集中采暖锅炉房管理的集中供热热源到用户之间的全部供气、供热水的管道长度。

**年底实有铺装道路长度** 指除土路外,路面经过铺装宽度在3.5米以上的道路,包括高级、次高级道路和普通道路。

**城市桥梁** 指城市范围内,修建在河道上的桥梁和道路与道路立交、道路跨越铁路的立交桥,以及人行天桥。包括永久性桥和半永久性桥,不包括临时性桥、铁路桥、涵洞。

**城市下水道总长度** 指所有排水总管、干管、支管及暗渠、检查井、连接井进出水口等长度之和。

**城市污水日处理能力** 指污水处理厂每昼夜处理污水量的设计能力。

**年末实有公共汽(电)车** 指年底可参加营运的全部车辆数,包括年底营运车辆数和库存查封未参加营运的车辆,不包括非营运车辆,如架线车、油罐车、工程车、货车及其他专用车辆和借人的客运车辆。

**营运线路长度** 指设置的固定营运线路长度,包括郊区营运线路长度。不包括临时行驶的线路长度。

**城市园林绿地面积** 指城市公共绿地、专用绿地、生产绿地、防护绿地、郊区风景名胜区的全部面积。

**公共绿地** 指供游览休息的各种公园、动物园、植物园、陵园以及花园、游园和供游览休息用的林荫道绿地、广场绿地。不包括一般栽植的行道树及林荫道的面积。

## Explanatory Notes for Major Indicators

**Year-end Production Capacity of Tap Water** refers to the actual production capacity of water inflow, purification, conveyance and outflow trunk pipelines, etc. of the waterworks administered by the urban construction department and those owned by enterprises or institutions.

**Year-end Length of Water Supply Pipelines** refers to the total length of all the pipelines between water pumps and the users' water meters.

**Annual Volume of Water Supply** refers to the total amount of water supplied by the public waterworks and those owned by individual enterprises and institutions during the whole year, including both the effective water supply and loss during the water supply.

**Water Consumption of Household Use** refers to the water consumption for daily life of households and public welfare facilities, including consumption by restaurants, hotels, hospitals, barbers, public bathhouses, laundries, swimming pools, shops, schools, institutions, army units and other units.

**Percentage of Urban Population with Access to Tap Water** refers to ratio of urban non-agriculture population (excluding temporary and moving population) with access to tap water and total urban non-agricultural population. The formula is:

$$\begin{array}{l} \text{Percentage of} \\ \text{Population with} \\ \text{Access to Tap Water} \end{array} = \frac{\text{Urban Non-agriculture Population with Access to Tap Water}}{\text{Urban Non-agriculture Population}} \times 100\%$$

**Production Capacity of Gaswork Gas** refers to the actual comprehensive production capacity of the urban gasworks in gas generation, purification and delivery.

**Length of Gas Pipelines** refers to the total pipeline length between the outlet of the compressor, blower or gas tank and the shaft pipe of users.

**Volume of Gas Sold** refers to the total volume of gas sold to users for a year, including industrial use, household use and other uses.

**Percentage of Urban Population with Access to Gas** refers to ratio of urban non-agriculture population with access to gas (including gas, liquefied petroleum gas and natural gas) and urban non-agricultural population (excluding temporary and moving population). The formula is:

$$\begin{array}{l} \text{Percentage of} \\ \text{Population with} \\ \text{Access to Gas} \end{array} = \frac{\text{Urban Non-agriculture Population with Access to Gas}}{\text{Urban Non-agriculture Population}} \times 100\%$$

**Capacity of Urban Centralized Heat Supply** refers to the capacity of hourly supply of steam and hot water to cities by thermal power plants, heating corporations and centralized heating boiler rooms which meet certain stan-

dard.

**Volume of Urban Heat Supply** refers to the total volume of steam and hot water supplied to cities every year by thermal power plants, heating corporations and centralized heating boiler rooms which meet certain standard.

**Length of Heat Supply Pipelines** refers to the total length of pipelines for centralized steam and hot water supply from the thermal power plants, heating corporations and centralized heating boiler rooms which meet certain standard to the users.

**Year-end Length of Paved Road** refers to roads with a paved surface, and with a width of more than 3.5 meters including high-quality, medium-quality and ordinary roads.

**Urban Bridges** refers to bridges over river courses, fly-over bridges for highways and railways, overlie bridges for pedestrians in urban areas. Permanent bridges and semi-permanent bridges are included. Temporary bridges, railway bridges and culverts are excluded.

**Length of Urban Sewage Pipes** refers to the total length of general drainage, trunk, branch and blind drainage, inspection wells, connection wells, inlets and outlets, etc.

**Daily Disposal Capacity of Urban Sewage** refers to the designed 24-hour capacity of sewage disposal at the sewage treatment works.

**Year-end Number of Public Vehicles (Buses and Trolley-buses)** refers to the total number of operational buses available at the year-end including the year-end operational vehicles and vehicles in stock. Non-operational vehicles such as stringing cars, tank cars, machine-shop cars, trucks and other special vehicles and the borrowed passenger vehicles are excluded.

**Length of Operation Routes** refers to the length of designated regular operational routes including the length of suburban operational routes. The length of temporary operational lines is not included.

**Area of Urban Gardens and Green Areas** refers to the total area of urban public green land, special green land, production green land, protection green land and suburban scenic spots.

**Public Green Area** refers to green areas of various parks, zoos, botanical gardens, cemeteries, amusement parks, tree-flanked boulevards green-land squares for tourism and relaxing. Areas with trees planted along-side the streets and boulevards are excluded.



AGRICULTURE







11-1 农村基层组织情况  
BASIC RURAL UNITS

| 年 份 地 区<br>Year Region | 乡 镇 数<br>(个)<br>Township<br>and Town<br>Govern-<br>ments | # 镇 数<br>Town<br>Govern-<br>ments | 村 民 委 员 会<br>(个)<br>Village<br>Committees | 乡 村 户 数<br>(万 户)<br>Households<br>(10 000<br>households) | 乡 村 人 口 数<br>(万 人)<br>Population<br>(10 000<br>persons) | 乡 村 劳 动 力<br>(万 人)<br>Social Labor<br>Force by Gen-<br>der (10 000<br>persons) | 性 别       |             |
|------------------------|--|-----------------------------------|---|--|---|--|-----------|-------------|
|                        |  |                                   |   |  |   |  | 男<br>Male | 女<br>Female |
| 1978                   | 52 781   |                                   | 690 000                                   | 17 347.0   | 80 320.0  | 30 638.0   | 16 548.4  | 14 089.6    |
| 1980                   | 54 183   |                                   | 710 000                                   | 17 672.7   | 81 096.0  | 31 835.9   | 17 379.7  | 14 456.2    |
| 1983                   | 56 331   |                                   | 750 141                                   | 18 523.2   | 83 536.0  | 34 689.8   | 18 946.5  | 15 743.3    |
| 1984                   | 91 420   |                                   | 926 439                                   | 18 792.6   | 84 300.5  | 35 967.6   | 19 663.3  | 16 304.3    |
| 1985                   | 91 138   | 7 956                             | 940 617                                   | 19 076.5   | 84 419.7  | 37 065.1   | 20 153.2  | 16 911.9    |
| 1986                   | 71 521   | 9 755                             | 847 894                                   | 19 574.5   | 85 007.2  | 37 989.8   | 20 692.4  | 17 297.4    |
| 1987                   | 68 296   | 10 280                            | 830 302                                   | 20 168.3   | 85 713.1  | 39 000.4   | 21 212.5  | 17 787.9    |
| 1988                   | 56 002   | 10 609                            | 740 375                                   | 20 859.4   | 83 725.4  | 40 066.7   | 21 727.7  | 18 339.0    |
| 1989                   | 55 764   | 11 060                            | 746 432                                   | 21 504.0   | 87 831.0  | 40 938.8   | 22 218.3  | 18 720.5    |
| 1990                   | 55 838   | 11 392                            | 743 278                                   | 22 237.2   | 89 590.3  | 42 009.5   | 22 551.8  | 19 457.7    |
| 1991                   | 55 542   | 11 882                            | 804 153                                   | 22 566.2   | 90 525.1  | 43 092.5   | 23 121.9  | 19 970.6    |
| 1992                   | 48 250   | 14 135                            | 806 032                                   | 22 849.0   | 91 154.4  | 43 801.6   | 23 449.9  | 20 351.7    |
| 1993                   | 48 179   | 15 223                            | 802 352                                   | 22 983.8   | 91 333.5  | 44 255.7   | 23 653.1  | 20 602.6    |
| 北 京 Beijing            | 283  | 85                                | 4 154                                     | 126.0  | 382.0   | 176.0  | 88.0      | 88.0        |
| 天 津 Tianjin            | 223  | 43                                | 3 871                                     | 118.8  | 418.4   | 174.3  | 94.5      | 79.8        |
| 河 北 Hebei              | 3 239  | 771                               | 50 350                                    | 1 372.7  | 5 314.0   | 2 511.8  | 1 365.8   | 1 146.0     |
| 山 西 Shanxi             | 1 930  | 498                               | 32 395                                    | 595.3  | 2 252.4   | 930.1  | 516.6     | 413.6       |
| 内 蒙 古 Inner Mongolia   | 1 550  | 252                               | 14 011                                    | 341.0  | 1 429.0   | 574.0  | 335.0     | 239.0       |
| 辽 宁 Liaoning           | 1 215  | 483                               | 15 763                                    | 621.8  | 2 240.6   | 853.3  | 485.2     | 368.1       |
| 吉 林 Jilin              | 926  | 396                               | 10 305                                    | 348.4  | 1 466.2   | 638.8  | 368.3     | 270.5       |
| 黑 龙 江 Heilongjiang     | 1 158  | 361                               | 14 433                                    | 420.6  | 1 847.8   | 564.2  | 377.0     | 187.2       |
| 上 海 Shanghai           | 210  | 74                                | 3 006                                     | 137.0  | 401.0   | 235.0  | 113.0     | 122.0       |
| 江 苏 Jiangsu            | 2 012  | 838                               | 36 096                                    | 1 511.2  | 5 353.3   | 2 789.3  | 1 439.1   | 1 350.2     |
| 浙 江 Zhejiang           | 1 839  | 917                               | 43 507                                    | 1 057.3  | 3 582.3   | 2 105.6  | 1 152.8   | 952.8       |
| 安 徽 Anhui              | 1 855  | 808                               | 30 886                                    | 1 231.7  | 4 893.6   | 2 502.3  | 1 343.8   | 1 158.5     |
| 福 建 Fujian             | 971  | 537                               | 14 907                                    | 581.5  | 2 596.3   | 1 131.3  | 618.1     | 513.3       |
| 江 西 Jiangxi            | 1 837  | 418                               | 20 862                                    | 696.9  | 3 160.1   | 1 437.7  | 760.6     | 677.1       |
| 山 东 Shandong           | 2 407  | 1 024                             | 89 154                                    | 1 952.0  | 7 169.0   | 3 569.0  | 1 921.0   | 1 648.0     |
| 河 南 Henan              | 2 143  | 425                               | 48 063                                    | 1 830.0  | 7 637.0   | 3 658.0  | 1 922.0   | 1 736.0     |
| 湖 北 Hubei              | 1 917  | 848                               | 32 848                                    | 1 008.0  | 4 078.0   | 1 823.0  | 962.0     | 861.0       |
| 湖 南 Hunan              | 3 423  | 696                               | 47 644                                    | 1 445.0  | 5 301.0   | 2 712.0  | 1 473.0   | 1 239.0     |
| 广 东 Guangdong          | 1 643  | 1 487                             | 24 083                                    | 1 263.5  | 5 572.2   | 2 457.4  | 1 270.2   | 1 187.2     |
| 广 西 Guangxi            | 1 364  | 508                               | 75 034                                    | 801.0  | 3 833.0   | 1 891.7  | 989.0     | 902.7       |
| 海 南 Hainan             | 303  | 203                               | 2 654                                     | 98.4   | 464.4   | 198.6  | 101.5     | 97.0        |
| 四 川 Sichuan            | 6 095  | 1 774                             | 76 132                                    | 2 604.0  | 9 373.0   | 5 173.0  | 2 723.0   | 2 450.0     |
| 贵 州 Guizhou            | 1 464  | 661                               | 25 781                                    | 665.3  | 2 915.8   | 1 524.7  | 789.7     | 735.0       |
| 云 南 Yunnan             | 1 576  | 362                               | 13 410                                    | 739.0  | 3 295.0   | 1 776.0  | 914.0     | 862.0       |
| 西 藏 Tibet              | 938  | 30                                | 7 466                                     | 34.2   | 195.7   | 91.6   | 46.1      | 45.5        |
| 陕 西 Shaanxi            | 2 602  | 398                               | 32 402                                    | 665.0  | 2 731.5   | 1 295.6  | 707.6     | 588.0       |
| 甘 肃 Gansu              | 1 528  | 166                               | 17 708                                    | 407.9  | 1 911.5   | 857.5  | 452.1     | 405.4       |
| 青 海 Qinghai            | 431  | 27                                | 4 002                                     | 61.0   | 316.2   | 146.0  | 74.6      | 71.5        |
| 宁 夏 Ningxia            | 292  | 51                                | 2 540                                     | 73.0   | 358.0   | 154.0  | 82.0      | 72.0        |
| 新 疆 Xinjiang           | 805  | 82                                | 8 885                                     | 176.3  | 845.4   | 303.9  | 167.6     | 136.2       |

注：乡村总人口是指户口在乡村的常住人口，本指标是按1964年建镇标准划分的，包括后来的新建制镇人口，故本表数字大于人口篇的乡村人口。

a) Total rural population refers to persons residing and registered in rural areas. This indicator is calculated on the basis of the 1964 town classification standards which includes rural population in what are now established towns. Therefore, the population figures shown here are larger than that is in Chapter 3.

## 11-2 乡村劳动力 RURAL SOCIAL LABOR FORCE

本表分行业劳动力是按从事的主行业划分的，如以农业为主、兼营商业的，仍作为农业劳动力。  
Labor force in this table is classified by main activity. For example, those engaged primarily in agriculture and secondarily in commerce are classified under agriculture.  
(年底) 单位: 万人 (year-end) (10 000 persons)

| 年 份 地 区              | 农林牧渔业   | 工 业      | 建 筑 业             | 交通运输<br>邮电通讯业       | 批发零售贸易业<br>餐饮业及仓储业  | 金融保险业                       | 其他非农<br>行 业 |
|----------------------|---|----------|-------------------|---------------------|---|-----------------------------|-------------|
| Year Region          | Farming,<br>Forestry,<br>Animal<br>Husbandry<br>and Fishery | Industry | Construc-<br>tion | Transport-<br>ation | Wholesale,<br>Retail Sale<br>Food Services<br>and Storage | Banking<br>and<br>Insurance | Other       |
| 1978                 | 28 455.6  |          |                   |                     |   |                             |             |
| 1980                 | 29 808.4  |          |                   |                     |   |                             |             |
| 1983                 | 31 645.1  | 873.0    | 482.5             | 160.9               | 206.2   |                             | 1 322.1     |
| 1984                 | 31 685.0  | 1 033.6  | 811.4             | 316.4               | 421.7   |                             | 1 699.5     |
| 1985                 | 30 351.5  | 2 741.0  | 1 130.1           | 434.1               | 462.6   | 11.3                        | 1 934.5     |
| 1986                 | 30 467.9  | 3 139.3  | 1 308.6           | 506.1               | 531.8   | 14.2                        | 2 021.9     |
| 1987                 | 30 870.0  | 3 297.2  | 1 431.3           | 562.5               | 606.9   | 16.2                        | 2 216.3     |
| 1988                 | 31 455.7  | 3 412.8  | 1 525.5           | 607.3               | 657.1   | 19.6                        | 2 388.7     |
| 1989                 | 32 440.5  | 3 255.6  | 1 501.8           | 614.2               | 652.4   | 21.3                        | 2 453.0     |
| 1990                 | 33 336.4  | 3 228.7  | 1 522.8           | 635.3               | 693.2   | 23.3                        | 2 569.8     |
| 1991                 | 34 186.3  | 3 267.9  | 1 533.8           | 655.0               | 722.8   | 25.9                        | 2 700.8     |
| 1992                 | 34 037.0  | 3 468.2  | 1 658.8           | 706.3               | 813.7   | 25.1                        | 3 092.5     |
| 1993                 | 33 258.2  | 3 659.0  | 1 886.8           | 799.9               | 948.8   | 31.5                        | 3 671.6     |
| 北 京 Beijing          | 73.0  | 52.0     | 11.0              | 7.0                 | 6.0   |                             | 27.0        |
| 天 津 Tianjin          | 86.5  | 54.4     | 8.9               | 7.2                 | 6.1   | 0.2                         | 11.0        |
| 河 北 Hebei            | 1 842.7   | 253.0    | 125.5             | 59.5                | 68.1  | 4.0                         | 159.0       |
| 山 西 Shanxi           | 637.2   | 113.0    | 39.1              | 43.2                | 26.4  | 1.8                         | 69.5        |
| 内 蒙 古 Inner Mongolia | 500.0   | 16.0     | 13.0              | 8.0                 | 8.0   |                             | 29.0        |
| 辽 宁 Liaoning         | 595.2   | 89.0     | 41.8              | 24.9                | 30.3  | 0.7                         | 71.4        |
| 吉 林 Jilin            | 556.5   | 22.8     | 13.2              | 8.6                 | 9.7   | 0.4                         | 27.6        |
| 黑 龙 江 Heilongjiang   | 471.5   | 32.5     | 13.5              | 10.2                | 12.0  | 0.8                         | 23.7        |
| 上 海 Shanghai         | 63.0  | 118.0    | 6.0               | 3.0                 | 5.0   |                             | 40.0        |
| 江 苏 Jiangsu          | 1 625.9   | 537.0    | 207.6             | 82.7                | 63.2  | 2.1                         | 270.8       |
| 浙 江 Zhejiang         | 1 239.2   | 418.9    | 87.1              | 52.5                | 74.5  | 1.2                         | 232.2       |
| 安 徽 Anhui            | 1 946.6   | 144.6    | 100.2             | 38.4                | 48.7  | 1.2                         | 222.6       |
| 福 建 Fujian           | 807.6   | 92.8     | 61.9              | 27.9                | 35.2  | 0.7                         | 105.2       |
| 江 西 Jiangxi          | 1 055.1   | 94.0     | 41.3              | 14.9                | 22.3  | 0.8                         | 209.3       |
| 山 东 Shandong         | 2 597.0   | 331.0    | 238.0             | 77.0                | 91.0  | 4.0                         | 231.0       |
| 河 南 Henan            | 2 902.0   | 223.0    | 177.0             | 59.0                | 71.0  |                             | 226.0       |
| 湖 北 Hubei            | 1 422.0   | 112.0    | 71.0              | 29.0                | 44.0  | 2.0                         | 143.0       |
| 湖 南 Hunan            | 2 168.0   | 144.0    | 85.0              | 32.0                | 44.0  | 3.0                         | 236.0       |
| 广 东 Guangdong        | 1 464.8   | 323.2    | 167.2             | 62.3                | 84.1  | 2.3                         | 353.5       |
| 广 西 Guangxi          | 1 572.8   | 56.4     | 47.5              | 20.0                | 28.4  | 0.7                         | 165.9       |
| 海 南 Hainan           | 162.8   | 5.4      | 6.9               | 5.0                 | 5.6   | 0.1                         | 12.8        |
| 四 川 Sichuan          | 4 133.0   | 234.0    | 185.0             | 43.0                | 81.0  | 2.0                         | 495.0       |
| 贵 州 Guizhou          | 1 369.9   | 43.4     | 12.6              | 10.3                | 13.1  | 0.5                         | 74.9        |
| 云 南 Yunnan           | 1 606.0   | 41.0     | 34.0              | 22.0                | 17.0  | 1.0                         | 55.0        |
| 西 藏 Tibet            | 86.6  | 0.7      | 0.6               | 0.8                 | 0.8   |                             | 2.1         |
| 陕 西 Shaanxi          | 1 054.7   | 60.6     | 50.7              | 26.1                | 28.0  | 1.5                         | 74.0        |
| 甘 肃 Gansu            | 678.9   | 30.2     | 31.0              | 13.7                | 14.3  | 0.2                         | 89.2        |
| 青 海 Qinghai          | 127.0   | 4.7      | 3.2               | 3.3                 | 2.4   |                             | 5.4         |
| 宁 夏 Ningxia          | 134.0   | 4.0      | 4.0               | 4.0                 | 3.0   |                             | 5.0         |
| 新 疆 Xinjiang         | 278.7   | 7.4      | 3.0               | 4.4                 | 5.5   | 0.3                         | 4.6         |

注: 工业劳动力中包括村及村以下办的工业的劳动力。

a) Industrial Labor force includes workers in enterprises at and below village level.

## 11-3 耕 地 面 积 (1993年)

## AREAS UNDER CULTIVATION (1993)

本表实有耕地面积数字偏小,有待进一步核查。

Figures for the cultivated areas are under estimated and must be further verified.

单位:千公顷

(1 000 hectares)

| 年 份 地 区<br>Year Region | 年 末 实 有<br>耕 地 面 积<br>Cultivated<br>Areas<br>(year-end) | 水 田<br>Paddy<br>Fields | 旱 地<br>Dry<br>Fields | 年 内 减 少<br>Decrease in<br>Cultivated<br>Area and<br>Causes | # 国家基<br>建 占 地<br># 乡村集<br>体 占 地<br># 农民个人<br>建房占 地<br>Capital<br>Construc-<br>tion<br>Village<br>Collective<br>Construction<br>Peasant<br>Construc-<br>tion |   |   |
|------------------------|---|------------------------|----------------------|--|--|---|---|
|                        |   |                        |                      |  | # 国家基<br>建 占 地<br>Capital<br>Construc-<br>tion   | # 乡村集<br>体 占 地<br>Village<br>Collective<br>Construction | # 农民个人<br>建房占 地<br>Peasant<br>Construc-<br>tion |
| 1978                   | 99 389.5  | 25 419.7               | 73 969.8             | 800.9  | 144.5  |   |   |
| 1980                   | 99 305.2  | 25 322.2               | 73 983.0             | 940.8  | 97.7   |   |   |
| 1983                   | 98 359.6  | 25 098.7               | 73 260.9             | 768.0  | 71.2   | 86.5  |   |
| 1984                   | 97 853.7  | 25 100.5               | 72 753.2             | 1 582.9  | 99.6   | 153.7   |   |
| 1985                   | 96 846.3  | 25 033.0               | 71 813.3             | 1 597.9  | 134.3  | 92.3  | 97.0  |
| 1986                   | 96 229.9  | 25 055.1               | 71 174.7             | 1 108.3  | 109.6  | 58.5  | 84.5  |
| 1987                   | 95 888.7  | 25 104.1               | 70 784.5             | 817.5  | 104.6  | 52.0  | 57.5  |
| 1988                   | 95 721.8  | 25 077.7               | 70 644.1             | 644.7  | 87.8   | 37.4  | 37.6  |
| 1989                   | 95 656.0  | 25 265.8               | 70 390.2             | 517.5  | 70.1   | 34.6  | 27.4  |
| 1990                   | 95 672.9  | 25 518.9               | 70 154.1             | 467.4  | 66.3   | 30.3  | 36.7  |
| 1991                   | 95 653.6  | 25 706.5               | 69 947.1             | 488.0  | 71.9   | 33.4  | 20.5  |
| 1992                   | 95 425.8  | 25 597.2               | 69 828.6             | 738.7  | 131.7  | 64.1  | 23.9  |
| 1993                   | 95 101.4  | 25 028.0               | 70 073.4             | 732.4  | 161.0  | 86.0  | 24.1  |
| 北 京 Beijing            | 405.8   | 27.0                   | 378.8                | 3.0  | 2.0  |   |   |
| 天 津 Tianjin            | 428.8   | 45.4                   | 383.4                | 1.1  | 0.5  | 0.2   |   |
| 河 北 Hebei              | 6 536.0   | 127.4                  | 6 408.6              | 8.7  | 6.0  | 1.1   | 1.0   |
| 山 西 Shanxi             | 3 669.4   | 9.3                    | 3 660.1              | 15.8   | 4.4  | 2.0   | 1.0   |
| 内 蒙 古 Inner Mongolia   | 5 171.7   | 74.0                   | 5 097.7              | 45.0   | 3.0  | 3.0   | 1.0   |
| 辽 宁 Liaoning           | 3 429.7   | 487.9                  | 2 941.8              | 25.3   | 6.5  | 3.0   | 0.7   |
| 吉 林 Jilin              | 3 937.8   | 433.7                  | 3 504.1              | 11.3   | 4.0  | 2.1   | 0.4   |
| 黑 龙 江 Heilongjiang     | 8 913.2   | 781.3                  | 8 131.9              | 19.1   | 3.1  | 3.2   | 0.3   |
| 上 海 Shanghai           | 301.8   | 263.8                  | 38.0                 | 16.0   | 4.0  | 4.0   |   |
| 江 苏 Jiangsu            | 4 495.2   | 2 711.4                | 1 783.8              | 28.8   | 8.7  | 2.8   | 0.9   |
| 浙 江 Zhejiang           | 1 661.2   | 1 377.5                | 283.7                | 33.3   | 10.4   | 9.0   | 1.9   |
| 安 徽 Anhui              | 4 317.4   | 1 849.4                | 2 468.0              | 17.8   | 9.2  | 4.7   | 2.2   |
| 福 建 Fujian             | 1 219.4   | 985.2                  | 234.2                | 11.2   | 3.9  | 1.0   | 0.3   |
| 江 西 Jiangxi            | 2 326.1   | 1 962.8                | 363.3                | 12.3   | 4.6  | 0.6   | 0.5   |
| 山 东 Shandong           | 6 758.8   | 139.0                  | 6 619.8              | 47.0   | 15.0   | 11.0  | 2.0   |
| 河 南 Henan              | 6 870.4   | 432.0                  | 6 438.4              | 17.0   | 3.0  | 4.0   | 1.0   |
| 湖 北 Hubei              | 3 392.5   | 1 816.0                | 1 576.5              | 33.0   | 6.0  | 3.0   | 1.0   |
| 湖 南 Hunan              | 3 272.9   | 2 591.0                | 681.9                | 28.0   | 4.0  | 2.0   | 1.0   |
| 广 东 Guangdong          | 2 356.5   | 1 744.2                | 612.3                | 102.3  | 24.6   | 13.4  | 1.7   |
| 广 西 Guangxi            | 2 606.6   | 1 566.5                | 1 040.1              | 34.6   | 8.8  | 0.7   | 0.5   |
| 海 南 Hainan             | 431.5   | 250.7                  | 180.7                | 7.9  | 4.1  | 0.2   |   |
| 四 川 Sichuan            | 6 231.5   | 3 186.0                | 3 045.5              | 32.0   | 8.0  | 5.0   | 1.0   |
| 贵 州 Guizhou            | 1 845.3   | 770.7                  | 1 074.6              | 10.4   | 3.2  | 0.9   | 0.7   |
| 云 南 Yunnan             | 2 854.7   | 969.0                  | 1 885.7              | 46.0   | 6.0  | 3.0   | 1.0   |
| 西 藏 Tibet              | 223.6   | 0.8                    | 222.8                |  |  |   |   |
| 陕 西 Shaanxi            | 3 458.4   | 178.2                  | 3 280.2              | 52.0   | 2.8  | 1.7   | 2.4   |
| 甘 肃 Gansu              | 3 480.6   | 9.7                    | 3 470.9              | 6.1  | 1.0  | 0.3   | 0.1   |
| 青 海 Qinghai            | 581.4   |                        | 581.4                | 2.1  | 0.1  |   | 0.1   |
| 宁 夏 Ningxia            | 803.1   | 175.0                  | 628.1                | 4.0  | 1.0  |   |   |
| 新 疆 Xinjiang           | 3 120.2   | 63.1                   | 3 057.1              | 61.3   | 3.1  | 4.1   | 1.4   |

11-4 农、林、牧、渔业总产值及指数  
GROSS OUTPUT VALUE AND INDICES OF FARMING, FORESTRY,  
ANIMAL HUSBANDRY AND FISHERY

本表绝对数按当年价格计算, 指数按可比价格计算。  
Values in this table are based on current prices, indices are based on comparable prices.

| 年 份 地 区<br>Year Region |                | 绝对数 (亿元)<br>Gross Output Value of Farming, Forestry,<br>Animal Husbandry and Fishery<br>(100 000 000 yuan) |                |                 |                                 | 指 数 (上年=100)<br>Indices of Gross Output of Farming,<br>Forestry, Animal Husbandry and Fishery<br>(preceeding year=100) |                       |                |                 |                                 |
|------------------------|----------------|--|----------------|-----------------|---------------------------------|--|-----------------------|----------------|-----------------|---------------------------------|
|                        |                | 农林牧渔<br>业总产值<br>Total  | 农 业<br>Farming | 林 业<br>Forestry | 牧 业<br>Animal<br>Hus-<br>bandry | 渔 业<br>Fishery   | 农林牧渔<br>业总产值<br>Total | 农 业<br>Farming | 林 业<br>Forestry | 牧 业<br>Animal<br>Hus-<br>bandry |
| 1978                   |                | 1 397.00   | 1 117.50       | 48.06           | 209.27                          | 22.07  |                       |                |                 |                                 |
| 1980                   |                | 1 922.60   | 1 454.10       | 81.38           | 354.23                          | 32.85  | 101.4                 | 99.7           | 112.2           | 107.0                           |
| 1983                   |                | 2 750.00   | 2 074.47       | 127.20          | 485.11                          | 63.22  | 107.8                 | 108.5          | 110.2           | 103.9                           |
| 1984                   |                | 3 214.13   | 2 380.15       | 161.61          | 587.32                          | 85.05  | 112.3                 | 111.5          | 119.0           | 113.4                           |
| 1985                   |                | 3 619.49   | 2 506.39       | 188.68          | 798.31                          | 126.11   | 103.4                 | 99.8           | 104.5           | 117.2                           |
| 1986                   |                | 4 013.01   | 2 771.75       | 201.19          | 875.71                          | 164.36   | 103.4                 | 102.7          | 96.4            | 105.6                           |
| 1987                   |                | 4 675.70   | 3 160.49       | 221.98          | 1 068.37                        | 224.86   | 105.8                 | 106.4          | 99.7            | 103.2                           |
| 1988                   |                | 5 865.27   | 3 666.89       | 275.30          | 1 600.61                        | 322.47   | 103.9                 | 101.4          | 102.3           | 112.6                           |
| 1989                   |                | 6 534.73   | 4 100.58       | 284.92          | 1 800.38                        | 348.85   | 103.1                 | 102.4          | 100.4           | 105.5                           |
| 1990                   |                | 7 662.09   | 4 954.26       | 330.27          | 1 967.00                        | 410.56   | 107.6                 | 108.0          | 103.1           | 107.0                           |
| 1991                   |                | 8 157.03   | 5 146.43       | 367.90          | 2 159.22                        | 483.48   | 103.7                 | 100.9          | 108.0           | 108.8                           |
| 1992                   |                | 9 084.71   | 5 588.02       | 422.61          | 2 460.52                        | 613.56   | 106.4                 | 104.2          | 107.7           | 108.8                           |
| 1993                   |                | 10 995.53  | 6 605.14       | 494.06          | 3 014.40                        | 881.99   | 107.8                 | 105.2          | 108.0           | 110.8                           |
| 北 京                    | Beijing        | 100.47   | 51.11          | 2.28            | 42.73                           | 4.35   | 105.3                 | 106.4          | 107.6           | 103.1                           |
| 天 津                    | Tianjin        | 70.62  | 44.27          | 0.44            | 20.12                           | 5.78   | 104.6                 | 105.6          | 88.6            | 107.8                           |
| 河 北                    | Hebei          | 511.29   | 344.52         | 15.30           | 139.10                          | 12.37  | 108.7                 | 109.3          | 95.2            | 119.5                           |
| 山 西                    | Shanxi         | 155.34   | 106.02         | 9.80            | 38.74                           | 0.78   | 110.3                 | 110.4          | 106.4           | 110.6                           |
| 内 蒙 古                  | Inner Mongolia | 220.80   | 142.08         | 9.15            | 67.75                           | 1.83   | 107.1                 | 108.2          | 111.4           | 104.2                           |
| 辽 宁                    | Liaoning       | 442.70   | 250.30         | 9.37            | 129.72                          | 53.32  | 114.1                 | 114.8          | 108.9           | 119.1                           |
| 吉 林                    | Jilin          | 243.95   | 174.63         | 5.10            | 60.35                           | 3.86   | 110.0                 | 109.0          | 96.9            | 114.6                           |
| 黑 龙 江                  | Heilongjiang   | 330.60   | 235.36         | 10.23           | 77.09                           | 7.92   | 102.4                 | 100.9          | 98.0            | 106.5                           |
| 上 海                    | Shanghai       | 96.20  | 40.52          | 0.41            | 42.95                           | 12.31  | 95.6                  | 92.9           | 89.7            | 97.2                            |
| 江 苏                    | Jiangsu        | 875.37   | 518.55         | 14.61           | 236.81                          | 105.40   | 111.4                 | 106.3          | 124.1           | 113.9                           |
| 浙 江                    | Zhejiang       | 499.70   | 274.85         | 29.80           | 101.68                          | 93.37  | 104.6                 | 103.2          | 121.7           | 97.7                            |
| 安 徽                    | Anhui          | 519.12   | 357.05         | 25.75           | 113.60                          | 22.72  | 112.1                 | 113.0          | 109.0           | 108.9                           |
| 福 建                    | Fujian         | 395.26   | 190.28         | 36.39           | 83.77                           | 84.81  | 111.3                 | 107.0          | 113.4           | 109.6                           |
| 江 西                    | Jiangxi        | 360.11   | 196.14         | 31.49           | 109.51                          | 22.97  | 107.3                 | 96.5           | 126.6           | 120.5                           |
| 山 东                    | Shandong       | 994.25   | 526.66         | 28.24           | 289.15                          | 150.19   | 114.3                 | 110.3          | 110.6           | 118.2                           |
| 河 南                    | Henan          | 671.69   | 475.52         | 28.32           | 161.98                          | 5.87   | 111.1                 | 112.5          | 104.8           | 108.2                           |
| 湖 北                    | Hubei          | 501.17   | 301.99         | 22.39           | 134.02                          | 42.77  | 106.7                 | 100.4          | 107.8           | 113.7                           |
| 湖 南                    | Hunan          | 563.47   | 325.96         | 31.37           | 175.54                          | 30.60  | 105.3                 | 103.5          | 99.1            | 108.7                           |
| 广 东                    | Guangdong      | 899.03   | 486.46         | 35.51           | 223.16                          | 153.90   | 103.8                 | 97.0           | 101.7           | 111.5                           |
| 广 西                    | Guangxi        | 390.11   | 214.24         | 27.47           | 125.64                          | 22.76  | 107.2                 | 101.3          | 104.2           | 119.3                           |
| 海 南                    | Hainan         | 120.25   | 53.53          | 23.90           | 25.01                           | 17.81  | 111.3                 | 105.1          | 106.2           | 126.1                           |
| 四 川                    | Sichuan        | 876.37   | 516.22         | 32.47           | 310.21                          | 17.47  | 101.8                 | 98.6           | 102.2           | 106.2                           |
| 贵 州                    | Guizhou        | 201.40   | 126.20         | 11.85           | 62.33                           | 1.02   | 104.2                 | 105.9          | 90.1            | 103.9                           |
| 云 南                    | Yunnan         | 281.21   | 179.39         | 25.39           | 72.89                           | 3.54   | 103.0                 | 100.6          | 118.8           | 102.4                           |
| 西 藏                    | Tibet          | 23.06  | 10.05          | 0.57            | 12.43                           | 0.02   | 99.4                  | 101.1          | 109.1           | 98.0                            |
| 陕 西                    | Shaanxi        | 250.49   | 179.41         | 15.26           | 54.34                           | 1.48   | 114.1                 | 115.2          | 112.8           | 111.3                           |
| 甘 肃                    | Gansu          | 140.42   | 99.14          | 4.73            | 36.13                           | 0.42   | 108.7                 | 109.6          | 104.5           | 107.0                           |
| 青 海                    | Qinghai        | 31.00  | 15.18          | 0.75            | 14.98                           | 0.09   | 100.2                 | 102.2          | 104.1           | 97.8                            |
| 宁 夏                    | Ningxia        | 31.89  | 22.69          | 0.90            | 7.50                            | 0.80   | 106.7                 | 110.0          | 66.7            | 105.2                           |
| 新 疆                    | Xinjiang       | 198.20   | 146.82         | 4.77            | 45.18                           | 1.44   | 102.5                 | 101.6          | 108.3           | 104.6                           |

11-5 农、林、牧、渔业分项产值  
GROSS OUTPUT VALUE OF FARMING, FORESTRY, ANIMAL HUSBANDRY  
AND FISHERY BY BRANCH

绝对数和构成按当年价格计算，指数按可比价格计算。  
Value and composition terms in this table are based on current prices, indices are based on comparable prices.

| 指 标<br>Item  | 绝对数(亿元)<br>Value(100 000 000 yuan) |                  | 构 成(%)<br>Composition (%) |              | 指 数<br>Index<br>1992=100 |
|--|------------------------------------|------------------|---------------------------|--------------|--------------------------|
|  | 1992                               | 1993             | 1992                      | 1993         |                          |
| <b>农林牧渔业总产值 Total</b>  | <b>9 084.71</b>                    | <b>10 995.53</b> | <b>100.0</b>              | <b>100.0</b> | <b>107.8</b>             |
| <b>农业产值 Farming</b>  | <b>5 588.02</b>                    | <b>6 605.14</b>  | <b>61.5</b>               | <b>60.1</b>  | <b>105.2</b>             |
| 种植业 Planting   | 5 040.24                           | 6 002.99         | 55.5                      | 54.6         | 105.4                    |
| 谷物产值 Grain   |                                    | 2 940.25         |                           | 26.7         |                          |
| 主产品 Main Product   |                                    | 2 670.90         |                           | 24.3         |                          |
| 副产品 Sideline Product   |                                    | 269.35           |                           | 2.4          |                          |
| 其他作物产值 Other Crops   |                                    | 3 062.74         |                           | 27.9         |                          |
| 主产品 Main Product   |                                    | 2 987.63         |                           | 27.2         |                          |
| 副产品 Sideline Product   |                                    | 75.11            |                           | 0.7          |                          |
| 其他农业产值 Other Farming   | 547.78                             | 602.15           | 6.0                       | 5.5          | 103.5                    |
| 采集野生植物 Wild Plant Gathering                                  | 182.73                             | 185.46           | 2.0                       | 1.7          | 90.7                     |
| 农民家庭工业 Household Handicraft Industry                         | 365.05                             | 416.69           | 4.0                       | 3.8          | 109.8                    |
| <b>林业产值 Forestry</b>   | <b>422.61</b>                      | <b>494.00</b>    | <b>4.7</b>                | <b>4.5</b>   | <b>108.0</b>             |
| 营林 Afforestation and its added-value                         | 149.42                             | 149.51           | 1.6                       | 1.4          | 89.7                     |
| 林产品 Forest Products  | 117.72                             | 145.25           | 1.3                       | 1.3          | 113.8                    |
| 竹木采伐 Lumbering   | 155.47                             | 199.24           | 1.7                       | 1.8          | 119.9                    |
| <b>牧业产值 Animal Husbandry</b>                                 | <b>2 460.52</b>                    | <b>3 014.40</b>  | <b>27.1</b>               | <b>27.4</b>  | <b>110.7</b>             |
| 牲畜 Animals   | 1 508.72                           | 1 819.71         | 16.6                      | 16.5         | 107.2                    |
| 大牲畜繁殖、<br>增长、增重 Large Domestic Animals Livestock<br>Breeding | 140.63                             | 165.34           | 1.5                       | 1.5          | 108.4                    |
| 猪 Hogs   | 1 289.61                           | 1 543.47         | 14.2                      | 14.0         | 106.6                    |
| 羊 Sheep and Goats  | 78.48                              | 107.49           | 0.9                       | 1.0          | 111.0                    |
| 家禽饲养 Poultry Raising   | 311.35                             | 411.15           | 3.4                       | 3.7          | 119.7                    |
| 活的畜禽产品 Live Animal and Poultry Products                      | 529.75                             | 656.11           | 5.8                       | 6.0          | 116.0                    |
| 捕猎 Hunting   | 3.18                               | 3.83             | ...                       | ...          | 113.5                    |
| 其他动物及产品 Other  | 107.52                             | 123.60           | 1.2                       | 1.1          | 108.5                    |
| <b>渔业产值 Fishery</b>  | <b>613.56</b>                      | <b>881.99</b>    | <b>6.8</b>                | <b>8.0</b>   | <b>118.4</b>             |
| 海水产品 Seawater Aquatic Products                               | 336.54                             | 452.58           | 3.7                       | 4.1          | 111.0                    |
| 淡水产品 Freshwater Aquatic Products                             | 277.02                             | 429.41           | 3.0                       | 3.9          | 128.8                    |

## 11-6 主要农业机械和农产品加工机械拥有量

## AGRICULTURAL MACHINERY AND MACHINERY FOR PROCESSING FARM PRODUCTS

(年底数)

(year-end)

| 年 份 地 区<br>Year Region | 农业机械<br>总 动 力<br>(万千瓦)<br>Total<br>Power of<br>Agricultural<br>Machinery<br>(10 000 kw) | 农用大中型拖拉机<br>Large and Medium Ag-<br>ricultural Tractors |                      | 小 型 拖 拉 机<br>Mini-Tractors |                         | 大中型拖拉<br>机机引农具<br>(万部)<br>Large and<br>Medium<br>Tractor-Towing<br>Farm Machinery<br>(10 000 units) | 小型拖拉机<br>机 引 农 具<br>(万部)<br>Mini-Tractor<br>-Towing Farm<br>Machinery<br>(10 000units) |
|------------------------|---|---|----------------------|----------------------------|-------------------------|---|--|
|                        |   | (台)<br>(Units)  | (万千瓦)<br>(10 000 kw) | (万 台)<br>(10 000<br>Units) | (万千瓦)<br>(10 000<br>kw) |   |  |
| 1978                   | 11 749.9  | 557 358   | 1 756.2              | 137.3                      | 1 172.0                 | 119.2   | 145.4  |
| 1980                   | 14 745.7  | 666 823   | 2 369.3              | 187.4                      | 1 615.5                 | 136.9   | 219.1  |
| 1983                   | 18 022.1  | 840 776   | 2 708.1              | 275.0                      | 2 391.7                 | 130.8   | 262.3  |
| 1984                   | 19 497.2  | 853 914   | 2 719.7              | 329.8                      | 2 887.3                 | 123.5   | 291.8  |
| 1985                   | 20 912.5  | 852 357   | 2 743.6              | 382.4                      | 3 367.0                 | 112.8   | 320.2  |
| 1986                   | 22 950.0  | 866 463   | 2 807.0              | 452.6                      | 4 003.0                 | 100.6   | 383.0  |
| 1987                   | 24 836.0  | 880 952   | 2 876.0              | 530.0                      | 4 713.0                 | 103.5   | 413.4  |
| 1988                   | 26 575.0  | 870 187   | 2 896.0              | 595.8                      | 5 319.0                 | 97.1  | 520.1  |
| 1989                   | 28 067.0  | 848 220   | 2 814.0              | 654.3                      | 5 848.0                 | 99.1  | 604.3  |
| 1990                   | 28 707.7  | 813 512   | 2 745.5              | 698.1                      | 6 231.4                 | 97.4  | 648.8  |
| 1991                   | 29 388.6  | 784 466   | 2 682.4              | 730.4                      | 6 528.6                 | 99.1  | 732.7  |
| 1992                   | 30 308.4  | 758 904   | 2 630.2              | 750.7                      | 6 720.0                 | 104.4   | 830.8  |
| 1993                   | 31 816.6  | 721 216   | 2 532.5              | 788.3                      | 7 042.7                 | 100.1   | 865.7  |
| 北 京 Beijing            | 451.0   | 12 701  | 59.0                 | 4.4                        | 42.0                    | 2.4   | 1.3  |
| 天 津 Tianjin            | 470.1   | 8 341   | 37.3                 | 3.2                        | 29.5                    | 1.1   | 2.7  |
| 河 北 Hebei              | 3 188.7   | 28 109  | 117.4                | 71.2                       | 642.5                   | 4.2   | 70.7   |
| 山 西 Shanxi             | 1 211.8   | 28 052  | 99.2                 | 21.3                       | 204.5                   | 4.0   | 17.5   |
| 内 蒙 古 Inner Mongolia   | 834.0   | 38 403  | 156.0                | 28.8                       | 289.0                   | 4.6   | 22.5   |
| 辽 宁 Liaoning           | 994.6   | 36 610  | 145.0                | 13.7                       | 123.5                   | 5.0   | 10.2   |
| 吉 林 Jilin              | 607.1   | 34 712  | 118.5                | 20.5                       | 179.2                   | 3.7   | 30.2   |
| 黑 龙 江 Heilongjiang     | 1 185.3   | 84 816  | 348.3                | 38.7                       | 337.0                   | 19.6  | 31.4   |
| 上 海 Shanghai           | 192.0   | 10 226  | 38.0                 | 2.0                        | 18.0                    | 2.0   | 1.0  |
| 江 苏 Jiangsu            | 2 081.8   | 21 322  | 81.4                 | 73.5                       | 648.2                   | 4.3   | 171.7  |
| 浙 江 Zhejiang           | 1 409.3   | 6 002   | 16.7                 | 28.2                       | 240.3                   | 0.2   | 22.6   |
| 安 徽 Anhui              | 1 552.2   | 11 254  | 42.1                 | 71.1                       | 578.7                   | 1.3   | 95.2   |
| 福 建 Fujian             | 693.5   | 4 247   | 15.0                 | 15.3                       | 134.8                   | 0.1   | 6.2  |
| 江 西 Jiangxi            | 630.4   | 9 212   | 27.9                 | 7.2                        | 63.7                    | 0.3   | 5.3  |
| 山 东 Shandong           | 3 518.0   | 102 377   | 322.0                | 61.2                       | 516.0                   | 19.3  | 85.8   |
| 河 南 Henan              | 2 624.0   | 47 139  | 166.0                | 100.7                      | 945.0                   | 7.0   | 123.4  |
| 湖 北 Hubei              | 1 109.0   | 78 857  | 162.0                | 17.0                       | 143.0                   | 3.0   | 11.6   |
| 湖 南 Hunan              | 1 374.0   | 5 741   | 20.0                 | 19.0                       | 165.0                   | 0.3   | 3.7  |
| 广 东 Guangdong          | 1 618.8   | 9 447   | 33.3                 | 41.0                       | 282.5                   | 0.8   | 31.8   |
| 广 西 Guangxi            | 939.1   | 12 429  | 40.3                 | 25.7                       | 228.9                   | 0.6   | 23.1   |
| 海 南 Hainan             | 158.5   | 3 064   | 9.4                  | 2.8                        | 25.0                    | 0.1   | 0.2  |
| 四 川 Sichuan            | 1 400.0   | 8 393   | 25.0                 | 15.0                       | 158.0                   | 1.0   | 10.0   |
| 贵 州 Guizhou            | 351.4   | 10 125  | 26.1                 | 3.5                        | 33.4                    | 0.2   | 0.4  |
| 云 南 Yunnan             | 787.0   | 11 659  | 48.0                 | 18.4                       | 166.0                   | 0.8   | 7.5  |
| 西 藏 Tibet              | 57.2  | 2 541   | 10.4                 | 1.1                        | 10.8                    | 0.3   | 0.1  |
| 陕 西 Shaanxi            | 733.2   | 19 472  | 67.5                 | 24.1                       | 250.3                   | 2.4   | 26.6   |
| 甘 肃 Gansu              | 663.7   | 17 415  | 64.5                 | 26.1                       | 254.2                   | 1.9   | 27.0   |
| 青 海 Qinghai            | 154.7   | 3 810   | 14.1                 | 8.5                        | 76.2                    | 0.5   | 6.9  |
| 宁 夏 Ningxia            | 218.0   | 4 693   | 18.0                 | 10.5                       | 99.0                    | 0.6   | 7.3  |
| 新 疆 Xinjiang           | 608.2   | 50 047  | 204.1                | 14.8                       | 158.6                   | 8.5   | 11.8   |

续表 1 continued

(年底数)

(year-end)

| 年 份 地 区<br>Year Region | 柴 油 机<br>Diesel Engines |                      | 碾米机<br>(万部)<br>Rice<br>Mill | 磨面机<br>(万部)<br>Wheat<br>Mills | 轧花机<br>(万部)<br>Cotton<br>Ginning<br>Mills | 榨油机<br>(万部)<br>Oil<br>Presses | 农 用 载 重 汽 车<br>Trucks for<br>Agricultural Use |                      |
|------------------------|-------------------------|----------------------|-----------------------------|-------------------------------|---|-------------------------------|---|----------------------|
|                        | (台)<br>(Units)          | (万千瓦)<br>(10 000 kw) | (10 000)                    | (10 000)                      | (10 000)                                  | (10 000)                      | (辆)<br>(Units)                                | (万千瓦)<br>(10 000 kw) |
| 1978                   | 2 657 000               | 2 523.3              |                             |                               | 26.8                                      | 19.6                          | 73 770  | 468.2                |
| 1980                   | 2 899 000               | 2 719.5              |                             |                               | 26.5                                      | 22.6                          | 137 668                                       | 879.5                |
| 1983                   | 2 947 000               | 2 703.1              |                             |                               | 23.8                                      | 26.1                          | 274 751                                       | 1 884.8              |
| 1984                   | 2 890 000               | 2 617.8              |                             |                               | 23.4                                      | 27.6                          | 349 261                                       | 2 462.7              |
| 1985                   | 2 865 000               | 2 567.8              |                             |                               | 22.2                                      | 27.3                          | 429 554                                       | 3 075.6              |
| 1986                   | 3 043 000               | 2 690.0              |                             |                               | 20.6                                      | 27.4                          | 499 164                                       | 3 581.0              |
| 1987                   | 3 202 000               | 2 818.0              |                             |                               | 20.1                                      | 28.0                          | 550 192                                       | 3 966.0              |
| 1988                   | 3 490 000               | 2 998.0              |                             |                               | 19.5                                      | 29.8                          | 591 406                                       | 4 325.0              |
| 1989                   | 3 867 000               | 3 207.0              |                             |                               | 18.6                                      | 31.2                          | 625 116                                       | 4 634.0              |
| 1990                   | 4 111 000               | 3 348.5              | 206.7                       | 160.50                        | 18.1                                      | 30.9                          | 624 384                                       | 4 621.0              |
| 1991                   | 4 330 000               | 3 447.1              | 210.9                       | 158.50                        | 18.0                                      | 33.2                          | 616 637                                       | 4 690.5              |
| 1992                   | 4 377 000               | 3 441.6              | 212.7                       | 159.40                        | 18.4                                      | 32.5                          | 642 356                                       | 4 851.9              |
| 1993                   | 4 554 275               | 3 613.1              | 215.9                       | 159.83                        | 17.9                                      | 32.9                          | 690 469                                       | 5 245.8              |
| 北 京 Beijing            | 500                     | 1.0                  | 0.5                         | 0.64                          | 0.01                                      |                               | 20 398  | 146.0                |
| 天 津 Tianjin            | 18 800                  | 16.4                 | 0.4                         | 0.59                          | 0.06                                      | 0.1                           | 23 937  | 201.0                |
| 河 北 Hebei              | 1 152 256               | 960.2                | 6.9                         | 9.13                          | 1.85                                      | 2.3                           | 46 942  | 371.6                |
| 山 西 Shanxi             | 12 417                  | 16.2                 | 4.2                         | 7.25                          | 0.73                                      | 1.3                           | 46 649  | 391.2                |
| 内 蒙 古 Inner Mongolia   | 78 800                  | 61.0                 | 3.4                         | 4.87                          | 0.01                                      | 0.7                           | 12 148  | 105.0                |
| 辽 宁 Liaoning           | 45 500                  | 48.6                 | 5.3                         | 4.19                          | 0.08                                      | 0.4                           | 30 649  | 253.9                |
| 吉 林 Jilin              | 141 000                 | 67.1                 | 5.9                         | 3.80                          |   | 0.3                           | 7 593   | 62.1                 |
| 黑 龙 江 Heilongjiang     | 120 350                 | 100.0                | 4.5                         | 2.39                          |   | 0.6                           | 9 586   | 83.0                 |
| 上 海 Shanghai           |                         |                      | 1.0                         |                               |   |                               | 2 566   | 16.0                 |
| 江 苏 Jiangsu            | 127 559                 | 134.7                | 7.5                         | 6.24                          | 1.03                                      | 1.2                           | 18 076  | 117.4                |
| 浙 江 Zhejiang           | 74 852                  | 38.0                 | 7.1                         | 6.49                          | 0.37                                      | 0.3                           | 17 627  | 122.9                |
| 安 徽 Anhui              | 164 861                 | 145.4                | 8.0                         | 8.24                          | 1.54                                      | 2.3                           | 28 893  | 209.1                |
| 福 建 Fujian             | 48 808                  | 36.0                 | 6.3                         | 1.42                          |   | 0.4                           | 16 532  | 149.2                |
| 江 西 Jiangxi            | 71 829                  | 70.9                 | 10.7                        | 1.49                          | 0.74                                      | 1.4                           | 18 907  | 139.5                |
| 山 东 Shandong           | 1 150 452               | 952.0                | 4.2                         | 12.95                         | 1.96                                      | 3.3                           | 48 183  | 349.0                |
| 河 南 Henan              | 358 400                 | 323.0                | 6.8                         | 20.58                         | 3.82                                      | 5.4                           | 42 925  | 304.0                |
| 湖 北 Hubei              | 112 072                 | 100.0                | 13.2                        | 8.40                          | 1.89                                      | 2.2                           | 13 074  | 94.0                 |
| 湖 南 Hunan              | 406 942                 | 189.0                | 26.8                        | 2.89                          | 1.83                                      | 2.2                           | 49 430  | 357.0                |
| 广 东 Guangdong          | 84 838                  | 69.6                 | 10.8                        | 1.24                          | 0.03                                      | 1.0                           | 80 327  | 509.1                |
| 广 西 Guangxi            | 86 457                  | 51.3                 | 20.2                        | 1.95                          | 0.02                                      | 1.2                           | 19 534  | 176.9                |
| 海 南 Hainan             | 19 492                  | 11.4                 | 1.4                         | 0.07                          |   | 0.1                           | 5 142   | 39.6                 |
| 四 川 Sichuan            | 190 000                 | 136.0                | 31.2                        | 18.04                         | 0.64                                      | 1.2                           | 48 187  | 365.0                |
| 贵 州 Guizhou            | 26 302                  | 21.1                 | 11.3                        | 6.73                          | 0.12                                      | 0.5                           | 8 591   | 65.3                 |
| 云 南 Yunnan             | 23 460                  | 15.0                 | 11.5                        | 9.13                          | 0.04                                      | 0.2                           | 22 640  | 201.0                |
| 西 藏 Tibet              | 3 000                   | 3.3                  | 0.2                         |                               |   | 0.1                           | 4 578   | 36.9                 |
| 陕 西 Shaanxi            | 17 613                  | 17.5                 | 4.2                         | 9.79                          | 0.83                                      | 1.2                           | 14 824  | 116.8                |
| 甘 肃 Gansu              | 7 138                   | 8.2                  | 1.0                         | 7.70                          | 0.02                                      | 1.4                           | 11 552  | 96.4                 |
| 青 海 Qinghai            | 819                     | 1.0                  |                             | 1.01                          |   | 0.4                           | 4 043   | 31.2                 |
| 宁 夏 Ningxia            | 834                     | 1.0                  | 0.7                         | 0.94                          | ...                                       | 0.2                           | 4 072   | 36.0                 |
| 新 疆 Xinjiang           | 8 924                   | 18.1                 | 0.7                         | 1.67                          | 0.30                                      | 0.8                           | 12 864  | 99.7                 |



续表 2 continued

(年底数)

(year-end)

| 年 份 地 区              | 机 动 喷 雾 (粉) 机<br>Motorized Sprayers |                      | 牧 草<br>收 割 机<br>(万 部)<br>Forage<br>Grass<br>Harvesters<br>(10 000) | 渔 用 机 动 船<br>Motorized Fishing Boats |                      |                      |
|----------------------|-------------------------------------|----------------------|--|--------------------------------------|----------------------|----------------------|
|                      | (万 部)<br>(10 000)                   | (万千瓦)<br>(10 000 kw) |  | (艘)<br>(Units)                       | (万 吨)<br>(10 000 tn) | (万千瓦)<br>(10 000 kw) |
| 1978                 | 19.2                                | 38.3                 | 1.0  | 47 176                               | 132.5                | 213.7                |
| 1980                 | 27.9                                | 53.4                 | 1.4  | 61 022                               | 153.6                | 258.5                |
| 1983                 | 34.5                                | 66.2                 | 1.6  | 120 167                              | 198.7                | 326.8                |
| 1984                 | 33.4                                | 63.1                 | 1.6  | 143 430                              | 229.2                | 335.2                |
| 1985                 | 30.6                                | 55.8                 | 1.3  | 172 582                              | 217.0                | 367.2                |
| 1986                 | 31.0                                | 53.0                 | 1.4  | 205 923                              | 256.0                | 424.0                |
| 1987                 | 31.0                                | 53.0                 | 1.6  | 238 628                              | 283.1                | 486.0                |
| 1988                 | 31.3                                | 60.0                 | 1.9  | 265 126                              | 301.9                | 545.0                |
| 1989                 | 35.6                                | 61.0                 | 2.2  | 289 205                              | 329.8                | 609.0                |
| 1990                 | 44.8                                | 75.0                 | 1.9  | 320 927                              | 353.1                | 696.0                |
| 1991                 | 64.7                                | 96.2                 | 2.2  | 329 843                              | 388.2                | 733.4                |
| 1992                 | 66.7                                | 108.6                | 3.5  | 335 875                              | 421.5                | 786.1                |
| 1993                 | 70.7                                | 113.8                | 5.3  | 347 376                              | 418.7                | 804.6                |
| 北 京 Beijing          | 1.1                                 | 1.0                  |  | 4                                    |                      |                      |
| 天 津 Tianjin          | 0.2                                 | 0.3                  |  | 1 089                                | 1.3                  | 6.6                  |
| 河 北 Hebei            | 6.5                                 | 11.3                 |  | 7 149                                | 10.2                 | 21.6                 |
| 山 西 Shanxi           | 0.9                                 | 1.5                  | 0.01   | 4                                    |                      | ...                  |
| 内 蒙 古 Inner Mongolia |                                     | 1.0                  | 1.0  | 22                                   |                      |                      |
| 辽 宁 Liaoning         | 1.1                                 | 3.4                  |  | 27 574                               | 28.2                 | 57.8                 |
| 吉 林 Jilin            | 0.1                                 | 0.4                  |  | 316                                  | 0.1                  | 0.8                  |
| 黑 龙 江 Heilongjiang   | 0.6                                 | 4.2                  | 0.1  | 3 149                                | 0.4                  | 2.2                  |
| 上 海 Shanghai         | 3.0                                 | 4.0                  |  | 2 533                                | 11.6                 | 20.0                 |
| 江 苏 Jiangsu          | 12.6                                | 18.3                 |  | 48 792                               | 45.9                 | 74.4                 |
| 浙 江 Zhejiang         | 1.8                                 | 2.9                  |  | 48 604                               | 115.5                | 212.9                |
| 安 徽 Anhui            | 3.4                                 | 6.6                  | 3.6  | 9 637                                | 9.6                  | 8.6                  |
| 福 建 Fujian           | 0.9                                 | 2.1                  |  | 49 480                               | 52.8                 | 89.0                 |
| 江 西 Jiangxi          | 1.0                                 | 1.3                  |  | 8 534                                | 2.6                  | 4.1                  |
| 山 东 Shandong         | 12.0                                | 18.0                 | 0.03   | 37 029                               | 44.0                 | 80.0                 |
| 河 南 Henan            | 7.0                                 | 11.0                 |  | 541                                  | 0.2                  | 0.2                  |
| 湖 北 Hubei            | 5.0                                 | 7.0                  |  | 9 177                                | 2.0                  | 4.0                  |
| 湖 南 Hunan            | 0.5                                 | 1.0                  |  | 7 733                                | 2.0                  | 3.0                  |
| 广 东 Guangdong        | 1.3                                 | 2.6                  |  | 59 811                               | 66.9                 | 159.9                |
| 广 西 Guangxi          | 0.3                                 | 1.0                  |  | 10 235                               | 10.9                 | 23.9                 |
| 海 南 Hainan           | 0.3                                 | 0.8                  |  | 12 426                               | 13.8                 | 31.8                 |
| 四 川 Sichuan          | 5.0                                 | 7.0                  |  | 894                                  |                      | 1.0                  |
| 贵 州 Guizhou          | 0.2                                 | 0.5                  |  | 110                                  |                      | 0.1                  |
| 云 南 Yunnan           |                                     |                      |  | 1 942                                | 0.5                  | 2.0                  |
| 西 藏 Tibet            | 0.1                                 | 0.1                  |  |                                      |                      |                      |
| 陕 西 Shaanxi          | 3.5                                 | 2.6                  | 0.1  | 141                                  | 0.1                  | 0.1                  |
| 甘 肃 Gansu            | 1.0                                 | 1.4                  |  | 18                                   |                      |                      |
| 青 海 Qinghai          | 0.2                                 | 0.4                  | 0.01   | 28                                   | 0.1                  | 0.2                  |
| 宁 夏 Ningxia          |                                     |                      |  |                                      |                      |                      |
| 新 疆 Xinjiang         | 1.3                                 | 2.1                  | 0.4  | 404                                  | 0.1                  | 0.4                  |

11-7 灌溉面积、农用化肥施用量、农村水电及用电情况  
 CULTIVATED, IRRIGATED AND CHEMICALLY FERTILIZED AREAS, NUMBER  
 OF HYDROPOWER STATIONS AND ELECTRICITY CONSUMPTION IN RURAL AREAS

| 年份地区<br>Year Region | 灌溉面积<br>(千公顷)<br>Irrigated<br>Area<br>(1 000<br>hectares) | 化肥施用量<br>(万吨)<br>Consumption<br>of<br>Chemical<br>Fertil-<br>izers<br>(10 000tn) | 氮肥<br>Nitro-<br>genous<br>Fertil-<br>izer | 磷肥<br>Phos-<br>phate<br>Fertil-<br>izer | 钾肥<br>Potash<br>Fertil-<br>izer | 复合肥<br>Complex<br>Fertil-<br>izer | 乡村办水电站<br>Hydropower Station<br>in Rural Areas |                                 | 农村用电量<br>(亿千瓦时)<br>Electric-<br>ity Con-<br>sumed in<br>Rural Area<br>(100 000<br>000 kwh) |
|---------------------|---|--|---|---|---------------------------------|-----------------------------------|--|---------------------------------|--|
|                     |   |  |   |   |                                 |                                   | 个数<br>Number                                   | 发电能力<br>(万千瓦)<br>(10 000<br>kw) |  |
| 1978                | 44 965.3  | 884.0  |   |   |                                 |                                   | 82 387   | 228.4                           | 253.1  |
| 1980                | 44 888.1  | 1 269.4  | 934.2                                     | 273.3                                   | 34.6                            | 27.3                              | 80 319   | 304.1                           | 320.8  |
| 1983                | 44 644.1  | 1 659.8  | 1 163.8                                   | 351.4                                   | 58.4                            | 86.2                              | 62 328   | 346.3                           | 428.1  |
| 1984                | 44 453.0  | 1 739.8  | 1 215.3                                   | 328.5                                   | 69.4                            | 126.5                             | 60 060   | 361.5                           | 464.0  |
| 1985                | 44 035.9  | 1 775.8  | 1 204.9                                   | 310.9                                   | 80.4                            | 179.6                             | 55 754   | 380.2                           | 508.9  |
| 1986                | 44 225.8  | 1 930.6  | 1 312.6                                   | 359.8                                   | 77.4                            | 180.8                             | 54 136   | 387.9                           | 586.7  |
| 1987                | 44 403.0  | 1 999.3  | 1 326.8                                   | 371.9                                   | 91.9                            | 208.7                             | 51 978   | 394.1                           | 656.8  |
| 1988                | 44 375.9  | 2 141.5  | 1 417.1                                   | 382.1                                   | 101.2                           | 241.2                             | 51 558   | 428.9                           | 712.0  |
| 1989                | 44 917.2  | 2 357.1  | 1 536.8                                   | 418.9                                   | 120.5                           | 280.9                             | 50 862   | 416.8                           | 790.5  |
| 1990                | 47 403.1  | 2 590.3  | 1 638.4                                   | 462.4                                   | 147.9                           | 341.6                             | 52 387   | 428.8                           | 844.5  |
| 1991                | 47 822.1  | 2 805.1  | 1 726.1                                   | 499.6                                   | 173.9                           | 405.5                             | 49 644   | 456.9                           | 963.2  |
| 1992                | 48 590.1  | 2 930.2  | 1 756.1                                   | 515.7                                   | 196.0                           | 462.4                             | 48 082   | 478.6                           | 1 106.9  |
| 1993                | 48 727.9  | 3 151.9  | 1 835.1                                   | 575.1                                   | 212.3                           | 529.4                             | 45 153   | 480.9                           | 1 244.8  |
| 北京 Beijing          | 315.0   | 15.0   | 9.0                                       | 1.0                                     |                                 | 5.0                               | 46   | 1.6                             | 17.0   |
| 天津 Tianjin          | 347.5   | 8.1  | 5.2                                       | 0.6                                     | 0.2                             | 2.1                               |  |                                 | 23.1   |
| 河北 Hebei            | 3 931.0   | 193.6  | 115.5                                     | 36.3                                    | 6.7                             | 35.1                              | 138  | 1.8                             | 85.1   |
| 山西 Shanxi           | 1 175.4   | 67.4   | 37.6                                      | 16.3                                    | 2.0                             | 11.5                              | 151  | 3.3                             | 37.5   |
| 内蒙古 Inner Mongolia  | 1 751.0   | 46.0   | 28.0                                      | 8.0                                     | 1.0                             | 9.0                               | 9  |                                 | 13.5   |
| 辽宁 Liaoning         | 1 169.7   | 95.1   | 65.4                                      | 11.5                                    | 3.4                             | 14.8                              | 70   | 2.4                             | 73.7   |
| 吉林 Jilin            | 908.9   | 86.8   | 54.8                                      | 4.3                                     | 3.7                             | 24.0                              | 63   | 3.3                             | 19.8   |
| 黑龙江 Heilongjiang    | 1 163.6   | 100.2  | 46.8                                      | 25.3                                    | 4.0                             | 24.1                              | 21   | 1.3                             | 22.0   |
| 上海 Shanghai         | 299.0   | 20.0   | 17.0                                      | 2.0                                     | 1.0                             |                                   |  |                                 | 50.0   |
| 江苏 Jiangsu          | 3 823.9   | 249.7  | 157.1                                     | 38.3                                    | 7.9                             | 46.4                              | 14   | 0.7                             | 169.2  |
| 浙江 Zhejiang         | 1 448.8   | 85.6   | 59.6                                      | 11.8                                    | 4.4                             | 9.8                               | 2 136  | 37.8                            | 115.4  |
| 安徽 Anhui            | 2 818.3   | 178.1  | 98.5                                      | 37.5                                    | 10.7                            | 31.5                              | 764  | 6.5                             | 27.8   |
| 福建 Fujian           | 945.2   | 92.2   | 47.0                                      | 15.0                                    | 15.5                            | 14.8                              | 4 037  | 60.4                            | 29.2   |
| 江西 Jiangxi          | 1 864.4   | 93.8   | 50.4                                      | 18.8                                    | 13.9                            | 10.7                              | 4 674  | 27.4                            | 22.1   |
| 山东 Shandong         | 4 624.0   | 355.0  | 192.0                                     | 68.0                                    | 18.0                            | 77.0                              | 88   | 1.1                             | 106.6  |
| 河南 Henan            | 3 868.0   | 288.0  | 169.0                                     | 68.0                                    | 16.0                            | 35.0                              | 465  | 12.0                            | 61.1   |
| 湖北 Hubei            | 2 279.0   | 183.0  | 109.0                                     | 35.0                                    | 11.0                            | 28.0                              | 1 177  | 26.0                            | 33.4   |
| 湖南 Hunan            | 2 676.0   | 148.0  | 87.0                                      | 22.0                                    | 22.0                            | 17.0                              | 6 689  | 38.5                            | 30.0   |
| 广东 Guangdong        | 1 499.5   | 165.7  | 88.8                                      | 24.2                                    | 26.0                            | 26.7                              | 8 826  | 102.4                           | 127.7  |
| 广西 Guangxi          | 1 496.9   | 105.4  | 48.9                                      | 17.7                                    | 21.6                            | 17.2                              | 2 596  | 13.3                            | 19.0   |
| 海南 Hainan           | 175.1   | 14.7   | 7.9                                       | 1.5                                     | 1.8                             | 3.6                               | 118  | 1.4                             | 1.2  |
| 四川 Sichuan          | 2 858.0   | 215.0  | 137.0                                     | 47.0                                    | 7.0                             | 24.0                              | 5 124  | 77.7                            | 59.6   |
| 贵州 Guizhou          | 597.0   | 58.3   | 34.1                                      | 12.7                                    | 3.0                             | 8.5                               | 1 004  | 15.6                            | 5.4  |
| 云南 Yunnan           | 1 130.0   | 79.0   | 45.0                                      | 15.0                                    | 6.0                             | 13.0                              | 3 756  | 31.0                            | 16.8   |
| 西藏 Tibet            | 81.5  | 1.8  | 0.8                                       | 0.4                                     |                                 | 0.6                               | 219  | 1.2                             | 0.3  |
| 陕西 Shaanxi          | 1 319.7   | 93.1   | 60.0                                      | 13.2                                    | 3.8                             | 16.1                              | 2 373  | 5.6                             | 36.1   |
| 甘肃 Gansu            | 899.8   | 43.5   | 23.0                                      | 11.2                                    | 0.8                             | 8.5                               | 274  | 2.4                             | 21.8   |
| 青海 Qinghai          | 176.7   | 6.1  | 3.0                                       | 1.2                                     | 0.2                             | 1.8                               | 40   | 0.6                             | 1.9  |
| 宁夏 Ningxia          | 275.0   | 13.0   | 9.0                                       | 1.0                                     |                                 | 3.0                               |  |                                 | 4.8  |
| 新疆 Xinjiang         | 2 810.0   | 50.6   | 28.8                                      | 10.4                                    | 0.8                             | 10.7                              | 281  | 5.6                             | 13.8   |

11-8 灌溉、水库和除涝、治水、治碱情况  
IRRIGATION, RESERVOIRS, FLOOD PREVENTION, WATER  
AND SOIL CONSERVATION AND IMPROVEMENT OF SALINE-ALKALINE LAND

| 项 目<br>Item   | 1985     | 1990     | 1991     | 1992     | 1993    |
|---|----------|----------|----------|----------|---------|
| 年底灌区数 (处) Number of Irrigation Systems (year-end)                                   | 5 281    | 5 363    | 5 665    | 5 531    | 5 567   |
| 3.3万公顷以上 33 001 Hectares Over   | 71       | 72       | 73       | 74       | 74      |
| 0.7-3.3万公顷 7 001-33 000 Hectares  | 66       | 76       | 90       | 92       | 92      |
| 灌区有效灌溉面积(万公顷) Effectively Irrigated Areas (10 000 ha)                               | 2 077.70 | 2 123.10 | 2 329.20 | 2 363.20 | 2 448.3 |
| 3.3万公顷以上 33 001 Hectares Over   | 599.60   | 604.70   | 616.80   | 618.40   | 623.9   |
| 0.7-3.3万公顷 7 001-33 000 Hectares  | 167.00   | 189.60   | 218.30   | 227.00   | 231.8   |
| 水库 (座) Number of Reservoirs   | 83 219   | 83 387   | 83 799   | 84 130   | 84 614  |
| 大型水库 Large (over 100 000 000 cu. m)   | 340      | 366      | 367      | 369      | 374     |
| 中型水库 Medium (10 000 000-100 000 000 cu. m)  | 2 401    | 2 499    | 2 524    | 2 538    | 2 562   |
| 小型水库 Small (100 000-10 000 000 cu. m)   | 80 478   | 80 522   | 80 908   | 81 223   | 81 678  |
| 水库库容量 (亿立方米) Capacity of Reservoirs(100 000 000cu. m)                               | 4 301    | 4 660    | 4 678    | 4 688    | 4 717   |
| 大型水库 Large (more than 100 000 000 cu. m)  | 3 076    | 3 397    | 3 400    | 3 407    | 3 425   |
| 中型水库 Medium (10 000 000-100 000 000 cu. m)  | 662      | 690      | 698      | 700      | 709     |
| 小型水库 Small (100 000-10 000 000 cu. m)   | 564.2    | 573.0    | 578.9    | 580.0    | 583     |
| 易涝面积 (万公顷) Total Area Subject to Flooding<br>(10 000 ha)                            | 2 420.7  | 2 446.7  | 2 442.4  | 2 441.0  | 2 442.5 |
| 除涝面积 (万公顷) Area with Flood Prevention<br>Measures (10 000 ha)                       | 1 858.4  | 1 933.7  | 1 958.0  | 1 977.1  | 1 988.3 |
| 占易涝面积比重 (%) Percentage to Total Area Liable to<br>Flooding (%)                      | 76.8     | 79.0     | 80.2     | 81.0     | 81.4    |
| 水土流失面积(万平方公里) Total Area of Water Loss and Soil Ero-<br>sion (10 000 sq. km)        | 129.2    | 136.0    | 162.3    | 162.2    | 163.0   |
| 治理水土流失面积 Area with Water and Soil Conservation,<br>(万平方公里) Measures (10 000 sq. km) | 46.4     | 53.0     | 55.8     | 58.6     | 61.3    |
| 占流失面积比重 (%) Percentage to Total Area of Water<br>Loss and Soil Erosion (%)          | 35.9     | 39.0     | 34.4     | 36.0     | 37.6    |
| 盐碱耕地面积 (万公顷) Total Area of Saline-Alkaline Land<br>(10 000 ha)                      | 769.3    | 753.9    | 761.4    | 763.3    | 765.6   |
| 治碱面积 (万公顷) Improved Area of Saline-Alkaline Land<br>(10 000 ha)                     | 456.9    | 499.5    | 511.0    | 521.0    | 530.5   |
| 占盐碱耕地面积比重(%) Percentage to Total Area of Saline-<br>Alkaline Land (%)               | 59.4     | 66.3     | 67.1     | 68.8     | 69.3    |
| 堤防长度 (万公里) Total Length of Dikes and Levies<br>(10 000 km)                          | 17.7     | 22.0     | 23.3     | 24.2     | 24.5    |
| 堤防保护面积 (万公顷) Land Protected by Dikes and Levies<br>(10 000 ha)                      | 3 106.0  | 3 200.0  | 3 210.0  | 2 956.5  | 3 088.5 |

注：大型水库库容：1亿立方米以上；中型水库库容：1千万至1亿立方米；小型水库库容：10万至1千万立方米。

a)Capacity for Large reservoirs are over 100 000 000 cu. m, for medium reservoirs are from 10 000 000 to 100 000 000 cu. m, for small reservoirs are from 100 000 to 10 000 000 cu. m.

## 11-9 各地区水利设施和除涝、治碱面积 (1993年)

WATER CONSERVANCY FACILITIES AND AREA WITH FLOOD PREVENTION  
MEASURES AND IMPROVED AREA OF SALINE-ALKALINE LAND BY REGION (1993)

| 地 区<br>Region        | 水 库 数<br>(座)<br>Number of<br>Reservoirs | 水库总库容量<br>(亿立方米)<br>Capacity of<br>Reservoirs<br>(100 000 000<br>cu.m) | 除 涝 面 积<br>(万亩)<br>Area with<br>Flood<br>Prevention<br>Measures<br>(10 000 ha) | 除涝面积占<br>易涝面积%<br>Percentage to<br>Total Area<br>Liable to<br>Flood | 治 碱 面 积<br>(万亩)<br>Improved Area<br>of Saline-<br>Alkaline Land<br>(10 000 ha) | 治碱面积占<br>盐碱地面积%<br>Percentage to<br>Total Area of<br>Saline-Alkaline<br>Land |
|----------------------|---|--|--|---|--|--|
| 全 国 National         | 84 614                                  | 4 716.62   | 29 825   | 81.4  | 7 957  | 69.3   |
| 北 京 Beijing          | 83                                      | 93.13  | 236  | 93.7  | 64   | 90.1   |
| 天 津 Tianjin          | 110                                     | 25.68  | 608  | 98.1  | 317  | 90.1   |
| 河 北 Hebei            | 1 174                                   | 149.34   | 2 385  | 85.2  | 1 144  | 74.9   |
| 山 西 Shanxi           | 784                                     | 42.48  | 132  | 78.1  | 304  | 59.3   |
| 内 蒙 古 Inner Mongolia | 476                                     | 72.80  | 371  | 69.3  | 395  | 51.5   |
| 辽 宁 Liaoning         | 927                                     | 303.58   | 1 455  | 96.9  | 458  | 79.4   |
| 吉 林 Jilin            | 1 334                                   | 306.00   | 1 465  | 88.3  | 204  | 49.5   |
| 黑 龙 江 Heilongjiang   | 528                                     | 71.25  | 4 257  | 68.5  | 285  | 33.5   |
| 上 海 Shanghai         |   |  | 95   | 93.1  | 40   | 76.9   |
| 江 苏 Jiangsu          | 1 102                                   | 190.14   | 4 073  | 93.0  | 976  | 89.5   |
| 浙 江 Zhejiang         | 3 628                                   | 342.44   | 682  | 86.3  | 7  | 53.8   |
| 安 徽 Anhui            | 4 764                                   | 183.96   | 2 992  | 83.3  | 144  | 85.2   |
| 福 建 Fujian           | 2 820                                   | 75.11  | 165  | 51.6  | 32   | 55.2   |
| 江 西 Jiangxi          | 9 669                                   | 236.92   | 488  | 68.7  |  |  |
| 山 东 Shandong         | 5 664                                   | 191.57   | 3 665  | 82.7  | 1 275  | 82.0   |
| 河 南 Henan            | 2 432                                   | 509.64   | 2 510  | 79.4  | 967  | 80.7   |
| 湖 北 Hubei            | 5 743                                   | 500.68   | 1 780  | 87.5  |  |  |
| 湖 南 Hunan            | 13 359                                  | 293.81   | 668  | 85.0  |  |  |
| 广 东 Guangdong        | 6 382                                   | 375.72   | 743  | 84.5  |  |  |
| 广 西 Guangxi          | 4 462                                   | 222.24   | 284  | 53.4  | 136  | 31.3   |
| 海 南 Hainan           | 985                                     | 75.21  | 15   | 93.8  |  |  |
| 四 川 Sichuan          | 9 225                                   | 120.31   | 137  | 54.4  | 1  | 33.3   |
| 贵 州 Guizhou          | 1 870                                   | 52.42  | 62   | 45.3  |  |  |
| 云 南 Yunnan           | 4 705                                   | 72.07  | 282  | 75.4  | 5  | 55.6   |
| 西 藏 Tibet            |   |  |  |   |  |  |
| 陕 西 Shaanxi          | 1 301                                   | 45.30  | 199  | 85.8  | 90   | 70.9   |
| 甘 肃 Gansu            | 286                                     | 85.48  | 19   | 37.3  | 111  | 56.3   |
| 青 海 Qinghai          | 138                                     | 2.54   |  |   | 15   | 50.0   |
| 宁 夏 Ningxia          | 194                                     | 17.52  |  |   | 95   | 73.1   |
| 新 疆 Xinjiang         | 466                                     | 59.29  | 57   | 53.8  | 892  | 66.2   |

11-10 农村居民家庭平均每户生产性固定资产原值  
ORIGINAL VALUE OF FIXED ASSETS FOR PRODUCTION PER RURAL HOUSEHOLD

本表为农村住户抽样调查资料。  
Figures in this table are from rural household sample surveys.  
(年底数) 单位:元

|         |   | (year-end) (yuan) |          |          |          |          |          |
|---------|---|-------------------|----------|----------|----------|----------|----------|
| 指 标     | Item  | 1985              | 1989     | 1990     | 1991     | 1992     | 1993     |
| 合 计     | Total   | 792.53            | 1 126.07 | 1 258.06 | 1 497.09 | 1 643.95 | 1 950.31 |
| 役畜、产品畜  | Draught Animals and Animals for Livestock Products                | 339.01            | 385.97   | 402.36   | 424.63   | 443.97   | 521.11   |
| 大中型铁木农具 | Large and Medium Wood and Iron Farm Tools                         | 48.50             | 61.15    | 70.32    | 87.50    | 95.23    | 120.18   |
| 农林牧渔业机械 | Machinery for Agriculture, Forestry, Animal Husbandry and Fishery | 67.65             | 157.05   | 197.07   | 267.33   | 299.59   | 349.90   |
| 工业机械    | Machinery for Industrial Production                               | 16.13             | 37.72    | 42.12    | 45.16    | 52.40    | 67.22    |
| 运输机械    | Machinery for Transportation                                      | 112.84            | 198.22   | 215.82   | 235.16   | 275.53   | 317.41   |
| 生产用房    | Buildings for Production  | 174.33            | 230.99   | 269.92   | 360.43   | 388.68   | 517.29   |
| 其 他     | Other   | 34.07             | 54.97    | 60.45    | 76.88    | 88.55    | 57.20    |

11-11 农村居民家庭平均每百户拥有生产性固定资产数量  
NUMBER OF FIXED ASSETS FOR PRODUCTION PER 100 RURAL HOUSEHOLDS

本表为农村住户抽样调查资料。  
Figures in this table are from rural household sample surveys.  
(年底数)

|          |                                  | (year-end) |       |       |       |       |       |
|----------|----------------------------------|------------|-------|-------|-------|-------|-------|
| 指 标      | Item                             | 1985       | 1989  | 1990  | 1991  | 1992  | 1993  |
| 汽 车      | (辆) Motor Vehicles               | 0.25       | 0.28  | 0.28  | 0.24  | 0.28  | 0.33  |
| 大中型拖拉机   | (台) Large and Medium Tractors    | 0.35       | 0.47  | 0.45  | 0.51  | 0.55  | 0.64  |
| 小型及手扶拖拉机 | (台) Small and Walking Tractors   | 2.71       | 4.84  | 5.30  | 6.61  | 7.25  | 8.40  |
| 机动脱粒机    | (台) Motorized-Threshing Machines | 1.91       | 2.61  | 3.55  | 3.85  | 4.16  | 5.57  |
| 胶轮大车     | (辆) Carts with Rubber Tires      | 5.49       | 7.68  | 7.89  | 8.24  | 8.67  | 9.60  |
| 胶轮手推车    | (辆) Hand Carts with Rubber Tires | 36.86      | 41.18 | 40.17 | 35.21 | 35.07 | 41.71 |
| 抽 水 机    | (台) Water Pumps                  | 0.89       | 1.98  | 1.83  | 1.99  | 2.47  | 2.87  |
| 农用水泵     | (台) Pumps                        | 1.69       | 3.81  | 3.86  | 4.73  | 5.48  | 8.54  |
| 机 动 船    | (条) Motor Boats                  | 0.74       | 0.35  | 0.28  | 0.23  | 0.28  | 0.25  |

## 11-12 各地区农村居民家庭平均每户生产性固定资产原值

## ORIGINAL VALUE OF FIXED ASSETS FOR PRODUCTION PER RURAL HOUSEHOLD BY REGION

本表为农村住户抽样调查资料。

Figures in this table are from rural household sample surveys.

(1993年底) 单位:元

(end of 1993) (yuan)

| 地 区<br>Region        | 合 计<br>Total | 役畜产品畜<br>Draught<br>Animals and<br>Animals for<br>Livestock<br>Products | 大 中 型<br>铁木农具<br>Large and<br>Medium<br>Wood and<br>Iron Farm<br>Tools | 农 林 牧<br>渔业机械<br>Machinery<br>for Agri-<br>culture,<br>Animal<br>Husbandry<br>and Fishery | 工业机械<br>Machinery<br>for<br>Industrial<br>production | 运输机械<br>Machinery<br>for<br>Trans-<br>portation | 生产用房<br>Buildings<br>for<br>Production | 其 他<br>Other |
|----------------------|--------------|---|--|---|--|---|--|--------------|
| 全 国 National         | 1 950.31     | 521.11  | 120.18   | 349.90  | 67.22  | 317.41  | 517.29                                 | 57.20        |
| 北 京 Beijing          | 1 157.46     | 143.81  | 49.97  | 305.82  | 47.61  | 476.25  | 134.00                                 |              |
| 天 津 Tianjin          | 1 887.16     | 386.93  | 254.51   | 418.94  | 19.14  | 299.36  | 460.83                                 | 47.45        |
| 河 北 Hebei            | 2 059.48     | 392.55  | 80.77  | 571.49  | 154.57   | 511.87  | 298.05                                 | 50.18        |
| 山 西 Shanxi           | 1 594.43     | 456.51  | 55.71  | 110.33  | 74.75  | 708.42  | 188.71                                 |              |
| 内 蒙 古 Inner Mongolia | 2 853.42     | 943.21  | 257.93   | 751.75  | 55.55  | 313.83  | 453.64                                 | 77.51        |
| 辽 宁 Liaoning         | 1 925.04     | 587.81  | 96.95  | 354.85  | 35.91  | 327.91  | 476.47                                 | 45.14        |
| 吉 林 Jilin            | 3 037.38     | 1 053.36  | 127.18   | 711.59  | 29.77  | 350.99  | 578.13                                 | 186.36       |
| 黑 龙 江 Heilongjiang   | 2 933.93     | 747.10  | 130.60   | 1 337.54  | 64.27  | 247.65  | 406.77                                 |              |
| 上 海 Shanghai         | 973.63       | 120.23  | 81.30  | 37.13   |  | 43.27   | 664.61                                 | 27.09        |
| 江 苏 Jiangsu          | 1 484.98     | 123.91  | 101.15   | 317.09  | 42.82  | 231.98  | 664.54                                 | 3.49         |
| 浙 江 Zhejiang         | 2 928.07     | 106.25  | 116.51   | 381.40  | 386.05   | 453.32  | 1 484.54                               |              |
| 安 徽 Anhui            | 1 701.37     | 454.51  | 131.64   | 492.20  | 24.81  | 93.14   | 438.89                                 | 66.18        |
| 福 建 Fujian           | 1 883.91     | 407.70  | 204.95   | 141.56  | 66.49  | 291.54  | 757.17                                 | 14.50        |
| 江 西 Jiangxi          | 1 492.35     | 488.45  | 167.59   | 53.84   | 31.46  | 138.93  | 537.97                                 | 74.11        |
| 山 东 Shandong         | 1 637.58     | 372.26  | 98.26  | 481.53  | 19.94  | 247.41  | 324.03                                 | 94.15        |
| 河 南 Henan            | 1 760.04     | 443.76  | 111.24   | 568.21  | 47.71  | 243.21  | 309.59                                 | 36.32        |
| 湖 北 Hubei            | 1 281.66     | 419.22  | 131.82   | 105.00  | 41.20  | 140.12  | 411.91                                 | 32.39        |
| 湖 南 Hunan            | 1 159.74     | 286.18  | 139.23   | 122.65  | 80.18  | 150.61  | 352.01                                 | 28.88        |
| 广 东 Guangdong        | 2 997.43     | 559.23  | 150.72   | 228.55  | 41.61  | 1 027.47  | 687.36                                 | 302.49       |
| 广 西 Guangxi          | 1 426.66     | 595.01  | 83.96  | 224.60  | 67.44  | 138.58  | 290.09                                 | 26.98        |
| 海 南 Hainan           | 3 387.43     | 1 367.58  | 153.51   | 734.35  | 94.40  | 585.42  | 220.36                                 | 231.81       |
| 四 川 Sichuan          | 1 432.23     | 311.68  | 117.30   | 57.08   | 26.26  | 93.59   | 718.13                                 | 108.19       |
| 贵 州 Guizhou          | 1 374.77     | 624.00  | 83.28  | 18.51   | 39.47  | 50.39   | 556.66                                 | 2.46         |
| 云 南 Yunnan           | 2 394.04     | 734.54  | 69.36  | 157.31  | 66.93  | 343.15  | 1 022.00                               | 0.75         |
| 西 藏 Tibet            | 7 800.89     | 4 150.87  | 228.48   | 55.69   | 46.36  | 1 150.63  | 1 875.10                               | 293.76       |
| 陕 西 Shaanxi          | 1 398.89     | 361.59  | 102.10   | 183.11  | 61.60  | 322.27  | 297.87                                 | 70.35        |
| 甘 肃 Gansu            | 1 607.18     | 567.73  | 133.54   | 353.37  | 42.54  | 288.02  | 221.98                                 |              |
| 青 海 Qinghai          | 3 345.00     | 1 097.96  | 126.49   | 813.96  | 69.82  | 615.44  | 621.33                                 |              |
| 宁 夏 Ningxia          | 2 591.21     | 669.23  | 173.31   | 398.54  | 84.84  | 879.97  | 375.20                                 | 10.12        |
| 新 疆 Xinjiang         | 3 649.51     | 1 665.48  | 105.42   | 617.81  | 64.37  | 814.65  | 372.86                                 | 8.92         |

11-13 各地区农村居民家庭平均每百户拥有  
主要生产性固定资产数量 (1993年底)

MAJOR FIXED ASSETS FOR PRODUCTION PER 100 RURAL HOUSEHOLDS BY REGION  
(END OF 1993)

本表为农村住户抽样调查资料。  
Figures in this table are from rural household sample surveys.

| 地 区<br>Region        | 汽 车<br>(辆)<br>Motor<br>Vehicles | 大 中 型<br>拖 拉 机<br>(台)<br>Large and<br>Medium<br>Tractors | 小 型 和 手<br>扶 拖 拉 机<br>(台)<br>Small and<br>Walking<br>Tractors | 机 动 脱<br>粒 机<br>(台)<br>Motorized<br>Threshing<br>Machines | 胶 轮 大 车<br>(辆)<br>Carts<br>with<br>Rubber<br>Tires | 胶 轮 手<br>推 车<br>(辆)<br>Hand<br>Carts<br>with<br>Rubber<br>Tires | 抽 水 机<br>(台)<br>Water<br>Pumps | 役 畜<br>(头)<br>Draught<br>Animals | 产 品 畜<br>(头)<br>Animals<br>for<br>Livestock<br>Products |
|----------------------|---------------------------------|--|---|---|--|---|--------------------------------|----------------------------------|---|
| 全 国 National         | 0.33                            | 0.64   | 8.40  | 5.57  | 9.60   | 41.71   | 2.87                           | 59.98                            | 53.15   |
| 北 京 Beijing          | 1.47                            | 0.27   | 10.93   | 0.67  | 8.40   | 72.93   | 0.80                           | 14.99                            | 24.27   |
| 天 津 Tianjin          | 0.53                            | 0.55   | 8.82  | 4.75  | 29.75  | 49.17   | 5.15                           | 51.05                            | 5.50  |
| 河 北 Hebei            | 0.20                            | 0.51   | 14.19   | 7.12  | 22.90  | 54.24   | 6.02                           | 44.65                            | 22.48   |
| 山 西 Shanxi           | 0.83                            | 1.07   | 9.41  | 0.98  | 8.23   | 41.90   | 0.10                           | 62.59                            | 13.76   |
| 内 蒙 古 Inner Mongolia | 0.16                            | 0.81   | 16.15   | 2.45  | 27.69  | 51.80   | 2.42                           | 105.64                           | 70.93   |
| 辽 宁 Liaoning         | 0.63                            | 0.79   | 5.02  | 3.71  | 32.58  | 32.54   | 0.90                           | 72.21                            | 30.42   |
| 吉 林 Jilin            | 0.06                            | 1.97   | 14.14   | 4.65  | 45.81  | 14.85   | 2.33                           | 77.95                            | 45.38   |
| 黑 龙 江 Heilongjiang   | 0.11                            | 1.73   | 23.33   | 2.52  | 25.54  | 10.67   | 1.18                           | 57.01                            | 38.44   |
| 上 海 Shanghai         |                                 |  | 0.83  | 5.20  | 2.17   | 48.83   | 0.17                           | 3.67                             | 116.67  |
| 江 苏 Jiangsu          | 0.01                            | 0.09   | 8.63  | 27.52   | 8.26   | 47.10   | 1.32                           | 9.07                             | 21.38   |
| 浙 江 Zhejiang         | 0.76                            | 0.37   | 4.09  | 20.04   | 3.85   | 45.80   | 1.96                           | 4.86                             | 80.81   |
| 安 徽 Anhui            | 0.10                            | 0.45   | 12.49   | 6.10  | 1.13   | 47.75   | 2.05                           | 39.48                            | 32.53   |
| 福 建 Fujian           | 0.09                            | 0.11   | 3.04  | 3.02  | 0.80   | 38.62   | 2.04                           | 37.42                            | 62.57   |
| 江 西 Jiangxi          | 0.24                            | 0.29   | 6.14  | 4.84  | 2.93   | 37.78   | 1.98                           | 57.84                            | 91.73   |
| 山 东 Shandong         | 0.17                            | 0.60   | 7.92  | 5.45  | 17.37  | 108.18  | 12.26                          | 49.52                            | 35.43   |
| 河 南 Henan            | 0.31                            | 1.03   | 14.85   | 6.02  | 6.02   | 74.51   | 3.20                           | 60.59                            | 19.37   |
| 湖 北 Hubei            | 0.15                            | 1.30   | 3.35  | 1.20  | 5.59   | 33.36   | 1.78                           | 46.21                            | 44.20   |
| 湖 南 Hunan            | 0.20                            | 0.14   | 1.83  | 4.12  | 0.54   | 10.18   | 3.66                           | 30.88                            | 31.62   |
| 广 东 Guangdong        | 1.25                            | 0.24   | 7.78  | 5.83  | 2.86   | 21.81   | 3.37                           | 70.00                            | 80.91   |
| 广 西 Guangxi          | 0.22                            | 0.24   | 5.60  | 2.68  | 0.63   | 17.58   | 2.67                           | 78.01                            | 44.62   |
| 海 南 Hainan           | 0.42                            | 0.97   | 4.51  | 4.51  | 3.06   | 13.33   | 10.21                          | 115.31                           | 123.47  |
| 四 川 Sichuan          | 0.27                            | 0.34   | 1.32  | 2.12  | 0.82   | 2.93  | 2.77                           | 29.85                            | 56.77   |
| 贵 州 Guizhou          | 0.04                            | 0.27   | 0.45  | 0.98  | 2.41   | 4.82  | 1.02                           | 81.17                            | 46.21   |
| 云 南 Yunnan           | 0.50                            | 0.17   | 6.00  | 3.90  | 1.71   | 24.26   | 0.63                           | 167.25                           | 64.00   |
| 西 藏 Tibet            | 1.69                            | 0.42   | 12.17   | 4.48  | 12.50  | 24.38   | 0.21                           | 365.10                           | 517.71  |
| 陕 西 Shaanxi          | 0.32                            | 0.77   | 7.46  | 3.27  | 2.12   | 72.09   | 0.50                           | 42.64                            | 38.81   |
| 甘 肃 Gansu            | 0.17                            | 0.10   | 11.50   | 0.89  | 1.94   | 75.78   | 0.17                           | 94.58                            | 32.06   |
| 青 海 Qinghai          | 0.67                            | 0.83   | 25.67   | 1.38  | 13.67  | 62.33   |                                | 188.48                           | 151.67  |
| 宁 夏 Ningxia          | 0.17                            | 0.33   | 21.63   | 1.98  | 1.83   | 81.83   |                                | 105.08                           | 25.50   |
| 新 疆 Xinjiang         | 0.58                            | 2.39   | 11.58   | 1.35  | 32.13  | 59.03   | 0.32                           | 130.79                           | 223.94  |

11-14 各地区农村居民家庭平均每人经营耕地情况 (1993年)  
RURAL HOUSEHOLDS PER CAPITA AREA OF CULTIVATED LAND  
USE BY REGION (1993)

本表为农村住户抽样调查资料。  
Figures in this table are from rural household sample surveys.  
单位: 公顷

(hectares)

| 地区<br>Region       | 经营耕地<br>面积<br>Area of<br>Cultivated<br>Land | 承包地面积<br>Land Under<br>Contract | 自留地面积<br>Family<br>Plots | 经营山地<br>面积<br>Area of<br>Hilly<br>Fields | 承包山面积<br>Land Under<br>Contract | 自留山面积<br>Family<br>Plot | 植树造林<br>面积<br>Afforested<br>Area of<br>Hill Fields | 经营水面<br>面积<br>Area of<br>Water |
|--------------------|---|---------------------------------|--------------------------|--|---------------------------------|-------------------------|--|--------------------------------|
| 全国 National        | 2.17  | 1.94                            | 0.17                     | 0.76                                     | 0.19                            | 0.15                    | 0.06   | 0.02                           |
| 北京 Beijing         | 0.95  | 0.84                            | 0.05                     | 0.11                                     | 0.09                            | 0.01                    | 0.04   | 0.01                           |
| 天津 Tianjin         | 2.05  | 1.90                            | 0.12                     |  |                                 |                         |  | ...                            |
| 河北 Hebei           | 2.08  | 1.95                            | 0.12                     | 0.08                                     | 0.06                            | 0.02                    | 0.05   | ...                            |
| 山西 Shanxi          | 3.25  | 2.79                            | 0.34                     | 0.16                                     | 0.10                            | 0.06                    | 0.07   |                                |
| 内蒙古 Inner Mongolia | 7.61  | 6.27                            | 1.01                     | 0.17                                     | 0.13                            | 0.03                    | 0.06   | ...                            |
| 辽宁 Liaoning        | 2.84  | 2.40                            | 0.34                     | 0.37                                     | 0.12                            | 0.23                    | 0.06   | ...                            |
| 吉林 Jilin           | 5.28  | 4.56                            | 0.54                     | 0.09                                     | 0.03                            | 0.06                    | 0.05   | ...                            |
| 黑龙江 Heilongjiang   | 7.91  | 7.25                            | 0.46                     | 0.02                                     | 0.02                            | ...                     | ...  | ...                            |
| 上海 Shanghai        | 1.14  | 1.05                            | 0.09                     | ...                                      | ...                             |                         |  |                                |
| 江苏 Jiangsu         | 1.35  | 1.24                            | 0.10                     | 0.01                                     | 0.01                            | ...                     |  | 0.01                           |
| 浙江 Zhejiang        | 0.94  | 0.84                            | 0.08                     | 0.63                                     | 0.23                            | 0.38                    | 0.07   | 0.04                           |
| 安徽 Anhui           | 1.66  | 1.53                            | 0.06                     | 0.60                                     | 0.23                            | 0.36                    | 0.02   | 0.01                           |
| 福建 Fujian          | 1.09  | 0.88                            | 0.08                     | 1.33                                     | 0.79                            | 0.33                    | 0.43   | 0.01                           |
| 江西 Jiangxi         | 1.38  | 1.27                            | 0.09                     | 0.77                                     | 0.44                            | 0.32                    | 0.12   | 0.03                           |
| 山东 Shandong        | 1.42  | 1.39                            | 0.02                     | 0.02                                     | 0.02                            | ...                     | ...  | 0.02                           |
| 河南 Henan           | 1.64  | 1.54                            | 0.08                     | 0.03                                     | 0.02                            | 0.01                    | ...  | ...                            |
| 湖北 Hubei           | 1.43  | 1.33                            | 0.09                     | 0.60                                     | 0.24                            | 0.35                    | 0.02   | 0.13                           |
| 湖南 Hunan           | 1.19  | 1.05                            | 0.11                     | 0.62                                     | 0.29                            | 0.22                    | 0.04   | 0.04                           |
| 广东 Guangdong       | 0.97  | 0.84                            | 0.09                     | 0.50                                     | 0.20                            | 0.27                    | 0.14   | 0.09                           |
| 广西 Guangxi         | 1.23  | 1.00                            | 0.10                     | 0.44                                     | 0.31                            | 0.09                    | 0.08   | 0.02                           |
| 海南 Hainan          | 1.51  | 1.22                            | 0.19                     | 0.46                                     | 0.31                            | 0.08                    | 0.17   | 0.01                           |
| 四川 Sichuan         | 1.17  | 1.04                            | 0.11                     | 0.29                                     | 0.13                            | 0.16                    | 0.04   | 0.01                           |
| 贵州 Guizhou         | 1.29  | 1.10                            | 0.16                     | 0.35                                     | 0.19                            | 0.13                    | 0.06   | ...                            |
| 云南 Yunnan          | 1.67  | 1.42                            | 0.17                     | 1.07                                     | 0.41                            | 0.37                    | 0.08   | ...                            |
| 西藏 Tibet           | 2.48  | 2.43                            | 0.04                     |  |                                 |                         |  |                                |
| 陕西 Shaanxi         | 2.69  | 2.49                            | 0.15                     | 0.61                                     | 0.45                            | 0.12                    | 0.08   | ...                            |
| 甘肃 Gansu           | 3.10  | 2.78                            | 0.27                     | 0.48                                     | 0.19                            | 0.05                    | 0.06   | ...                            |
| 青海 Qinghai         | 2.36  | 2.09                            | 0.25                     | 0.80                                     | 0.80                            | ...                     | 0.08   | ...                            |
| 宁夏 Ningxia         | 3.64  | 3.30                            | 0.27                     | 0.21                                     | 0.19                            | 0.01                    |  | ...                            |
| 新疆 Xinjiang        | 4.52  | 3.61                            | 0.24                     | 0.03                                     | 0.02                            | ...                     | ...  | ...                            |



11-15 农作物总播种面积 (1993年)  
TOTAL SOWN AREAS OF FARM CROPS (1993)

单位: 千公顷

(1 000 ha)

| 年 份<br>Year | 地 区<br>Region  | 农作物总<br>播种面积<br>Total Sown<br>Area | 粮食作物<br>播种面积<br>Grain<br>Crops Sown<br>Area | 谷 物<br>Cereal |              |             | 豆 类<br>Soybeans |         |
|-------------|----------------|------------------------------------|---|---------------|--------------|-------------|-----------------|---------|
|             |                |                                    |   | 稻 谷<br>Rice   | 小 麦<br>Wheat | 玉 米<br>Corn |                 |         |
| 1978        |                | 150 104                            | 120 587                                     |               | 34 421       | 29 183      | 19 961          |         |
| 1980        |                | 146 379                            | 117 234                                     |               | 33 879       | 29 228      | 20 353          |         |
| 1983        |                | 143 993                            | 114 047                                     |               | 33 137       | 29 050      | 18 824          |         |
| 1984        |                | 144 221                            | 112 884                                     |               | 33 179       | 29 577      | 18 537          |         |
| 1985        |                | 143 626                            | 108 845                                     |               | 32 070       | 29 218      | 17 694          |         |
| 1986        |                | 144 204                            | 110 933                                     |               | 32 266       | 29 616      | 19 124          |         |
| 1987        |                | 144 957                            | 111 268                                     |               | 32 193       | 28 798      | 20 212          |         |
| 1988        |                | 144 869                            | 110 123                                     |               | 31 987       | 28 785      | 19 692          |         |
| 1989        |                | 146 554                            | 112 205                                     |               | 32 700       | 29 841      | 20 353          |         |
| 1990        |                | 148 362                            | 113 466                                     |               | 33 064       | 30 753      | 21 401          |         |
| 1991        |                | 149 586                            | 112 314                                     |               | 32 590       | 30 948      | 21 574          |         |
| 1992        |                | 149 007                            | 110 560                                     | 92 520        | 32 090       | 30 496      | 21 044          |         |
| 1993        |                | 147 741                            | 110 509                                     | 88 912        | 30 355       | 30 235      | 20 694          |         |
| 北京          | Beijing        | 565.3                              | 455.5                                       | 437.5         | 26.5         | 177.7       | 218.2           | 11.4    |
| 天津          | Tianjin        | 565.7                              | 451.5                                       | 368.6         | 41.6         | 138.1       | 156.3           | 78.7    |
| 河北          | Hebei          | 8 676.7                            | 7 040.5                                     | 5 788.9       | 126.7        | 2 525.5     | 2 128.7         | 825.3   |
| 山西          | Shanxi         | 3 999.0                            | 3 280.5                                     | 2 501.8       | 7.5          | 1 023.5     | 652.2           | 485.2   |
| 内蒙古         | Inner Mongolia | 4 868.3                            | 3 987.1                                     | 2 935.7       | 73.4         | 1 188.8     | 762.4           | 788.5   |
| 辽宁          | Liaoning       | 3 630.0                            | 3 049.1                                     | 2 599.0       | 484.2        | 183.1       | 1 416.2         | 350.2   |
| 吉林          | Jilin          | 4 050.7                            | 3 526.7                                     | 2 832.0       | 427.7        | 113.6       | 2 039.0         | 606.7   |
| 黑龙江         | Heilongjiang   | 8 647.2                            | 7 557.6                                     | 4 251.1       | 735.5        | 1 336.5     | 1 776.8         | 3 071.8 |
| 上海          | Shanghai       | 558.1                              | 363.1                                       | 351.4         | 215.8        | 75.8        | 8.4             | 11.7    |
| 江苏          | Jiangsu        | 8 032.3                            | 6 029.7                                     | 5 413.7       | 2 278.5      | 2 281.7     | 472.4           | 415.0   |
| 浙江          | Zhejiang       | 3 926.2                            | 2 844.5                                     | 2 569.1       | 2 135.8      | 248.5       | 40.0            | 130.9   |
| 安徽          | Anhui          | 8 265.1                            | 6 038.2                                     | 4 851.1       | 2 169.8      | 2 084.9     | 462.3           | 619.1   |
| 福建          | Fujian         | 2 733.3                            | 1 967.2                                     | 1 532.2       | 1 383.1      | 83.5        | 28.1            | 113.6   |
| 江西          | Jiangxi        | 5 721.0                            | 3 360.1                                     | 2 974.7       | 2 865.1      | 74.0        | 18.7            | 240.5   |
| 山东          | Shandong       | 10 743.5                           | 8 213.4                                     | 6 931.9       | 108.8        | 4 156.0     | 2 439.8         | 622.9   |
| 河南          | Henan          | 12 068.0                           | 8 969.0                                     | 7 494.0       | 444.0        | 4 840.0     | 1 957.0         | 756.0   |
| 湖北          | Hubei          | 7 125.5                            | 4 812.1                                     | 4 115.7       | 2 377.8      | 1 271.2     | 366.0           | 312.0   |
| 湖南          | Hunan          | 7 653.9                            | 5 050.5                                     | 4 423.9       | 4 025.9      | 177.0       | 126.8           | 264.5   |
| 广东          | Guangdong      | 5 145.6                            | 3 334.2                                     | 2 754.8       | 2 629.9      | 39.2        | 52.1            | 125.0   |
| 广西          | Guangxi        | 5 385.2                            | 3 538.8                                     | 2 981.9       | 2 418.5      | 14.1        | 526.6           | 285.8   |
| 海南          | Hainan         | 884.4                              | 602.3                                       | 420.2         | 390.4        |             | 14.5            | 13.9    |
| 四川          | Sichuan        | 12 664.2                           | 9 897.8                                     | 7 443.4       | 3 043.3      | 2 338.1     | 1 705.6         | 553.4   |
| 贵州          | Guizhou        | 3 971.9                            | 2 697.1                                     | 2 027.3       | 714.8        | 551.9       | 605.7           | 211.6   |
| 云南          | Yunnan         | 4 770.0                            | 3 527.0                                     | 2 756.0       | 931.0        | 611.0       | 934.0           | 473.0   |
| 西藏          | Tibet          | 215.0                              | 192.3                                       | 172.6         | 1.1          | 43.6        | 2.7             | 18.5    |
| 陕西          | Shaanxi        | 4 790.2                            | 4 049.3                                     | 3 273.3       | 161.9        | 1 643.5     | 1 001.0         | 416.2   |
| 甘肃          | Gansu          | 3 638.7                            | 2 846.0                                     | 2 218.9       | 6.4          | 1 403.6     | 309.0           | 330.0   |
| 青海          | Qinghai        | 548.2                              | 389.8                                       | 287.7         |              | 209.9       |                 | 65.5    |
| 宁夏          | Ningxia        | 905.0                              | 730.9                                       | 577.1         | 62.8         | 313.3       | 75.7            | 109.3   |
| 新疆          | Xinjiang       | 2 992.7                            | 1 706.9                                     | 1 626.4       | 67.5         | 1 087.0     | 397.9           | 70.5    |

续表 1 continued

单位: 千公顷

(1 000 ha)

| 年 份<br>Year | 地 区<br>Region  | 薯 类<br>Tubers | 油 料<br>Oilbearing Crops |                     | 棉 花<br>Cotton Crops | 麻 类<br>Hemp Crops | # 黄红麻<br>Jute and Ambar<br>Hemp | 糖 料<br>Sugar Crops |       |
|-------------|----------------|---------------|-------------------------|---------------------|---------------------|-------------------|---------------------------------|--------------------|-------|
|             |                |               | # 花 生<br>Peanuts        | # 油 菜 籽<br>Rapeseed |                     |                   |                                 |                    |       |
| 1978        |                | 11 796        | 6 222                   | 1 768               | 2 599               | 4 867             | 751                             | 412                | 879   |
| 1980        |                | 10 153        | 7 928                   | 2 339               | 2 844               | 4 920             | 666                             | 314                | 922   |
| 1983        |                | 9 402         | 8 390                   | 2 201               | 3 669               | 6 077             | 389                             | 227                | 1 198 |
| 1984        |                | 8 988         | 8 678                   | 2 421               | 3 413               | 6 923             | 486                             | 320                | 1 230 |
| 1985        |                | 8 572         | 11 800                  | 3 319               | 4 494               | 5 141             | 1 231                           | 991                | 1 525 |
| 1986        |                | 8 685         | 11 414                  | 3 253               | 4 916               | 4 306             | 762                             | 345                | 1 470 |
| 1987        |                | 8 867         | 11 180                  | 3 022               | 5 267               | 4 844             | 967                             | 272                | 1 357 |
| 1988        |                | 9 054         | 10 619                  | 2 977               | 4 937               | 5 535             | 735                             | 277                | 1 669 |
| 1989        |                | 9 097         | 10 504                  | 2 946               | 4 993               | 5 203             | 563                             | 286                | 1 529 |
| 1990        |                | 9 121         | 10 900                  | 2 907               | 5 503               | 5 588             | 495                             | 300                | 1 679 |
| 1991        |                | 9 078         | 11 530                  | 2 880               | 6 133               | 6 538             | 453                             | 270                | 1 947 |
| 1992        |                | 9 057         | 11 489                  | 2 976               | 5 976               | 6 835             | 434                             | 277                | 1 906 |
| 1993        |                | 9 220         | 11 142                  | 3 379               | 5 300               | 4 985             | 420                             | 274                | 1 687 |
| 北 京         | Beijing        | 6.6           | 12.6                    | 11.6                |                     | 4.1               |                                 |                    |       |
| 天 津         | Tianjin        | 4.2           | 24.6                    | 8.4                 |                     | 9.8               | 0.8                             | 0.8                |       |
| 河 北         | Hebei          | 426.3         | 556.3                   | 329.1               | 30.3                | 520.0             | 8.1                             | 6.9                | 7.7   |
| 山 西         | Shanxi         | 293.5         | 339.8                   | 25.5                | 7.7                 | 93.3              | 1.6                             |                    | 26.0  |
| 内 蒙 古       | Inner Mongolia | 263.0         | 502.7                   | 0.3                 | 79.3                |                   | 1.1                             |                    | 109.0 |
| 辽 宁         | Liaoning       | 99.9          | 141.3                   | 91.6                | 0.2                 | 24.6              | 0.9                             |                    | 23.2  |
| 吉 林         | Jilin          | 88.0          | 153.3                   | 23.9                |                     |                   | 2.1                             |                    | 43.9  |
| 黑 龙 江       | Heilongjiang   | 234.7         | 155.4                   | 0.8                 | 65.6                |                   | 64.9                            |                    | 284.2 |
| 上 海         | Shanghai       |               | 73.5                    | 0.8                 | 72.7                | 9.6               |                                 |                    | 1.0   |
| 江 苏         | Jiangsu        | 201.0         | 593.0                   | 125.4               | 458.3               | 517.7             | 5.8                             | 5.2                | 6.8   |
| 浙 江         | Zhejiang       | 144.5         | 236.0                   | 8.8                 | 223.6               | 60.9              | 13.9                            | 13.7               | 14.5  |
| 安 徽         | Anhui          | 568.0         | 997.1                   | 153.7               | 748.8               | 353.2             | 84.1                            | 76.4               | 4.9   |
| 福 建         | Fujian         | 321.5         | 114.2                   | 94.3                | 18.1                |                   | 0.9                             | 0.6                | 40.3  |
| 江 西         | Jiangxi        | 144.9         | 841.0                   | 131.1               | 648.8               | 151.3             | 11.9                            | 6.9                | 43.4  |
| 山 东         | Shandong       | 658.7         | 781.4                   | 768.8               | 3.1                 | 760.0             | 8.7                             | 6.5                | 1.3   |
| 河 南         | Henan          | 719.0         | 1 075.0                 | 596.0               | 202.0               | 974.0             | 74.0                            | 71.0               | 2.0   |
| 湖 北         | Hubei          | 384.3         | 733.5                   | 79.7                | 522.1               | 486.1             | 31.7                            | 22.4               | 15.0  |
| 湖 南         | Hunan          | 362.1         | 700.2                   | 106.4               | 585.7               | 172.1             | 17.2                            | 3.1                | 32.9  |
| 广 东         | Guangdong      | 454.4         | 350.5                   | 333.2               | 13.4                |                   | 4.9                             | 4.9                | 251.1 |
| 广 西         | Guangxi        | 271.1         | 235.3                   | 188.9               | 31.5                | 3.8               | 16.3                            | 15.4               | 395.9 |
| 海 南         | Hainan         | 168.2         | 48.5                    | 42.1                |                     |                   | 0.5                             | 0.5                | 87.4  |
| 四 川         | Sichuan        | 1 901.0       | 892.0                   | 166.8               | 710.7               | 131.9             | 54.5                            | 39.6               | 36.3  |
| 贵 州         | Guizhou        | 458.2         | 387.0                   | 27.3                | 350.5               | 2.5               | 3.4                             | 0.3                | 6.6   |
| 云 南         | Yunnan         | 298.0         | 118.0                   | 32.0                | 72.0                | 2.0               | 4.0                             |                    | 151.0 |
| 西 藏         | Tibet          | 1.2           | 11.5                    |                     |                     |                   |                                 |                    |       |
| 陕 西         | Shaanxi        | 359.8         | 303.0                   | 32.3                | 139.4               | 90.0              | 2.5                             |                    | 3.8   |
| 甘 肃         | Gansu          | 297.1         | 308.7                   | 0.3                 | 92.9                | 12.1              | 2.4                             |                    | 24.4  |
| 青 海         | Qinghai        | 36.7          | 129.0                   |                     | 124.6               |                   |                                 |                    | ...   |
| 宁 夏         | Ningxia        | 44.5          | 96.0                    |                     |                     |                   |                                 |                    | 14.0  |
| 新 疆         | Xinjiang       | 10.0          | 232.0                   | 0.4                 | 99.2                | 606.4             | 3.3                             |                    | 59.9  |

单位: 千公顷

续表 2 continued

(1 000 ha)

| 年 份<br>Year | 地 区<br>Region  | # 甘蔗<br>Sugarcane  |                            | 烟 叶<br>Tobacco Crops |       | 蔬 菜<br>Vegetable Crops | 茶 园 面 积<br>Tea Plantations at Year-end | 果 园 面 积<br>Orchards at Year-end |
|-------------|----------------|--------------------|----------------------------|----------------------|-------|------------------------|--|---------------------------------|
|             |                | # 甜 菜<br>Beetroots | # 烤 烟<br>Fluecured Tobacco |                      |       |                        |  |                                 |
| 1978        |                | 549                | 331                        | 784                  | 613   | 3 331                  | 1 048                                  | 1 657                           |
| 1980        |                | 479                | 443                        | 512                  | 397   | 3 163                  | 1 041                                  | 1 783                           |
| 1983        |                | 654                | 544                        | 768                  | 572   | 4 102                  | 1 105                                  | 2 015                           |
| 1984        |                | 728                | 502                        | 897                  | 715   | 4 320                  | 1 077                                  | 2 219                           |
| 1985        |                | 965                | 561                        | 1 313                | 1 077 | 4 753                  | 1 045                                  | 2 736                           |
| 1986        |                | 950                | 521                        | 1 125                | 895   | 5 304                  | 1 024                                  | 3 672                           |
| 1987        |                | 859                | 498                        | 1 128                | 913   | 5 572                  | 1 044                                  | 4 508                           |
| 1988        |                | 924                | 745                        | 1 555                | 1 304 | 6 032                  | 1 056                                  | 5 066                           |
| 1989        |                | 959                | 569                        | 1 798                | 1 503 | 6 290                  | 1 065                                  | 5 372                           |
| 1990        |                | 1 009              | 670                        | 1 593                | 1 342 | 6 338                  | 1 061                                  | 5 179                           |
| 1991        |                | 1 164              | 783                        | 1 804                | 1 562 | 6 546                  | 1 060                                  | 5 318                           |
| 1992        |                | 1 246              | 660                        | 2 093                | 1 849 | 7 031                  | 1 084                                  | 5 818                           |
| 1993        |                | 1 088              | 599                        | 2 089                | 1 835 | 8 084                  | 1 171                                  | 6 432                           |
| 北 京         | Beijing        |                    |                            |                      |       | 78.2                   |  | 52.1                            |
| 天 津         | Tianjin        |                    |                            | 0.2                  |       | 66.1                   |  | 29.1                            |
| 河 北         | Hebei          |                    | 7.7                        | 7.3                  | 3.9   | 350.1                  |  | 731.2                           |
| 山 西         | Shanxi         |                    | 26.0                       | 10.5                 | 10.3  | 132.9                  |  | 242.6                           |
| 内 蒙 古       | Inner Mongolia |                    | 109.0                      | 3.8                  | 1.7   | 82.0                   |  | 59.9                            |
| 辽 宁         | Liaoning       |                    | 23.2                       | 24.1                 | 17.5  | 294.6                  |  | 419.6                           |
| 吉 林         | Jilin          |                    | 43.9                       | 41.9                 | 24.3  | 185.0                  |  | 74.7                            |
| 黑 龙 江       | Heilongjiang   |                    | 284.2                      | 83.9                 | 77.5  | 262.9                  |  | 37.5                            |
| 上 海         | Shanghai       | 1.0                |                            |                      |       | 77.8                   |  | 12.6                            |
| 江 苏         | Jiangsu        | 5.5                | 1.3                        | 2.5                  | 2.0   | 468.7                  | 16.1                                   | 127.9                           |
| 浙 江         | Zhejiang       | 14.5               |                            | 1.9                  |       | 283.4                  | 145.4                                  | 221.7                           |
| 安 徽         | Anhui          | 4.9                | 0.1                        | 22.6                 | 20.7  | 315.0                  | 123.5                                  | 78.8                            |
| 福 建         | Fujian         | 40.3               |                            | 96.7                 | 93.6  | 330.8                  | 130.7                                  | 459.2                           |
| 江 西         | Jiangxi        | 43.4               |                            | 44.0                 | 37.4  | 371.6                  | 55.1                                   | 137.3                           |
| 山 东         | Shandong       |                    | 1.3                        | 76.3                 | 73.3  | 635.8                  | 1.5                                    | 787.8                           |
| 河 南         | Henan          | 2.0                |                            | 229.0                | 219.0 | 488.0                  | 22.0                                   | 279.0                           |
| 湖 北         | Hubei          | 15.0               | ...                        | 99.1                 | 64.3  | 506.4                  | 103.2                                  | 165.2                           |
| 湖 南         | Hunan          | 32.9               |                            | 134.3                | 111.5 | 426.0                  | 142.4                                  | 249.4                           |
| 广 东         | Guangdong      | 251.1              |                            | 49.3                 | 38.9  | 704.7                  | 43.0                                   | 681.9                           |
| 广 西         | Guangxi        | 395.9              |                            | 56.4                 | 42.5  | 398.7                  | 25.5                                   | 280.5                           |
| 海 南         | Hainan         | 87.4               |                            | 0.8                  | 0.8   | 82.7                   | 7.5                                    | 21.0                            |
| 四 川         | Sichuan        | 36.2               | 0.1                        | 181.4                | 118.2 | 765.2                  | 109.8                                  | 270.6                           |
| 贵 州         | Guizhou        | 6.5                | 0.1                        | 331.6                | 310.1 | 258.0                  | 49.3                                   | 35.7                            |
| 云 南         | Yunnan         | 151.0              |                            | 488.0                | 474.0 | 190.0                  | 164.0                                  | 109.0                           |
| 西 藏         | Tibet          |                    |                            |                      |       |                        | 0.1                                    | 0.6                             |
| 陕 西         | Shaanxi        | 0.2                | 3.6                        | 76.0                 | 70.6  | 152.1                  | 31.0                                   | 477.8                           |
| 甘 肃         | Gansu          |                    | 24.4                       | 26.1                 | 23.0  | 77.8                   | 0.6                                    | 217.2                           |
| 青 海         | Qinghai        |                    | ...                        | 0.1                  |       | 10.2                   |  | 6.2                             |
| 宁 夏         | Ningxia        |                    | 14.0                       |                      |       | 24.0                   |  | 32.0                            |
| 新 疆         | Xinjiang       |                    | 59.9                       | 1.2                  | 0.4   | 65.0                   |  | 133.9                           |

11-16 主要农产品产量(1993年)  
OUTPUT OF MAJOR FARM CROPS (1993)

单位: 万吨

(10 000 tn)

| 年份地区<br>Year Region  | 粮 食<br>Grain | 谷 物<br>Cereal |              |             | 豆 类<br>Soybeans | 薯 类<br>Tubers | 油 料<br>Oil-<br>Bearing<br>Crops |         |
|----------------------|--------------|---------------|--------------|-------------|-----------------|---------------|---------------------------------|---------|
|                      |              | 稻 谷<br>Rice   | 小 麦<br>Wheat | 玉 米<br>Corn |                 |               |                                 |         |
| 1978                 | 30 477.0     | 13 693.0      | 5 384.0      | 5 595.0     |                 | 3 174.0       | 521.8                           |         |
| 1980                 | 32 056.0     | 13 991.0      | 5 521.0      | 6 260.0     |                 | 2 873.0       | 769.1                           |         |
| 1983                 | 38 728.0     | 16 887.0      | 8 139.0      | 6 821.0     |                 | 2 925.0       | 1 055.0                         |         |
| 1984                 | 40 731.0     | 17 826.0      | 8 782.0      | 7 341.0     |                 | 2 848.0       | 1 191.0                         |         |
| 1985                 | 37 911.0     | 16 857.0      | 8 581.0      | 6 383.0     |                 | 2 604.0       | 1 578.4                         |         |
| 1986                 | 39 151.0     | 17 222.0      | 9 004.0      | 7 086.0     |                 | 2 534.0       | 1 473.8                         |         |
| 1987                 | 40 298.0     | 17 426.0      | 8 590.0      | 7 924.0     |                 | 2 820.0       | 1 527.8                         |         |
| 1988                 | 39 408.0     | 16 911.0      | 8 543.0      | 7 735.0     |                 | 2 697.0       | 1 320.3                         |         |
| 1989                 | 40 755.0     | 18 013.0      | 9 081.0      | 7 893.0     |                 | 2 730.0       | 1 295.2                         |         |
| 1990                 | 44 624.0     | 18 933.0      | 9 823.0      | 9 682.0     |                 | 2 743.0       | 1 613.2                         |         |
| 1991                 | 43 529.0     |               | 18 381.0     | 9 595.0     | 9 877.0         | 2 716.0       | 1 638.3                         |         |
| 1992                 | 44 265.8     | 40 169.6      | 18 622.2     | 10 158.7    | 9 538.3         | 1 252.0       | 2 844.2                         | 1 641.2 |
| 1993                 | 45 648.8     | 40 517.4      | 17 770.2     | 10 639.0    | 10 270.4        | 1 950.4       | 3 181.1                         | 1 803.9 |
| 北 京 Beijing          | 284.0        | 278.3         | 18.6         | 104.8       | 151.6           | 2.8           | 2.9                             | 3.8     |
| 天 津 Tianjin          | 199.8        | 184.2         | 31.8         | 59.1        | 80.8            | 13.5          | 2.1                             | 4.4     |
| 河 北 Hebei            | 2 380.2      | 2 136.4       | 86.6         | 902.1       | 965.1           | 107.8         | 136.0                           | 80.5    |
| 山 西 Shanxi           | 990.2        | 850.4         | 4.3          | 325.4       | 335.3           | 57.7          | 82.1                            | 39.7    |
| 内 蒙 古 Inner Mongolia | 1 108.4      | 930.9         | 33.0         | 298.5       | 454.0           | 113.6         | 63.8                            | 72.6    |
| 辽 宁 Liaoning         | 1 696.0      | 1 609.5       | 376.5        | 66.5        | 959.7           | 52.5          | 34.0                            | 21.8    |
| 吉 林 Jilin            | 1 900.9      | 1 746.4       | 289.0        | 30.8        | 1 344.6         | 119.9         | 34.6                            | 28.6    |
| 黑 龙 江 Heilongjiang   | 2 390.8      | 1 813.4       | 388.3        | 340.0       | 956.6           | 491.5         | 86.0                            | 16.1    |
| 上 海 Shanghai         | 210.0        | 207.2         | 154.0        | 28.6        | 5.6             | 2.8           |                                 | 13.2    |
| 江 苏 Jiangsu          | 3 191.8      | 3 018.5       | 1 680.0      | 941.9       | 260.0           | 85.7          | 87.6                            | 125.7   |
| 浙 江 Zhejiang         | 1 436.2      | 1 349.6       | 1 216.7      | 69.4        | 12.7            | 26.2          | 60.4                            | 38.6    |
| 安 徽 Anhui            | 2 569.9      | 2 230.8       | 1 248.6      | 716.9       | 234.1           | 99.9          | 239.2                           | 157.2   |
| 福 建 Fujian           | 869.0        | 730.1         | 694.5        | 21.2        | 5.9             | 17.2          | 121.7                           | 20.7    |
| 江 西 Jiangxi          | 1 517.1      | 1 429.4       | 1 410.6      | 9.5         | 6.0             | 33.0          | 54.7                            | 77.8    |
| 山 东 Shandong         | 3 964.6      | 3 388.9       | 75.3         | 1 936.0     | 1 302.3         | 134.8         | 440.9                           | 268.4   |
| 河 南 Henan            | 3 639.0      | 3 222.0       | 288.0        | 1 922.0     | 947.0           | 121.0         | 296.0                           | 204.5   |
| 湖 北 Hubei            | 2 325.7      | 2 150.1       | 1 621.5      | 386.7       | 116.4           | 57.8          | 117.8                           | 111.7   |
| 湖 南 Hunan            | 2 570.2      | 2 419.0       | 2 343.5      | 27.8        | 31.5            | 41.4          | 109.8                           | 79.1    |
| 广 东 Guangdong        | 1 601.5      | 1 422.0       | 1 390.9      | 9.6         | 15.8            | 18.2          | 161.3                           | 67.2    |
| 广 西 Guangxi          | 1 456.5      | 1 386.5       | 1 228.3      | 1.7         | 154.4           | 27.7          | 42.3                            | 36.9    |
| 海 南 Hainan           | 184.1        | 153.1         | 150.1        |             | 1.5             | 0.6           | 30.4                            | 6.2     |
| 四 川 Sichuan          | 4 150.6      | 3 439.9       | 2 027.1      | 701.6       | 621.9           | 86.5          | 624.2                           | 133.9   |
| 贵 州 Guizhou          | 869.5        | 735.9         | 369.7        | 137.3       | 217.8           | 22.9          | 110.7                           | 43.3    |
| 云 南 Yunnan           | 1 085.2      | 936.5         | 476.5        | 135.0       | 287.4           | 76.5          | 72.2                            | 13.4    |
| 西 藏 Tibet            | 65.5         | 61.0          | 0.4          | 19.6        | 0.9             | 4.3           | 0.2                             | 1.8     |
| 陕 西 Shaanxi          | 1 215.6      | 1 082.2       | 86.3         | 495.5       | 425.2           | 44.1          | 89.3                            | 40.8    |
| 甘 肃 Gansu            | 758.3        | 649.0         | 3.6          | 375.1       | 123.3           | 52.4          | 56.9                            | 37.5    |
| 青 海 Qinghai          | 118.6        | 91.2          |              | 73.9        |                 | 15.4          | 12.0                            | 15.2    |
| 宁 夏 Ningxia          | 205.2        | 188.5         | 44.0         | 86.4        | 46.5            | 8.7           | 8.0                             | 6.3     |
| 新 疆 Xinjiang         | 694.5        | 676.5         | 32.6         | 416.1       | 206.6           | 14.0          | 4.0                             | 37.0    |

续表 1 continued

单位: 万吨

| 年 份<br>Year | 地 区<br>Region  | # 花 生<br>Peanuts | # 油 菜 籽<br>Rapeseed | # 芝 麻<br>Sesame | 棉 花<br>Cotton<br>Crops | 麻 类<br>Hemp<br>Crops | # 黄 红 麻<br>Jute and<br>Ambar<br>Hemp | 山 蔗<br>Sugarcane | 甜 菜<br>Beetroots |
|-------------|----------------|------------------|---------------------|-----------------|------------------------|----------------------|--------------------------------------|------------------|------------------|
|             |                |                  |                     |                 |                        |                      |                                      |                  |                  |
| 1978        |                | 237.7            | 186.8               | 32.2            | 216.7                  | 135.1                | 54.4                                 | 2 111.6          | 270.2            |
| 1980        |                | 360.0            | 238.4               | 25.9            | 270.7                  | 143.6                | 54.9                                 | 2 280.7          | 630.5            |
| 1983        |                | 395.1            | 428.7               | 34.9            | 463.7                  | 124.8                | 51.0                                 | 3 114.1          | 918.2            |
| 1984        |                | 481.5            | 420.5               | 47.6            | 625.8                  | 178.8                | 74.6                                 | 3 951.9          | 828.4            |
| 1985        |                | 666.4            | 560.7               | 69.1            | 414.7                  | 444.8                | 206.0                                | 5 154.9          | 891.9            |
| 1986        |                | 588.2            | 588.1               | 61.8            | 354.0                  | 192.7                | 71.0                                 | 5 021.9          | 830.6            |
| 1987        |                | 617.3            | 660.5               | 52.6            | 424.5                  | 208.4                | 56.9                                 | 4 736.3          | 814.0            |
| 1988        |                | 569.3            | 504.4               | 40.4            | 414.9                  | 127.0                | 54.0                                 | 4 906.4          | 1 281.0          |
| 1989        |                | 536.3            | 543.6               | 33.8            | 378.8                  | 112.4                | 66.0                                 | 4 879.5          | 924.3            |
| 1990        |                | 636.8            | 695.8               | 46.9            | 450.8                  | 109.7                | 72.6                                 | 5 762.0          | 1 452.5          |
| 1991        |                | 630.3            | 743.6               | 43.5            | 567.5                  | 88.4                 | 51.3                                 | 6 789.8          | 1 628.9          |
| 1992        |                | 595.3            | 765.3               | 51.6            | 450.8                  | 93.8                 | 61.9                                 | 7 301.1          | 1 506.9          |
| 1993        |                | 842.1            | 693.9               | 56.3            | 373.9                  | 96.0                 | 67.2                                 | 6 419.4          | 1 204.8          |
| 北 京         | Beijing        | 3.6              |                     | ...             | 0.4                    | ...                  |                                      |                  |                  |
| 天 津         | Tianjin        | 2.1              |                     | 0.2             | 0.8                    | 0.2                  | 0.2                                  |                  |                  |
| 河 北         | Hebei          | 69.5             | 1.4                 | 2.9             | 19.2                   | 1.9                  | 1.8                                  |                  | 9.2              |
| 山 西         | Shanxi         | 5.0              | 1.7                 | 2.2             | 7.0                    | 0.3                  |                                      |                  | 67.4             |
| 内 蒙 古       | Inner Mongolia | 0.1              | 5.7                 | 0.5             | ...                    | 0.2                  |                                      |                  | 278.6            |
| 辽 宁         | Liaoning       | 16.8             | ...                 | 1.8             | 1.9                    | 0.1                  | ...                                  |                  | 53.8             |
| 吉 林         | Jilin          | 4.8              |                     | 0.3             |                        |                      |                                      |                  | 97.2             |
| 黑 龙 江       | Heilongjiang   | 0.1              | 4.3                 | 0.1             |                        | 17.2                 |                                      |                  | 298.7            |
| 上 海         | Shanghai       | 0.2              | 12.9                |                 | 0.9                    |                      |                                      | 4.1              |                  |
| 江 苏         | Jiangsu        | 37.7             | 87.0                | 0.9             | 42.9                   | 1.7                  | 1.6                                  | 30.9             | 2.3              |
| 浙 江         | Zhejiang       | 1.9              | 36.3                | 0.4             | 5.8                    | 4.2                  | 4.2                                  | 79.2             |                  |
| 安 徽         | Anhui          | 44.2             | 106.2               | 6.8             | 26.0                   | 18.8                 | 17.8                                 | 18.6             | ...              |
| 福 建         | Fujian         | 19.0             | 1.5                 |                 |                        | 0.1                  | 0.1                                  | 279.3            |                  |
| 江 西         | Jiangxi        | 25.7             | 48.1                | 4.0             | 15.6                   | 2.4                  | 1.8                                  | 231.1            |                  |
| 山 东         | Shandong       | 266.8            | 0.5                 | 1.0             | 41.0                   | 2.2                  | 1.9                                  |                  | 4.0              |
| 河 南         | Henan          | 155.9            | 30.6                | 17.9            | 66.0                   | 17.5                 | 16.8                                 | 15.3             | ...              |
| 湖 北         | Hubei          | 20.7             | 78.3                | 12.2            | 42.5                   | 8.8                  | 7.7                                  | 79.5             | ...              |
| 湖 南         | Hunan          | 16.6             | 61.8                | 0.6             | 21.1                   | 3.3                  | 1.0                                  | 178.4            |                  |
| 广 东         | Guangdong      | 66.0             | 0.9                 | 0.3             |                        | 1.3                  | 1.3                                  | 1 712.4          |                  |
| 广 西         | Guangxi        | 34.2             | 2.0                 | 0.6             | 0.1                    | 3.1                  | 3.0                                  | 2 305.3          |                  |
| 海 南         | Hainan         | 5.9              |                     | 0.3             |                        | 0.1                  | 0.1                                  | 381.6            |                  |
| 四 川         | Sichuan        | 30.3             | 102.2               | 0.5             | 8.2                    | 9.8                  | 7.8                                  | 180.0            | 0.2              |
| 贵 州         | Guizhou        | 3.9              | 38.6                | ...             | 0.1                    | 0.2                  | ...                                  | 23.0             | ...              |
| 云 南         | Yunnan         | 3.4              | 9.0                 | ...             | 0.1                    | 0.2                  | ...                                  | 899.9            | 0.4              |
| 西 藏         | Tibet          |                  |                     |                 |                        |                      |                                      |                  |                  |
| 陕 西         | Shaanxi        | 7.4              | 23.1                | 2.6             | 5.0                    | 0.2                  | ...                                  | 0.6              | 6.1              |
| 甘 肃         | Gansu          | 0.1              | 14.2                | ...             | 1.3                    | 0.3                  |                                      |                  | 104.6            |
| 青 海         | Qinghai        |                  | 14.7                |                 |                        | ...                  |                                      |                  | ...              |
| 宁 夏         | Ningxia        |                  | ...                 |                 |                        | ...                  |                                      |                  | 45.3             |
| 新 疆         | Xinjiang       | 0.1              | 12.7                | ...             | 68.0                   | 1.3                  |                                      |                  | 236.9            |

续表 2 continued

(10 000 tn)

| 烟 叶<br>Tobacco<br>Crops | # 烤 烟<br>Flue-<br>Cured<br>Tobacco | 蚕 茧                                |  | 茶 叶<br>(吨)<br>Tea<br>(tn) | 水 果<br>(吨)<br>Fruit<br>(tn) | # 苹 果<br>Apples | # 柑 桔<br>Citrus<br>Fruit | # 梨<br>Pear | # 葡 萄<br>Grapes | # 香 蕉<br>Bananas |
|-------------------------|------------------------------------|------------------------------------|--|---------------------------|-----------------------------|-----------------|--------------------------|-------------|-----------------|------------------|
|                         |                                    | （吨）<br>Silkworm<br>Cocoons<br>(tn) | # 桑蚕茧<br>Mulberry<br>Silkworm<br>Cocoons |                           |                             |                 |                          |             |                 |                  |
| 124.2                   | 105.2                              | 228 150                            | 173 300                                  | 268 000                   | 6 569 700                   | 2 275 150       | 382 700                  | 1 516 950   | 103 850         | 85 350           |
| 84.5                    | 71.7                               | 325 750                            | 249 800                                  | 303 700                   | 6 792 550                   | 2 363 100       | 712 600                  | 1 466 300   | 110 000         | 61 300           |
| 138.1                   | 115.1                              | 339 950                            | 267 850                                  | 400 550                   | 9 487 050                   | 3 541 050       | 1 296 400                | 1 795 100   | 247 100         | 206 650          |
| 178.9                   | 154.3                              | 356 550                            | 306 400                                  | 414 150                   | 9 845 300                   | 2 941 200       | 1 498 750                | 2 099 900   | 293 850         | 299 900          |
| 242.5                   | 207.5                              | 371 354                            | 335 760                                  | 432 337                   | 11 639 456                  | 3 614 111       | 1 808 347                | 2 136 766   | 361 409         | 631 017          |
| 170.7                   | 137.4                              | 369 069                            | 336 214                                  | 460 468                   | 13 477 471                  | 3 336 783       | 2 547 983                | 2 347 600   | 441 590         | 1 251 094        |
| 194.3                   | 163.6                              | 402 152                            | 353 537                                  | 507 972                   | 16 679 158                  | 4 263 836       | 3 223 848                | 2 489 040   | 640 878         | 2 029 498        |
| 273.4                   | 233.7                              | 440 804                            | 394 397                                  | 545 417                   | 16 661 004                  | 4 344 394       | 2 560 013                | 2 721 242   | 792 247         | 1 829 672        |
| 283.0                   | 240.5                              | 488 098                            | 434 758                                  | 534 876                   | 18 319 316                  | 4 498 920       | 4 561 104                | 2 564 959   | 874 245         | 1 403 736        |
| 262.7                   | 225.9                              | 534 421                            | 480 179                                  | 540 070                   | 18 744 222                  | 4 319 315       | 4 854 935                | 2 352 753   | 858 525         | 1 455 927        |
| 303.1                   | 267.0                              | 583 656                            | 550 541                                  | 541 581                   | 21 761 256                  | 4 540 445       | 6 332 543                | 2 497 760   | 915 882         | 1 981 170        |
| 349.9                   | 311.9                              | 692 205                            | 659 522                                  | 559 827                   | 24 400 930                  | 6 555 836       | 5 160 081                | 2 846 121   | 1 125 102       | 2 450 988        |
| 345.1                   | 300.7                              | 756 667                            | 711 622                                  | 599 941                   | 30 112 154                  | 9 069 557       | 6 560 974                | 3 217 130   | 1 354 770       | 2 700 680        |
|                         |                                    | 36                                 | 36                                       |                           | 379 416                     | 106 583         |                          | 76 249      | 14 034          |                  |
| 0.1                     |                                    |                                    |  |                           | 158 670                     | 43 649          |                          | 16 925      | 24 647          |                  |
| 1.4                     | 0.7                                | 754                                | 704                                      |                           | 2 633 459                   | 773 164         |                          | 964 125     | 164 849         |                  |
| 1.9                     | 1.8                                | 3 696                              | 3 696                                    |                           | 603 921                     | 333 696         |                          | 58 257      | 26 309          |                  |
| 1.4                     | 0.4                                | 1 152                              |  |                           | 117 799                     | 32 591          |                          | 42 126      | 10 918          |                  |
| 5.0                     | 3.2                                | 36 486                             | 137                                      |                           | 1 888 380                   | 1 196 127       |                          | 300 099     | 146 162         |                  |
| 7.4                     | 4.0                                | 1 653                              | 10                                       |                           | 181 013                     | 15 011          |                          | 61 845      | 32 342          |                  |
| 13.1                    | 11.6                               | 1 021                              |  |                           | 91 988                      | 53 715          |                          | 9 643       | 7 693           |                  |
|                         |                                    | 2 288                              | 2 288                                    |                           | 163 614                     |                 | 58 886                   | 13 907      | 29 605          |                  |
| 0.4                     | 0.3                                | 172 293                            | 172 293                                  | 15 138                    | 712 607                     | 177 736         | 39 742                   | 189 397     | 33 919          |                  |
| 0.3                     |                                    | 131 872                            | 131 872                                  | 122 272                   | 1 488 803                   | 635 1           | 1 135 248                | 36 253      | 49 862          |                  |
| 4.1                     | 3.8                                | 34 508                             | 33 912                                   | 53 041                    | 298 249                     | 78 374          | 5 079                    | 105 388     | 20 508          |                  |
| 12.8                    | 12.4                               | 830                                | 810                                      | 76 993                    | 1 537 511                   | 176             | 792 820                  | 26 397      | 8 061           | 301 290          |
| 5.4                     | 4.6                                | 15 703                             | 15 703                                   | 20 403                    | 208 141                     |                 | 120 448                  | 19 454      | 2 697           |                  |
| 15.8                    | 14.9                               | 39 525                             | 37 106                                   | 908                       | 5 014 283                   | 3 322 684       |                          | 473 917     | 188 177         |                  |
| 38.9                    | 37.3                               | 8 481                              | 7 323                                    | 3 206                     | 1 251 152                   | 871 022         | 937                      | 46 200      | 55 805          |                  |
| 14.8                    | 8.7                                | 16 231                             | 16 145                                   | 34 065                    | 563 881                     | 28 918          | 271 816                  | 130 999     | 6 688           |                  |
| 21.9                    | 19.3                               | 3 699                              | 3 699                                    | 72 813                    | 855 949                     |                 | 716 887                  | 21 529      | 6 639           |                  |
| 7.7                     | 6.0                                | 41 219                             | 40 810                                   | 30 704                    | 4 024 414                   |                 | 1 459 487                | 19 366      |                 | 1 550 347        |
| 7.7                     | 5.6                                | 16 848                             | 16 743                                   | 19 152                    | 1 843 460                   |                 | 527 295                  | 34 916      |                 | 682 545          |
| 0.1                     | 0.1                                | 31                                 | 31                                       | 6 323                     | 194 010                     |                 | 10 371                   |             |                 | 89 970           |
| 26.6                    | 16.1                               | 204 440                            | 204 440                                  | 63 855                    | 1 863 594                   | 81 364          | 1 325 597                | 134 981     | 36 126          | 5 845            |
| 52.2                    | 49.7                               | 1 529                              | 1 524                                    | 13 894                    | 165 321                     | 3 756           | 40 395                   | 28 278      | 4 074           | 6 303            |
| 88.5                    | 87.4                               | 3 892                              | 3 892                                    | 61 005                    | 477 197                     | 52 068          | 41 102                   | 133 856     | 6 606           | 64 380           |
|                         |                                    |                                    |  | 119                       | 5 522                       | 4 317           |                          | 690         |                 |                  |
| 12.0                    | 11.1                               | 14 035                             | 14 035                                   | 5 879                     | 1 682 246                   | 1 309 994       | 13 196                   | 60 890      | 21 321          |                  |
| 5.3                     | 4.5                                | 313                                | 281                                      | 171                       | 596 617                     | 315 178         | 1 668                    | 115 809     | 6 035           |                  |
|                         |                                    |                                    |  |                           | 27 180                      | 18 677          |                          | 6 236       | 69              |                  |
| 0.1                     | 0.1                                | 10                                 | 10                                       |                           | 85 567                      | 62 882          |                          | 4 609       | 4 151           |                  |
| 0.3                     | 0.1                                | 4 122                              | 4 122                                    |                           | 998 190                     | 187 240         |                          | 84 789      | 447 473         |                  |

11-17 各地区主要农产品单位面积产量 (1993年)  
MAJOR FARM CROPS OUTPUT PER HECTARE (1993)

单位: 公斤/公顷

(kg/ha)

| 年份<br>Year | 地区<br>Region   | 谷物<br>Cereals | 棉花<br>Cotton | 花生<br>Peanuts | 油菜籽<br>Rapeseed | 芝麻<br>Sesame | 黄红麻<br>Jute and<br>Ambarly Hemp | 甘蔗<br>Sugar-<br>cane | 甜菜<br>Beet-<br>roots | 烤烟<br>Flue-Cured<br>Tobacco |
|------------|----------------|---------------|--------------|---------------|-----------------|--------------|---------------------------------|----------------------|----------------------|-----------------------------|
| 1978       |                |               | 450          | 1 350         | 720             | 510          | 1 320                           | 38 505               | 8 175                | 1 725                       |
| 1980       |                |               | 555          | 1 545         | 840             | 330          | 1 755                           | 47 565               | 14 250               | 1 815                       |
| 1983       |                |               | 765          | 1 800         | 1 170           | 450          | 2 250                           | 47 610               | 16 890               | 2 010                       |
| 1984       |                |               | 915          | 1 800         | 1 230           | 450          | 2 340                           | 54 285               | 16 500               | 2 160                       |
| 1985       |                |               | 810          | 2 010         | 1 245           | 660          | 2 085                           | 53 430               | 15 915               | 1 920                       |
| 1986       |                |               | 825          | 1 815         | 1 200           | 615          | 2 055                           | 52 860               | 15 960               | 1 530                       |
| 1987       |                |               | 870          | 2 040         | 1 260           | 600          | 2 085                           | 55 140               | 16 350               | 1 785                       |
| 1988       |                |               | 750          | 1 905         | 1 020           | 570          | 1 950                           | 53 115               | 17 190               | 1 800                       |
| 1989       |                |               | 735          | 1 815         | 1 095           | 465          | 2 310                           | 50 850               | 16 245               | 1 605                       |
| 1990       |                |               | 810          | 2 190         | 1 260           | 705          | 2 415                           | 57 120               | 21 660               | 1 680                       |
| 1991       |                |               | 870          | 2 190         | 1 215           | 645          | 1 905                           | 58 350               | 20 790               | 1 710                       |
| 1992       |                | 4 342         | 660          | 2 000         | 1 281           | 692          | 2 233                           | 58 605               | 22 832               | 1 687                       |
| 1993       |                | 4 557         | 750          | 2 492         | 1 309           | 747          | 2 449                           | 59 012               | 20 124               | 1 654                       |
| 北京         | Beijing        | 6 361         | 1 044        | 3 143         |                 | 734          |                                 |                      |                      |                             |
| 天津         | Tianjin        | 4 997         | 776          | 2 505         |                 | 806          | 2 823                           |                      |                      |                             |
| 河北         | Hebei          | 3 691         | 370          | 2 110         | 462             | 546          | 2 619                           | 11 974               |                      | 1 675                       |
| 山西         | Shanxi         | 3 399         | 750          | 1 953         | 2 158           | 817          |                                 | 25 941               |                      | 1 737                       |
| 内蒙古        | Inncr Mongolia | 3 171         | 600          | 1 869         | 719             | 487          |                                 | 25 568               |                      | 2 588                       |
| 辽宁         | Liaoning       | 6 193         | 790          | 1 839         | 1 360           | 755          |                                 | 23 200               |                      | 1 805                       |
| 吉林         | Jilin          | 6 167         |              | 2 000         |                 | 955          |                                 | 22 134               |                      | 1 647                       |
| 黑龙江        | Heilongjiang   | 4 266         |              | 1 340         | 655             | 1 341        |                                 | 10 512               |                      | 1 500                       |
| 上海         | Shanghai       | 5 896         | 911          | 2 796         | 1 781           |              |                                 | 42 198               |                      |                             |
| 江苏         | Jiangsu        | 5 576         | 829          | 3 003         | 1 899           | 1 009        | 2 989                           | 56 224               | 17 315               | 1 685                       |
| 浙江         | Zhejiang       | 5 253         | 950          | 2 189         | 1 623           | 996          | 3 056                           | 54 497               |                      |                             |
| 安徽         | Anhui          | 4 599         | 736          | 2 874         | 1 418           | 716          | 2 323                           | 38 084               | 7 460                | 1 834                       |
| 福建         | Fujian         | 4 765         |              | 2 018         | 841             |              | 2 086                           | 69 367               |                      | 1 328                       |
| 江西         | Jiangxi        | 4 805         | 1 033        | 1 962         | 741             | 658          | 2 656                           | 53 258               |                      | 1 233                       |
| 山东         | Shandong       | 4 889         | 540          | 3 471         | 1 778           | 1 041        | 2 880                           |                      | 31 090               | 2 032                       |
| 河南         | Henan          | 4 299         | 678          | 2 616         | 1 514           | 705          | 2 370                           | 76 629               |                      | 1 702                       |
| 湖北         | Hubei          | 5 224         | 874          | 2 595         | 1 501           | 955          | 3 421                           | 52 991               | 2 133                | 1 353                       |
| 湖南         | Hunan          | 5 468         | 1 225        | 1 565         | 1 056           | 803          | 3 081                           | 54 213               |                      | 1 733                       |
| 广东         | Guangdong      | 5 162         |              | 1 982         | 686             | 774          | 2 725                           | 68 197               |                      | 1 532                       |
| 广西         | Guangxi        | 4 650         | 310          | 1 811         | 623             | 495          | 1 937                           | 58 229               |                      | 1 312                       |
| 海南         | Hainan         | 3 644         |              | 1 394         |                 | 543          | 2 409                           | 43 653               |                      | 865                         |
| 四川         | Sichuan        | 4 621         | 623          | 1 816         | 1 439           | 656          | 1 976                           | 49 701               | 16 580               | 1 366                       |
| 贵州         | Guizhou        | 3 630         | 342          | 1 439         | 1 101           | 513          | 1 450                           | 35 430               | 3 890                | 1 602                       |
| 云南         | Yunnan         | 3 398         | 259          | 1 054         | 1 255           | 358          |                                 | 59 597               |                      | 1 845                       |
| 西藏         | Tibet          | 3 534         |              |               |                 |              |                                 |                      |                      |                             |
| 陕西         | Shaanxi        | 3 306         | 560          | 2 304         | 1 659           | 797          |                                 | 29 335               | 17 059               | 1 568                       |
| 甘肃         | Gansu          | 2 925         | 1 060        | 3 603         | 1 526           |              |                                 |                      | 42 877               | 1 970                       |
| 青海         | Qinghai        | 3 171         |              |               | 1 179           |              |                                 |                      | 21 100               |                             |
| 宁夏         | Ningxia        | 3 266         |              |               |                 |              |                                 |                      | 32 365               |                             |
| 新疆         | Xinjiang       | 4 160         | 1 121        | 3 613         | 1 285           | 2 890        |                                 |                      | 39 552               | 1 775                       |

11-18 主要林产品产量  
OUTPUT OF MAJOR FOREST PRODUCTS

单位: 吨

(tn)

| 年 份<br>Year | 地 区<br>Region  | 橡 胶<br>Rubber | 松 脂<br>Pine Resin | 生 漆<br>Lacquer | 油 桐 籽<br>Tung-Oil Seed | 油 茶 籽<br>Tea-Oil Seed | 核 桃<br>Walnuts |
|-------------|----------------|---------------|-------------------|----------------|------------------------|-----------------------|----------------|
| 1978        |                | 101 600       | 337 600           | 2 200          | 391 150                | 478 900               | 113 000        |
| 1980        |                | 112 945       | 420 750           | 2 450          | 303 350                | 490 350               | 118 900        |
| 1983        |                | 172 393       | 303 600           | 2 750          | 368 200                | 434 500               | 119 250        |
| 1984        |                | 188 779       | 369 300           | 2 300          | 361 600                | 535 550               | 128 150        |
| 1985        |                | 187 901       | 343 947           | 2 168          | 378 770                | 619 229               | 121 917        |
| 1986        |                | 209 709       | 416 287           | 2 874          | 346 227                | 437 746               | 136 335        |
| 1987        |                | 237 578       | 522 917           | 3 296          | 341 742                | 518 398               | 147 241        |
| 1988        |                | 239 810       | 461 370           | 3 334          | 358 697                | 462 622               | 177 098        |
| 1989        |                | 242 766       | 486 837           | 2 951          | 334 757                | 667 245               | 160 054        |
| 1990        |                | 264 243       | 435 244           | 2 683          | 350 770                | 523 313               | 149 560        |
| 1991        |                | 296 353       | 440 431           | 2 954          | 327 544                | 620 727               | 151 644        |
| 1992        |                | 309 348       | 469 331           | 3 350          | 437 154                | 629 112               | 163 862        |
| 1993        |                | 326 062       | 580 780           | 3 376          | 421 027                | 487 942               | 192 159        |
| 北 京         | Beijing        |               |                   |                |                        |                       | 5 517          |
| 天 津         | Tianjin        |               |                   |                |                        |                       | 341            |
| 河 北         | Hebei          |               |                   |                |                        |                       | 14 057         |
| 山 西         | Shanxi         |               |                   |                |                        |                       | 21 277         |
| 内 蒙 古       | Inner Mongolia |               |                   |                |                        |                       |                |
| 辽 宁         | Liaoning       |               |                   |                |                        |                       | 1 398          |
| 吉 林         | Jilin          |               |                   |                |                        |                       |                |
| 黑 龙 江       | Heilongjiang   |               |                   |                |                        |                       |                |
| 上 海         | Shanghai       |               |                   |                |                        |                       |                |
| 江 苏         | Jiangsu        |               |                   |                | 22                     | 51                    | 1              |
| 浙 江         | Zhejiang       |               | 5 447             | 24             | 1 609                  | 22 481                | 6 877          |
| 安 徽         | Anhui          |               | 3 597             | 45             | 2 271                  | 4 338                 | 151            |
| 福 建         | Fujian         | 796           | 114 350           | 131            | 10 204                 | 40 713                | 148            |
| 江 西         | Jiangxi        |               | 37 788            |                | 9 206                  | 119 108               |                |
| 山 东         | Shandong       |               |                   |                |                        |                       | 3 933          |
| 河 南         | Henan          |               |                   | 136            | 13 564                 | 2 355                 | 8 424          |
| 湖 北         | Hubei          |               | 731               | 458            | 25 796                 | 8 361                 | 2 175          |
| 湖 南         | Hunan          |               | 11 858            | 3              | 53 213                 | 181 405               | 1 475          |
| 广 东         | Guangdong      | 28 785        | 123 847           |                | 3 748                  | 26 509                |                |
| 广 西         | Guangxi        | 2 225         | 245 341           | 11             | 46 149                 | 65 976                | 214            |
| 海 南         | Hainan         | 198 673       | 874               |                |                        | 15                    |                |
| 四 川         | Sichuan        |               | 3 703             | 711            | 129 278                | 3 085                 | 17 732         |
| 贵 州         | Guizhou        |               | 1 322             | 531            | 86 739                 | 7 837                 | 4 409          |
| 云 南         | Yunnan         | 95 583        | 31 682            | 165            | 17 976                 | 4 667                 | 48 730         |
| 西 藏         | Tibet          |               |                   |                |                        |                       | 120            |
| 陕 西         | Shaanxi        |               | 240               | 1 101          | 20 300                 | 1 041                 | 30 419         |
| 甘 肃         | Gansu          |               |                   | 60             | 952                    |                       | 18 596         |
| 青 海         | Qinghai        |               |                   |                |                        |                       | 97             |
| 宁 夏         | Ningxia        |               |                   |                |                        |                       | 28             |
| 新 疆         | Xinjiang       |               |                   |                |                        |                       | 6 040          |



11-19 各地区牲畜饲养情况  
NUMBER OF LIVESTOCK BY REGION

单位: 万头(只)

(10 000 head)

| 年 份 地 区<br>Year Region | 大 牲 畜<br>年底头数<br>Large Animals<br>(year-end) | # 役 畜<br>Draught Animals | 牛<br>Cattle and<br>Buffalo | # 乳 牛<br>Cows |         | 马<br>Horses | 驴<br>Donkeys |
|------------------------|--|--------------------------|----------------------------|---------------|---------|-------------|--------------|
|                        |  |                          |                            |               |         |             |              |
| 1978                   | 9 389.0                                      | 5 023.0                  | 7 072.4                    | 47.5          | 1 124.5 | 748.1       |              |
| 1980                   | 9 524.6                                      | 5 088.0                  | 7 167.6                    | 64.1          | 1 104.2 | 774.8       |              |
| 1983                   | 10 349.6                                     | 6 125.0                  | 7 808.4                    | 95.1          | 1 080.6 | 944.9       |              |
| 1984                   | 10 838.9                                     | 6 403.2                  | 8 212.8                    | 133.6         | 1 097.8 | 996.2       |              |
| 1985                   | 11 381.8                                     | 6 646.4                  | 8 682.0                    | 162.7         | 1 108.1 | 1 041.5     |              |
| 1986                   | 11 896.1                                     | 6 905.0                  | 9 166.7                    | 184.6         | 1 098.8 | 1 068.9     |              |
| 1987                   | 12 191.1                                     | 7 113.1                  | 9 465.1                    | 216.4         | 1 069.1 | 1 084.6     |              |
| 1988                   | 12 537.8                                     | 7 219.1                  | 9 794.8                    | 222.2         | 1 054.0 | 1 105.2     |              |
| 1989                   | 12 804.8                                     | 7 432.0                  | 10 075.2                   | 252.6         | 1 029.4 | 1 113.6     |              |
| 1990                   | 13 021.3                                     | 7 606.0                  | 10 288.4                   | 269.1         | 1 017.4 | 1 119.8     |              |
| 1991                   | 13 192.6                                     | 7 682.1                  | 10 459.2                   | 294.6         | 1 009.4 | 1 115.8     |              |
| 1992                   | 13 485.1                                     | 7 759.5                  | 10 784.0                   | 313.9         | 1 001.7 | 1 098.3     |              |
| 1993                   | 13 987.5                                     | 8 062.7                  | 11 315.7                   | 342.1         | 995.9   | 1 088.6     |              |
| 北 京 Beijing            | 26.2   | 12.8                     | 13.3                       | 5.8           | 2.3     | 5.3         |              |
| 天 津 Tianjin            | 34.6   | 26.2                     | 14.5                       | 2.5           | 2.6     | 12.0        |              |
| 河 北 Hebei              | 624.1  | 415.1                    | 323.8                      | 36.8          | 51.0    | 169.6       |              |
| 山 西 Shanxi             | 304.6  | 219.1                    | 192.2                      | 9.2           | 10.2    | 49.0        |              |
| 内 蒙 古 Inner Mongolia   | 685.8  | 251.4                    | 365.4                      | 53.7          | 151.1   | 90.5        |              |
| 辽 宁 Liaoning           | 368.3  | 219.3                    | 192.0                      | 6.3           | 44.7    | 89.0        |              |
| 吉 林 Jilin              | 359.3  | 206.5                    | 241.9                      | 4.6           | 78.5    | 15.0        |              |
| 黑 龙 江 Heilongjiang     | 441.0  | 231.7                    | 326.5                      | 67.0          | 101.5   | 6.3         |              |
| 上 海 Shanghai           | 5.9  | 0.6                      | 5.9                        | 4.9           |         |             |              |
| 江 苏 Jiangsu            | 100.4  | 66.4                     | 78.6                       | 4.5           | 2.0     | 17.3        |              |
| 浙 江 Zhejiang           | 54.1   | 38.0                     | 54.1                       | 3.7           |         |             |              |
| 安 徽 Anhui              | 555.0  | 375.7                    | 529.1                      | 1.2           | 5.9     | 16.0        |              |
| 福 建 Fujian             | 130.0  | 93.3                     | 129.8                      | 2.2           | 0.1     |             |              |
| 江 西 Jiangxi            | 361.6  | 283.4                    | 361.6                      | 2.0           |         |             |              |
| 山 东 Shandong           | 1 057.8                                      | 709.4                    | 839.5                      | 4.5           | 34.0    | 141.7       |              |
| 河 南 Henan              | 1 211.0                                      | 843.0                    | 1 037.0                    | 2.0           | 34.0    | 94.0        |              |
| 湖 北 Hubei              | 367.5  | 264.6                    | 363.2                      | 2.2           | 2.3     | 0.2         |              |
| 湖 南 Hunan              | 416.5  | 315.1                    | 414.7                      | 1.0           | 1.4     | 0.2         |              |
| 广 东 Guangdong          | 468.0  | 329.8                    | 468.0                      | 2.3           |         |             |              |
| 广 西 Guangxi            | 787.8  | 535.9                    | 757.4                      | 0.5           | 29.2    | 0.1         |              |
| 海 南 Hainan             | 137.8  | 77.3                     | 137.8                      | 0.1           |         |             |              |
| 四 川 Sichuan            | 1 110.3                                      | 470.9                    | 1 041.7                    | 4.7           | 57.6    | 4.8         |              |
| 贵 州 Guizhou            | 700.6  | 487.4                    | 624.5                      | 2.0           | 74.5    | 0.1         |              |
| 云 南 Yunnan             | 939.0  | 528.0                    | 766.0                      | 8.0           | 94.0    | 30.0        |              |
| 西 藏 Tibet              | 618.1  | 147.0                    | 567.2                      | 23.4          | 35.6    | 14.1        |              |
| 陕 西 Shaanxi            | 310.9  | 199.7                    | 250.0                      | 6.1           | 4.0     | 39.2        |              |
| 甘 肃 Gansu              | 596.4  | 376.1                    | 345.3                      | 11.5          | 39.5    | 144.9       |              |
| 青 海 Qinghai            | 575.1  | 69.0                     | 509.1                      | 7.0           | 38.2    | 11.5        |              |
| 宁 夏 Ningxia            | 76.0   | 56.0                     | 34.0                       | 3.0           | 2.0     | 25.0        |              |
| 新 疆 Xinjiang           | 563.8  | 214.0                    | 331.6                      | 59.4          | 99.7    | 112.8       |              |

续表 1 continued

单位: 万头(只)

(10 000 head)

| 年 份<br>Year | 地 区<br>Region  | 骡<br>Mules | 骆 驼<br>Camels | 肉猪出栏头数<br>Slaughtered<br>Fattened Hogs | 猪年底头数<br>Hogs<br>(year-end) | 羊年底只数<br>Sheep<br>and Goats<br>(year-end) | 山 羊<br>Goats | 绵 羊<br>Sheep |
|-------------|----------------|------------|---------------|--|-----------------------------|---|--------------|--------------|
|             |                |            |               |  |                             |   |              |              |
| 1978        |                | 386.8      | 57.4          | 16 110.0                               | 30 129.0                    | 16 994.0                                  | 7 354.0      | 9 640.0      |
| 1980        |                | 416.6      | 61.4          | 19 860.7                               | 30 543.1                    | 18 731.1                                  | 8 068.4      | 10 662.7     |
| 1983        |                | 459.3      | 56.4          | 20 661.4                               | 29 853.6                    | 16 695.1                                  | 6 803.5      | 9 891.6      |
| 1984        |                | 479.0      | 53.1          | 22 047.1                               | 30 679.2                    | 15 840.0                                  | 6 320.7      | 9 519.3      |
| 1985        |                | 497.2      | 53.0          | 23 875.2                               | 33 139.6                    | 15 588.4                                  | 6 167.4      | 9 421.0      |
| 1986        |                | 511.3      | 50.4          | 25 721.5                               | 33 719.1                    | 16 622.9                                  | 6 722.0      | 9 900.9      |
| 1987        |                | 524.8      | 47.5          | 26 177.0                               | 32 773.3                    | 18 034.2                                  | 7 768.7      | 10 265.5     |
| 1988        |                | 536.6      | 47.2          | 27 570.3                               | 34 221.8                    | 20 152.7                                  | 9 095.6      | 11 057.1     |
| 1989        |                | 539.1      | 47.5          | 29 023.3                               | 35 281.0                    | 21 164.2                                  | 9 813.4      | 11 350.8     |
| 1990        |                | 549.4      | 46.3          | 30 991.0                               | 36 240.8                    | 21 002.1                                  | 9 720.5      | 11 281.6     |
| 1991        |                | 560.6      | 44.1          | 32 897.1                               | 36 964.6                    | 20 621.0                                  | 9 535.5      | 11 085.5     |
| 1992        |                | 561.0      | 40.1          | 35 169.7                               | 38 421.1                    | 20 732.9                                  | 9 761.0      | 10 971.9     |
| 1993        |                | 549.8      | 37.3          | 37 823.8                               | 39 300.1                    | 21 731.4                                  | 10 569.6     | 11 161.8     |
| 北 京         | Beijing        | 5.3        |               | 382.9                                  | 252.2                       | 66.5                                      | 39.3         | 27.2         |
| 天 津         | Tianjin        | 5.5        |               | 125.0                                  | 76.5                        | 62.1                                      | 28.8         | 33.3         |
| 河 北         | Hebei          | 79.7       |               | 1 727.3                                | 1 642.0                     | 1 002.6                                   | 524.1        | 478.5        |
| 山 西         | Shanxi         | 53.1       |               | 401.9                                  | 423.6                       | 731.7                                     | 315.2        | 416.4        |
| 内 蒙 古       | Inner Mongolia | 62.9       | 15.9          | 525.4                                  | 685.9                       | 2 860.3                                   | 939.1        | 1 921.2      |
| 辽 宁         | Liaoning       | 42.6       |               | 1 020.9                                | 1 228.6                     | 264.4                                     | 88.8         | 175.6        |
| 吉 林         | Jilin          | 23.9       |               | 514.7                                  | 567.9                       | 241.9                                     | 19.3         | 222.6        |
| 黑 龙 江       | Heilongjiang   | 6.7        |               | 646.6                                  | 793.1                       | 327.5                                     | 44.5         | 283.0        |
| 上 海         | Shanghai       |            |               | 409.1                                  | 201.2                       | 37.7                                      | 29.2         | 8.5          |
| 江 苏         | Jiangsu        | 2.5        |               | 2 354.6                                | 1 946.9                     | 978.6                                     | 922.8        | 55.8         |
| 浙 江         | Zhejiang       |            |               | 1 362.8                                | 1 327.3                     | 191.4                                     | 81.5         | 109.9        |
| 安 徽         | Anhui          | 4.0        |               | 1 256.1                                | 1 367.0                     | 364.0                                     | 354.8        | 9.2          |
| 福 建         | Fujian         |            |               | 1 021.4                                | 1 021.0                     | 69.7                                      | 69.7         |              |
| 江 西         | Jiangxi        |            |               | 1 818.0                                | 1 780.9                     | 23.2                                      | 22.7         | 0.5          |
| 山 东         | Shandong       | 42.6       |               | 2 513.3                                | 2 115.3                     | 2 725.2                                   | 2 088.1      | 637.1        |
| 河 南         | Henan          | 46.0       |               | 1 638.0                                | 2 085.0                     | 1 435.0                                   | 1 296.0      | 139.0        |
| 湖 北         | Hubei          | 1.8        |               | 2 144.5                                | 2 165.2                     | 148.4                                     | 146.3        | 2.1          |
| 湖 南         | Hunan          | 0.2        |               | 3 813.2                                | 3 016.1                     | 109.2                                     | 108.7        | 0.5          |
| 广 东         | Guangdong      |            |               | 2 197.6                                | 2 144.4                     | 17.2                                      | 17.2         |              |
| 广 西         | Guangxi        | 1.1        |               | 1 546.7                                | 2 073.9                     | 97.7                                      | 97.7         |              |
| 海 南         | Hainan         |            |               | 170.5                                  | 295.4                       | 50.3                                      | 50.3         |              |
| 四 川         | Sichuan        | 6.2        |               | 6 744.8                                | 6 671.3                     | 982.2                                     | 623.9        | 358.3        |
| 贵 州         | Guizhou        | 1.5        |               | 903.2                                  | 1 411.4                     | 167.0                                     | 140.0        | 27.0         |
| 云 南         | Yunnan         | 49.0       |               | 1 112.0                                | 2 168.0                     | 627.0                                     | 508.0        | 119.0        |
| 西 藏         | Tibet          | 1.2        |               | 9.0                                    | 18.6                        | 1 778.7                                   | 590.3        | 1 188.4      |
| 陕 西         | Shaanxi        | 17.7       |               | 700.7                                  | 886.6                       | 619.5                                     | 461.0        | 158.5        |
| 甘 肃         | Gansu          | 64.1       | 2.6           | 539.6                                  | 645.1                       | 1 025.6                                   | 228.8        | 796.8        |
| 青 海         | Qinghai        | 14.6       | 1.7           | 66.3                                   | 102.6                       | 1 635.0                                   | 213.4        | 1 421.7      |
| 宁 夏         | Ningxia        | 15.0       |               | 69.0                                   | 79.0                        | 249.0                                     | 72.0         | 177.0        |
| 新 疆         | Xinjiang       | 2.6        | 17.1          | 88.7                                   | 108.1                       | 2 842.8                                   | 448.1        | 2 394.7      |

11-20 各地区畜产品产量  
LIVESTOCK PRODUCTS BY REGION

| 年 份<br>Year | 地 区<br>Region  | 肉类产量<br>(万吨)<br>Output<br>of Meat<br>(10 000 tn) | 猪牛羊肉<br>Output of<br>Pork, Beef<br>and Mutton |             |               | 禽 肉<br>Poultry | 兔 肉<br>Rabbits | 奶 类<br>(万吨)<br>Milk<br>(10 000 tn) |       |
|-------------|----------------|--|---|-------------|---------------|----------------|----------------|------------------------------------|-------|
|             |                |  | 猪 肉<br>Pork                                   | 牛 肉<br>Beef | 羊 肉<br>Mutton |                |                |                                    |       |
| 1978        |                |  | 856.3   |             |               |                |                |                                    |       |
| 1980        |                |  | 1 205.4                                       | 1 134.1     | 26.9          | 44.4           |                | 136.7                              |       |
| 1983        |                |  | 1 402.1                                       | 1 316.1     | 31.5          | 54.5           |                | 221.9                              |       |
| 1984        |                |  | 1 540.6                                       | 1 444.7     | 37.3          | 58.6           |                | 259.6                              |       |
| 1985        |                | 1 926.5  | 1 760.7                                       | 1 654.7     | 46.7          | 59.3           | 160.2          | 5.6                                | 289.4 |
| 1986        |                | 2 112.4  | 1 917.1                                       | 1 796.0     | 58.9          | 62.2           | 187.9          | 7.4                                | 332.9 |
| 1987        |                | 2 215.5  | 1 986.0                                       | 1 834.9     | 79.2          | 71.9           | 219.4          | 10.1                               | 378.8 |
| 1988        |                | 2 479.5  | 2 193.6                                       | 2 017.6     | 95.8          | 80.2           | 274.4          | 11.5                               | 418.9 |
| 1989        |                | 2 628.5  | 2 326.2                                       | 2 122.8     | 107.2         | 96.2           | 282.0          | 10.3                               | 435.8 |
| 1990        |                | 2 857.0  | 2 513.5                                       | 2 281.1     | 125.6         | 106.8          | 322.9          | 9.6                                | 475.1 |
| 1991        |                | 3 144.4  | 2 723.8                                       | 2 452.3     | 153.5         | 118.0          | 395.0          | 10.8                               | 524.3 |
| 1992        |                | 3 430.7  | 2 940.6                                       | 2 635.3     | 180.3         | 125.0          | 454.2          | 18.5                               | 563.9 |
| 1993        |                | 3 841.5  | 3 225.3                                       | 2 854.4     | 233.6         | 137.3          | 573.6          | 20.4                               | 563.7 |
| 北 京         | Beijing        | 36.7   | 28.2  | 25.6        | 1.5           | 1.1            | 8.4            | 0.1                                | 22.5  |
| 天 津         | Tianjin        | 15.4   | 11.5  | 9.2         | 1.2           | 1.1            | 3.8            |                                    | 9.6   |
| 河 北         | Hebei          | 185.7  | 165.1   | 136.6       | 19.3          | 9.2            | 15.4           | 1.8                                | 21.1  |
| 山 西         | Shanxi         | 43.3   | 39.5  | 30.4        | 4.6           | 4.5            | 2.4            | 0.9                                | 21.8  |
| 内 蒙 古       | Inner Mongolia | 71.3   | 66.0  | 39.5        | 10.6          | 15.9           | 2.5            | 0.2                                | 44.9  |
| 辽 宁         | Liaoning       | 140.4  | 115.5   | 102.2       | 11.4          | 1.9            | 23.4           | 0.2                                | 17.1  |
| 吉 林         | Jilin          | 76.7   | 58.0  | 48.3        | 8.5           | 1.2            | 17.6           | 0.1                                | 9.8   |
| 黑 龙 江       | Heilongjiang   | 84.0   | 67.2  | 54.3        | 11.1          | 1.8            | 16.1           |                                    | 135.5 |
| 上 海         | Shanghai       | 45.6   | 21.8  | 21.5        |               | 0.3            | 23.8           |                                    | 24.3  |
| 江 苏         | Jiangsu        | 237.9  | 179.2   | 165.7       | 3.0           | 10.5           | 55.9           | 2.3                                | 11.4  |
| 浙 江         | Zhejiang       | 112.3  | 97.8  | 95.4        | 1.0           | 1.4            | 14.3           | 0.2                                | 10.9  |
| 安 徽         | Anhui          | 147.0  | 120.8   | 103.8       | 14.0          | 3.0            | 25.7           | 0.2                                | 2.7   |
| 福 建         | Fujian         | 97.5   | 83.0  | 81.1        | 1.2           | 0.7            | 13.7           | 0.8                                | 5.9   |
| 江 西         | Jiangxi        | 167.5  | 152.1   | 148.9       | 3.0           | 0.2            | 15.3           | 0.1                                | 2.8   |
| 山 东         | Shandong       | 363.5  | 266.1   | 202.7       | 39.3          | 24.1           | 85.3           | 7.7                                | 39.5  |
| 河 南         | Henan          | 203.5  | 180.1   | 137.6       | 32.6          | 9.9            | 19.3           | 0.9                                | 7.5   |
| 湖 北         | Hubei          | 197.3  | 181.9   | 176.7       | 3.7           | 1.5            | 15.3           | 0.1                                | 4.7   |
| 湖 南         | Hunan          | 257.1  | 237.5   | 233.7       | 3.0           | 0.8            | 19.4           | 0.2                                | 1.1   |
| 广 东         | Guangdong      | 271.5  | 179.7   | 173.9       | 5.5           | 0.3            | 91.6           | 0.2                                | 5.8   |
| 广 西         | Guangxi        | 160.9  | 132.8   | 126.2       | 6.0           | 0.6            | 28.0           | 0.1                                | 1.0   |
| 海 南         | Hainan         | 24.9   | 17.9  | 16.0        | 1.5           | 0.4            | 7.0            |                                    | 0.1   |
| 四 川         | Sichuan        | 520.0  | 465.9   | 449.1       | 11.6          | 5.2            | 50.2           | 3.9                                | 28.9  |
| 贵 州         | Guizhou        | 88.8   | 84.7  | 79.0        | 4.3           | 1.4            | 3.7            |                                    | 1.3   |
| 云 南         | Yunnan         | 102.3  | 96.2  | 89.8        | 4.4           | 2.0            | 5.8            | 0.1                                | 10.0  |
| 西 藏         | Tibet          | 9.7  | 9.7   | 0.5         | 4.9           | 4.3            |                |                                    | 18.6  |
| 陕 西         | Shaanxi        | 65.7   | 60.9  | 52.5        | 5.2           | 3.2            | 4.3            | 0.1                                | 27.4  |
| 甘 肃         | Gansu          | 52.8   | 49.1  | 38.2        | 5.6           | 5.3            | 2.5            | 0.2                                | 9.9   |
| 青 海         | Qinghai        | 15.9   | 15.7  | 4.7         | 5.5           | 5.5            | 0.2            |                                    | 19.6  |
| 宁 夏         | Ningxia        | 8.1  | 7.3   | 5.1         | 0.8           | 1.4            | 0.7            |                                    | 7.1   |
| 新 疆         | Xinjiang       | 38.2   | 34.1  | 6.2         | 9.3           | 18.6           | 2.0            |                                    | 40.9  |

续表 1 continued

| 年 份<br>Year | 地 区<br>Region  | # 牛 奶<br>Cow<br>Milk | 绵 羊 毛<br>(吨)<br>Sheep Wool |                             | 山 羊 毛<br>(吨)<br>Goat Wool | 羊 绒<br>(吨)<br>Cashmere | 禽 蛋<br>(万吨)<br>Poultry Eggs | 蜂 蜜<br>(万吨)<br>Honey |     |
|-------------|----------------|----------------------|----------------------------|-----------------------------|---------------------------|------------------------|-----------------------------|----------------------|-----|
|             |                |                      | # 细羊毛<br>Fine<br>Wool      | # 半细羊毛<br>Semi-Fine<br>Wool |                           |                        |                             |                      |     |
|             |                |                      | (tn)                       |                             | (tn)                      | (tn)                   | (10 000 tn)                 | (10 000 tn)          |     |
| 1978        |                | 88.3                 | 138 000                    |                             | 10 000                    | 4 000                  |                             |                      |     |
| 1980        |                | 114.1                | 175 728                    | 69 035                      | 34 587                    | 11 687                 | 4 005                       | 9.6                  |     |
| 1983        |                | 184.5                | 194 093                    | 88 949                      | 38 008                    | 11 103                 | 3 561                       | 332.3                |     |
| 1984        |                | 218.6                | 182 776                    | 85 548                      | 34 384                    | 10 588                 | 3 421                       | 431.6                |     |
| 1985        |                | 249.9                | 177 953                    | 85 861                      | 32 070                    | 10 512                 | 2 989                       | 534.7                |     |
| 1986        |                | 289.9                | 185 196                    | 89 758                      | 32 048                    | 11 501                 | 3 470                       | 555.0                |     |
| 1987        |                | 330.1                | 208 909                    | 100 059                     | 37 040                    | 12 611                 | 4 003                       | 590.2                |     |
| 1988        |                | 366.0                | 221 737                    | 110 677                     | 40 832                    | 14 326                 | 4 710                       | 695.5                |     |
| 1989        |                | 381.3                | 237 332                    | 120 111                     | 42 556                    | 16 168                 | 5 435                       | 719.8                |     |
| 1990        |                | 415.7                | 239 457                    | 119 457                     | 44 246                    | 16 506                 | 5 751                       | 794.6                |     |
| 1991        |                | 464.4                | 239 607                    | 108 613                     | 55 839                    | 16 498                 | 5 930                       | 922.0                |     |
| 1992        |                | 503.1                | 238 192                    | 106 201                     | 52 478                    | 17 496                 | 5 886                       | 1 019.9              |     |
| 1993        |                | 498.6                | 240 309                    | 109 969                     | 53 634                    | 19 020                 | 6 479                       | 1 179.8              |     |
| 北 京         | Beijing        | 22.5                 | 300                        |                             |                           | 170                    | 58                          | 31.4                 | 0.1 |
| 天 津         | Tianjin        | 9.5                  | 376                        | 1                           | 17                        | 49                     | 1                           | 21.5                 |     |
| 河 北         | Hebei          | 17.5                 | 11 182                     | 4 377                       | 2 722                     | 2 115                  | 371                         | 87.7                 | 0.5 |
| 山 西         | Shanxi         | 19.9                 | 6 170                      | 2 461                       | 689                       | 1 005                  | 336                         | 24.7                 | 0.3 |
| 内 蒙 古       | Inner Mongolia | 42.2                 | 55 305                     | 33 134                      | 12 198                    | 2 641                  | 2 420                       | 15.2                 | 0.2 |
| 辽 宁         | Liaoning       | 15.9                 | 7 370                      | 4 219                       | 2 410                     | 462                    | 196                         | 74.3                 | 0.3 |
| 吉 林         | Jilin          | 9.4                  | 9 869                      | 8 573                       | 1 077                     | 36                     | 1                           | 32.7                 | 0.3 |
| 黑 龙 江       | Heilongjiang   | 134.1                | 11 016                     | 3 972                       | 7 020                     | 130                    | 1                           | 49.3                 | 0.3 |
| 上 海         | Shanghai       | 24.3                 | 80                         |                             |                           | 19                     |                             | 15.0                 | 0.1 |
| 江 苏         | Jiangsu        | 11.2                 | 2 106                      | 1 537                       | 45                        | 55                     | 1                           | 132.4                | 0.8 |
| 浙 江         | Zhejiang       | 10.8                 | 2 120                      | 2 120                       |                           |                        |                             | 30.7                 | 5.0 |
| 安 徽         | Anhui          | 2.7                  | 332                        | 26                          | 281                       | 33                     |                             | 36.2                 | 0.6 |
| 福 建         | Fujian         | 5.8                  |                            |                             |                           |                        |                             | 19.3                 | 0.7 |
| 江 西         | Jiangxi        | 2.8                  | 2                          |                             |                           | 2                      |                             | 25.3                 | 1.0 |
| 山 东         | Shandong       | 12.5                 | 25 746                     | 11 916                      | 6 610                     | 4 314                  | 708                         | 213.9                | 0.9 |
| 河 南         | Henan          | 3.5                  | 4 700                      | 1 298                       | 2 607                     | 1 541                  | 73                          | 95.6                 | 1.2 |
| 湖 北         | Hubei          | 4.7                  | 74                         | 15                          | 51                        | 27                     |                             | 70.0                 | 0.8 |
| 湖 南         | Hunan          | 1.1                  | 6                          |                             |                           | 5                      |                             | 33.6                 | 0.4 |
| 广 东         | Guangdong      | 5.7                  |                            |                             |                           | 5                      |                             | 27.1                 | 0.7 |
| 广 西         | Guangxi        | 0.9                  |                            |                             |                           |                        |                             | 10.5                 | 0.3 |
| 海 南         | Hainan         | 0.1                  |                            |                             |                           |                        |                             | 1.7                  |     |
| 四 川         | Sichuan        | 28.3                 | 3 040                      | 276                         | 614                       | 270                    | 3                           | 64.8                 | 1.7 |
| 贵 州         | Guizhou        | 1.3                  | 445                        | 66                          | 296                       | 4                      |                             | 5.3                  | 0.1 |
| 云 南         | Yunnan         | 9.3                  | 1 540                      | 306                         | 980                       | 57                     | 4                           | 5.2                  | 0.4 |
| 西 藏         | Tibet          | 14.8                 | 8 376                      | 33                          | 2 681                     | 995                    | 445                         | 0.1                  |     |
| 陕 西         | Shaanxi        | 15.3                 | 3 860                      | 2 563                       | 324                       | 1 097                  | 627                         | 34.7                 | 0.4 |
| 甘 肃         | Gansu          | 9.5                  | 15 411                     | 6 470                       | 1 164                     | 1 248                  | 275                         | 10.2                 | 0.2 |
| 青 海         | Qinghai        | 18.9                 | 17 044                     | 305                         | 6 074                     | 534                    | 173                         | 1.1                  |     |
| 宁 夏         | Ningxia        | 7.1                  | 3 021                      | 265                         |                           | 262                    | 144                         | 2.6                  |     |
| 新 疆         | Xinjiang       | 37.0                 | 50 818                     | 25 036                      | 5 774                     | 1 944                  | 642                         | 7.7                  | 0.2 |

# 11-21 水产品产量

## OUTPUT OF AQUATIC PRODUCTS

单位: 千吨

(1 000 tn)

| 年份   | 地区             | 水产品<br>总产量<br>Total<br>Aquatic<br>Products | 海水产品<br>Seawater<br>Aquatic<br>Products | 天然生产                       |                                       | 鱼类<br>Fish | 虾蟹类<br>Shrimp,<br>Prawns<br>and Crab | 贝类<br>Shell-<br>fish | 藻类<br>Algae | 其他<br>Other |
|------|----------------|--|---|----------------------------|---------------------------------------|------------|--------------------------------------|----------------------|-------------|-------------|
|      |                |  |   | 天然生产<br>Naturally<br>Grown | 人工养殖<br>Arti-<br>ficially<br>Cultured |            |                                      |                      |             |             |
| 1978 |                | 4 655.0                                    | 3 598.0                                 | 3 145.0                    | 453.0                                 | 2 564.0    | 507.0                                | 268.0                | 259.0       |             |
| 1980 |                | 4 497.0                                    | 3 257.1                                 | 2 813.0                    | 444.1                                 | 2 341.2    | 420.5                                | 233.7                | 261.7       |             |
| 1983 |                | 5 458.1                                    | 3 616.7                                 | 3 071.6                    | 545.1                                 | 2 513.7    | 491.1                                | 367.5                | 244.4       |             |
| 1984 |                | 6 193.4                                    | 3 943.7                                 | 3 305.1                    | 638.6                                 | 2 672.1    | 592.0                                | 413.0                | 266.6       |             |
| 1985 |                | 7 051.5                                    | 4 197.4                                 | 3 485.1                    | 712.3                                 | 2 745.3    | 706.2                                | 473.0                | 272.9       |             |
| 1986 |                | 8 236.0                                    | 4 754.0                                 | 3 896.0                    | 858.0                                 | 3 094.0    | 769.0                                | 658.0                | 233.0       |             |
| 1987 |                | 9 554.0                                    | 5 482.0                                 | 4 382.0                    | 1 100.0                               | 3 516.0    | 840.0                                | 889.0                | 237.0       |             |
| 1988 |                | 10 609.0                                   | 6 057.0                                 | 4 633.0                    | 1 424.0                               | 3 629.0    | 1 033.0                              | 1 144.0              | 251.0       |             |
| 1989 |                | 11 517.0                                   | 6 612.0                                 | 5 036.0                    | 1 576.0                               | 3 830.0    | 1 057.0                              | 1 375.0              | 300.0       | 50.0        |
| 1990 |                | 12 370.0                                   | 7 133.0                                 | 5 509.0                    | 1 624.0                               | 4 232.0    | 1 071.0                              | 1 473.0              | 275.0       | 82.0        |
| 1991 |                | 13 508.0                                   | 8 001.0                                 | 6 096.0                    | 1 905.0                               | 4 662.0    | 1 194.0                              | 1 586.0              | 400.0       | 159.0       |
| 1992 |                | 15 571.0                                   | 9 337.0                                 | 6 913.0                    | 2 424.0                               | 5 176.0    | 1 274.0                              | 2 044.0              | 568.0       | 275.0       |
| 1993 |                | 18 230.0                                   | 10 760.4                                | 7 673.4                    | 3 087.0                               | 5 573.9    | 1 386.6                              | 2 885.9              | 693.9       | 220.1       |
| 北京   | Beijing        | 70.2                                       |   |                            |                                       |            |                                      |                      |             |             |
| 天津   | Tianjin        | 113.9                                      | 19.3                                    | 17.6                       | 1.6                                   | 10.0       | 7.1                                  | 2.1                  |             | ...         |
| 河北   | Hebei          | 248.8                                      | 156.2                                   | 128.7                      | 27.4                                  | 46.2       | 53.5                                 | 36.7                 |             | 19.8        |
| 山西   | Shanxi         | 14.1                                       |   |                            |                                       |            |                                      |                      |             |             |
| 内蒙古  | Inner Mongolia | 38.4                                       |   |                            |                                       |            |                                      |                      |             |             |
| 辽宁   | Liaoning       | 1 517.5                                    | 1 397.4                                 | 659.4                      | 738.0                                 | 347.7      | 163.1                                | 731.7                | 129.7       | 25.2        |
| 吉林   | Jilin          | 97.9                                       |   |                            |                                       |            |                                      |                      |             |             |
| 黑龙江  | Heilongjiang   | 189.5                                      |   |                            |                                       |            |                                      |                      |             |             |
| 上海   | Shanghai       | 236.7                                      | 124.2                                   | 123.7                      | 0.4                                   | 106.6      | 14.0                                 | 2.5                  |             | 1.0         |
| 江苏   | Jiangsu        | 1 572.6                                    | 467.4                                   | 417.9                      | 49.5                                  | 263.7      | 71.5                                 | 104.3                | 4.2         | 23.8        |
| 浙江   | Zhejiang       | 1 892.9                                    | 1 560.6                                 | 1 370.2                    | 190.5                                 | 891.3      | 414.8                                | 214.8                | 12.7        | 27.0        |
| 安徽   | Anhui          | 364.2                                      |   |                            |                                       |            |                                      |                      |             |             |
| 福建   | Fujian         | 1 903.6                                    | 1 713.6                                 | 1 222.4                    | 491.2                                 | 1 042.0    | 142.8                                | 332.8                | 186.1       | 9.9         |
| 江西   | Jiangxi        | 554.9                                      |   |                            |                                       |            |                                      |                      |             |             |
| 山东   | Shandong       | 3 192.8                                    | 2 896.2                                 | 1 555.7                    | 1 340.5                               | 963.5      | 305.4                                | 1 199.8              | 348.7       | 78.7        |
| 河南   | Henan          | 138.3                                      |   |                            |                                       |            |                                      |                      |             |             |
| 湖北   | Hubei          | 1 012.9                                    |   |                            |                                       |            |                                      |                      |             |             |
| 湖南   | Hunan          | 680.6                                      |   |                            |                                       |            |                                      |                      |             |             |
| 广东   | Guangdong      | 2 807.5                                    | 1 584.6                                 | 1 392.9                    | 191.7                                 | 1 215.3    | 159.1                                | 186.9                | 2.9         | 20.5        |
| 广西   | Guangxi        | 565.1                                      | 348.4                                   | 303.0                      | 45.4                                  | 243.0      | 39.9                                 | 59.7                 | 0.1         | 5.6         |
| 海南   | Hainan         | 329.8                                      | 287.7                                   | 276.9                      | 10.8                                  | 239.7      | 15.3                                 | 14.5                 | 9.6         | 8.7         |
| 四川   | Sichuan        | 313.8                                      |   |                            |                                       |            |                                      |                      |             |             |
| 贵州   | Guizhou        | 25.5                                       |   |                            |                                       |            |                                      |                      |             |             |
| 云南   | Yunnan         | 58.3                                       |   |                            |                                       |            |                                      |                      |             |             |
| 西藏   | Tibet          | 0.9  |   |                            |                                       |            |                                      |                      |             |             |
| 陕西   | Shaanxi        | 30.8                                       |   |                            |                                       |            |                                      |                      |             |             |
| 甘肃   | Gansu          | 5.6  |   |                            |                                       |            |                                      |                      |             |             |
| 青海   | Qinghai        | 3.9  |   |                            |                                       |            |                                      |                      |             |             |
| 宁夏   | Ningxia        | 15.2                                       |   |                            |                                       |            |                                      |                      |             |             |
| 新疆   | Xinjiang       | 28.8                                       |   |                            |                                       |            |                                      |                      |             |             |

甲乙

续表 1 continued

单位: 千吨

(1 000 tn)

| 年 份 地 区              | 淡水产品                        | 天然生产            | 人工养殖                    | 鱼 类     | 虾蟹类                    | 贝 类         | 其 他   |
|----------------------|-----------------------------|-----------------|-------------------------|---------|------------------------|-------------|-------|
| Year Region          | Freshwater Aquatic Products | Naturally Grown | Artifi- cially Cultured | Fish    | Shrimp, Prawn and Crab | Shell- fish | Other |
| 1978                 | 1 057.0                     | 295.0           | 762.0                   | 997.0   | 37.0                   | 23.0        |       |
| 1980                 | 1 239.9                     | 339.7           | 900.2                   | 1 163.5 | 51.4                   | 25.0        |       |
| 1983                 | 1 841.4                     | 420.0           | 1 421.4                 | 1 759.1 | 56.1                   | 26.2        |       |
| 1984                 | 2 249.7                     | 646.2           | 1 803.5                 | 2 167.9 | 51.9                   | 29.9        |       |
| 1985                 | 2 854.1                     | 476.4           | 2 377.7                 | 2 764.8 | 55.4                   | 33.9        |       |
| 1986                 | 3 482.0                     | 538.0           | 2 944.0                 | 3 364.0 | 62.0                   | 56.0        |       |
| 1987                 | 4 072.0                     | 600.0           | 3 472.0                 | 3 938.0 | 81.0                   | 53.0        |       |
| 1988                 | 4 552.9                     | 654.0           | 3 898.0                 | 4 408.0 | 85.0                   | 59.0        |       |
| 1989                 | 4 905.0                     | 735.0           | 4 170.0                 | 4 728.0 | 95.0                   | 73.0        | 9.0   |
| 1990                 | 5 237.0                     | 783.0           | 4 454.0                 | 5 049.0 | 94.0                   | 76.0        | 18.0  |
| 1991                 | 5 507.0                     | 915.0           | 4 592.0                 | 5 364.0 | 107.0                  | 85.0        | 11.0  |
| 1992                 | 6 234.0                     | 901.0           | 5 334.0                 | 5 984.0 | 124.0                  | 105.0       | 22.0  |
| 1993                 | 7 469.6                     | 1 028.5         | 6 441.1                 | 7 105.9 | 133.3                  | 162.9       | 67.5  |
| 北 京 Beijing          | 70.2                        |                 | 70.2                    | 70.2    |                        |             |       |
| 天 津 Tianjin          | 94.7                        | 16.3            | 78.3                    | 92.0    | 1.1                    | 1.6         | ...   |
| 河 北 Hebei            | 92.6                        | 23.1            | 69.5                    | 88.5    | 3.5                    | 0.5         | 0.1   |
| 山 西 Shanxi           | 14.1                        | 0.4             | 13.8                    | 14.1    |                        |             | ...   |
| 内 蒙 古 Inner Mongolia | 38.4                        | 16.6            | 21.8                    | 37.8    | 0.1                    |             | 0.5   |
| 辽 宁 Liaoning         | 120.1                       | 6.7             | 113.4                   | 116.2   | 3.8                    | 0.1         |       |
| 吉 林 Jilin            | 97.9                        | 29.7            | 68.3                    | 97.0    | 0.6                    | 0.3         |       |
| 黑 龙 江 Heilongjiang   | 189.5                       | 47.9            | 141.6                   | 188.7   | 0.7                    | 0.1         |       |
| 上 海 Shanghai         | 112.5                       | 5.0             | 107.5                   | 110.8   | 1.6                    |             | 0.1   |
| 江 苏 Jiangsu          | 1 105.2                     | 226.0           | 879.2                   | 1 011.2 | 45.6                   | 39.4        | 8.9   |
| 浙 江 Zhejiang         | 332.3                       | 33.1            | 299.2                   | 314.8   | 2.6                    | 9.6         | 5.4   |
| 安 徽 Anhui            | 364.2                       | 90.7            | 273.5                   | 321.6   | 4.4                    | 36.6        | 1.5   |
| 福 建 Fujian           | 190.0                       | 22.5            | 167.5                   | 169.4   | 2.7                    | 6.5         | 11.5  |
| 江 西 Jiangxi          | 554.9                       | 96.5            | 458.5                   | 522.5   | 18.1                   | 12.3        | 2.1   |
| 山 东 Shandong         | 296.7                       | 50.1            | 246.6                   | 284.9   | 8.8                    | 2.8         | 0.2   |
| 河 南 Henan            | 138.3                       | 10.7            | 127.7                   | 134.2   | 2.1                    | 1.1         | 0.9   |
| 湖 北 Hubei            | 1 012.9                     | 134.7           | 878.3                   | 956.8   | 19.5                   | 20.1        | 16.5  |
| 湖 南 Hunan            | 680.6                       | 63.4            | 617.2                   | 657.7   | 6.6                    | 6.3         | 10.0  |
| 广 东 Guangdong        | 1 222.9                     | 64.9            | 1 158.0                 | 1 186.1 | 8.6                    | 19.5        | 8.7   |
| 广 西 Guangxi          | 216.7                       | 22.1            | 194.6                   | 208.4   | 2.1                    | 6.1         | 0.1   |
| 海 南 Hainan           | 42.0                        | 5.0             | 37.0                    | 41.9    | 0.1                    |             |       |
| 四 川 Sichuan          | 313.8                       | 29.2            | 284.6                   | 312.4   | 0.4                    | ...         | 1.1   |
| 贵 州 Guizhou          | 25.5                        | 3.1             | 22.4                    | 25.2    | 0.3                    | 0.1         | ...   |
| 云 南 Yunnan           | 58.3                        | 18.7            | 39.6                    | 58.3    |                        |             |       |
| 西 藏 Tibet            | 0.9                         | 0.9             |                         | 0.9     |                        |             |       |
| 陕 西 Shaanxi          | 30.8                        | 0.7             | 30.1                    | 30.8    | ...                    |             |       |
| 甘 肃 Gansu            | 5.6                         | 0.3             | 5.3                     | 5.6     |                        |             |       |
| 青 海 Qinghai          | 3.9                         | 3.4             | 0.5                     | 3.9     |                        |             |       |
| 宁 夏 Ningxia          | 15.2                        | 0.4             | 14.8                    | 15.2    | ...                    |             |       |
| 新 疆 Xinjiang         | 28.8                        | 6.6             | 22.2                    | 28.8    |                        |             |       |

11-22 农村居民家庭平均每户饲养畜禽、  
其他小动物和渔业生产情况  
OUTPUT OF LIVESTOCK, POULTRY, SMALL ANIMALS AND  
FISHERY PER RURAL HOUSHOLD

本表为农村住户抽样调查资料。

Figures in this table are from rural household sample surveys.

单位: 公斤

(kg)

| 年 份   | 地 区            | 出售自宰<br>猪肉产量                                   | 出售自宰<br>羊肉产量                                     | 羊 毛<br>产 量                   | 牛 羊<br>奶 量 | 出售自宰<br>家禽产量                                      | 禽蛋产量    | 兔毛产量           | 蜂蜜产量  | 蚕茧产量                | 渔业产品<br>产 量         |
|-------|----------------|--|--|------------------------------|------------|---|---------|----------------|-------|---------------------|---------------------|
| Year  | Region         | Sold and<br>Farmer<br>Slaugh-<br>tered<br>Pork | Sold and<br>Farmer<br>Slaugh-<br>tered<br>Mutton | Sheep<br>and<br>Goat<br>Wool | Milk       | Sold and<br>Farmer<br>Slaugh-<br>tered<br>Poultry | Poultry | Rabbits<br>Fur | Honey | Silkworm<br>Cocoons | Fishery<br>Products |
| 1980  |                | 91.44  | 2.51   |                              |            |   | 11.55   |                | 0.25  |                     |                     |
| 1983  |                | 98.54  | 5.15   | 1.27                         | 7.77       | 6.43  | 16.52   | 0.02           | 0.37  | 2.22                | 4.84                |
| 1984  |                | 105.09   | 5.74   | 1.75                         | 10.12      | 10.56   | 19.73   | 0.03           | 0.29  | 2.10                | 5.91                |
| 1985  |                | 111.51   | 4.38   | 1.18                         | 10.94      | 11.24   | 21.23   | 0.05           | 0.34  | 1.80                | 11.36               |
| 1986  |                | 116.16   | 4.74   | 1.50                         | 15.95      | 8.14  | 21.58   | 0.09           | 0.35  | 1.78                | 13.10               |
| 1987  |                | 114.78   | 4.97   | 1.29                         | 15.59      | 10.84   | 20.58   | 0.06           | 0.39  | 2.08                | 14.11               |
| 1988  |                | 110.01   | 4.84   | 1.73                         | 14.53      | 11.72   | 20.89   | 0.03           | 0.38  | 2.25                | 16.07               |
| 1989  |                | 107.56   | 4.81   | 1.65                         | 12.15      | 10.46   | 20.59   | 0.03           | 0.26  | 2.55                | 13.04               |
| 1990  |                | 111.85   | 5.57   | 1.55                         | 13.59      | 10.58   | 20.02   | 0.04           | 0.24  | 2.86                | 12.21               |
| 1991  |                | 123.06   | 6.15   | 1.29                         | 15.11      | 12.00   | 24.75   | 0.08           | 0.34  | 3.15                | 16.11               |
| 1992  |                | 125.86   | 6.02   | 1.08                         | 15.66      | 11.40   | 25.64   | 0.14           | 0.28  | 3.34                | 17.15               |
| 1993  |                | 134.23   | 5.19   | 1.19                         | 14.31      | 15.40   | 25.73   | 0.09           | 0.21  | 3.60                | 16.75               |
| 北 京   | Beijing        | 111.83   | 1.27   |                              | 23.42      | 44.09   | 84.77   |                |       |                     | 4.99                |
| 天 津   | Tianjin        | 58.20  | 1.55   |                              | 67.73      | 4.58  | 32.18   |                |       |                     | 8.30                |
| 河 北   | Hebei          | 78.05  | 3.19   | 0.42                         | 4.25       | 5.43  | 33.94   |                | 0.29  | 0.04                | 0.91                |
| 山 西   | Shanxi         | 35.85  | 6.91   | 0.80                         | 1.40       | 0.69  | 26.27   |                | 0.03  | 1.27                |                     |
| 内 蒙 古 | Inner Mongolia | 129.54   | 18.18  | 11.13                        | 15.92      | 3.95  | 25.85   |                |       |                     | 0.14                |
| 辽 宁   | Liaoning       | 108.54   | 1.95   | 0.40                         | 0.29       | 13.01   | 67.03   |                | 0.06  | 2.24                | 33.59               |
| 吉 林   | Jilin          | 91.45  | 0.61   | 1.24                         |            | 7.43  | 27.42   |                | 0.09  | 0.33                | 0.16                |
| 黑 龙 江 | Heilongjiang   | 49.44  | 1.21   | 0.41                         | 61.93      | 6.72  | 29.44   |                |       |                     | 3.63                |
| 上 海   | Shanghai       | 200.88   | 2.90   | 0.02                         |            | 26.02   | 12.02   | 0.67           |       | 0.09                | 6.09                |
| 江 苏   | Jiangsu        | 64.28  | 0.64   | 0.01                         | 3.82       | 14.51   | 34.58   | 0.04           | 0.07  | 13.36               | 19.12               |
| 浙 江   | Zhejiang       | 146.90   | 2.25   | 0.06                         | 14.82      | 35.53   | 23.72   | 0.42           | 0.05  | 18.40               | 76.07               |
| 安 徽   | Anhui          | 96.91  | 1.98   |                              | 0.01       | 21.27   | 25.98   | 0.30           | 1.27  | 6.53                | 10.38               |
| 福 建   | Fujian         | 176.16   | 0.46   |                              | 1.09       | 29.60   | 29.04   | ...            | 0.03  |                     | 48.87               |
| 江 西   | Jiangxi        | 254.19   | 0.13   |                              |            | 18.35   | 19.78   |                | 0.13  | 3.89                | 25.89               |
| 山 东   | Shandong       | 100.17   | 5.62   | 0.05                         | 5.32       | 14.81   | 45.69   | 0.15           | 0.24  | 3.94                | 1.99                |
| 河 南   | Henan          | 83.69  | 5.75   | 0.01                         | 2.94       | 5.15  | 29.28   | 0.31           | 0.02  | 0.11                | 2.69                |
| 湖 北   | Hubei          | 180.84   | 0.47   |                              | 1.93       | 11.38   | 28.41   | 0.01           | 0.15  | 1.46                | 26.97               |
| 湖 南   | Hunan          | 222.79   | 0.35   |                              |            | 14.15   | 17.49   | ...            | 0.06  | 0.07                | 26.74               |
| 广 东   | Guangdong      | 225.63   | 0.21   |                              | 0.21       | 56.32   | 9.61    |                | 0.06  | 5.84                | 113.96              |
| 广 西   | Guangxi        | 218.06   | 0.71   |                              |            | 32.60   | 4.51    | ...            | 0.02  | 3.96                | 15.90               |
| 海 南   | Hainan         | 115.88   | 4.13   |                              | 0.08       | 41.15   | 3.68    |                | 0.23  |                     | 22.59               |
| 四 川   | Sichuan        | 230.25   | 1.13   | 0.06                         | 3.45       | 14.26   | 16.88   | 0.17           | 0.47  | 10.03               | 4.55                |
| 贵 州   | Gui zhou       | 163.55   | 1.83   | 0.15                         |            | 8.69  | 8.33    |                | 0.02  | 0.32                | 1.32                |
| 云 南   | Yunnan         | 180.26   | 3.09   |                              | 18.99      | 14.59   | 12.27   | 0.04           | 0.33  | 0.24                | 5.30                |
| 西 藏   | Tibet          | 29.60  | 81.44  | 26.97                        | 417.92     | 0.50  | 10.44   | 0.03           |       | 0.01                |                     |
| 陕 西   | Shaanxi        | 88.98  | 5.49   | 1.22                         | 37.59      | 4.31  | 23.10   |                | 0.23  | 2.22                | 0.41                |
| 甘 肃   | Gansu          | 71.03  | 8.18   | 3.16                         | 0.06       | 1.99  | 16.66   | 0.30           | 0.06  | 0.02                |                     |
| 青 海   | Qinghai        | 88.23  | 61.71  | 21.90                        | 120.54     | 1.16  | 7.34    | 0.19           |       |                     | 0.06                |
| 宁 夏   | Ningxia        | 64.41  | 22.06  | 3.72                         | 122.20     | 6.62  | 18.79   |                | 1.85  |                     | 3.08                |
| 新 疆   | Xinjiang       | 22.00  | 47.28  | 9.68                         | 83.18      | 17.22   | 32.58   | 0.01           | 0.40  | 2.09                | 1.25                |

11-23 农村居民家庭平均每户畜禽、其他小动物和渔业产品的出售量  
 SALES OF LIVESTOCK, POULTRY, SMALL ANIMALS AND  
 FISHERY PER RURAL HOUSEHOLD

本表为农村住户抽样调查资料。  
 Figures in this table are from rural household sample surveys.

| 年 份 地 区<br>Year Region | 肥 猪<br>(头)<br>Fat-ling Hogs<br>(head) | 菜 羊<br>(只)<br>Mutton Sheep and Goat<br>(head) | 每 百 户 (100 households)       |                             | 家 禽<br>(只)<br>Poultry<br>(head) | 蛋 类<br>(公斤)<br>Poultry Eggs<br>(kg) | 羊 毛<br>(公斤)<br>Sheep and Goat Wool<br>(kg) | 兔 毛<br>(公斤)<br>Rabbit Fur<br>(kg) | 牛 羊 奶<br>(公斤)<br>Milk<br>(kg) | 蚕 茧<br>(公斤)<br>Silk-worm Cocoon<br>(kg) | 蜂 蜜<br>(公斤)<br>Honey<br>(kg) | 水 产 品<br>(公斤)<br>Aquatic Product<br>(kg) |
|------------------------|---------------------------------------|---|------------------------------|-----------------------------|---------------------------------|-------------------------------------|--|-----------------------------------|-------------------------------|---|------------------------------|--|
|                        |                                       |   | 牛<br>(头)<br>Cattle<br>(head) | 牛 肉<br>(公斤)<br>Beef<br>(kg) |                                 |                                     |  |                                   |                               |   |                              |  |
|                        |                                       |   |                              |                             |                                 |                                     |  |                                   |                               |   |                              |  |
| 1980                   | 0.99                                  | 0.17  |                              |                             |                                 |                                     |  |                                   |                               |   |                              |  |
| 1983                   | 1.04                                  | 0.29  |                              |                             | 3.67                            | 9.12                                | 1.00                                       | 0.02                              | 2.05                          | 2.20                                    | 0.32                         | 3.83                                     |
| 1984                   | 1.09                                  | 0.30  |                              |                             | 3.83                            | 10.43                               | 1.40                                       | 0.02                              | 2.88                          | 2.05                                    | 0.24                         | 4.33                                     |
| 1985                   | 1.02                                  | 0.24  | 1.05                         |                             | 5.13                            | 11.35                               | 0.90                                       | 0.05                              | 5.64                          | 1.85                                    | 0.21                         | 8.94                                     |
| 1986                   | 1.07                                  | 0.21  | 1.14                         |                             | 4.76                            | 11.41                               | 1.21                                       | 0.07                              | 7.66                          | 1.73                                    | 0.33                         | 10.36                                    |
| 1987                   | 1.08                                  | 0.23  | 1.25                         |                             | 4.78                            | 9.86                                | 0.97                                       | 0.05                              | 8.93                          | 2.04                                    | 0.35                         | 11.08                                    |
| 1988                   | 0.93                                  | 0.25  | 1.37                         |                             | 6.01                            | 10.28                               | 1.16                                       | 0.03                              | 9.08                          | 2.20                                    | 0.25                         | 13.07                                    |
| 1989                   | 0.93                                  | 0.25  | 2.00                         |                             | 4.55                            | 9.77                                | 0.83                                       | 0.03                              | 7.00                          | 2.50                                    | 0.22                         | 10.58                                    |
| 1990                   | 0.99                                  | 0.33  | 2.28                         |                             | 4.10                            | 9.06                                | 0.94                                       | 0.02                              | 8.08                          | 2.80                                    | 0.18                         | 9.84                                     |
| 1991                   | 1.06                                  | 0.29  | 2.83                         |                             | 6.04                            | 12.51                               | 0.77                                       | 0.03                              | 9.01                          | 3.07                                    | 0.18                         | 13.79                                    |
| 1992                   | 1.11                                  | 0.26  | 2.49                         |                             | 6.11                            | 13.56                               | 0.69                                       | 0.05                              | 8.62                          | 3.26                                    | 0.15                         | 14.99                                    |
| 1993                   | 1.54                                  | 0.26  | 5.99                         | 25.73                       | 6.43                            | 13.13                               | 0.67                                       | 0.05                              | 7.78                          | 3.41                                    | 0.14                         | 14.07                                    |
| 北 京 Beijing            | 1.35                                  | 0.09  | 3.20                         | ...                         | 22.04                           | 65.89                               |  |                                   | 15.85                         |   |                              | 4.92                                     |
| 天 津 Tianjin            | 0.53                                  | 0.10  | 4.67                         | ...                         | 8.34                            | 23.65                               |  |                                   | 67.51                         |   |                              | 7.78                                     |
| 河 北 Hebei              | 0.88                                  | 0.19  | 2.33                         | 8.43                        | 4.95                            | 20.85                               | 0.35                                       |                                   | 4.10                          | 0.02                                    | 0.29                         | 0.80                                     |
| 山 西 Shanxi             | 0.45                                  | 0.35  | 2.00                         | 13.71                       | 0.72                            | 11.08                               | 0.45                                       |                                   | 1.34                          | 1.30                                    | ...                          | ...                                      |
| 内 蒙 古 Inner Mongolia   | 1.16                                  | 0.91  | 8.02                         | 35.22                       | 1.41                            | 10.38                               | 8.06                                       |                                   | 8.60                          | ...                                     |                              | 0.09                                     |
| 辽 宁 Liaoning           | 1.04                                  | 0.10  | 3.28                         | 36.83                       | 15.15                           | 36.47                               | 0.41                                       |                                   |                               | 4.09                                    | 0.08                         | 34.76                                    |
| 吉 林 Jilin              | 1.47                                  | 0.01  | 5.13                         | 26.06                       | 2.65                            | 9.53                                | 0.99                                       |                                   |                               | ...                                     | 0.03                         | 0.19                                     |
| 黑 龙 江 Heilongjiang     | 0.31                                  | 0.08  | 1.56                         | 16.16                       | 2.41                            | 13.71                               | 0.41                                       |                                   | 44.21                         |   |                              | 2.50                                     |
| 上 海 Shanghai           | 3.49                                  | 0.07  | 0.17                         | ...                         | 7.16                            | 0.47                                | ...  | 0.66                              |                               | 0.09                                    |                              | 3.30                                     |
| 江 苏 Jiangsu            | 1.49                                  | 0.16  | 0.47                         | ...                         | 6.58                            | 12.77                               | ...  | 0.03                              | 2.16                          | 12.31                                   | 0.07                         | 13.24                                    |
| 浙 江 Zhejiang           | 1.73                                  | 0.08  | 0.44                         | 0.93                        | 13.11                           | 18.78                               | 0.06                                       | 0.30                              | 14.82                         | 18.39                                   | 0.01                         | 73.43                                    |
| 安 徽 Anhui              | 1.35                                  | 0.13  | 4.00                         | 27.52                       | 7.80                            | 12.39                               |  | 0.25                              | 0.01                          | 6.47                                    | 1.13                         | 7.84                                     |
| 福 建 Fujian             | 3.22                                  | 0.02  | 3.19                         | 29.62                       | 10.11                           | 22.39                               |  | 0.01                              | 1.54                          | 0.06                                    | 0.01                         | 43.97                                    |
| 江 西 Jiangxi            | 2.68                                  |   | 3.47                         | 21.96                       | 6.94                            | 8.16                                |  |                                   |                               | 3.50                                    | 0.12                         | 20.40                                    |
| 山 东 Shandong           | 1.89                                  | 0.39  | 4.95                         | 5.48                        | 8.02                            | 23.11                               | 0.03                                       | 0.05                              | 4.92                          | 2.42                                    | 0.05                         | 1.64                                     |
| 河 南 Henan              | 0.71                                  | 0.37  | 5.29                         | 18.17                       | 2.27                            | 8.27                                | 0.01                                       | 0.14                              | 2.32                          | 0.09                                    | 0.01                         | 1.09                                     |
| 湖 北 Hubei              | 1.40                                  | 0.02  | 0.85                         | 12.36                       | 3.12                            | 13.12                               |  | ...                               | 1.91                          | 1.44                                    | 0.14                         | 15.81                                    |
| 湖 南 Hunan              | 2.22                                  | 0.06  | 1.65                         | 11.16                       | 4.59                            | 9.62                                |  | ...                               |                               | 0.07                                    | 0.04                         | 19.41                                    |
| 广 东 Guangdong          | 1.80                                  |   | 1.49                         | 27.02                       | 20.91                           | 2.49                                |  |                                   | 0.20                          | 5.80                                    | 0.04                         | 100.20                                   |
| 广 西 Guangxi            | 3.23                                  | 0.04  | 5.84                         | 16.97                       | 11.41                           | 2.24                                |  | ...                               |                               | 3.95                                    | 0.01                         | 13.53                                    |
| 海 南 Hainan             | 1.02                                  | 0.35  | 12.08                        | 82.64                       | 12.90                           | 2.84                                |  |                                   |                               |   | 0.22                         | 18.29                                    |
| 四 川 Sichuan            | 2.56                                  | 0.06  | 1.07                         | 8.78                        | 6.58                            | 7.96                                | 0.02                                       | 0.10                              | 0.63                          | 9.42                                    | 0.14                         | 3.74                                     |
| 贵 州 Guizhou            | 1.19                                  | 0.10  | 18.79                        | 36.88                       | 4.04                            | 5.40                                | 0.07                                       |                                   | ...                           | 0.32                                    | 0.03                         | 0.99                                     |
| 云 南 Yunnan             | 1.74                                  | 0.14  | 8.21                         | 56.13                       | 4.18                            | 5.68                                | 0.05                                       | 0.04                              | 26.00                         | 0.18                                    | 0.06                         | 5.17                                     |
| 西 藏 Tibet              | 0.01                                  | 0.26  | 12.71                        | 241.67                      | 0.29                            | 1.10                                | 3.74                                       |                                   | 4.88                          | 0.01                                    |                              | ...                                      |
| 陕 西 Shaanxi            | 1.12                                  | 0.25  | 1.31                         | 1.53                        | 2.00                            | 14.26                               | 0.55                                       | ...                               | 36.02                         | 2.02                                    | 0.04                         | 0.37                                     |
| 甘 肃 Gansu              | 0.71                                  | 0.34  | 2.61                         | 12.89                       | 1.41                            | 7.81                                | 1.25                                       | 0.06                              |                               | 0.02                                    | 0.01                         |  |
| 青 海 Qinghai            | 0.82                                  | 2.27  | 14.50                        | 93.33                       | 0.37                            | 3.10                                | 16.66                                      | 0.05                              | 15.37                         |   |                              | 0.03                                     |
| 宁 夏 Ningxia            | 0.54                                  | 1.21  | 3.33                         | 10.00                       | 2.52                            | 12.70                               | 2.07                                       |                                   | 117.88                        |   | 1.83                         | 3.02                                     |
| 新 疆 Xinjiang           | 0.25                                  | 3.00  | 99.10                        | 290.32                      | 3.69                            | 23.42                               | 4.96                                       |                                   | 24.31                         | 1.76                                    | 0.26                         | 1.14                                     |



11-24 主要农产品产量与解放前最高年产量比较  
OUTPUT OF MAJOR AGRICULTURAL PRODUCTS IN  
COMPARISON WITH PEAK YEAR PRIOR TO 1949

| 产品名称       | Item                           | 解放前最高年<br>Peak Year prior to 1949 |              | 指数(以解放前最高年为100)<br>Indices(peak year prior to 1949=100) |        |          |
|------------|--------------------------------|-----------------------------------|--------------|---|--------|----------|
|            |                                | 年份<br>Year                        | 产量<br>Output | 1949  | 1952   | 1993     |
| 种植业 (万吨)   | Farming (10 000 tn)            |                                   |              |   |        |          |
| 粮 食        | Grain                          | 1 936                             | 15 000.00    | 75.45   | 109.28 | 304.33   |
| # 稻        | Rice                           | 1 936                             | 5 735.00     | 84.83   | 119.32 | 309.86   |
| 小 麦        | Wheat                          | 1 936                             | 2 330.00     | 59.27   | 77.81  | 456.61   |
| 玉 米        | Corn                           | 1 936                             | 1 010.00     |   | 166.83 | 1 016.87 |
| 大 豆        | Soybeans                       | 1 936                             | 1 130.00     | 45.04   | 84.25  | 135.46   |
| 薯 类        | Tubers                         | 1 936                             | 635.00       | 155.12  | 257.17 | 500.96   |
| 棉 花        | Cotton                         | 1 936                             | 84.90        | 52.30   | 153.59 | 440.40   |
| 花 生        | Peanuts                        | 1 933                             | 317.10       | 39.99   | 73.04  | 265.56   |
| 油 菜        | Rapeseed                       | 1 934                             | 190.70       | 38.49   | 48.87  | 363.87   |
| 芝 麻        | Sesame                         | 1 933                             | 99.10        | 32.90   | 48.54  | 56.81    |
| 黄 麻        | Jute and Ambar Hemp            | 1 945                             | 5.50         | 34.55   | 278.18 | 1 221.82 |
| 桑 蚕 茧      | Mulberry Silkworm Cocoons      | 1 931                             | 22.10        | 14.03   | 28.05  | 322.00   |
| 柞 蚕 茧      | Tussah Silkworm Cocoons        | 1 921                             | 9.40         | 12.77   | 64.89  | 47.92    |
| 茶 叶        | Tea                            | 1 932                             | 22.50        | 18.22   | 36.44  | 266.64   |
| 甘 蔗        | Sugarcane                      | 1 940                             | 565.20       | 46.74   | 125.90 | 1 135.77 |
| 甜 菜        | Beetroots                      | 1 939                             | 32.90        | 58.05   | 145.59 | 3 662.01 |
| 烤 烟        | Flued-Cured Tobacco            | 1 948                             | 17.90        | 24.02   | 124.02 | 1 696.09 |
| 苹 果        | Apples                         | 1 926                             | 12.10        |   | 97.52  | 7 495.50 |
| 柑 桔        | Citrus Fruit                   | 1 926                             | 40.10        |   | 51.62  | 1 638.29 |
| 香 蕉        | Bananas                        | 1 927                             | 10.30        |   | 106.80 | 2 622.02 |
| 畜牧业 (万头、只) | Animal Husbandry (10 000 head) |                                   |              |   |        |          |
| 大牲畜年底头数    | Large Animals (year-end)       | 1 935                             | 7 151.00     | 83.93   | 106.92 | 195.60   |
| 牛          | Cattle and Buffaloes           | 1 935                             | 4 827.00     | 91.02   | 117.26 | 234.43   |
| 马          | Horses                         | 1 935                             | 649.00       | 75.12   | 94.45  | 153.45   |
| 驴          | Donkeys                        | 1 935                             | 1 215.00     | 78.14   | 97.17  | 89.60    |
| 骡          | Mules                          | 1 935                             | 460.00       | 31.98   | 35.59  | 119.52   |
| 猪年底头数      | Hogs (year-end)                | 1 934                             | 7 853.00     | 73.54   | 114.31 | 500.45   |
| 羊年底只数      | Sheep and Goats (year-end)     | 1 937                             | 6 252.00     | 67.74   | 98.82  | 347.59   |
| 水产品 (万吨)   | Aquatic Products (10 000 tn)   | 1 936                             | 150.00       | 30.00   | 111.33 | 1 215.33 |

11-25 按人口平均的主要农产品产量  
OUTPUT OF MAJOR AGRICULTURAL PRODUCTS PER CAPITA

| 产品名称  | Item                         | 1952  | 1957  | 1965  | 1978  | 1980  | 1985  | 1990  | 1993  |
|-------|------------------------------|-------|-------|-------|-------|-------|-------|-------|-------|
| 粮 食   | Grain (公斤.kg)                | 288.1 | 306.0 | 272.0 | 318.7 | 326.7 | 360.7 | 393.1 | 387.3 |
| 棉 花   | Cotton (公斤.kg)               | 2.3   | 2.6   | 2.9   | 2.3   | 2.8   | 3.9   | 4.0   | 3.2   |
| 油 料   | Oil-Bearing Crops (公斤.kg)    | 7.4   | 6.6   | 5.1   | 5.5   | 7.8   | 15.0  | 14.2  | 15.3  |
| 肉 猪   | Fattened Hogs (头.head)       | 0.12  | 0.11  | 0.17  | 0.17  | 0.20  | 0.23  | 0.27  | 0.32  |
| 猪牛羊肉  | Pork, Beef and Mutton(公斤.kg) | 5.9   | 6.3   | 7.7   | 9.0   | 12.3  | 16.8  | 22.1  | 27.4  |
| 水 产 品 | Aquatic Products (公斤.kg)     | 2.9   | 4.9   | 4.2   | 4.9   | 4.6   | 6.7   | 10.9  | 15.4  |

11-26 各地区受灾面积和成灾面积  
AREAS COVERED AND AFFECTED BY NATURAL DISASTER

单位: 万公顷

(10 000 ha)

| 年 份 地 区<br>Year Region | 受灾面积<br>Areas Covered | 成灾面积<br>Areas Affected | 成灾面积占<br>受灾面积%<br>Percentage<br>of Disaster<br>Areas<br>Affected to<br>Areas<br>Covered | 水 灾<br>Flood          |                        | 旱 灾<br>Drought        |                        |
|------------------------|-----------------------|------------------------|---|-----------------------|------------------------|-----------------------|------------------------|
|                        |                       |                        |   | 受灾面积<br>Areas Covered | 成灾面积<br>Areas Affected | 受灾面积<br>Areas Covered | 成灾面积<br>Areas Affected |
| 1978                   | 5 079                 | 2 180                  | 42.9  | 285                   | 92                     | 4 017                 | 1 797                  |
| 1980                   | 4 453                 | 2 232                  | 50.1  | 915                   | 503                    | 2 611                 | 1 249                  |
| 1983                   | 3 471                 | 1 621                  | 46.7  | 1 216                 | 575                    | 1 609                 | 759                    |
| 1984                   | 3 189                 | 1 526                  | 47.9  | 1 063                 | 540                    | 1 582                 | 702                    |
| 1985                   | 4 437                 | 2 271                  | 51.2  | 1 420                 | 895                    | 2 299                 | 1 006                  |
| 1986                   | 4 714                 | 2 366                  | 50.2  | 916                   | 558                    | 3 104                 | 1 476                  |
| 1987                   | 4 209                 | 2 039                  | 48.4  | 869                   | 410                    | 2 492                 | 1 303                  |
| 1988                   | 5 087                 | 2 394                  | 47.1  | 1 195                 | 613                    | 3 290                 | 1 530                  |
| 1989                   | 4 699                 | 2 445                  | 52.0  | 1 133                 | 592                    | 2 936                 | 1 526                  |
| 1990                   | 3 847                 | 1 782                  | 46.3  | 1 180                 | 560                    | 1 818                 | 781                    |
| 1991                   | 5 547                 | 2 781                  | 50.1  | 2 460                 | 1 461                  | 2 491                 | 1 056                  |
| 1992                   | 5 133                 | 2 590                  | 50.4  | 942                   | 446                    | 3 298                 | 1 705                  |
| 1993                   | 4 883                 | 2 313                  | 47.4  | 1 639                 | 861                    | 2 110                 | 866                    |
| 北 京 Beijing            | 11.9                  | 5.3                    | 44.5  |                       |                        | 8.9                   | 4.0                    |
| 天 津 Tianjin            | 20.5                  | 9.7                    | 47.3  |                       |                        | 13.6                  | 6.6                    |
| 河 北 Hebei              | 315.5                 | 143.2                  | 45.4  | 19.1                  | 10.8                   | 239.2                 | 95.6                   |
| 山 西 Shanxi             | 220.5                 | 101.7                  | 46.1  | 36.4                  | 23.2                   | 139.5                 | 53.3                   |
| 内 蒙 古 Inner Mongolia   | 228.2                 | 119.4                  | 52.3  | 53.0                  | 37.4                   | 138.7                 | 64.8                   |
| 辽 宁 Liaoning           | 131.7                 | 47.0                   | 35.7  | 11.7                  | 7.6                    | 100.2                 | 24.3                   |
| 吉 林 Jilin              | 218.3                 | 112.8                  | 51.7  | 93.9                  | 50.4                   | 58.0                  | 18.7                   |
| 黑 龙 江 Heilongjiang     | 309.2                 | 166.3                  | 53.8  | 85.0                  | 54.2                   | 196.3                 | 100.2                  |
| 上 海 Shanghai           | 0.5                   | 0.5                    | 100.0   | 0.5                   | 0.5                    |                       |                        |
| 江 苏 Jiangsu            | 317.6                 | 151.2                  | 47.6  | 189.9                 | 94.5                   | 54.7                  | 24.8                   |
| 浙 江 Zhejiang           | 72.4                  | 41.1                   | 56.8  | 53.1                  | 30.8                   | 9.3                   | 4.9                    |
| 安 徽 Anhui              | 110.7                 | 40.9                   | 36.9  | 30.7                  | 12.0                   | 34.4                  | 3.3                    |
| 福 建 Fujian             | 54.7                  | 31.1                   | 56.9  | 17.2                  | 10.0                   | 17.1                  | 9.0                    |
| 江 西 Jiangxi            | 143.5                 | 58.1                   | 40.5  | 91.8                  | 46.8                   | 30.1                  | 2.1                    |
| 山 东 Shandong           | 374.3                 | 193.3                  | 51.6  | 135.8                 | 75.3                   | 166.1                 | 80.0                   |
| 河 南 Henan              | 269.3                 | 140.1                  | 52.0  | 16.7                  | 11.3                   | 199.8                 | 100.5                  |
| 湖 北 Hubei              | 279.1                 | 121.8                  | 43.6  | 80.0                  | 34.6                   | 69.9                  | 23.3                   |
| 湖 南 Hunan              | 242.7                 | 110.3                  | 45.4  | 171.1                 | 89.5                   | 21.9                  | 7.2                    |
| 广 东 Guangdong          | 237.0                 | 111.5                  | 47.0  | 139.3                 | 63.7                   | 14.0                  | 3.4                    |
| 广 西 Guangxi            | 104.7                 | 53.1                   | 50.7  | 48.3                  | 23.5                   | 34.1                  | 18.6                   |
| 海 南 Hainan             | 29.7                  | 14.0                   | 47.1  | 6.7                   | 3.4                    | 23.0                  | 10.6                   |
| 四 川 Sichuan            | 483.1                 | 228.9                  | 47.4  | 184.5                 | 84.8                   | 216.9                 | 97.3                   |
| 贵 州 Guizhou            | 138.0                 | 65.2                   | 47.2  | 44.2                  | 22.9                   | 55.5                  | 25.9                   |
| 云 南 Yunnan             | 160.1                 | 62.1                   | 38.8  | 26.7                  | 15.2                   | 84.7                  | 23.5                   |
| 西 藏 Tibet              | 5.4                   | 3.5                    | 64.8  | 0.9                   | 0.7                    | 2.4                   | 1.6                    |
| 陕 西 Shaanxi            | 206.4                 | 93.5                   | 45.3  | 74.4                  | 46.2                   | 100.0                 | 33.3                   |
| 甘 肃 Gansu              | 111.7                 | 48.1                   | 43.1  | 14.5                  | 7.3                    | 53.3                  | 20.0                   |
| 青 海 Qinghai            | 14.8                  | 11.3                   | 76.4  | 0.7                   | 0.6                    | 0.3                   | 0.1                    |
| 宁 夏 Ningxia            | 28.8                  | 16.3                   | 56.6  | 0.5                   | 0.3                    | 12.2                  | 7.4                    |
| 新 疆 Xinjiang           | 42.4                  | 12.1                   | 28.5  | 12.4                  | 3.3                    | 15.6                  | 1.3                    |

11-27 国营农场基本情况  
BASIC STATISTICS FOR STATE FARMS

(农垦系统)

| 指 标       | Item   | 1991    | 1992    | 1993    |
|-----------|--|---------|---------|---------|
| 农场数       | (个) Number of Farms  | 2 166   | 2 149   | 2 159   |
| 职工人数      | (万人) Number of Staff and Workers (10 000 persons)            | 536.6   | 541.9   | 532.3   |
| 耕地面积      | (万公顷) Cultivated Land (10 000 ha)                            | 446.4   | 451.7   | 448.2   |
| 农业机械总动力   | (亿瓦) Total Power of Agricultural Machinery (100 000 000 wts) | 95.1    | 96.4    | 97.6    |
| 农业机械拥有量   | (台.辆) Ownership of Agricultural Machinery (unit)             |         |         |         |
| 大中型农用拖拉机  | Large and Medium Agricultural Tractors                       | 64 825  | 64 512  | 63 457  |
| 小型及手扶拖拉机  | Small and Walking Agricultural Tractors                      | 108 800 | 110 672 | 126 800 |
| 农用排灌动力机械  | Machinery for Agricultural Drainage and Irrigation           | 87 100  | 88 550  | 93 900  |
| 联合收割机     | Combine Harvesters   | 15 427  | 15 340  | 15 037  |
| 农用载重汽车    | Trucks for Agricultural Use                                  | 21 998  | 20 336  | 20 600  |
| 农用化肥施用量   | (万吨) Chemical Fertilizer Applied (10 000 tn)                 | 237.3   | 243.7   | 237.4   |
| 农业总产值     | (亿元) Gross Output Value of Agriculture (100 000 000 yuan)    | 238.0   | 255.5   | 302.1   |
| 盈利农场数     | (个) Number of Profitable Farms                               | 2 281   | 1 467   | 1 762   |
| 盈亏总额      | (亿元) Total Profits (100 000 000 yuan)                        | 12.8    | 10.4    | 14.1    |
| 农作物总播种面积  | (千公顷) Sown Area (1 000 ha)                                   | 4 498.1 | 4 314.4 | 4 431.4 |
| 粮食作物      | Grain  | 3 223.7 | 3 000.1 | 3 167.8 |
| 棉花        | Cotton   | 317.7   | 355.9   | 340.2   |
| 油料        | Oil-Bearing Crops  | 314.7   | 318.3   | 288.9   |
| 糖料        | Sugar Crops  | 163.0   | 166.4   | 149.0   |
| 麻类        | Jute and Hemp  | 2.3     | 2.3     | 2.5     |
| 年底实有茶园面积  | Tea Plantations (year-end)                                   | 45.1    | 45.0    | 45.2    |
| 年底实有桑园面积  | Mulberry Plantations (year-end)                              | 1.4     | 2.2     | 2.2     |
| 年底实有果园面积  | Orchards (year-end)  | 131.3   | 133.0   | 148.5   |
| 年底实有橡胶园面积 | Rubber Plantations (year-end)                                | 401.3   | 401.2   | 393.0   |
| 主要农产品产量   | Output of Major Products                                     |         |         |         |
| 粮食作物      | (万吨) Grain (10 000 tn)                                       | 1 055.6 | 1 089.2 | 1 109.1 |
| 棉花        | (万吨) Cotton (10 000 tn)                                      | 35.1    | 37.2    | 38.6    |
| 油料        | (万吨) Oil-Bearing Crops (10 000 tn)                           | 37.1    | 38.1    | 33.5    |
| 糖料        | (万吨) Sugar Crops (10 000 tn)                                 | 641.9   | 752.7   | 644.4   |
| 麻类        | (万吨) Jutes and Hemp (10 000 tn)                              | 0.5     | 0.6     | 0.7     |
| 茶叶        | (万吨) Tea (10 000 tn)   | 4.5     | 4.6     | 4.8     |
| 桑蚕茧       | (吨) Mulberry Silkworm Cocoons (tn)                           | 983.0   | 1 172.0 | 1 111.0 |
| 水果        | (万吨) Fruit (10 000 tn)                                       | 68.3    | 74.5    | 81.5    |
| 干胶        | (吨) Rubber (tn)  | 253 217 | 262 399 | 27.0    |
| 畜牧业、渔业生产  | Output of Animal Husbandry and Fishery                       |         |         |         |
| 大牲畜年底头数   | (万头) Large Animals (year-end) (10 000 head)                  | 226.7   | 225.3   | 224.5   |
| 猪年底头数     | (万头) Hogs (10 000 head)                                      | 359.7   | 372.0   | 391.2   |
| 羊年底只数     | (万只) Sheep and Goats (10 000 head)                           | 870.7   | 838.3   | 841.2   |
| # 绵羊      | Sheep  | 737.0   | 707.3   | 707.5   |
| 畜产品产量     | (万吨) Livestock Products                                      |         |         |         |
| 猪牛羊肉产量    | Pork, Beef and Mutton  | 37.2    | 39.7    | 42.3    |
| # 猪肉      | Pork   | 28.9    | 31.1    | 33.4    |
| 牛奶        | Milk   | 103.9   | 111.8   | 105.1   |
| 禽蛋        | Poultry Eggs   | 19.9    | 9.1     | 20.9    |
| 羊毛        | Sheep Wool   | 2.1     | 1.9     | 1.9     |
| 水产品总产量    | (万吨) Aquatic Products (10 000 tn)                            | 20.5    | 22.6    | 25.3    |

11-28 乡镇企业单位数  
TOWNSHIP AND VILLAGE ENTERPRISES

本表1978-1983年为乡、村两级数, 1984年以后为乡镇企业全部数。

Figures for 1978-1983 include only township and village level enterprises, since 1984 figures cover all township and village enterprises.

单位: 万个

(10 000)

| 年 份 地 区<br>Year Region | 合 计<br>Enterprises | 乡 办<br>Township | 村 办<br>Village | 农 业<br>Agri-<br>culture | 工 业<br>Industry | 建 筑 业<br>Con-<br>struction | 交 通 运 输 业<br>Trans-<br>portation | 商 业 饮 食 业<br>Commer-<br>ce and Food<br>Service |
|------------------------|--------------------|-----------------|----------------|-------------------------|-----------------|----------------------------|----------------------------------|--|
| 1978                   | 152.4              | 32.0            | 120.5          | 49.5                    | 79.4            | 4.7                        | 6.5                              | 12.4   |
| 1980                   | 142.5              | 33.7            | 108.2          | 37.8                    | 75.8            | 5.1                        | 8.9                              | 14.8   |
| 1983                   | 134.6              | 33.8            | 100.8          | 27.0                    | 74.4            | 5.7                        | 9.2                              | 18.4   |
| 1984                   | 606.5              | 40.2            | 146.2          | 24.8                    | 481.2           | 8.0                        | 13.0                             | 79.5   |
| 1985                   | 1 222.5            | 42.0            | 143.0          | 22.4                    | 493.0           | 8.3                        | 10.6                             | 688.1  |
| 1986                   | 1 515.3            | 42.6            | 130.2          | 24.0                    | 635.5           | 89.3                       | 262.0                            | 504.6  |
| 1987                   | 1 750.2            | 42.0            | 116.3          | 23.1                    | 708.3           | 90.3                       | 325.2                            | 603.4  |
| 1988                   | 1 888.2            | 42.4            | 116.7          | 23.3                    | 773.5           | 95.6                       | 372.6                            | 623.2  |
| 1989                   | 1 868.6            | 40.6            | 113.0          | 22.7                    | 736.5           | 92.6                       | 379.9                            | 637.1  |
| 1990                   | 1 850.4            | 38.8            | 106.6          | 22.4                    | 722.0           | 90.4                       | 381.4                            | 634.2  |
| 1991                   | 1 908.9            | 38.2            | 106.0          | 23.1                    | 742.6           | 88.8                       | 400.3                            | 654.1  |
| 1992                   | 2 079.2            | 39.3            | 112.7          | 24.7                    | 793.8           | 98.4                       | 436.2                            | 726.1  |
| 1993                   | 2 452.9            | 43.4            | 125.1          | 27.9                    | 918.4           | 121.7                      | 486.4                            | 898.5  |
| 北 京 Beijing            | 11.6               | 0.5             | 1.5            | 0.1                     | 2.7             | 0.4                        | 3.3                              | 5.1  |
| 天 津 Tianjin            | 3.9                | 0.3             | 0.9            | 0.0                     | 2.7             | 0.0                        | 0.3                              | 0.9  |
| 河 北 Hebei              | 159.7              | 2.1             | 5.9            | 1.1                     | 61.6            | 5.2                        | 37.7                             | 54.1   |
| 山 西 Shanxi             | 62.9               | 0.8             | 4.5            | 0.9                     | 15.6            | 2.2                        | 26.8                             | 17.4   |
| 内 蒙 古 Inner Mongolia   | 42.8               | 0.8             | 0.8            | 0.3                     | 9.8             | 1.7                        | 14.3                             | 16.7   |
| 辽 宁 Liaoning           | 78.3               | 1.6             | 4.7            | 0.8                     | 27.0            | 2.9                        | 18.3                             | 29.3   |
| 吉 林 Jilin              | 55.8               | 0.8             | 1.7            | 0.8                     | 16.9            | 4.0                        | 14.9                             | 19.2   |
| 黑 龙 江 Heilongjiang     | 66.2               | 1.0             | 2.2            | 0.8                     | 15.5            | 3.3                        | 21.3                             | 25.3   |
| 上 海 Shanghai           | 1.7                | 0.4             | 1.1            | 0.0                     | 1.7             | 0.0                        | 0.0                              | 0.0  |
| 江 苏 Jiangsu            | 98.5               | 3.6             | 7.7            | 0.1                     | 54.2            | 6.3                        | 15.0                             | 22.9   |
| 浙 江 Zhejiang           | 70.6               | 3.0             | 5.2            | 0.1                     | 45.3            | 1.9                        | 8.1                              | 15.2   |
| 安 徽 Anhui              | 166.7              | 2.5             | 4.5            | 0.8                     | 66.3            | 12.8                       | 31.0                             | 55.8   |
| 福 建 Fujian             | 67.2               | 1.4             | 5.1            | 1.5                     | 23.6            | 3.0                        | 13.3                             | 25.8   |
| 江 西 Jiangxi            | 105.3              | 1.9             | 4.2            | 0.8                     | 50.5            | 8.8                        | 12.7                             | 32.5   |
| 山 东 Shandong           | 196.7              | 2.6             | 15.2           | 2.4                     | 77.3            | 8.4                        | 40.3                             | 68.3   |
| 河 南 Henan              | 204.3              | 1.7             | 7.3            | 1.5                     | 91.9            | 14.2                       | 23.4                             | 73.3   |
| 湖 北 Hubei              | 137.8              | 2.2             | 12.2           | 4.0                     | 48.7            | 9.9                        | 22.8                             | 52.4   |
| 湖 南 Hunan              | 154.9              | 2.7             | 9.3            | 4.4                     | 54.3            | 8.1                        | 28.2                             | 59.9   |
| 广 东 Guangdong          | 139.0              | 2.8             | 10.2           | 1.8                     | 43.7            | 7.3                        | 27.6                             | 58.6   |
| 广 西 Guangxi            | 121.2              | 1.2             | 2.5            | 1.2                     | 36.0            | 3.7                        | 25.8                             | 54.5   |
| 海 南 Hainan             | 11.8               | 0.2             | 0.1            | 0.1                     | 2.3             | 0.3                        | 3.4                              | 5.7  |
| 四 川 Sichuan            | 242.4              | 5.6             | 11.0           | 1.9                     | 84.5            | 9.2                        | 29.9                             | 116.9  |
| 贵 州 Guizhou            | 53.1               | 0.6             | 0.4            | 0.2                     | 25.2            | 1.0                        | 9.2                              | 17.5   |
| 云 南 Yunnan             | 61.4               | 0.7             | 2.3            | 0.7                     | 18.9            | 0.9                        | 19.6                             | 21.3   |
| 西 藏 Tibet              |                    |                 |                |                         |                 |                            |                                  |  |
| 陕 西 Shaanxi            | 76.9               | 1.2             | 3.3            | 1.0                     | 23.8            | 4.1                        | 20.2                             | 27.8   |
| 甘 肃 Gansu              | 27.5               | 0.7             | 0.8            | 0.3                     | 9.2             | 0.9                        | 7.2                              | 9.9  |
| 青 海 Qinghai            | 4.6                | 0.1             | 0.1            | 0.0                     | 1.5             | 0.1                        | 1.4                              | 1.6  |
| 宁 夏 Ningxia            | 9.9                | 0.2             | 0.2            | 0.1                     | 2.6             | 0.3                        | 4.5                              | 2.4  |
| 新 疆 Xinjiang           | 20.2               | 0.5             | 0.3            | 0.2                     | 4.7             | 0.6                        | 6.0                              | 8.7  |

## 11-29 乡镇企业职工人数

## PERSONS EMPLOYED BY TOWNSHIP AND VILLAGE ENTERPRISES

本表1978-1983年为乡、村两级数, 1984年以后为乡镇企业全部数。

Figures for 1978-1983 include only township and village level enterprises, since 1984 figures cover all township and village enterprises.

单位: 万人

(10 000 persons)

| 年 份 地 区<br>Year Region | 合 计<br>Enterprises | 乡 办<br>Township | 村 办<br>Village | 农 业<br>Agri-<br>culture | 工 业<br>Industry | 建 筑 业<br>Con-<br>struction | 交 通 运 输 业<br>Trans-<br>portation | 商 业 饮 食 业<br>Commercc<br>and Food<br>Service |
|------------------------|--------------------|-----------------|----------------|-------------------------|-----------------|----------------------------|----------------------------------|--|
| 1978                   | 2 826.6            | 1 257.6         | 1 568.9        | 608.4                   | 1 734.4         | 235.6                      | 103.8                            | 144.3  |
| 1980                   | 2 999.7            | 1 393.8         | 1 605.9        | 456.1                   | 1 942.3         | 334.7                      | 113.6                            | 153.1  |
| 1983                   | 3 234.6            | 1 567.0         | 1 667.7        | 309.2                   | 2 168.1         | 482.7                      | 109.7                            | 164.9  |
| 1984                   | 5 208.1            | 1 879.2         | 2 103.0        | 283.9                   | 3 656.1         | 683.5                      | 129.3                            | 455.3  |
| 1985                   | 6 979.0            | 2 111.4         | 2 215.7        | 252.4                   | 4 136.7         | 790.0                      | 114.2                            | 1 685.8                                      |
| 1986                   | 7 937.1            | 2 274.9         | 2 266.4        | 240.8                   | 4 762.0         | 1 270.4                    | 541.3                            | 1 122.8                                      |
| 1987                   | 8 805.2            | 2 397.5         | 2 320.8        | 244.2                   | 5 266.7         | 1 374.0                    | 623.1                            | 1 297.2                                      |
| 1988                   | 9 545.5            | 2 490.4         | 2 403.5        | 250.0                   | 5 703.4         | 1 484.8                    | 684.2                            | 1 423.1                                      |
| 1989                   | 9 366.8            | 2 383.6         | 2 336.6        | 239.3                   | 5 624.1         | 1 403.7                    | 699.4                            | 1 400.3                                      |
| 1990                   | 9 264.8            | 2 333.2         | 2 259.2        | 236.1                   | 5 571.7         | 1 346.8                    | 711.2                            | 1 398.9                                      |
| 1991                   | 9 609.1            | 2 431.0         | 2 336.0        | 243.1                   | 5 813.6         | 1 384.3                    | 732.3                            | 1 435.8                                      |
| 1992                   | 10 581.1           | 2 608.3         | 2 540.5        | 254.8                   | 6 336.4         | 1 540.7                    | 796.9                            | 1 652.3                                      |
| 1993                   | 12 345.3           | 2 880.8         | 2 886.9        | 285.4                   | 7 259.6         | 1 826.9                    | 931.4                            | 2 042.0                                      |
| 北 京 Beijing            | 125.4              | 42.9            | 60.5           | 1.8                     | 80.1            | 20.9                       | 8.2                              | 14.4   |
| 天 津 Tianjin            | 97.1               | 27.0            | 56.8           | 0.1                     | 88.1            | 4.1                        | 1.6                              | 3.2  |
| 河 北 Hebei              | 743.3              | 116.2           | 158.6          | 13.3                    | 450.2           | 103.1                      | 60.9                             | 115.8  |
| 山 西 Shanxi             | 347.7              | 51.2            | 104.1          | 8.0                     | 202.7           | 39.4                       | 53.9                             | 43.7   |
| 内 蒙 古 Inner Mongolia   | 145.4              | 26.7            | 16.2           | 2.3                     | 58.1            | 27.2                       | 22.4                             | 35.4   |
| 辽 宁 Liaoning           | 434.0              | 111.1           | 132.6          | 16.3                    | 254.4           | 64.3                       | 37.1                             | 61.9   |
| 吉 林 Jilin              | 191.7              | 34.0            | 31.7           | 8.1                     | 86.1            | 30.5                       | 27.0                             | 40.0   |
| 黑 龙 江 Heilongjiang     | 205.1              | 37.6            | 30.2           | 5.7                     | 86.0            | 28.4                       | 35.6                             | 49.4   |
| 上 海 Shanghai           | 147.2              | 76.5            | 66.3           | 0.0                     | 147.2           | 0.0                        | 0.0                              | 0.0  |
| 江 苏 Jiangsu            | 947.4              | 412.0           | 301.5          | 1.6                     | 762.9           | 99.7                       | 32.7                             | 50.5   |
| 浙 江 Zhejiang           | 667.1              | 247.5           | 167.1          | 1.2                     | 577.4           | 46.1                       | 14.1                             | 28.3   |
| 安 徽 Anhui              | 637.3              | 141.3           | 93.2           | 8.4                     | 348.6           | 108.1                      | 55.9                             | 116.3  |
| 福 建 Fujian             | 406.3              | 84.1            | 106.1          | 22.7                    | 245.1           | 44.9                       | 27.7                             | 65.9   |
| 江 西 Jiangxi            | 339.5              | 71.7            | 51.5           | 7.7                     | 205.5           | 43.0                       | 20.8                             | 62.5   |
| 山 东 Shandong           | 1 350.8            | 277.8           | 438.2          | 37.6                    | 780.7           | 244.2                      | 91.8                             | 196.5  |
| 河 南 Henan              | 1 155.3            | 115.4           | 221.7          | 15.0                    | 615.4           | 229.8                      | 109.8                            | 185.3  |
| 湖 北 Hubei              | 519.8              | 124.1           | 122.5          | 31.8                    | 262.8           | 76.8                       | 38.3                             | 110.1  |
| 湖 南 Hunan              | 593.5              | 146.3           | 117.0          | 41.6                    | 296.5           | 96.8                       | 40.8                             | 117.8  |
| 广 东 Guangdong          | 915.5              | 209.2           | 287.1          | 12.1                    | 612.3           | 91.5                       | 47.3                             | 152.3  |
| 广 西 Guangxi            | 366.4              | 48.9            | 28.1           | 9.1                     | 161.8           | 41.8                       | 38.8                             | 114.9  |
| 海 南 Hainan             | 35.2               | 6.3             | 1.7            | 3.2                     | 10.4            | 5.1                        | 4.9                              | 11.6   |
| 四 川 Sichuan            | 1 033.6            | 287.4           | 150.0          | 17.5                    | 481.7           | 198.9                      | 52.3                             | 283.2  |
| 贵 州 Guizhou            | 153.5              | 25.8            | 6.8            | 1.7                     | 97.3            | 14.0                       | 11.6                             | 28.9   |
| 云 南 Yunnan             | 195.6              | 43.9            | 46.7           | 7.1                     | 89.0            | 40.6                       | 22.3                             | 36.6   |
| 西 藏 Tibet              |                    |                 |                |                         |                 |                            |                                  |  |
| 陕 西 Shaanxi            | 317.1              | 45.3            | 60.0           | 6.6                     | 147.5           | 64.6                       | 34.5                             | 63.9   |
| 甘 肃 Gansu              | 166.5              | 41.4            | 21.1           | 2.3                     | 69.1            | 44.3                       | 22.8                             | 28.0   |
| 青 海 Qinghai            | 15.7               | 3.6             | 2.4            | 0.2                     | 6.4             | 3.5                        | 2.7                              | 2.9  |
| 宁 夏 Ningxia            | 32.3               | 8.0             | 2.9            | 0.6                     | 12.9            | 6.4                        | 7.7                              | 4.7  |
| 新 疆 Xinjiang           | 60.1               | 17.8            | 4.3            | 1.5                     | 23.5            | 9.0                        | 7.9                              | 18.2   |

## 11-30 乡镇企业总产值

## GROSS OUTPUT VALUE OF TOWNSHIP AND VILLAGE ENTERPRISES

本表1978-1983年为乡、村两级数, 1984年以后为乡镇企业全部数。

Figures for 1978-1983 include only township and village level enterprises, since 1984 figures cover all township and village enterprises.

单位: 亿元

(100 000 000 yuan)

| 年 份 地 区<br>Year Region | 合 计<br>Enterprises | 乡 办<br>Township | 村 办<br>Village | 农 业<br>Agri-<br>culture | 工 业<br>Industry | 建 筑 业<br>Con-<br>struction | 交 通 运 输 业<br>Trans-<br>portation | 商 业 饮 食 业<br>Commerce<br>and Food<br>Service |
|------------------------|--------------------|-----------------|----------------|-------------------------|-----------------|----------------------------|----------------------------------|--|
| 1978                   | 493.1              | 281.1           | 211.9          | 36.2                    | 385.3           | 34.8                       | 18.8                             | 18.1   |
| 1980                   | 656.9              | 369.4           | 287.5          | 39.4                    | 509.4           | 60.1                       | 24.5                             | 23.4   |
| 1983                   | 1 016.8            | 591.1           | 425.8          | 43.7                    | 757.1           | 136.2                      | 32.7                             | 47.1   |
| 1984                   | 1 709.9            | 817.5           | 648.4          | 52.9                    | 1 245.4         | 216.5                      | 47.3                             | 147.8  |
| 1985                   | 2 728.4            | 1 139.0         | 910.5          | 58.7                    | 1 827.2         | 310.0                      | 41.0                             | 482.5  |
| 1986                   | 3 540.9            | 1 413.9         | 1 102.6        | 68.9                    | 2 413.4         | 522.7                      | 255.9                            | 279.9  |
| 1987                   | 4 764.3            | 1 825.9         | 1 411.6        | 88.7                    | 3 243.9         | 651.0                      | 360.5                            | 419.9  |
| 1988                   | 6 495.7            | 2 438.5         | 1 924.2        | 115.3                   | 4 529.4         | 827.7                      | 473.5                            | 549.9  |
| 1989                   | 7 428.4            | 2 672.9         | 2 182.7        | 126.0                   | 5 244.1         | 886.5                      | 578.8                            | 593.0  |
| 1990                   | 8 461.6            | 2 987.4         | 2 441.8        | 141.8                   | 6 050.3         | 952.4                      | 648.0                            | 669.3  |
| 1991                   | 11 621.7           | 4 274.5         | 3 445.3        | 179.5                   | 8 708.6         | 1 140.6                    | 766.8                            | 826.2  |
| 1992                   | 17 975.4           | 6 649.3         | 5 450.5        | 246.8                   | 13 635.4        | 1 744.1                    | 1 095.0                          | 1 253.2                                      |
| 1993                   | 31 540.7           | 10 787.8        | 9 572.5        | 401.9                   | 23 446.6        | 3 227.3                    | 1 978.1                          | 2 486.8                                      |
| 北 京 Beijing            | 596.9              | 241.5           | 301.6          | 8.5                     | 450.0           | 67.1                       | 26.3                             | 45.0   |
| 天 津 Tianjin            | 545.1              | 145.4           | 345.2          | 0.3                     | 528.3           | 8.4                        | 4.2                              | 3.9  |
| 河 北 Hebei              | 1 714.4            | 342.0           | 445.7          | 12.6                    | 1 246.2         | 150.1                      | 132.2                            | 173.3  |
| 山 西 Shanxi             | 708.2              | 126.9           | 232.7          | 5.4                     | 480.1           | 58.4                       | 104.5                            | 59.8   |
| 内 蒙 古 Inner Mongolia   | 202.4              | 45.6            | 28.6           | 2.7                     | 90.8            | 43.1                       | 35.9                             | 29.9   |
| 辽 宁 Liaoning           | 1 578.6            | 403.4           | 575.6          | 40.7                    | 1 081.3         | 202.4                      | 101.8                            | 152.4  |
| 吉 林 Jilin              | 325.4              | 72.3            | 65.0           | 13.8                    | 171.8           | 47.8                       | 45.4                             | 46.6   |
| 黑 龙 江 Heilongjiang     | 360.6              | 87.7            | 69.6           | 8.6                     | 189.8           | 55.7                       | 55.9                             | 50.6   |
| 上 海 Shanghai           | 734.6              | 419.1           | 308.2          |                         | 734.6           |                            |                                  |  |
| 江 苏 Jiangsu            | 4 702.0            | 2 561.7         | 1 764.5        | 3.9                     | 4 373.8         | 200.0                      | 42.0                             | 82.3   |
| 浙 江 Zhejiang           | 2 759.0            | 1 256.6         | 665.2          | 2.2                     | 2 556.0         | 122.1                      | 25.9                             | 52.8   |
| 安 徽 Anhui              | 1 147.8            | 351.7           | 217.0          | 16.1                    | 681.2           | 184.3                      | 117.5                            | 148.7  |
| 福 建 Fujian             | 1 056.1            | 274.5           | 300.5          | 46.3                    | 736.6           | 76.7                       | 81.5                             | 115.0  |
| 江 西 Jiangxi            | 586.4              | 154.3           | 108.9          | 6.7                     | 385.3           | 65.7                       | 53.9                             | 74.8   |
| 山 东 Shandong           | 4 725.0            | 1 335.7         | 1 937.2        | 72.2                    | 3 494.0         | 554.1                      | 267.2                            | 337.5  |
| 河 南 Henan              | 2 190.9            | 301.8           | 590.5          | 22.1                    | 1 412.0         | 290.5                      | 220.4                            | 245.9  |
| 湖 北 Hubei              | 1 007.5            | 354.4           | 260.6          | 38.5                    | 608.3           | 130.7                      | 75.7                             | 154.3  |
| 湖 南 Hunan              | 826.1              | 284.3           | 176.3          | 35.3                    | 507.7           | 132.9                      | 69.5                             | 80.7   |
| 广 东 Guangdong          | 2 202.0            | 944.0           | 584.4          | 21.3                    | 1 679.3         | 196.0                      | 101.6                            | 203.8  |
| 广 西 Guangxi            | 654.7              | 126.4           | 49.0           | 13.6                    | 327.1           | 72.9                       | 118.7                            | 122.4  |
| 海 南 Hainan             | 49.5               | 12.0            | 2.8            | 2.2                     | 20.7            | 9.1                        | 6.7                              | 10.8   |
| 四 川 Sichuan            | 1 923.3            | 676.2           | 344.2          | 15.4                    | 1 148.4         | 385.0                      | 176.6                            | 197.9  |
| 贵 州 Guizhou            | 122.9              | 35.7            | 7.9            | 1.8                     | 80.1            | 12.2                       | 15.2                             | 13.6   |
| 云 南 Yunnan             | 174.8              | 56.3            | 60.8           | 3.7                     | 90.8            | 42.6                       | 22.5                             | 15.2   |
| 西 藏 Tibet              |                    |                 |                |                         |                 |                            |                                  |  |
| 陕 西 Shaanxi            | 372.2              | 76.9            | 93.7           | 5.0                     | 232.9           | 64.0                       | 38.7                             | 31.6   |
| 甘 肃 Gansu              | 177.2              | 56.6            | 26.0           | 1.8                     | 89.0            | 34.7                       | 25.9                             | 25.8   |
| 青 海 Qinghai            | 11.2               | 4.6             | 1.9            | 0.1                     | 6.5             | 1.8                        | 1.5                              | 1.3  |
| 宁 夏 Ningxia            | 30.5               | 12.0            | 3.1            | 0.5                     | 15.3            | 6.8                        | 4.4                              | 3.5  |
| 新 疆 Xinjiang           | 55.4               | 28.1            | 5.9            | 0.9                     | 28.5            | 12.3                       | 6.7                              | 7.0  |

11-31 乡村企业主要财务和经济效益指标

| 地 区<br>Region        | 营业收入<br>(万元)<br>Total<br>Total<br>Operating<br>Revenue<br>(10 000 yuan) | 利润总额<br>(万元)<br>Total<br>Profits<br>(10 000 yuan) | # 应交所得税<br>Payable<br>Income Taxes | 实交各种税金<br>(万元)<br>Taxes<br>Paid<br>(10 000 yuan) | 利税总额<br>(万元)<br>Total<br>Total<br>Pre-tax<br>Profits<br>(10 000 yuan) | 工资总额<br>(万元)<br>Total<br>Total<br>Wage<br>Bill<br>(10 000 yuan) |
|----------------------|---|---|------------------------------------|--|---|---|
|                      |   |   |                                    |  |   |   |
| 全 国 National         | 174 220 770   | 10 930 504  | 1 677 832                          | 6 485 347  | 17 839 745  | 13 239 034  |
| 北 京 Beijing          | 4 824 272   | 455 558   | 93 140                             | 173 405  | 598 906   | 283 589   |
| 天 津 Tianjin          | 3 662 966   | 337 202   | 67 214                             | 168 940  | 471 439   | 172 510   |
| 河 北 Hebei            | 7 350 241   | 778 745   | 73 309                             | 184 439  | 993 488   | 531 858   |
| 山 西 Shanxi           | 2 810 384   | 269 069   | 34 630                             | 97 774   | 377 735   | 345 271   |
| 内 蒙 古 Inner Mongolia | 775 742   | 60 368  | 5 328                              | 18 227   | 87 563  | 92 981  |
| 辽 宁 Liaoning         | 9 035 608   | 660 206   | 139 739                            | 503 301  | 1 023 768   | 561 183   |
| 吉 林 Jilin            | 1 299 194   | 107 167   | 17 241                             | 52 085   | 163 444   | 119 157   |
| 黑 龙 江 Heilongjiang   | 1 397 047   | 91 440  | 9 390                              | 42 715   | 139 159   | 147 879   |
| 上 海 Shanghai         | 6 964 985   | 465 675   | 58 713                             | 1 277 093  | 1 684 054   | 434 618   |
| 江 苏 Jiangsu          | 32 837 640  | 1 102 643   | 253 177                            | 841 921  | 2 248 494   | 1 747 901   |
| 浙 江 Zhejiang         | 16 435 354  | 720 697   | 202 548                            | 749 594  | 1 351 927   | 1 212 059   |
| 安 徽 Anhui            | 4 951 902   | 345 237   | 53 406                             | 92 356   | 495 078   | 397 421   |
| 福 建 Fujian           | 5 489 917   | 378 919   | 27 274                             | 178 086  | 546 409   | 604 978   |
| 江 西 Jiangxi          | 2 253 254   | 155 103   | 14 667                             | 72 694   | 231 563   | 225 873   |
| 山 东 Shandong         | 24 385 290  | 1 778 759   | 333 343                            | 562 853  | 2 606 621   | 1 350 141   |
| 河 南 Henan            | 7 866 339   | 756 722   | 34 273                             | 151 717  | 922 455   | 609 485   |
| 湖 北 Hubei            | 5 287 155   | 240 831   | 26 089                             | 113 076  | 398 574   | 398 554   |
| 湖 南 Hunan            | 4 380 439   | 264 774   | 31 489                             | 151 746  | 426 109   | 491 354   |
| 广 东 Guangdong        | 16 876 876  | 1 229 318   | 101 416                            | 562 778  | 1 803 850   | 2 005 160   |
| 广 西 Guangxi          | 1 903 081   | 121 576   | 11 758                             | 69 425   | 171 067   | 180 842   |
| 海 南 Hainan           | 148 448   | 13 303  | 772                                | 5 851  | 18 637  | 24 128  |
| 四 川 Sichuan          | 8 682 910   | 304 962   | 45 080                             | 241 196  | 590 627   | 732 729   |
| 贵 州 Guizhou          | 436 584   | 32 424  | 5 961                              | 19 548   | 52 826  | 60 722  |
| 云 南 Yunnan           | 1 398 491   | 73 037  | 10 003                             | 59 104   | 133 950   | 174 868   |
| 西 藏 Tibet            |   |   |                                    |  |   |   |
| 陕 西 Shaanxi          | 1 556 265   | 103 229   | 14 625                             | 48 557   | 162 879   | 154 487   |
| 甘 肃 Gansu            | 660 842   | 49 570  | 7 441                              | 24 711   | 80 142  | 97 769  |
| 青 海 Qinghai          | 60 158  | 2 236   | 318                                | 2 903  | 5 262   | 10 354  |
| 宁 夏 Ningxia          | 144 356   | 7 901   | 939                                | 5 912  | 14 498  | 17 344  |
| 新 疆 Xinjiang         | 345 030   | 23 833  | 4 549                              | 13 340   | 39 221  | 53 819  |

MAIN FINANCIAL INDICATORS AND RATIOS OF  
ENTERPRISES RUN BY TOWNSHIP AND VILLAGES

| 年末固定<br>资产原值<br>(万元)<br>Original Value<br>of Fixed Assets<br>(year-end)<br>(10 000 yuan) | 本年提取<br>折旧基金<br>(万元)<br>Draw Depreciation<br>Funds<br>(10 000 yuan) | 固定资产净<br>值平均余额<br>(万元)<br>Average Balances<br>of Net Value of<br>Fixed Assets<br>(10 000 yuan) | 年末流动资产<br>(万元)<br>Circulating Funds<br>(year-end)<br>(10 000 yuan) | 流动资产<br>年平均余额<br>(万元)<br>Average Balances<br>of Circulating<br>Funds<br>(10 000 yuan) | 本年银行(信用<br>社)贷款余额<br>(万元)<br>Bank Loans<br>(10 000 yuan) |
|--|---|--|--|---|--|
| 51 609 485   | 4 506 438   | 37 680 358   | 63 396 365   | 56 186 591  | 29 968 726   |
| 1 215 076  | 100 369   | 893 459  | 1 504 568  | 1 351 675   | 472 745  |
| 1 016 822  | 67 308  | 732 023  | 1 590 950  | 1 360 236   | 706 501  |
| 2 678 643  | 231 626   | 1 938 829  | 2 363 254  | 2 052 085   | 1 137 643  |
| 1 374 104  | 121 302   | 1 000 682  | 883 683  | 729 377   | 417 270  |
| 297 377  | 16 628  | 245 221  | 285 005  | 250 779   | 102 100  |
| 2 051 392  | 454 262   | 1 597 130  | 3 700 969  | 3 700 969   | 1 165 520  |
| 489 712  | 34 502  | 372 162  | 454 768  | 388 632   | 168 500  |
| 506 154  | 40 817  | 390 946  | 617 153  | 518 678   | 182 601  |
| 2 044 826  | 151 098   | 1 526 655  | 3 981 383  | 3 361 290   | 1 572 589  |
| 8 237 449  | 626 787   | 5 289 712  | 12 856 356   | 11 159 456  | 5 971 547  |
| 4 580 929  | 308 720   | 3 071 273  | 7 480 457  | 6 541 127   | 6 690 415  |
| 1 378 308  | 104 400   | 1 012 375  | 1 146 450  | 1 067 003   | 518 083  |
| 1 698 320  | 137 053   | 1 340 111  | 1 523 592  | 1 330 401   | 522 574  |
| 624 551  | 44 004  | 468 425  | 556 804  | 502 031   | 215 364  |
| 6 377 234  | 641 225   | 5 043 385  | 7 821 011  | 6 963 877   | 2 490 399  |
| 2 442 223  | 185 951   | 1 887 494  | 1 791 802  | 1 785 105   | 708 811  |
| 1 515 171  | 130 574   | 1 116 744  | 1 484 116  | 1 343 202   | 462 264  |
| 1 245 521  | 94 844  | 900 138  | 1 217 947  | 1 119 331   | 567 271  |
| 6 841 572  | 593 472   | 5 214 938  | 6 980 539  | 6 163 098   | 3 539 048  |
| 549 166  | 48 636  | 441 615  | 499 773  | 418 053   | 274 084  |
| 90 699   | 4 371   | 62 623   | 44 007   | 38 888  | 15 676   |
| 2 287 253  | 205 819   | 1 628 282  | 2 805 043  | 2 530 388   | 1 196 369  |
| 213 601  | 18 313  | 146 718  | 133 123  | 110 860   | 49 103   |
| 585 839  | 48 240  | 407 881  | 447 221  | 349 105   | 233 135  |
| 634 999  | 44 884  | 467 102  | 644 047  | 563 146   | 324 935  |
| 299 943  | 25 282  | 235 355  | 277 329  | 232 384   | 108 011  |
| 41 973   | 2 697   | 30 472   | 33 270   | 26 416  | 14 797   |
| 84 787   | 5 098   | 62 579   | 59 766   | 55 363  | 37 803   |
| 205 841  | 18 155  | 156 029  | 211 979  | 173 636   | 103 568  |



续表 1 continued

| 地 区<br>Region        | Financial Ratios (%)  |   |  |  |   |   |
|----------------------|---|---|--|--|---|---|
|                      | 每百元固定资产<br>原值实现利润<br>(元)<br>After-Tax<br>Profits/Original<br>Value of Fixed<br>Assets | 每百元资金<br>实现利润<br>(元)<br>After-Tax<br>Profits<br>/Total<br>Funds | 每百元资金实<br>现的利润税金<br>(元)<br>Per-Tax<br>Profits<br>/Total<br>Funds | 每百元营业收<br>入实现利润<br>(元)<br>After-Tax<br>Profits/Total<br>Operating<br>Revenue | 每百元固定资产<br>原值实现营业收入<br>(元)<br>Total Operating<br>Revenue/Original<br>Value of<br>Fixed Assets | 每百元营业收入<br>占用的流动资金<br>(元)<br>Circulating<br>Funds/Total<br>Operating<br>Revenue |
| 全 国 National         | 21.2  | 11.6  | 19.0   | 6.3  | 337.6   | 32.3  |
| 北 京 Beijing          | 37.5  | 20.3  | 26.7   | 9.4  | 397.0   | 28.0  |
| 天 津 Tianjin          | 33.2  | 16.1  | 22.5   | 9.2  | 360.2   | 37.1  |
| 河 北 Hebei            | 29.1  | 19.5  | 24.9   | 10.6   | 274.4   | 27.9  |
| 山 西 Shanxi           | 19.6  | 15.6  | 21.8   | 9.6  | 204.5   | 26.0  |
| 内 蒙 古 Inner Mongolia | 20.3  | 12.2  | 17.7   | 7.8  | 260.9   | 32.3  |
| 辽 宁 Liaoning         | 32.2  | 12.5  | 19.3   | 7.3  | 440.5   | 41.0  |
| 吉 林 Jilin            | 21.9  | 14.1  | 21.5   | 8.2  | 265.3   | 29.9  |
| 黑 龙 江 Heilongjiang   | 18.1  | 10.1  | 15.3   | 6.5  | 276.0   | 37.1  |
| 上 海 Shanghai         | 22.8  | 9.5   | 34.5   | 6.7  | 340.6   | 48.3  |
| 江 苏 Jiangsu          | 13.4  | 6.7   | 13.7   | 3.4  | 398.6   | 34.0  |
| 浙 江 Zhejiang         | 15.7  | 7.5   | 14.1   | 4.4  | 358.8   | 39.8  |
| 安 徽 Anhui            | 25.0  | 16.6  | 23.8   | 7.0  | 359.3   | 21.5  |
| 福 建 Fujian           | 22.3  | 14.2  | 20.5   | 6.9  | 323.3   | 24.2  |
| 江 西 Jiangxi          | 24.8  | 16.0  | 23.9   | 6.9  | 360.8   | 22.3  |
| 山 东 Shandong         | 27.9  | 14.8  | 21.7   | 7.3  | 382.4   | 28.6  |
| 河 南 Henan            | 31.0  | 20.6  | 25.1   | 9.6  | 322.1   | 22.7  |
| 湖 北 Hubei            | 15.9  | 9.8   | 16.2   | 4.6  | 348.9   | 25.4  |
| 湖 南 Hunan            | 21.3  | 13.1  | 21.1   | 6.0  | 351.7   | 25.6  |
| 广 东 Guangdong        | 18.0  | 10.8  | 15.9   | 7.3  | 246.7   | 36.5  |
| 广 西 Guangxi          | 22.1  | 14.1  | 19.9   | 6.4  | 346.5   | 22.0  |
| 海 南 Hainan           | 14.7  | 13.1  | 18.4   | 9.0  | 163.7   | 26.2  |
| 四 川 Sichuan          | 13.3  | 7.3   | 14.2   | 3.5  | 379.6   | 29.1  |
| 贵 州 Guizhou          | 15.2  | 12.6  | 20.5   | 7.4  | 204.4   | 25.4  |
| 云 南 Yunnan           | 12.5  | 9.6   | 17.7   | 5.2  | 238.7   | 25.0  |
| 西 藏 Tibet            |   |   |  |  |   |   |
| 陕 西 Shaanxi          | 16.3  | 10.0  | 15.8   | 6.6  | 245.1   | 36.2  |
| 甘 肃 Gansu            | 16.5  | 10.6  | 17.1   | 7.5  | 220.3   | 35.2  |
| 青 海 Qinghai          | 5.3   | 3.9   | 9.2  | 3.7  | 143.3   | 43.9  |
| 宁 夏 Ningxia          | 9.3   | 6.7   | 12.3   | 5.5  | 170.3   | 38.4  |
| 新 疆 Xinjiang         | 11.6  | 7.2   | 11.9   | 6.9  | 167.6   | 50.3  |

## 主要统计指标解释

**农业总产值**是以货币表现的农、林、牧、渔业全部产品的总量,它反映一定时期内农业生产的总规模和总成果。

农、林、牧、渔业的统计范围是:

(1)**农业** 包括农作物种植业和其他农业。

**农作物种植业** 包括谷物、豆类、薯类、棉、油料、糖料、麻类、烟叶、蔬菜、药材、瓜类和其他农作物的种植,以及茶园、桑园、果园的生产经营。

**其他农业** 包括采集野生植物的果实、纤维、树脂、油料以及柴草、野生药材、菌类等及农民家庭兼营的商品性工业。

(2)**林业** 包括林木的栽培(不包括茶园、桑园和果园的栽培、管理和收获等活动)、林产品的采集和村及村以下合作经济组织和农户的竹木采伐。

(3)**牧业** 包括除渔业养殖以外的一切动物饲养和放牧以及野生动物的捕猎和饲养。

(4)**渔业** 包括水生动物和海藻类植物的养殖和捕捞。

从所有制看,包括国有经济的各种专业农(农、林、牧、渔)场以及国家各级机关团体学校、科研机构、部队经营的农业;集体所有制的乡镇村各级办农场;农村各种经济组织经营的农林牧渔业以及工矿企业家属集体经营的农业;农民家庭自营的农林牧渔业及兼营商品性工业等。

农业总产值的计算方法通常是按农林牧渔业产品及其副产品的产量分别乘以各自单位产品价格求得,少数生产周期较长,当年没有产品或产品产量不易统计的,则采用间接方法匡算其产值,然后将四业产品产值相加即为农业总产值。

1957年以前的农业总产值中包括了厩肥和农民自给性手工业(如农民自制衣服、鞋、袜,自大从事粮食初步加工等)。1958年及以后的农业总产值,林业中增加了村及村以下竹木采伐产值;牧业中取消费厩肥产值;副业中取消了农民自给性手工业产值,增加了村及村以下办的工业产值;渔业中增加了海洋捕捞水产品产值。1980年及以后的农业总产值,在副业中增加了农民家庭兼营工业商品部分的产值。从1984年起村及村以下办工业产值划归工业。从1993年起,取消副业。将野生动物的捕猎划入牧业,野生植物采集和农民家庭兼营商品性工业划归农业。

**粮食产量** 指全社会的产量。包括国有经济经营的、集体统一经营的和农民家庭经营的粮食产量,还包括工矿企业家属办的农场和其他生产单位的产量。粮食除包括稻谷、小麦、玉米、高粱、谷子及其他杂粮外,还包括薯类和大豆。其产量计算方法,豆类按去豆荚后的干豆计算;薯类(包括甘薯和马铃薯,不包括芋头和木薯)1963年以前按每4公斤鲜薯折1公斤粮食计算,从1964年开始及以后改为按5公斤鲜薯折1公斤粮食计算。城市郊区作为蔬菜的薯类(如:马铃薯等)按鲜品计算,并且不做为粮食统计。其他粮食一律按脱粒后的原粮计算。

**油料产量** 指全部油料作物的生产量。包括花生、油菜籽、芝麻、向日葵籽、胡麻籽(亚麻籽)和其他油料。不包括大豆,也不包括木本油料和野生油料。花生以带壳干花生计算。

**水产品产量** 指人工养殖的水产品和天然生长的水产品的捕捞量。包括海水的鱼类、虾蟹类、贝类和藻类以及内陆水域的鱼类、虾蟹类和贝类,不包括淡水生植物。

**猪、牛、羊肉产量** 指当年出栏并已屠宰后除去头蹄下水后带骨肉(即胴体重)的重量。

**耕地面积** 指年初可以用来种植农作物、经常进行耕锄的田地,除包括熟地、当年新开荒地、连续撂荒未满三年的耕地和当年的休闲地(轮歇地)外,还包括以种植农作物为主并附带种植桑树、茶树、果树和其他林木的土地,

以及沿海、沿湖地区已围垦利用的“海涂”、“湖田”等面积。但不包括属于专业性的桑园、茶园、果园、果木苗圃、林地、芦苇地、天然或人工草地面积。

**农作物播种面积** 指实际播种或移植有农作物的面积。凡是实际种植有农作物的面积,不论种植在耕地上还是种植在非耕地上,均包括在农作物播种面积中,同时还包括因遭灾而重新改种和补种的农作物面积,种一公顷算一公顷。

**有效灌溉面积** 指具有一定的水源,地块比较平整,灌溉工程或设备已经配套,在一般年景下当年能够进行正常灌溉的耕地面积。

**农用化肥施用量** 指本年内实际用于农业生产的化肥数量。包括氮肥、磷肥、钾肥和复合肥。化肥施用量要求按折纯量计算数量。折纯法化肥施用量是把氮肥、磷肥和钾肥分别按含氮、含五氧化二磷、含氧化钾的百分之一百成份折算后的数量。复合肥按其所含主要成分折算。

**农业机械总动力** 指主要用于农、林、牧、渔业的各种动力机械的动力总和。包括耕作机械、排灌机械、收获机械、农产品加工机械、运输机械、植物保护机械、牧业机械、林业机械、渔业机械和其他农业机械〔内燃机按引擎马力折成瓦(特)计算,电动机按功率折成瓦(特)计算〕。不包括专门用于乡、镇、村、组办工业、基本建设、非农业运输、科学试验和教学等非农业生产方面用的动力机械与作业机械。

**农林牧渔业劳动力** 指直接参加农林牧渔业生产劳动的劳动力。

**期初(末)畜禽存栏头(只)数** 指本年期初(末)农村各种合作经济组织和国营农场、农民个人、机关、团体、学校、工矿企业、部队等单位以及城镇居民饲养的大牲畜、猪、羊、家禽等畜禽的存栏头(只)数。

## Explanatory Notes for Major Indicators

**Gross Output Value of Agriculture** refers to total volume of products of farming, forestry, animal husbandry, and fishery in value terms, which reflects the scale, of and the achievements made in agricultural production during a given period of time.

The scope of statistics on farming, forestry, animal husbandry, and fishery are as follows:

(1) **Farming** includes cultivation of farm crops and other agricultural activities.

**Cultivation of Farm Crops** includes cultivation of grain crops, cotton, oil-bearing crops, sugar crops, bast-fiber plants, tobacco, vegetables, medicinal herbs, melon and gourd crops, and cultivation and management of tea plantations mulberry fields and orchards.

**Other Agricultural Activities** includes harvesting wild vegetation fruits, fiber, gum, resin, oil-bearing plants, grass, wild medicinal herbs, fungus plants and rural household commodity industries.

(2) **Forestry** refers to planting trees of various kinds (excluding tea plantations, mulberry fields and orchards), collection of forestry products, and cutting and felling of bamboo and trees by villages and other cooperative organizations under villages.

(3) **Animal husbandry** refers to raising and grazing of all animals except fishing and cultivating, and hunting and raising of wild animals.

(4) **Fishery** refers to cultivation and catching of fish and other aquatic animals and cultivation and collection of seaweed and other aquatic plants.

In terms of ownership, China's agriculture includes specialized state farms (farming, forestry, animal husbandry, fishery), farms managed by various government agencies, organizations, schools, research institutions, and army; farms managed by rural collective organizations at levels of township, town, and village; farming, forestry, animal husbandry, fishery run by various rural collective organizations and farming run by collective organizations in mining and industrial areas; farming, forestry, animal husbandry, and fishery and some commodity industries run by individual farmers.

Gross output value of agriculture is obtained by first multiplying the output value of each product or by-product by its price, resulting in the output value of each single item. For a small number of products, annual output of which is not available or difficult to get due to the long production/growing process involved, the output value will be estimated through an indirect approach. The sum of output value of all products of farming, forestry, animal husbandry, and fishery will then equal to gross output value of agriculture.

Before 1957, China's gross agricultural output value included barnyard manure and handicraft products for self-consumption (clothes, shoes, stockings, and initial grain processing undertaken by peasants). From 1958, cutting and felling of bamboo and trees by villages and other cooperative organizations under villages are included in forestry; value of barnyard manure was excluded from animal husbandry; self-consumed handicrafts are excluded from sideline occupations, while output value of industries run by villages and cooperative organizations under village is included in sideline occupations and output value of fish catches by motor fishing boat is added to fishery. Since 1980, value of handicraft products made for sale by individuals in household have been added to sideline occupations. From 1984, industries run by villages and cooperative organizations under village have been included in the sector of industry. From 1993, the category of sideline occupations are canceled, hunting of wild animals is classified into husbandry, and harvesting of wild vegetation and commodity industry run by rural household are grouped into the category of agriculture.

**Grain Output** refers to output of the whole society including grains produced by state farms and collectives and industrial enterprises and mines. Grain includes all types of grains including rice, wheat, corn, sorghum, millet and other miscellaneous grains as well as tuber crops and soybeans. Output of beans refers to dry beans without

Pods. Tuber crops (sweet potatoes and potatoes, not including taro and cassava) are included in grain by converting on 4 : 1 ratio, i. e. four kilograms of fresh tubers was equivalent to one kilogram of grain up to 1963. Since 1964 it has been on a 5 : 1 ratio. Tuber crops supplied as vegetables in cities and suburbs are calculated as fresh products (such as potatoes) instead of grain. Output of all other grains refers to husked grain.

**Output of Oil-bearing Crops** refers to total output of oil-bearing crops of various kinds, including peanuts which is weighed by unhusked dry peanuts, rapeseeds, sesame, sunflower seeds, flax seeds, and other oil-bearing crops. Soybeans, oil-bearing woody plants, and wild crops are not included.

**Output of Aquatic Products** refers to catches of both artificially cultured and naturally grown aquatic products including sea fish, shrimps, crabs, shellfish, and seaweed as well as inland water area fish, shrimps, crabs, and shellfish. Freshwater plants are not included.

**Output of Pork, Beef, and Mutton** refers to the meat of slaughtered hogs, cattle, sheep and goats with head, feet, and offal taken away.

Cultivated Land refers to farmland which is plowed constantly for growing agricultural crops, including cultivated land, newly cultivated land in the current year, farmland left without cultivation for less than three years and fallow land in the current year, rotation land, rotation land of grass and crops, farmland with some fruit trees, mulberry trees and other trees and cultivated land of seashore land, lake land, and etc. . Land planted in mulberry trees, tea plants, and orchard, and etc. are not included in this category.

**Sown Area of Agricultural Crops** refers to area of land sown and trans-sown agricultural crops regardless of being in farmland or non-farmland. Area of land resown due to natural disasters is also included.

**Irrigated Area** refers to areas that are effectively irrigated, i. e. level land which has water source and complete sets of irrigation facilities to lift and move adequate water for irrigation purposes under normal conditions.

**Chemical Fertilizers Applied in Agriculture** refers to quantity of chemical fertilizers applied in agriculture, including nitrogenous fertilizer, phosphate fertilizer, potash fertilizer, and complex fertilizer. Effective quantity of chemical fertilizer applied is calculated by transfer gross weight into weight containing 100% effective component. Complex fertilizer is calculated by its major component.

**Total Power of Farm Machinery** refers to total mechanical power of machinery used in farming, forestry, animal husbandry, sideline occupations and fishery, including ploughing, irrigation and drainage, harvesting, farm-product processing, transport, plant protection, stock breeding, forestry and fishery. Internal combustion engines are counted in horsepower and electric motors are converted from kilowatt to horsepower. Machinery employed for non-agricultural purposes such as commune-run industry, construction, non-agricultural transport, scientific experiments and for teaching is excluded.

**Laborers Engaged in Farming, Forestry, Animal Husbandry, and Fishery** refers to total laborers who are directly engaged in production of farming, forestry, animal husbandry, and fishery.

**Stock of Animals** refers to total number of stock of large animals, pigs, sheep, fowls, etc. raised by rural cooperative organizations, state farms, rural individuals, government agencies, schools, industrial and mining enterprises, army, and urban residents by the end of reference period.



INDUSTRY



12-1 各种经济类型工业企业单位数和总产值  
 ENTERPRISES AND GROSS OUTPUT VALUE OF INDUSTRY BY OWNERSHIP

| 分 类        | Item                           | 1985     | 1990      | 1991      | 1992      | 1993      |
|------------|--------------------------------|----------|-----------|-----------|-----------|-----------|
| 企业单位数 (万个) | Number of Enterprises (10 000) | 518.53   | 795.78    | 807.96    | 861.21    | 991.16    |
| 国有工业       | State-Owned Enterprises        | 9.37     | 10.44     | 10.47     | 10.33     | 10.47     |
| 集体工业       | Collective-Owned Enterprises   | 174.21   | 166.85    | 157.72    | 164.06    | 180.36    |
| #乡办工业      | Township Enterprises           | 21.71    | 22.87     | 22.96     | 22.95     | 20.98     |
| 村办工业       | Village Enterprises            | 63.26    | 68.08     | 67.52     | 70.97     | 77.73     |
| 城镇合作经营工业   | Joint Urban Enterprises        |          | 3.09      | 2.95      | 3.96      | 6.81      |
| 农村合作经营工业   | Joint Rural Enterprises        | 74.17    | 56.57     | 48.35     | 50.68     | 57.61     |
| 城乡个体工业     | Individual-Owned Enterprises   | 334.78   | 617.60    | 638.67    | 685.40    | 797.12    |
|            | Urban and Rural Areas          |          |           |           |           |           |
| 城镇个体工业     | Urban Areas                    | 33.01    | 43.25     | 45.06     | 50.70     | 68.17     |
| 农村个体工业     | Rural Areas                    | 301.77   | 574.35    | 593.62    | 634.70    | 728.95    |
| 其他经济类型工业   | Other Ownership Enterprises    | 0.17     | 0.88      | 1.08      | 1.42      | 3.21      |
| 工业总产值 (亿元) | Gross Output Value of Industry | 9 716.47 | 23 924.36 | 28 248.01 | 37 065.71 | 52 691.99 |
|            | (100 000 000 yuan)             |          |           |           |           |           |
| 国有工业       | State-Owned Enterprises        | 6 302.12 | 13 063.75 | 14 954.58 | 17 824.15 | 22 724.67 |
| 集体工业       | Collective-Owned Enterprises   | 3 117.19 | 8 522.73  | 10 084.75 | 14 101.19 | 20 213.21 |
| #乡办工业      | Township Enterprises           | 760.55   | 2 441.41  | 3 001.31  | 4 417.24  | 7 495.60  |
| 村办工业       | Village Enterprises            | 662.72   | 2 394.02  | 2 934.08  | 4 539.83  | 6 454.29  |
| 城镇合作经营工业   | Joint Urban Enterprises        |          | 54.53     | 69.01     | 101.88    | 155.52    |
| 农村合作经营工业   | Joint Rural Enterprises        | 151.75   | 484.47    | 500.26    | 767.94    | 1 166.44  |
| 城乡个体工业     | Individual-Owned Enterprises   | 179.75   | 1 290.30  | 1 609.10  | 2 506.80  | 4 402.05  |
|            | Urban and Rural Areas          |          |           |           |           |           |
| 城镇个体工业     | Urban Areas                    | 33.39    | 107.24    | 129.28    | 195.38    | 396.18    |
| 农村个体工业     | Rural Areas                    | 146.36   | 1 183.06  | 1 479.82  | 2 311.42  | 4 005.86  |
| 其他经济类型工业   | Other Ownership Enterprises    | 117.41   | 1 047.56  | 1 599.58  | 2 633.58  | 5 352.06  |

注：工业总产值按当年价格计算。

a) Gross output value of industry are at current prices.



12-2 工业分行业职工人数  
STAFF AND WORKERS BY BRANCH OF INDUSTRY

单位: 万人

(10 000 persons)

| 行 业                | Item   | 1985         | 1990         | 1991         | 1992         | 1993         |
|--------------------|--|--------------|--------------|--------------|--------------|--------------|
| <b>全国总计</b>        | <b>National Total</b>  | <b>5 557</b> | <b>6 378</b> | <b>6 551</b> | <b>6 621</b> | <b>6 626</b> |
| <b>按经济类型分</b>      | <b>Grouped by Ownership</b>                                    |              |              |              |              |              |
| 国有经济企业             | State-Owned Enterprises  | 3 815        | 4 364        | 4 472        | 4 521        | 4 498        |
| 集体经济企业             | Collective-Owned Enterprises                                   | 1 705        | 1 876        | 1 898        | 1 862        | 1 692        |
| 其他经济企业             | Other Enterprises  | 37           | 137          | 182          | 238          | 436          |
| <b>按隶属关系分</b>      | <b>Grouped by Administrative Relationship</b>                  |              |              |              |              |              |
| 中央企业               | Central Enterprises  | 865          | 993          | 1 021        | 1 054        | 1 073        |
| 地方企业               | Local Enterprises  | 4 692        | 3 371        | 3 451        | 3 467        | 5 160        |
| <b>按轻重工业分</b>      | <b>Grouped by Light &amp; Heavy Industry</b>                   |              |              |              |              |              |
| 轻工业                | Light Industry   | 2 274        | 2 652        | 2 727        | 2 738        | 2 510        |
| 重工业                | Heavy Industry   | 3 283        | 3 726        | 3 824        | 3 883        | 3 829        |
| <b>按行业分</b>        | <b>Grouped by Sector</b>                                       |              |              |              |              |              |
| <b>采掘业</b>         | <b>Excavation</b>  | <b>721</b>   | <b>882</b>   | <b>905</b>   | <b>899</b>   | <b>925</b>   |
| 煤炭采选业              | Coal Mining and Processing                                     | 442          | 539          | 555          | 555          | 516          |
| 石油和天然气开采业          | Petroleum and Natural Gas Extraction                           | 52           | 76           | 77           | 83           | 123          |
| 黑色金属矿采选业           | Ferrous Metals Mining and Processing                           | 21           | 23           | 27           | 24           | 20           |
| 有色金属矿采选业           | Nonferrous Metals Mining and Processing                        | 58           | 71           | 73           | 68           | 53           |
| 非金属矿采选业            | Nonmetal Minerals Mining and Processing                        |              |              |              |              | 60           |
| 其他矿采选业             | Other Minerals Mining and Processing                           | 44           | 54           | 60           | 56           | 2            |
| 木材及竹材采运业           | Logging and Transport of Timber and Bamboo                     | 104          | 119          | 113          | 112          | 112          |
| <b>制造业</b>         | <b>Manufacturing</b>   | <b>4 094</b> | <b>5 304</b> | <b>5 443</b> | <b>5 510</b> | <b>5 469</b> |
| 食品加工业              | Food Processing  | 351          | 443          | 467          | 475          | 187          |
| 食品制造业              | Food Production  |              |              |              |              | 126          |
| 饮料制造业              | Beverage Production  |              |              |              |              | 113          |
| 烟草加工业              | Tobacco Processing   |              |              |              |              | 29           |
| 纺织业                | Textile Industry   | 570          | 745          | 756          | 743          | 684          |
| 服装及其他纤维制品制造        | Garments and Other Fiber Products                              | 115          | 165          | 172          | 174          | 164          |
| 皮革毛皮羽绒及其制品业        | Leather, Furs, Down and Related Products                       | 59           | 79           | 84           | 87           | 85           |
| 木材加工及竹藤棕草制品业       | Timber Processing, Bamboo, Cane, Palm Fiber and Straw Products | 42           | 70           | 76           | 73           | 73           |
| 家具制造业              | Furniture Manufacturing  | 39           | 42           | 40           | 40           | 34           |
| 造纸及纸制品业            | Papermaking and Paper Products                                 | 82           | 120          | 125          | 127          | 125          |
| 印刷业记录媒介的复制         | Printing and Record Pressing                                   | 69           | 98           | 102          | 103          | 93           |
| 文教体育用品制造业          | Cultural, Educational and Sports Articles                      | 24           | 29           | 30           | 32           | 33           |
| 石油加工及炼焦业           | Petroleum Processing and Coking Products                       | 46           | 76           | 85           | 88           | 68           |
| 化学原料及化学制品制造业       | Raw Chemical Materials and Chemical Products                   | 294          | 382          | 398          | 408          | 389          |
| 医药制造业              | Medical and Pharmaceutical Products                            | 53           | 81           | 86           | 91           | 91           |
| 化学纤维制造业            | Chemical Fibers  | 24           | 34           | 36           | 38           | 43           |
| 橡胶制品业              | Rubber Products  | 57           | 75           | 77           | 81           | 76           |
| 塑料制品业              | Plastic Products   | 67           | 100          | 102          | 103          | 101          |
| 非金属矿物制品业           | Nonmetal Mineral Products                                      | 316          | 390          | 401          | 408          | 396          |
| 黑色金属冶炼及压延加工业       | Smelting and Pressing of Ferrous Metals                        | 243          | 300          | 307          | 320          | 341          |
| 有色金属冶炼及压延加工业       | Smelting and Pressing of Nonferrous Metals                     | 58           | 86           | 88           | 92           | 92           |
| 金属制品业              | Metal Products   | 140          | 183          | 187          | 184          | 192          |
| 普通机械制造业            | Ordinary Machinery Manufacturing                               | 855          | 989          | 963          | 964          | 419          |
| 专用设备制造业            | Special Purposes Equipment Manufacturing                       |              |              |              |              | 305          |
| 交通运输设备制造业          | Transportation Equipment Manufacturing                         |              | 201          | 229          | 240          | 338          |
| 电气机械及器材制造业         | Electric Equipment and Machinery                               |              | 169          | 184          | 197          | 226          |
| 电子及通信设备制造业         | Electronic and Telecommunications                              |              | 157          | 172          | 167          | 151          |
| 仪器仪表及文化办公用机械       | Instruments, Meters, Cultural and Official Machinery           |              | 63           | 66           | 72           | 86           |
| 其他制造业              | Other Manufacturing  | 118          | 227          | 210          | 203          | 170          |
| <b>电力煤气及水生产供应业</b> | <b>Electric Power, Gas and Water Production and Supply</b>     | <b>137</b>   | <b>192</b>   | <b>204</b>   | <b>213</b>   | <b>232</b>   |
| 电力蒸汽热水生产供应业        | Electric Power, Steam and Hot Water Production and Supply      | 118          | 164          | 174          | 182          | 174          |
| 煤气的生产和供应业          | Gas Production and Supply                                      |              |              |              |              | 16           |
| 自来水的生产和供应业         | Tap Water Production and Supply                                | 19           | 28           | 30           | 31           | 32           |

## 12-3 工业总产值

### GROSS OUTPUT VALUE OF INDUSTRY

本表按当年价格计算。  
 Figures in this table are at current prices.  
 单位: 亿元

(100 000 000 yuan)

| 年 份<br>Year | 工业总产值<br>Total | 国 有 业<br>State-Owned | 集 体 业<br>Collective-Owned | 城 乡 个 体<br>工业<br>Individual-Owned | 其他经济类型<br>工业<br>Other Ownership |
|-------------|----------------|----------------------|---------------------------|-----------------------------------|---------------------------------|
| 1952        | 349.00         | 144.97               | 11.38                     | 71.79                             | 120.86                          |
| 1957        | 704.60         | 378.54               | 133.97                    | 5.84                              | 185.65                          |
| 1962        | 920.00         | 807.76               | 112.24                    |                                   |                                 |
| 1965        | 1 402.00       | 1 262.78             | 139.22                    |                                   |                                 |
| 1970        | 2 117.00       | 1 854.70             | 262.30                    |                                   |                                 |
| 1975        | 3 207.00       | 2 600.56             | 606.44                    |                                   |                                 |
| 1978        | 4 237.00       | 3 289.18             | 947.82                    |                                   |                                 |
| 1980        | 5 154.26       | 3 915.60             | 1 213.36                  | 0.81                              | 24.49                           |
| 1983        | 6 461.00       | 4 739.40             | 1 663.14                  | 7.50                              | 50.40                           |
| 1984        | 7 617.30       | 5 262.70             | 2 263.09                  | 14.81                             | 76.70                           |
| 1985        | 9 716.47       | 6 302.12             | 3 117.19                  | 179.75                            | 117.41                          |
| 1986        | 11 194.26      | 6 971.12             | 3 751.54                  | 308.54                            | 163.06                          |
| 1987        | 13 812.99      | 8 250.09             | 4 781.74                  | 502.39                            | 278.77                          |
| 1988        | 18 224.00      | 10 351.28            | 6 587.49                  | 790.49                            | 495.32                          |
| 1989        | 22 017.06      | 12 342.91            | 7 858.05                  | 1 057.66                          | 758.44                          |
| 1990        | 23 924.36      | 13 063.75            | 8 522.73                  | 1 290.30                          | 1 047.56                        |
| 1991        | 28 248.01      | 14 954.58            | 10 084.75                 | 1 609.10                          | 1 599.58                        |
| 1992        | 37 065.71      | 17 824.15            | 14 101.19                 | 2 506.80                          | 2 633.58                        |
| 1993        | 52 691.99      | 22 724.67            | 20 213.21                 | 4 402.05                          | 5 352.06                        |

注: 1949-1957年其他经济类型工业为公私合营和私营工业的数字(下表同)。

a) Figures for 1949-1957 of other ownership refer to state and private joint ownership enterprises and private ownership enterprises.

## 12-4 工业总产值指数

### INDICES OF GROSS OUTPUT VALUE OF INDUSTRY

本表按可比价格计算。  
 Based on comparable prices.  
 (上年=100)

(Preceding year=100)

| 年 份<br>Year | 工业总产值<br>Total | 国 有 业<br>State-Owned | 集 体 业<br>Collective-Owned | 城 乡 个 体<br>工业<br>Individual-Owned | 其他经济类型<br>工业<br>Other Ownership |
|-------------|----------------|----------------------|---------------------------|-----------------------------------|---------------------------------|
| 1978        | 113.55         | 114.44               | 110.58                    |                                   |                                 |
| 1979        | 108.81         | 108.88               | 108.57                    |                                   |                                 |
| 1980        | 109.27         | 105.61               | 119.24                    |                                   |                                 |
| 1981        | 104.29         | 102.53               | 109.01                    | 234.57                            | 131.60                          |
| 1982        | 107.82         | 107.05               | 109.54                    | 178.95                            | 127.73                          |
| 1983        | 111.19         | 109.39               | 115.53                    | 220.59                            | 133.90                          |
| 1984        | 116.28         | 108.92               | 134.85                    | 197.47                            | 156.81                          |
| 1985        | 121.39         | 112.94               | 132.69                    | 1 189.60                          | 139.54                          |
| 1986        | 111.67         | 106.18               | 117.97                    | 167.57                            | 134.16                          |
| 1987        | 117.69         | 111.30               | 123.24                    | 156.59                            | 166.39                          |
| 1988        | 120.79         | 112.61               | 128.16                    | 147.34                            | 161.53                          |
| 1989        | 108.54         | 103.86               | 110.48                    | 123.77                            | 142.68                          |
| 1990        | 107.76         | 102.96               | 109.02                    | 121.11                            | 139.33                          |
| 1991        | 114.77         | 108.62               | 118.40                    | 125.29                            | 150.11                          |
| 1992        | 127.52         | 112.40               | 139.28                    | 152.88                            | 164.85                          |
| 1993        | 128.02         | 105.73               | 135.96                    | 167.97                            | 186.54                          |

## 12-5 工业企业单位数和工业总产值 (1993年)

## INDUSTRIAL ENTERPRISES AND GROSS OUTPUT VALUE OF INDUSTRY (1993)

本表按当年价格计算。

Figures in this table are at current prices.

| 地 区<br>Region        | 企 业 单 位 数 (万 个)<br>Number of Enterprises (10 000) |  | 工 业 总 产 值 (亿 元)<br>Gross Output Value(100 000 000 yuan) |  |
|----------------------|---|--|---|--|
|                      | 总 计<br>Total                                      | # 乡及乡以上<br>Township Level<br>and Above | 总 产 值<br>Total  | # 乡及乡以上<br>Township Level<br>and Above |
| 全 国 National         | 991.16  | 45.90                                  | 52 691.99   | 39 693.00                              |
| 北 京 Beijing          | 3.96  | 0.75                                   | 1 513.60  | 1 168.35                               |
| 天 津 Tianjin          | 3.91  | 1.92                                   | 1 404.84  | 1 065.83                               |
| 河 北 Hebei            | 68.61   | 2.11                                   | 2 623.98  | 1 608.76                               |
| 山 西 Shanxi           | 17.28   | 1.12                                   | 1 095.32  | 738.90                                 |
| 内 蒙 古 Inner Mongolia | 10.45   | 0.82                                   | 520.01  | 445.71                                 |
| 辽 宁 Liaoning         | 31.57   | 2.65                                   | 3 510.78  | 2 611.41                               |
| 吉 林 Jilin            | 19.42   | 1.31                                   | 1 033.25  | 890.43                                 |
| 黑 龙 江 Heilongjiang   | 16.02   | 1.59                                   | 1 394.35  | 1 233.14                               |
| 上 海 Shanghai         | 4.03  | 1.01                                   | 3 327.85  | 2 861.01                               |
| 江 苏 Jiangsu          | 61.68   | 3.95                                   | 7 096.45  | 4 888.59                               |
| 浙 江 Zhejiang         | 50.82   | 3.95                                   | 3 972.37  | 2 543.73                               |
| 安 徽 Anhui            | 73.62   | 2.24                                   | 1 558.15  | 1 100.01                               |
| 福 建 Fujian           | 25.89   | 1.46                                   | 1 547.77  | 970.05                                 |
| 江 西 Jiangxi          | 52.99   | 1.54                                   | 936.36  | 673.71                                 |
| 山 东 Shandong         | 80.83   | 2.43                                   | 5 970.09  | 3 310.17                               |
| 河 南 Henan            | 103.50  | 1.81                                   | 2 444.37  | 1 461.98                               |
| 湖 北 Hubei            | 50.26   | 1.98                                   | 1 983.20  | 1 587.30                               |
| 湖 南 Hunan            | 54.41   | 2.21                                   | 1 438.92  | 1 064.40                               |
| 广 东 Guangdong        | 48.31   | 3.00                                   | 5 237.38  | 4 085.36                               |
| 广 西 Guangxi          | 35.89   | 1.11                                   | 905.92  | 690.24                                 |
| 海 南 Hainan           | 1.88  | 0.13                                   | 128.14  | 104.41                                 |
| 四 川 Sichuan          | 88.93   | 3.02                                   | 2 825.92  | 2 011.22                               |
| 贵 州 Guizhou          | 23.48   | 0.55                                   | 381.26  | 321.31                                 |
| 云 南 Yunnan           | 19.60   | 0.57                                   | 690.07  | 603.83                                 |
| 西 藏 Tibet            | 0.02  | 0.02                                   | 4.14  | 4.14                                   |
| 陕 西 Shaanxi          | 24.73   | 1.28                                   | 813.60  | 643.43                                 |
| 甘 肃 Gansu            | 9.59  | 0.64                                   | 501.60  | 444.92                                 |
| 青 海 Qinghai          | 1.82  | 0.12                                   | 94.30   | 87.59                                  |
| 宁 夏 Ningxia          | 3.00  | 0.17                                   | 119.64  | 111.22                                 |
| 新 疆 Xinjiang         | 4.65  | 0.45                                   | 448.40  | 361.85                                 |

注: 1. 表中乡及乡以上数字为独立核算工业企业数字。

2. 工业总产值因全国数有调整, 故各地区数相加不等于全国数。

a) Township level and above includes only the industrial enterprises with independent systems.

b) Gross output value in all regions are not equal to national total, because value of national have adjusted.

12-6 按轻重工业和经济类型分工业总产值  
GROSS OUTPUT VALUE OF INDUSTRY BY LIGHT AND HEAVY INDUSTRY

本表按当年价格计算。  
At current prices.  
单位: 亿元

(100 000 000 yuan)

| 年份地区<br>Year Region | 按轻重工业分<br>By industry |              | 按经济类型分<br>By Ownership  |                              |                                |                       |
|---------------------|-----------------------|--------------|-------------------------|------------------------------|--------------------------------|-----------------------|
|                     | 轻工业<br>Light          | 重工业<br>Heavy | 国有工业<br>State-<br>Owned | 集体工业<br>Collective-<br>Owned | 城乡个体工业<br>Individual-<br>Owned | 其他经济<br>类型工业<br>Other |
| 1985                | 4 575                 | 5 141        | 6 302.12                | 3 117.19                     | 179.75                         | 117.41                |
| 1986                | 5 330                 | 5 864        | 6 971.12                | 3 751.54                     | 308.54                         | 163.06                |
| 1987                | 6 656                 | 7 157        | 8 250.09                | 4 781.74                     | 502.39                         | 278.77                |
| 1988                | 8 979                 | 9 245        | 10 351.28               | 6 587.49                     | 790.49                         | 495.32                |
| 1989                | 10 761                | 11 256       | 12 342.91               | 7 858.05                     | 1 057.66                       | 758.44                |
| 1990                | 11 813                | 12 111       | 13 063.75               | 8 522.73                     | 1 290.30                       | 1 047.56              |
| 1991                | 13 801                | 14 447       | 14 954.58               | 10 084.75                    | 1 609.10                       | 1 599.58              |
| 1992                | 17 492                | 19 574       | 17 824.15               | 14 101.19                    | 2 506.80                       | 2 633.58              |
| 1993                | 23 184                | 29 508       | 22 724.67               | 20 213.21                    | 4 402.05                       | 5 352.06              |
| 北京 Beijing          | 543.82                | 969.77       | 797.13                  | 481.53                       | 17.28                          | 217.65                |
| 天津 Tianjin          | 530.05                | 871.79       | 628.67                  | 549.99                       | 25.52                          | 196.66                |
| 河北 Hebei            | 1 084.93              | 1 539.04     | 1 044.36                | 1 128.40                     | 352.86                         | 98.367                |
| 山西 Shanxi           | 221.64                | 873.69       | 539.42                  | 389.36                       | 144.58                         | 21.96                 |
| 内蒙古 Inner Mongolia  | 157.14                | 362.88       | 376.39                  | 95.75                        | 36.06                          | 11.81                 |
| 辽宁 Liaoning         | 931.30                | 2 579.48     | 1 848.02                | 1 100.69                     | 357.78                         | 204.29                |
| 吉林 Jilin            | 317.62                | 715.62       | 675.83                  | 207.34                       | 76.98                          | 73.10                 |
| 黑龙江 Heilongjiang    | 379.46                | 1 014.87     | 1 057.54                | 230.19                       | 60.17                          | 46.45                 |
| 上海 Shanghai         | 1 401.93              | 1 925.94     | 1 629.66                | 712.89                       | 9.08                           | 976.23                |
| 江苏 Jiangsu          | 3 439.50              | 3 656.98     | 1 651.04                | 4 540.77                     | 278.18                         | 626.46                |
| 浙江 Zhejiang         | 2 461.75              | 1 510.62     | 815.86                  | 2 319.24                     | 536.54                         | 300.74                |
| 安徽 Anhui            | 742.51                | 815.67       | 697.63                  | 611.74                       | 221.94                         | 25.85                 |
| 福建 Fujian           | 933.86                | 613.93       | 391.45                  | 597.25                       | 148.69                         | 410.39                |
| 江西 Jiangxi          | 405.62                | 530.73       | 458.42                  | 294.72                       | 143.25                         | 39.96                 |
| 山东 Shandong         | 2 692.70              | 3 277.39     | 1 678.89                | 3 281.05                     | 745.60                         | 264.55                |
| 河南 Henan            | 1 006.65              | 1 437.71     | 1 030.87                | 1 017.13                     | 323.48                         | 72.89                 |
| 湖北 Hubei            | 765.26                | 1 217.95     | 1 143.47                | 604.07                       | 144.11                         | 91.55                 |
| 湖南 Hunan            | 561.72                | 877.20       | 724.49                  | 451.91                       | 192.55                         | 69.97                 |
| 广东 Guangdong        | 3 222.57              | 2 014.80     | 1 445.38                | 1 711.62                     | 315.42                         | 1 764.95              |
| 广西 Guangxi          | 423.75                | 482.18       | 501.36                  | 234.20                       | 106.97                         | 63.41                 |
| 海南 Hainan           | 79.62                 | 48.52        | 73.90                   | 14.52                        | 8.92                           | 30.79                 |
| 四川 Sichuan          | 1 159.92              | 1 666.01     | 1 322.23                | 927.66                       | 396.26                         | 179.77                |
| 贵州 Guizhou          | 120.14                | 261.10       | 275.25                  | 54.00                        | 40.26                          | 11.75                 |
| 云南 Yunnan           | 333.28                | 356.79       | 516.22                  | 144.02                       | 19.89                          | 9.94                  |
| 西藏 Tibet            | 1.39                  | 2.70         | 3.63                    | 0.49                         | 0.00                           | 0.02                  |
| 陕西 Shaanxi          | 287.16                | 526.42       | 500.20                  | 198.32                       | 77.37                          | 37.70                 |
| 甘肃 Gansu            | 113.15                | 388.45       | 373.11                  | 96.79                        | 28.47                          | 3.21                  |
| 青海 Qinghai          | 22.49                 | 71.83        | 78.93                   | 12.48                        | 2.40                           | 0.49                  |
| 宁夏 Ningxia          | 25.50                 | 94.13        | 92.98                   | 18.70                        | 5.86                           | 2.09                  |
| 新疆 Xinjiang         | 172.20                | 276.19       | 352.25                  | 80.39                        | 8.59                           | 7.17                  |

注: 工业总产值因全国数有调整, 故各地区数相加不等于全国数。

a) Gross output value in all regions are not equal to national total, because value of national have adjusted.

12-7 按各种分组的独立核算工业企业主要指标 (1993年)

单位: 亿元

| 行 业<br>Item   | 企业单位数<br>(个)<br>Number of<br>Enterprises<br>(unit) | 工业总产值<br>Gross<br>Output<br>Value of<br>Industry | 工业增加值<br>Net<br>Output of<br>Value of<br>Industry |
|---|--|--|---|
| <b>全国总计</b><br>National Total   | <b>449 216</b>                                     | <b>39 693.00</b>                                 | <b>12 842.63</b>                                  |
| <b>按经济类型分</b><br>Grouped by Ownership   |  |  |   |
| 国有经济<br>State-Owned Enterprises   | 80 586   | 22 087.95  | 7 280.97  |
| 集体经济<br>Collective-Owned Enterprises  | 339 617  | 11 888.40  | 3 831.62  |
| 股份制经济<br>Stock Ownership Enterprises  | 2 579  | 1 460.68   | 459.68  |
| 外商投资经济<br>Foreign Investment Enterprises  | 8 434  | 1 852.98   | 572.95  |
| 港澳台投资经济<br>HongKong, Macao and Taiwan Funded Enterprises                          | 11 621   | 1 761.25   | 507.97  |
| <b>按轻重工业分</b><br>Grouped by Light & Heavy Industry                                |  |  |   |
| 轻工业<br>Light Industry   | 227 985  | 15 897.92  | 4 929.82  |
| 以农产品为原料<br>Using Farm Products as Raw Materials                                   | 153 687  | 10 470.38  | 3 279.12  |
| 以非农产品为原料<br>Using Non-Farm Products as Raw Materials                              | 74 298   | 5 427.58   | 1 650.67  |
| 重工业<br>Heavy Industry   | 221 231  | 23 795.06  | 7 912.76  |
| 采掘工业<br>Excavation  | 26 587   | 2 454.25   | 1 255.16  |
| 原料工业<br>Raw Materials   | 45 583   | 10 265.91  | 3 461.34  |
| 加工工业<br>Manufacturing   | 149 061  | 11 074.94  | 3 196.32  |
| <b>按企业规模分</b><br>Grouped by Size of Enterprises                                   |  |  |   |
| 大型企业<br>Large   | 4 583  | 14 739.48  | 4 956.13  |
| 中型企业<br>Medium  | 14 156   | 7 507.42   | 2 176.10  |
| 小型企业<br>Small   | 430 477  | 17 446.12  | 5 710.41  |
| <b>按行业分</b><br>Grouped by Sector  |  |  |   |
| 煤炭采选业<br>Coal Mining and Processing   | 10 116   | 830.19   | 385.98  |
| 石油和天然气开采业<br>Petroleum and Natural Gas Extraction                                 | 74   | 968.09   | 565.14  |
| 黑色金属矿采选业<br>Ferrous Metals Mining and Processing                                  | 1 915  | 85.53  | 36.85   |
| 有色金属矿采选业<br>Nonferrous Metals Mining and Processing                               | 2 849  | 191.26   | 79.16   |
| 非金属矿采选业<br>Nonmetal Minerals Mining and Processing                                | 11 146   | 278.93   | 135.16  |
| 其他矿采选业<br>Other Minerals Mining and Processing                                    | 90   | 1.92   | 0.56  |
| 木材及竹材采运业<br>Logging and Transport of Timber and Bamboo                            | 1 110  | 151.92   | 85.98   |
| 食品加工业<br>Food Processing  | 27 015   | 1 726.83   | 495.60  |
| 食品制造业<br>Food Manufacturing   | 15 442   | 629.89   | 187.37  |
| 饮料制造业<br>Beverage Manufacturing   | 12 705   | 767.34   | 277.73  |
| 烟草加工业<br>Tobacco Processing   | 391  | 776.10   | 421.92  |
| 纺织业<br>Textile Industry   | 24 613   | 3 520.74   | 950.86  |
| 服装及其他纤维制品制造<br>Garments and Other Fiber Products                                  | 17 921   | 993.58   | 325.23  |
| 皮革毛皮羽绒及其制品业<br>Leather, Furs, Down and Related Products                           | 9 370  | 570.73   | 151.81  |
| 木材加工及竹藤棕草制品业<br>Timber Processing, Bamboo, Cane, Palm Fiber and<br>Straw Products | 12 410   | 278.61   | 95.35   |
| 家具制造业<br>Furniture Manufacturing  | 8 014  | 153.64   | 48.29   |
| 造纸及纸制品业<br>Papermaking and Paper Products   | 11 940   | 611.22   | 151.06  |
| 印刷业记录媒介的复制<br>Printing and Record Pressing  | 13 174   | 338.52   | 123.88  |
| 文教体育用品制造业<br>Cultural, Educational and Sports Articles                            | 4 763  | 208.33   | 65.27   |
| 石油加工及炼焦业<br>Petroleum Processing and Coking Products                              | 1 901  | 1 446.10   | 345.83  |
| 化学原料及制品制造业<br>Raw Chemical Materials and Chemical Products                        | 23 553   | 2 377.00   | 683.59  |
| 医药制造业<br>Medical and Pharmaceutical Products                                      | 4 198  | 689.83   | 228.68  |
| 化学纤维制造业<br>Chemical Fibers  | 1 088  | 453.80   | 145.82  |
| 橡胶制品业<br>Rubber Products  | 4 155  | 447.95   | 125.63  |
| 塑料制品业<br>Plastic Products   | 16 274   | 712.00   | 208.64  |
| 非金属矿物制品业<br>Nonmetal Mineral Products   | 54 528   | 2 332.92   | 897.82  |
| 黑色金属冶炼及压延加工业<br>Smelting and Pressing of Ferrous Metals                           | 5 839  | 3 931.18   | 1 285.07  |
| 有色金属冶炼及压延加工业<br>Smelting and Pressing of Nonferrous Metals                        | 3 460  | 974.45   | 260.87  |
| 金属制品业<br>Metal Products   | 28 427   | 1 302.05   | 398.39  |
| 普通机械制造业<br>Ordinary Machinery Manufacturing                                       | 25 211   | 1 965.55   | 612.97  |
| 专用设备制造业<br>Special Purpose Equipment Manufacturing                                | 19 099   | 1 499.33   | 435.85  |
| 交通运输设备制造业<br>Transportation Equipment Manufacturing                               | 15 439   | 2 599.28   | 697.95  |
| 电气机械及器材制造业<br>Electric Equipment and Machinery                                    | 17 133   | 1 850.93   | 530.58  |
| 电子及通信设备制造业<br>Electronic and Telecommunications                                   | 6 313  | 1 299.12   | 355.14  |
| 仪器仪表文化办公用机械<br>Instruments, Meters, Cultural and Official Machinery               | 4 975  | 365.74   | 122.26  |
| 其他制造业<br>Other Manufacturing  | 17 102   | 581.10   | 194.59  |
| <b>电力煤气及水生产供应业</b><br>Electric Power, Gas and Water Production and Supply         |  |  |   |
| 电力蒸汽热水生产供应业<br>Electric Power, Steam and Hot Water Production<br>and Supply       | 10 921   | 1 445.51   | 627.90  |
| 煤气的生产和供应业<br>Gas Production and Supply  | 393  | 52.84  | 8.87  |
| 自来水的生产和供应业<br>Tap Water Production and Supply                                     | 4 019  | 114.13   | 54.34   |

MAJOR INDICATORS OF INDUSTRIAL ENTERPRISES WITH INDEPENDENT  
ACCOUNTING SYSTEMS BY VARIOUS CHARACTERISTICS (1993)

(100 000 000 yuan)

| 资 本 金 计<br>Total<br>Capital<br>Assets | 流 动 资 产 计<br>Total<br>Circulating<br>Funds | 流 动 资 产<br>年 平 均 余 额<br>Average<br>Balance<br>Circulating<br>Funds | 长 期 投 资 计<br>Total<br>Long-Term<br>Investments | 固 定 资 产 计<br>Total<br>Fixed<br>Assets | 固 定 资 产<br>原 价 合 计<br>Original<br>Value of<br>Fixed<br>Assets | 固 定 资 产<br>净 值 合 计<br>Net Value<br>of Fixed<br>Assets | 固 定 资 产 净<br>值 年 平 均 余<br>Average<br>Net<br>Value of<br>Fixed Assets |
|---------------------------------------|--|--|--|---------------------------------------|---|---|--|
| 20 457.47                             | 24 756.43                                  | 21 475.26  | 1 776.05                                       | 21 844.87                             | 25 818.31   | 18 427.87   | 16 505.79  |
| 12 617.89                             | 14 991.61                                  | 13 473.39  | 1 147.08                                       | 15 682.95                             | 19 066.39   | 13 304.37   | 11 881.27  |
| 3 220.36                              | 5 869.28                                   | 4 988.98   | 384.81   | 3 587.43                              | 4 030.14  | 2 988.00  | 2 729.09   |
| 810.47                                | 1 403.83                                   | 904.53   | 109.87   | 818.81                                | 798.52  | 593.13  | 510.82   |
| 950.65                                | 1 101.71                                   | 904.67   | 47.21  | 800.76                                | 871.85  | 696.47  | 616.78   |
| 2 674.70                              | 1 041.13                                   | 889.90   | 59.31  | 743.26                                | 814.31  | 666.38  | 601.96   |
| 8 365.55                              | 9 773.84                                   | 8 583.89   | 640.89   | 6 655.96                              | 7 302.45  | 5 548.13  | 5 050.84   |
| 4 230.97                              | 6 161.78                                   | 5 411.17   | 372.67   | 4 251.48                              | 4 694.18  | 3 585.08  | 3 265.93   |
| 4 134.60                              | 3 612.05                                   | 3 172.75   | 268.24   | 2 404.48                              | 2 608.29  | 1 963.05  | 1 784.92   |
| 12 091.89                             | 14 982.59                                  | 12 891.38  | 1 135.08                                       | 15 188.88                             | 18 515.84   | 12 879.72   | 11 454.97  |
| 1 754.60                              | 1 632.45                                   | 1 388.28   | 84.25  | 3 017.33                              | 3 970.11  | 2 684.21  | 2 532.66   |
| 6 596.61                              | 5 327.50                                   | 4 348.68   | 587.11   | 7 349.17                              | 9 056.20  | 6 441.57  | 5 541.27   |
| 3 740.67                              | 8 022.60                                   | 7 154.41   | 463.76   | 4 822.44                              | 5 489.60  | 3 753.97  | 3 381.02   |
| 6 716.69                              | 9 737.98                                   | 8 502.11   | 662.56   | 10 891.55                             | 13 408.21   | 9 147.37  | 8 109.44   |
| 3 581.22                              | 5 087.12                                   | 4 461.83   | 312.54   | 4 007.93                              | 4 453.35  | 3 235.76  | 2 880.34   |
| 10 159.54                             | 9 931.28                                   | 8 511.34   | 800.95   | 6 945.39                              | 7 956.79  | 6 044.74  | 5 516.06   |
| 672.01                                | 697.87                                     | 542.93   | 30.87  | 1 084.35                              | 1 409.65  | 1 002.47  | 960.43   |
| 720.73                                | 493.03                                     | 458.59   | 21.70  | 1 421.09                              | 1 931.42  | 1 247.92  | 1 155.19   |
| 41.90                                 | 60.34                                      | 49.50  | 4.56   | 50.96                                 | 64.81   | 45.54   | 42.64  |
| 97.39                                 | 118.58                                     | 102.80   | 10.40  | 173.02                                | 214.62  | 150.44  | 142.64   |
| 152.28                                | 170.95                                     | 153.65   | 12.39  | 193.78                                | 229.29  | 157.62  | 152.98   |
| 0.50                                  | 1.10                                       | 1.05   | 0.05   | 0.75                                  | 0.79  | 0.57  | 0.54   |
| 105.27                                | 132.00                                     | 117.25   | 6.68   | 154.10                                | 169.79  | 127.28  | 121.89   |
| 430.19                                | 863.93                                     | 751.10   | 36.62  | 594.16                                | 682.33  | 526.97  | 475.96   |
| 224.47                                | 380.21                                     | 328.98   | 27.55  | 306.58                                | 327.80  | 253.35  | 234.32   |
| 306.18                                | 603.15                                     | 508.33   | 30.48  | 450.02                                | 462.98  | 368.84  | 333.57   |
| 173.53                                | 524.89                                     | 423.67   | 17.74  | 232.23                                | 212.00  | 179.56  | 158.24   |
| 1 868.49                              | 1 991.27                                   | 1 827.50   | 140.14   | 1 533.24                              | 1 726.78  | 1 290.44  | 1 185.58   |
| 524.95                                | 483.47                                     | 416.71   | 36.04  | 241.45                                | 272.04  | 211.59  | 196.29   |
| 144.11                                | 343.28                                     | 300.33   | 20.53  | 150.43                                | 172.97  | 132.50  | 122.50   |
| 95.81                                 | 159.71                                     | 137.56   | 13.83  | 123.94                                | 141.77  | 108.57  | 100.61   |
| 50.74                                 | 95.60                                      | 80.39  | 6.55   | 53.20                                 | 62.41   | 45.73   | 42.24  |
| 249.61                                | 441.91                                     | 390.62   | 21.12  | 369.19                                | 404.99  | 301.64  | 266.47   |
| 146.54                                | 191.57                                     | 170.06   | 16.95  | 177.21                                | 208.31  | 151.99  | 138.44   |
| 66.18                                 | 126.89                                     | 106.04   | 15.69  | 69.43                                 | 75.51   | 57.84   | 54.10  |
| 391.32                                | 454.15                                     | 375.91   | 31.89  | 551.97                                | 726.05  | 500.05  | 435.93   |
| 925.03                                | 1 504.25                                   | 1 341.80   | 102.22   | 1 516.65                              | 1 694.41  | 1 184.49  | 1 085.03   |
| 227.87                                | 536.30                                     | 466.00   | 28.68  | 307.67                                | 321.18  | 243.37  | 224.37   |
| 234.56                                | 289.57                                     | 262.14   | 35.18  | 447.32                                | 476.32  | 370.63  | 335.16   |
| 134.71                                | 303.20                                     | 267.48   | 21.07  | 184.28                                | 176.40  | 126.48  | 115.42   |
| 2 202.57                              | 432.35                                     | 387.26   | 36.95  | 322.43                                | 369.55  | 277.67  | 252.47   |
| 829.37                                | 1 264.56                                   | 1 073.25   | 117.12   | 1 276.57                              | 1 441.84  | 1 048.56  | 962.97   |
| 1 254.10                              | 2 222.11                                   | 2 054.13   | 137.31   | 1 987.87                              | 2 167.01  | 1 489.84  | 1 270.75   |
| 298.40                                | 501.09                                     | 434.95   | 36.74  | 514.20                                | 598.39  | 428.80  | 381.00   |
| 332.31                                | 747.68                                     | 649.66   | 38.78  | 392.86                                | 448.27  | 322.74  | 292.33   |
| 646.19                                | 1 526.26                                   | 1 300.97   | 64.66  | 809.48                                | 952.20  | 630.21  | 557.32   |
| 805.24                                | 1 155.44                                   | 1 014.64   | 54.61  | 587.49                                | 731.42  | 472.56  | 426.75   |
| 747.22                                | 1 746.81                                   | 1 455.47   | 90.89  | 911.87                                | 999.88  | 678.34  | 610.15   |
| 491.22                                | 1 284.40                                   | 1 111.60   | 67.58  | 583.17                                | 652.22  | 469.23  | 416.25   |
| 406.85                                | 1 062.37                                   | 930.89   | 102.80   | 488.23                                | 553.84  | 395.02  | 354.42   |
| 144.55                                | 332.16                                     | 288.48   | 19.65  | 155.73                                | 190.05  | 125.99  | 116.93   |
| 165.02                                | 323.95                                     | 283.06   | 22.28  | 157.15                                | 194.36  | 136.84  | 127.07   |
| 3 761.95                              | 906.11                                     | 673.93   | 278.27   | 2 803.01                              | 3 830.99  | 2 765.31  | 2 300.70   |
| 97.23                                 | 62.42                                      | 51.59  | 4.59   | 118.41                                | 125.60  | 106.22  | 91.77  |
| 214.06                                | 86.41                                      | 69.95  | 6.87   | 260.84                                | 283.82  | 223.96  | 197.58   |

续表 1 continued

单位: 亿元

| 行 业<br>Item   | 无形及递延<br>资产合计<br>Intangi-<br>ble and<br>deferred<br>Assets | 流动负债<br>合 计<br>Total<br>Circulating<br>Liabilities | 流动负债<br>年平均余额<br>Average<br>Balance<br>Circulating<br>Liabilities |
|---|--|--|---|
| <b>全国总计</b><br><b>National Total</b>  | <b>1 147.79</b>  | <b>22 629.89</b>                                   | <b>18 955.30</b>  |
| <b>按经济类型分</b><br><b>Grouped by Ownership</b>                                      |  |  |   |
| 国有经济<br>State-Owned Enterprises   | 791.22   | 14 338.24  | 12 277.48   |
| 集体经济<br>Collective-Owned Enterprises  | 166.43   | 5 291.96   | 4 204.14  |
| 股份制经济<br>Stock Ownership Enterprises  | 65.26  | 788.57   | 668.93  |
| 外商投资经济<br>Foreign Investment Enterprises  | 56.79  | 963.59   | 763.83  |
| 港澳台投资经济<br>HongKong, Macao and Taiwan Funded Enterprises                          | 53.45  | 941.49   | 775.08  |
| <b>按轻重工业分</b><br><b>Grouped by Light &amp; Heavy Industry</b>                     |  |  |   |
| 轻工业<br>Light Industry   | 436.32   | 9 087.64   | 7 826.83  |
| 以农产品为原料<br>Using Farm Products as Raw Materials                                   | 280.70   | 5 933.24   | 5 105.15  |
| 以非农产品为原料<br>Using Non-Farm Products as Raw Materials                              | 155.61   | 3 154.43   | 2 721.69  |
| 重工业<br>Heavy Industry   | 711.46   | 13 542.26  | 11 128.49   |
| 采掘工业<br>Excavation  | 102.22   | 1 515.89   | 1 305.26  |
| 原料工业<br>Raw Materials   | 269.98   | 4 902.46   | 3 973.86  |
| 加工工业<br>Manufacturing   | 339.25   | 7 123.93   | 5 849.32  |
| <b>按企业规模分</b><br><b>Grouped by Size of Enterprises</b>                            |  |  |   |
| 大型企业<br>Large   | 504.52   | 8 625.63   | 7 405.59  |
| 中型企业<br>Medium  | 253.00   | 5 049.04   | 4 121.79  |
| 小型企业<br>Small   | 390.31   | 8 955.21   | 7 427.91  |
| <b>按行业分</b><br><b>Grouped by Sector</b>   |  |  |   |
| 煤炭采选业<br>Coal Mining and Processing   | 37.32  | 608.27   | 525.81  |
| 石油和天然气开采业<br>Petroleum and Natural Gas Extraction                                 | 46.11  | 488.97   | 428.50  |
| 黑色金属矿采选业<br>Ferrous Metals Mining and Processing                                  | 1.35   | 52.41  | 42.28   |
| 有色金属矿采选业<br>Nonferrous Metals Mining and Processing                               | 9.26   | 111.03   | 98.79   |
| 非金属矿采选业<br>Nonmetal Minerals Mining and Processing                                | 7.08   | 143.55   | 127.76  |
| 其他矿采选业<br>Other Minerals Mining and Processing                                    | 0.02   | 1.08   | 0.98  |
| 木材及竹材采运业<br>Logging and Transport of Timber and Bamboo                            | 2.78   | 150.41   | 114.25  |
| 食品加工业<br>Food Processing  | 30.09  | 877.44   | 711.13  |
| 食品制造业<br>Food Manufacturing   | 20.29  | 388.97   | 330.32  |
| 饮料制造业<br>Beverage Manufacturing   | 36.40  | 551.49   | 473.27  |
| 烟草加工业<br>Tobacco Processing   | 2.48   | 487.78   | 431.90  |
| 纺织业<br>Textile Industry   | 116.57   | 2 032.59   | 1 797.33  |
| 服装及其他纤维制品制造业<br>Garments and Other Fiber Products                                 | 16.01  | 423.66   | 352.21  |
| 皮革毛皮羽绒及其制品业<br>Leather, Furs, Down and Related Products                           | 11.23  | 304.84   | 259.74  |
| 木材加工及竹藤棕草制品业<br>Timber Processing, Bamboo, Canc, Palm Fiber and<br>Straw Products | 6.70   | 156.32   | 119.47  |
| 家具制造业<br>Furniture Manufacturing  | 6.08   | 84.84  | 71.10   |
| 造纸及纸制品业<br>Papermaking and Paper Products   | 22.90  | 413.35   | 363.54  |
| 印刷业记录媒介的复制<br>Printing and Record Pressing  | 7.44   | 161.54   | 138.86  |
| 文教体育用品制造业<br>Cultural, Educational and Sports Articles                            | 4.73   | 104.61   | 85.08   |
| 石油加工及炼焦业<br>Petroleum Processing and Coking Products                              | 52.42  | 382.08   | 325.08  |
| 化学原料及制品制造业<br>Raw Chemical Materials and Chemical Products                        | 93.36  | 1 414.86   | 1 237.83  |
| 医药制造业<br>Medical and Pharmaceutical Products                                      | 22.20  | 452.56   | 385.31  |
| 化学纤维制造业<br>Chemical Fibers  | 17.47  | 252.78   | 224.82  |
| 橡胶制品业<br>Rubber Products  | 13.43  | 272.14   | 231.85  |
| 塑料制品业<br>Plastic Products   | 22.92  | 386.82   | 335.77  |
| 非金属矿物制品业<br>Nonmetal Mineral Products   | 71.19  | 1 119.24   | 945.14  |
| 黑色金属冶炼及压延加工业<br>Smelting and Pressing of Ferrous Metals                           | 36.13  | 1 999.66   | 1 609.71  |
| 有色金属冶炼及压延加工业<br>Smelting and Pressing of Nonferrous Metals                        | 22.86  | 465.03   | 410.78  |
| 金属制品业<br>Metal Products   | 24.56  | 652.76   | 551.40  |
| 普通机械制造业<br>Ordinary Machinery Manufacturing                                       | 48.97  | 1 293.82   | 1 120.92  |
| 专用设备制造业<br>Special Purpose Equipment Manufacturing                                | 43.14  | 993.80   | 866.99  |
| 交通运输设备制造业<br>Transportation Equipment Manufacturing                               | 51.80  | 1 782.11   | 1 235.43  |
| 电气机械及器材制造业<br>Electric Equipment and Machinery                                    | 50.39  | 1 095.47   | 958.67  |
| 电子及通信设备制造业<br>Electronic and Telecommunications                                   | 62.08  | 889.54   | 762.71  |
| 仪器仪表文化办公用机械<br>Instruments, Meters, Cultural and Official Machinery               | 17.19  | 269.77   | 241.74  |
| 其他制造业<br>Other Manufacturing  | 11.64  | 267.05   | 230.11  |
| <b>电力煤气及水生产供应业</b><br><b>Electric Power, Gas and Water Production and Supply</b>  |  |  |   |
| 电力蒸汽热水生产供应业<br>Electric Power, Steam and Hot Water Production<br>and Supply       | 85.13  | 849.65   | 610.67  |
| 煤气的生产和供应业<br>Gas Production and Supply  | 1.72   | 52.16  | 43.05   |
| 自来水的生产和供应业<br>Tap Water Production and Supply                                     | 8.65   | 69.34  | 56.13   |

续表 2 continued

(100 000 000 yuan)

| 长期负债<br>合计<br>Long-Term<br>Liability | 所有者权益<br>合计<br>Owner<br>Rights<br>and<br>Interests | 产品销售收入<br>Product<br>Sales<br>Revenue | 产品销售成本<br>Product<br>Sales<br>Cost | 产品销售税金<br>及附加<br>Product Sales<br>Pre-Tax<br>and Related<br>Payment | 产品销售利润<br>Product<br>Sales<br>After-Tax<br>Profits | 利润总额<br>Total<br>After-Tax<br>Profits | 利税总额<br>Total<br>Pre-Tax<br>Profits |
|--------------------------------------|--|---------------------------------------|------------------------------------|---|--|---------------------------------------|-------------------------------------|
| 10 344.16                            | 16 090.69  | 38 084.13                             | 29 948.54                          | 2 321.23  | 4 328.95   | 1 602.47                              | 3 923.67                            |
| 7 675.95                             | 10 611.46  | 22 643.48                             | 17 535.71                          | 1 637.44  | 2 637.61   | 817.26                                | 2 454.70                            |
| 1 659.84                             | 2 716.24   | 10 114.22                             | 8 226.88                           | 466.58  | 1 021.43   | 377.85                                | 844.38                              |
| 340.39                               | 1 069.92   | 1 433.40                              | 1 053.01                           | 81.40   | 239.97   | 164.66                                | 246.06                              |
| 301.70                               | 851.26   | 1 740.88                              | 1 354.83                           | 66.52   | 219.10   | 132.55                                | 199.03                              |
| 275.63                               | 653.82   | 1 549.89                              | 1 280.33                           | 44.97   | 149.14   | 83.04                                 | 128.00                              |
| 3 231.62                             | 4 760.85   | 14 866.43                             | 11 979.87                          | 973.41  | 1 344.02   | 382.19                                | 1 355.66                            |
| 2 109.75                             | 2 749.62   | 9 684.11                              | 7 816.05                           | 728.94  | 777.35   | 183.71                                | 912.71                              |
| 1 121.84                             | 2 011.23   | 5 202.29                              | 4 163.81                           | 244.51  | 566.65   | 198.48                                | 442.96                              |
| 7 112.59                             | 11 329.81  | 23 197.66                             | 17 968.63                          | 1 347.75  | 2 985.00   | 1 220.26                              | 2 568.01                            |
| 1 395.09                             | 1 916.18   | 2 457.27                              | 1 840.36                           | 116.91  | 239.49   | 6.45                                  | 123.40                              |
| 3 285.02                             | 5 229.89   | 9 873.73                              | 7 516.89                           | 770.84  | 1 289.57   | 696.02                                | 1 466.88                            |
| 2 432.50                             | 4 183.69   | 10 866.71                             | 8 611.37                           | 460.02  | 1 455.87   | 517.78                                | 977.79                              |
| 4 818.38                             | 8 185.56   | 15 153.58                             | 11 475.60                          | 1 174.48  | 1 914.16   | 799.53                                | 1 974.03                            |
| 2 114.61                             | 2 774.07   | 7 367.75                              | 5 829.27                           | 470.93  | 821.35   | 220.43                                | 691.36                              |
| 3 411.19                             | 5 131.04   | 15 562.79                             | 12 643.68                          | 675.82  | 1 593.52   | 582.45                                | 1 258.29                            |
| 492.96                               | 686.37   | 919.36                                | 745.38                             | 34.08   | 117.52   | -6.54                                 | 27.56                               |
| 667.00                               | 851.19   | 913.64                                | 646.55                             | 53.11   | 3.75   | -23.18                                | 29.93                               |
| 20.96                                | 44.07  | 80.85                                 | 58.82                              | 3.23  | 14.86  | 7.16                                  | 10.41                               |
| 89.19                                | 109.46   | 186.99                                | 138.38                             | 5.27  | 36.64  | 11.71                                 | 16.97                               |
| 77.45                                | 146.43   | 218.12                                | 155.71                             | 12.28   | 36.58  | 13.69                                 | 25.99                               |
| 0.33                                 | 0.49   | 1.84                                  | 1.49                               | 0.05  | 0.19   | 0.06                                  | 0.14                                |
| 40.74                                | 122.33   | 164.94                                | 104.42                             | 11.55   | 42.44  | 11.30                                 | 22.84                               |
| 248.58                               | 342.54   | 1 645.53                              | 1 453.26                           | 37.70   | 95.64  | 24.19                                 | 61.90                               |
| 155.73                               | 175.97   | 599.60                                | 498.36                             | 23.69   | 49.47  | 5.33                                  | 28.97                               |
| 314.56                               | 288.97   | 782.15                                | 542.48                             | 102.39  | 85.33  | 34.01                                 | 136.40                              |
| -23.77                               | 294.84   | 809.50                                | 376.38                             | 342.16  | 63.95  | 36.25                                 | 378.39                              |
| 867.10                               | 785.18   | 3 100.82                              | 2 673.52                           | 114.75  | 223.47   | -4.73                                 | 109.99                              |
| 89.98                                | 228.45   | 817.66                                | 704.48                             | 25.48   | 58.01  | 28.94                                 | 54.42                               |
| 73.78                                | 123.70   | 519.69                                | 443.65                             | 14.38   | 38.43  | 9.74                                  | 24.16                               |
| 58.20                                | 74.30  | 262.29                                | 208.51                             | 9.58  | 28.73  | 9.86                                  | 19.45                               |
| 28.15                                | 40.53  | 137.85                                | 110.84                             | 5.12  | 14.45  | 4.67                                  | 9.75                                |
| 210.23                               | 204.51   | 637.96                                | 526.89                             | 33.96   | 59.92  | 7.10                                  | 41.02                               |
| 72.39                                | 145.12   | 292.82                                | 227.03                             | 12.60   | 42.85  | 16.23                                 | 28.84                               |
| 24.21                                | 72.14  | 191.91                                | 157.37                             | 6.03  | 20.41  | 10.53                                 | 16.54                               |
| 256.63                               | 440.24   | 1 440.85                              | 1 195.56                           | 96.23   | 136.11   | 75.35                                 | 171.59                              |
| 791.91                               | 917.16   | 2 285.53                              | 1 839.71                           | 154.18  | 221.29   | 39.04                                 | 193.23                              |
| 172.64                               | 257.89   | 682.16                                | 505.96                             | 31.43   | 104.21   | 44.09                                 | 75.52                               |
| 250.80                               | 293.99   | 459.41                                | 357.56                             | 26.00   | 69.69  | 32.93                                 | 58.93                               |
| 90.82                                | 149.54   | 434.37                                | 340.41                             | 41.60   | 41.09  | 10.60                                 | 52.21                               |
| 161.82                               | 240.00   | 634.15                                | 527.95                             | 23.92   | 59.42  | 13.41                                 | 37.35                               |
| 661.02                               | 859.18   | 2 146.23                              | 1 517.71                           | 151.49  | 371.89   | 180.84                                | 331.32                              |
| 715.02                               | 1 657.58   | 3 549.27                              | 2 581.81                           | 304.82  | 565.95   | 327.05                                | 631.86                              |
| 309.31                               | 296.03   | 757.22                                | 615.87                             | 43.27   | 82.77  | 27.62                                 | 71.43                               |
| 186.60                               | 340.84   | 1 190.75                              | 960.84                             | 46.37   | 128.52   | 44.90                                 | 91.27                               |
| 387.94                               | 704.11   | 1 907.95                              | 1 472.95                           | 80.38   | 293.66   | 95.96                                 | 176.37                              |
| 256.16                               | 524.97   | 1 448.99                              | 1 150.84                           | 56.46   | 199.93   | 52.74                                 | 109.16                              |
| 421.24                               | 971.59   | 2 608.16                              | 2 147.26                           | 90.88   | 303.43   | 130.52                                | 221.38                              |
| 295.68                               | 559.98   | 1 768.09                              | 1 398.43                           | 83.99   | 222.28   | 78.22                                 | 162.26                              |
| 340.53                               | 482.23   | 1 340.60                              | 1 090.97                           | 41.00   | 157.95   | 61.96                                 | 102.93                              |
| 83.98                                | 150.33   | 358.56                                | 274.12                             | 15.28   | 50.60  | 14.30                                 | 29.59                               |
| 104.45                               | 152.47   | 526.17                                | 438.26                             | 21.89   | 43.26  | 11.66                                 | 33.53                               |
| 1 229.03                             | 1 956.31   | 1 909.48                              | 1 459.65                           | 155.59  | 207.84   | 147.34                                | 303.33                              |
| 30.92                                | 98.67  | 74.08                                 | 75.00                              | 2.24  | -6.17  | -2.94                                 | -0.68                               |
| 49.81                                | 230.40   | 111.29                                | 80.35                              | 3.76  | 24.28  | 16.88                                 | 20.66                               |



12-8 独立核算工业企业单位数和工业总产值  
 NUMBER OF ENTERPRISES WITH INDEPENDENT ACCOUNTING SYSTEMS  
 AND GROSS OUTPUT VALUE OF INDUSTRY

本表按当年价格计算。  
 Figures in this table are at current prices.  
 单位：个、亿元

(unit) (100 000 000 yuan)

| 地 区<br>Region        | 国有企业<br>State-Owned<br>Enterprises             |                                 | 集体企业<br>Collective-Owned<br>Enterprises        |                                 | 股份制经济企业<br>Stock Ownership<br>Enterprises      |                                 | 外商投资经济企业<br>Foreign Investment<br>Enterprises  |                                 |
|----------------------|--|---------------------------------|--|---------------------------------|--|---------------------------------|--|---------------------------------|
|                      | 企 业<br>单位数<br>Number<br>of<br>Enter-<br>prises | 总产值<br>Gross<br>Output<br>Value | 企 业<br>单位数<br>Number<br>of<br>Enter-<br>prises | 总产值<br>Gross<br>Output<br>Value | 企 业<br>单位数<br>Number<br>of<br>Enter-<br>prises | 总产值<br>Gross<br>Output<br>Value | 企 业<br>单位数<br>Number<br>of<br>Enter-<br>prises | 总产值<br>Gross<br>Output<br>Value |
| 全 国 National         | 80 586   | 22 087.95                       | 339 617  | 11 888.40                       | 2 579  | 1 460.68                        | 8 434  | 1 852.98                        |
| 北 京 Beijing          | 1 575  | 760.27                          | 4 530  | 209.90                          | 42   | 11.19                           | 625  | 118.93                          |
| 天 津 Tianjin          | 1 872  | 627.96                          | 6 461  | 241.31                          | 15   | 14.72                           | 372  | 100.44                          |
| 河 北 Hebei            | 4 304  | 1 020.93                        | 15 895   | 490.93                          | 66   | 23.39                           | 367  | 38.14                           |
| 山 西 Shanxi           | 2 630  | 537.12                          | 8 434  | 179.85                          | 9  | 8.05                            | 65   | 4.49                            |
| 内 蒙 古 Inner Mongolia | 2 097  | 366.65                          | 5 906  | 67.75                           | 23   | 1.25                            | 47   | 4.79                            |
| 辽 宁 Liaoning         | 4 034  | 1 798.10                        | 21 312   | 610.61                          | 106  | 74.01                           | 479  | 62.27                           |
| 吉 林 Jilin            | 2 583  | 671.13                          | 10 225   | 153.51                          | 39   | 28.69                           | 139  | 33.57                           |
| 黑 龙 江 Heilongjiang   | 3 711  | 1 019.67                        | 11 923   | 168.03                          | 36   | 26.91                           | 133  | 11.52                           |
| 上 海 Shanghai         | 2 166  | 1 559.46                        | 5 491  | 358.91                          | 43   | 300.44                          | 545  | 339.00                          |
| 江 苏 Jiangsu          | 3 962  | 1 599.45                        | 32 558   | 2 666.56                        | 331  | 70.76                           | 1 095  | 244.28                          |
| 浙 江 Zhejiang         | 3 294  | 793.99                          | 34 006   | 1 449.34                        | 292  | 47.15                           | 825  | 113.98                          |
| 安 徽 Anhui            | 2 740  | 698.21                          | 19 451   | 375.30                          | 74   | 10.61                           | 65   | 8.46                            |
| 福 建 Fujian           | 2 213  | 384.57                          | 9 530  | 175.38                          | 97   | 61.86                           | 918  | 170.08                          |
| 江 西 Jiangxi          | 3 768  | 478.05                          | 11 278   | 155.75                          | 63   | 23.29                           | 86   | 10.28                           |
| 山 东 Shandong         | 4 111  | 1 646.52                        | 18 994   | 1 423.01                        | 384  | 111.74                          | 496  | 79.01                           |
| 河 南 Henan            | 3 810  | 1 011.45                        | 13 790   | 378.40                          | 138  | 23.99                           | 143  | 32.42                           |
| 湖 北 Hubei            | 4 069  | 1 100.65                        | 15 037   | 395.33                          | 95   | 44.21                           | 156  | 19.66                           |
| 湖 南 Hunan            | 3 649  | 700.29                          | 17 978   | 294.83                          | 17   | 42.85                           | 85   | 18.44                           |
| 广 东 Guangdong        | 5 074  | 1 371.58                        | 17 732   | 991.37                          | 288  | 348.70                          | 1 304  | 390.66                          |
| 广 西 Guangxi          | 2 614  | 481.24                          | 8 026  | 147.44                          | 27   | 33.08                           | 174  | 13.72                           |
| 海 南 Hainan           | 585  | 69.49                           | 421  | 6.01                            | 9  | 5.46                            | 67   | 8.93                            |
| 四 川 Sichuan          | 5 289  | 1 260.08                        | 24 126   | 571.88                          | 133  | 127.60                          | 54   | 5.02                            |
| 贵 州 Guizhou          | 1 737  | 272.87                          | 3 462  | 38.22                           | 8  | 0.04                            | 43   | 3.89                            |
| 云 南 Yunnan           | 2 049  | 503.46                          | 3 503  | 90.79                           | 20   | 3.06                            | 39   | 3.31                            |
| 西 藏 Tibet            | 141  | 3.63                            | 83   | 0.49                            | 0  | 0.00                            | 2  | 0.02                            |
| 陕 西 Shaanxi          | 2 555  | 496.09                          | 9 938  | 109.64                          | 195  | 15.86                           | 67   | 12.41                           |
| 甘 肃 Gansu            | 1 489  | 373.11                          | 4 843  | 68.60                           | 13   | 0.72                            | 11   | 1.32                            |
| 青 海 Qinghai          | 524  | 77.89                           | 654  | 9.40                            | 0  | 0.00                            | 1  | 0.02                            |
| 宁 夏 Ningxia          | 417  | 92.98                           | 1 227  | 16.15                           | 8  | 0.28                            | 9  | 0.28                            |
| 新 疆 Xinjiang         | 1 524  | 311.06                          | 2 803  | 43.71                           | 8  | 0.77                            | 22   | 3.64                            |

续表 1 continued

本表按当年价格计算。  
 Figures in this table are at current prices.  
 单位: 个、亿元

(unit) (100 000 000 yuan)

| 地 区<br>Region        | 港澳台投资经济企业<br>HongKong, Macao and Taiwan<br>Funded Enterprises |                              | 轻工业企业<br>Light Industry<br>Enterprises |                              | 重工业企业<br>Heavy Industry<br>Enterprises |                              |
|----------------------|---|------------------------------|--|------------------------------|--|------------------------------|
|                      | 企业单位数<br>Number of<br>Enterprises                             | 总产值<br>Gross Output<br>Value | 企业单位数<br>Number of<br>Enterprises      | 总产值<br>Gross Output<br>Value | 企业单位数<br>Number of<br>Enterprises      | 总产值<br>Gross Output<br>Value |
| 全 国 National         | 11 621  | 1 761.25                     | 227 985                                | 15 897.92                    | 221 231                                | 23 795.06                    |
| 北 京 Beijing          | 557   | 54.22                        | 4 055                                  | 373.67                       | 3 475                                  | 794.68                       |
| 天 津 Tianjin          | 325   | 49.52                        | 4 871                                  | 352.53                       | 4 506                                  | 713.30                       |
| 河 北 Hebei            | 381   | 29.01                        | 10 022                                 | 513.74                       | 11 115                                 | 1 095.02                     |
| 山 西 Shanxi           | 50  | 8.29                         | 4 008                                  | 127.34                       | 7 219                                  | 611.56                       |
| 内 蒙 古 Inner Mongolia | 41  | 4.14                         | 3 946                                  | 124.52                       | 4 271                                  | 321.19                       |
| 辽 宁 Liaoning         | 252   | 33.18                        | 11 442                                 | 530.55                       | 15 021                                 | 2 080.86                     |
| 吉 林 Jilin            | 42  | 1.56                         | 6 311                                  | 234.70                       | 6 761                                  | 655.73                       |
| 黑 龙 江 Heilongjiang   | 50  | 4.96                         | 8 007                                  | 286.95                       | 7 913                                  | 946.19                       |
| 上 海 Shanghai         | 548   | 108.33                       | 5 796                                  | 1 155.38                     | 4 297                                  | 1 705.63                     |
| 江 苏 Jiangsu          | 1 075   | 171.22                       | 20 120                                 | 2 304.30                     | 19 377                                 | 2 584.30                     |
| 浙 江 Zhejiang         | 574   | 99.43                        | 22 850                                 | 1 506.15                     | 16 678                                 | 1 037.58                     |
| 安 徽 Anhui            | 71  | 4.26                         | 11 737                                 | 472.91                       | 10 710                                 | 627.10                       |
| 福 建 Fujian           | 1 287   | 154.88                       | 8 205                                  | 519.04                       | 6 372                                  | 451.01                       |
| 江 西 Jiangxi          | 79  | 4.33                         | 8 012                                  | 254.51                       | 7 345                                  | 419.16                       |
| 山 东 Shandong         | 267   | 39.85                        | 12 670                                 | 1 466.76                     | 11 675                                 | 1 843.41                     |
| 河 南 Henan            | 93  | 7.50                         | 8 651                                  | 549.10                       | 9 442                                  | 912.88                       |
| 湖 北 Hubei            | 346   | 22.86                        | 10 040                                 | 523.25                       | 9 723                                  | 1 064.04                     |
| 湖 南 Hunan            | 136   | 5.13                         | 10 127                                 | 363.97                       | 11 956                                 | 700.43                       |
| 广 东 Guangdong        | 4 806   | 896.06                       | 18 456                                 | 2 415.12                     | 11 539                                 | 1 670.25                     |
| 广 西 Guangxi          | 111   | 8.37                         | 5 601                                  | 301.62                       | 5 465                                  | 388.62                       |
| 海 南 Hainan           | 122   | 10.45                        | 710                                    | 63.58                        | 595                                    | 40.83                        |
| 四 川 Sichuan          | 248   | 28.61                        | 14 510                                 | 636.55                       | 15 646                                 | 1 374.68                     |
| 贵 州 Guizhou          | 26  | 3.25                         | 2 362                                  | 96.22                        | 3 093                                  | 225.09                       |
| 云 南 Yunnan           | 57  | 1.67                         | 2 798                                  | 297.76                       | 2 928                                  | 306.07                       |
| 西 藏 Tibet            | 0   | 0.00                         | 116                                    | 1.45                         | 114                                    | 2.69                         |
| 陕 西 Shaanxi          | 31  | 6.81                         | 5 761                                  | 198.65                       | 7 063                                  | 444.78                       |
| 甘 肃 Gansu            | 13  | 0.44                         | 3 098                                  | 82.13                        | 3 292                                  | 362.79                       |
| 青 海 Qinghai          | 1   | 0.00                         | 542                                    | 18.79                        | 646                                    | 68.80                        |
| 宁 夏 Ningxia          | 14  | 0.93                         | 773                                    | 20.16                        | 909                                    | 91.06                        |
| 新 疆 Xinjiang         | 18  | 1.99                         | 2 388                                  | 106.52                       | 2 085                                  | 255.33                       |

续表 2 continued

本表按当年价格计算。  
 Figures in this table are at current prices.  
 单位: 个、亿元

(unit) (100 000 000 yuan)

| 地 区<br>Region        | 大 型 企 业<br>Large Enterprises      |                                | 中 型 企 业<br>Medium Enterprises     |                                | 小 型 企 业<br>Small Enterprises      |                                |
|----------------------|-----------------------------------|--------------------------------|-----------------------------------|--------------------------------|-----------------------------------|--------------------------------|
|                      | 企业单位数<br>Number of<br>Enterprises | 总 产 值<br>Gross Output<br>Value | 企业单位数<br>Number of<br>Enterprises | 总 产 值<br>Gross Output<br>Value | 企业单位数<br>Number of<br>Enterprises | 总 产 值<br>Gross Output<br>Value |
| 全 国 National         | 4 583                             | 14 739.48                      | 14 156                            | 7 507.42                       | 430 477                           | 17 446.12                      |
| 北 京 Beijing          | 189                               | 659.51                         | 312                               | 136.76                         | 7 029                             | 372.08                         |
| 天 津 Tianjin          | 187                               | 347.91                         | 309                               | 277.12                         | 8 881                             | 440.80                         |
| 河 北 Hebei            | 226                               | 659.70                         | 592                               | 228.52                         | 20 319                            | 720.55                         |
| 山 西 Shanxi           | 108                               | 343.84                         | 227                               | 98.96                          | 10 892                            | 296.10                         |
| 内 蒙 古 Inner Mongolia | 66                                | 199.96                         | 246                               | 104.92                         | 7 905                             | 140.84                         |
| 辽 宁 Liaoning         | 432                               | 1 501.06                       | 935                               | 359.41                         | 25 096                            | 750.94                         |
| 吉 林 Jilin            | 120                               | 454.01                         | 456                               | 181.83                         | 12 496                            | 254.59                         |
| 黑 龙 江 Heilongjiang   | 198                               | 767.42                         | 378                               | 162.28                         | 15 344                            | 303.45                         |
| 上 海 Shanghai         | 299                               | 1 601.75                       | 621                               | 404.49                         | 9 173                             | 854.77                         |
| 江 苏 Jiangsu          | 269                               | 892.64                         | 1 607                             | 1 197.49                       | 37 621                            | 2 798.47                       |
| 浙 江 Zhejiang         | 156                               | 391.31                         | 841                               | 505.67                         | 38 531                            | 1 646.75                       |
| 安 徽 Anhui            | 95                                | 377.50                         | 428                               | 192.46                         | 21 924                            | 530.05                         |
| 福 建 Fujian           | 45                                | 164.08                         | 213                               | 180.87                         | 14 319                            | 625.11                         |
| 江 西 Jiangxi          | 76                                | 190.66                         | 281                               | 141.28                         | 15 000                            | 341.69                         |
| 山 东 Shandong         | 363                               | 1 097.27                       | 1 552                             | 683.17                         | 22 430                            | 1 529.74                       |
| 河 南 Henan            | 229                               | 611.58                         | 779                               | 277.19                         | 17 085                            | 573.21                         |
| 湖 北 Hubei            | 195                               | 678.14                         | 585                               | 288.79                         | 18 983                            | 620.36                         |
| 湖 南 Hunan            | 145                               | 391.31                         | 429                               | 191.06                         | 21 509                            | 482.03                         |
| 广 东 Guangdong        | 373                               | 1 138.33                       | 1 260                             | 827.37                         | 28 362                            | 2 119.67                       |
| 广 西 Guangxi          | 89                                | 189.81                         | 406                               | 215.72                         | 10 571                            | 284.72                         |
| 海 南 Hainan           | 12                                | 29.40                          | 82                                | 27.84                          | 1 211                             | 47.17                          |
| 四 川 Sichuan          | 277                               | 772.69                         | 672                               | 370.06                         | 29 207                            | 868.48                         |
| 贵 州 Guizhou          | 77                                | 156.10                         | 127                               | 65.02                          | 5 251                             | 100.19                         |
| 云 南 Yunnan           | 56                                | 307.51                         | 210                               | 112.19                         | 5 460                             | 184.14                         |
| 西 藏 Tibet            | 1                                 | 0.00                           | 5                                 | 0.43                           | 224                               | 3.71                           |
| 陕 西 Shaanxi          | 163                               | 298.20                         | 245                               | 103.34                         | 12 416                            | 241.89                         |
| 甘 肃 Gansu            | 65                                | 261.05                         | 122                               | 61.14                          | 6 203                             | 122.73                         |
| 青 海 Qinghai          | 23                                | 48.79                          | 44                                | 14.29                          | 1 121                             | 24.52                          |
| 宁 夏 Ningxia          | 21                                | 49.43                          | 55                                | 26.55                          | 1 606                             | 35.24                          |
| 新 疆 Xinjiang         | 28                                | 158.52                         | 137                               | 71.20                          | 4 308                             | 132.13                         |

12-9 各地区独立核算工业企业主要指标 (1993年)  
 MAJOR INDICATORS OF INDUSTRIAL ENTERPRISES WITH INDEPENDENT  
 ACCOUNTING SYSTEMS BY REGION (1993)

单位: 亿元

(100 000 000 yuan)

| 地 区<br>Region        | 企业单位数<br>(个)<br>Number<br>of<br>Enterprises | 工 业<br>总 产 值<br>Gross<br>Output<br>Value of<br>Industry | 工 业<br>增 加 值<br>Added-<br>value of<br>Industry | 资 本 金<br>合 计<br>Total<br>Capital<br>Assets | 流 动 资 产<br>合 计<br>Total<br>Circu-<br>lating<br>Funds | 流 动 资 产<br>年 平 均 余 额<br>Average<br>Balance<br>Circulating<br>Funds | 长 期 投 资<br>合 计<br>Total<br>Long-Term<br>Investments |
|----------------------|---|---|--|--|--|--|---|
| 全 国 National         | 449 216                                     | 39 693.00   | 12 842.63                                      | 20 457.47                                  | 24 756.43  | 21 475.26  | 1 776.05  |
| 北 京 Beijing          | 7 530                                       | 1 168.35  | 409.71   | 934.75                                     | 954.23   | 806.28   | 288.98  |
| 天 津 Tianjin          | 9 377                                       | 1 065.83  | 221.24   | 354.21                                     | 660.24   | 559.47   | 39.03   |
| 河 北 Hebei            | 21 137                                      | 1 608.76  | 546.07   | 623.18                                     | 980.99   | 866.58   | 54.27   |
| 山 西 Shanxi           | 11 227                                      | 738.90  | 296.51   | 411.20                                     | 551.33   | 490.21   | 23.27   |
| 内 蒙 古 Inner Mongolia | 8 217                                       | 445.71  | 151.93   | 290.56                                     | 342.57   | 309.34   | 11.97   |
| 辽 宁 Liaoning         | 26 463                                      | 2 611.41  | 932.65   | 1 060.41                                   | 1 769.34   | 1 567.33   | 80.42   |
| 吉 林 Jilin            | 13 072                                      | 890.43  | 319.55   | 414.21                                     | 732.22   | 659.52   | 31.85   |
| 黑 龙 江 Heilongjiang   | 15 920                                      | 1 233.14  | 553.69   | 583.79                                     | 943.14   | 897.64   | 37.59   |
| 上 海 Shanghai         | 10 093                                      | 2 861.01  | 868.49   | 975.51                                     | 1 924.59   | 1 645.62   | 158.95  |
| 江 苏 Jiangsu          | 39 497                                      | 4 888.59  | 1 239.90                                       | 1 476.18                                   | 2 145.87   | 1 904.64   | 158.24  |
| 浙 江 Zhejiang         | 39 528                                      | 2 543.73  | 653.29   | 674.19                                     | 1 226.80   | 1 062.52   | 97.97   |
| 安 徽 Anhui            | 22 447                                      | 1 100.01  | 403.10   | 663.00                                     | 1 171.90   | 840.23   | 29.45   |
| 福 建 Fujian           | 14 577                                      | 970.05  | 257.17   | 320.76                                     | 498.26   | 418.00   | 37.42   |
| 江 西 Jiangxi          | 15 357                                      | 673.71  | 234.11   | 220.75                                     | 413.95   | 364.77   | 16.66   |
| 山 东 Shandong         | 24 345                                      | 3 310.17  | 1 099.55                                       | 1 066.96                                   | 1 662.30   | 1 478.92   | 107.59  |
| 河 南 Henan            | 18 093                                      | 1 461.98  | 473.28   | 576.24                                     | 936.47   | 860.93   | 48.24   |
| 湖 北 Hubei            | 19 763                                      | 1 587.30  | 597.50   | 1 511.17                                   | 1 000.35   | 826.32   | 63.07   |
| 湖 南 Hunan            | 22 083                                      | 1 064.40  | 323.31   | 417.78                                     | 655.09   | 581.47   | 45.63   |
| 广 东 Guangdong        | 29 995                                      | 4 085.36  | 1 253.92                                       | 5 403.57                                   | 2 414.69   | 2 077.34   | 201.07  |
| 广 西 Guangxi          | 11 066                                      | 690.24  | 238.11   | 263.82                                     | 400.59   | 338.96   | 28.48   |
| 海 南 Hainan           | 1 305                                       | 104.41  | 29.33  | 57.48                                      | 77.92  | 63.28  | 8.87  |
| 四 川 Sichuan          | 30 156                                      | 2 011.22  | 734.88   | 796.07                                     | 1 328.97   | 1 144.79   | 81.32   |
| 贵 州 Guizhou          | 5 455                                       | 321.31  | 143.53   | 178.26                                     | 295.60   | 242.31   | 16.15   |
| 云 南 Yunnan           | 5 726                                       | 603.83  | 269.47   | 248.85                                     | 376.54   | 323.56   | 27.98   |
| 西 藏 Tibet            | 230   | 4.14  | 2.76   | 8.78                                       | 4.52   | 3.39   | 0.44  |
| 陕 西 Shaanxi          | 12 824                                      | 643.43  | 230.29   | 288.48                                     | 522.37   | 461.96   | 34.25   |
| 甘 肃 Gansu            | 6 390                                       | 444.92  | 161.56   | 242.34                                     | 319.64   | 282.74   | 28.67   |
| 青 海 Qinghai          | 1 188                                       | 87.59   | 35.46  | 66.05                                      | 85.16  | 75.90  | 4.54  |
| 宁 夏 Ningxia          | 1 682                                       | 111.22  | 35.07  | 71.63                                      | 83.34  | 73.95  | 3.64  |
| 新 疆 Xinjiang         | 4 473                                       | 361.85  | 127.20   | 257.29                                     | 277.45   | 247.29   | 10.04   |

续表 I continued

单位: 亿元

| 地 区<br>Region        | 固定资产<br>合 计<br>Total<br>Fixed<br>Assets | 固定资产<br>原价合计<br>Original<br>Value of<br>Fixed<br>Assets | 固定资产<br>净值合计<br>Net Value<br>of Fixed<br>Assets | 固定资产净值<br>年平均余额<br>Average<br>Balances<br>Net<br>Value of | 无形及递延<br>资产合计<br>Intangible<br>and<br>deferred<br>Assets | 流动负债<br>合 计<br>Total<br>Circulating<br>Liabilities | 流动负债<br>年平均余额<br>Average<br>Balance<br>Circulating<br>Liabilities |
|----------------------|---|---|---|---|--|--|---|
| 全 国 National         | 21 844.87                               | 25 818.31   | 18 427.87                                       | 16 505.79   | 1 147.79   | 22 629.89  | 18 955.30   |
| 北 京 Beijing          | 700.51                                  | 1 000.14  | 716.92  | 659.82  | 45.69  | 831.10   | 648.43  |
| 天 津 Tianjin          | 415.69                                  | 611.67  | 397.33  | 312.14  | 35.90  | 573.46   | 455.71  |
| 河 北 Hebei            | 1 048.75                                | 1 226.40  | 878.18  | 807.70  | 48.12  | 934.10   | 788.04  |
| 山 西 Shanxi           | 670.75                                  | 827.23  | 583.70  | 526.82  | 32.25  | 505.01   | 443.03  |
| 内 蒙 古 Inner Mongolia | 437.70                                  | 485.52  | 351.44  | 311.63  | 21.13  | 322.84   | 285.21  |
| 辽 宁 Liaoning         | 1 658.64                                | 2 173.64  | 1 449.91  | 1 257.28  | 92.17  | 1 736.63   | 1 507.39  |
| 吉 林 Jilin            | 693.77                                  | 818.61  | 580.58  | 490.76  | 42.99  | 720.83   | 630.95  |
| 黑 龙 江 Heilongjiang   | 949.69                                  | 1 306.73  | 876.64  | 820.30  | 75.78  | 968.37   | 862.70  |
| 上 海 Shanghai         | 1 302.98                                | 1 430.55  | 1 014.47  | 928.18  | 44.15  | 1 580.48   | 1 336.23  |
| 江 苏 Jiangsu          | 1 649.73                                | 1 881.54  | 1 402.39  | 1 213.26  | 56.63  | 1 952.01   | 1 646.95  |
| 浙 江 Zhejiang         | 904.47                                  | 983.44  | 742.72  | 639.71  | 27.92  | 1 103.22   | 930.11  |
| 安 徽 Anhui            | 579.69                                  | 630.66  | 466.38  | 417.89  | 28.00  | 567.41   | 495.99  |
| 福 建 Fujian           | 406.06                                  | 457.81  | 341.78  | 320.92  | 25.54  | 423.18   | 346.09  |
| 江 西 Jiangxi          | 344.56                                  | 409.12  | 286.82  | 259.09  | 24.56  | 398.75   | 345.98  |
| 山 东 Shandong         | 1 771.00                                | 2 061.40  | 1 543.44  | 1 408.58  | 109.71   | 1 630.05   | 1 388.03  |
| 河 南 Henan            | 1 002.31                                | 1 122.67  | 812.22  | 735.99  | 83.20  | 869.67   | 784.40  |
| 湖 北 Hubei            | 940.25                                  | 1 114.69  | 752.34  | 662.21  | 42.85  | 1 194.90   | 755.46  |
| 湖 南 Hunan            | 608.64                                  | 714.55  | 477.54  | 452.63  | 21.89  | 630.78   | 520.03  |
| 广 东 Guangdong        | 1 914.84                                | 2 099.05  | 1 606.69  | 1 461.61  | 113.23   | 2 215.03   | 1 833.45  |
| 广 西 Guangxi          | 364.81                                  | 397.75  | 295.95  | 265.67  | 15.45  | 361.15   | 303.29  |
| 海 南 Hainan           | 71.23                                   | 78.42   | 60.18   | 56.25   | 9.27   | 75.09  | 59.30   |
| 四 川 Sichuan          | 1 218.11                                | 1 462.43  | 984.52  | 858.70  | 56.02  | 1 256.39   | 1 037.60  |
| 贵 州 Guizhou          | 264.29                                  | 305.85  | 214.54  | 192.59  | 15.84  | 268.60   | 235.19  |
| 云 南 Yunnan           | 409.69                                  | 434.12  | 318.89  | 277.13  | 14.61  | 320.35   | 285.19  |
| 西 藏 Tibet            | 8.03                                    | 9.97  | 7.62  | 7.46  | 0.01   | 2.95   | 2.05  |
| 陕 西 Shaanxi          | 441.20                                  | 531.45  | 370.21  | 332.56  | 31.54  | 484.17   | 419.87  |
| 甘 肃 Gansu            | 358.33                                  | 455.19  | 302.28  | 297.77  | 12.82  | 287.37   | 235.16  |
| 青 海 Qinghai          | 126.57                                  | 152.47  | 114.80  | 108.96  | 4.61   | 76.61  | 68.35   |
| 宁 夏 Ningxia          | 111.05                                  | 132.96  | 99.74   | 88.19   | 5.59   | 76.60  | 66.94   |
| 新 疆 Xinjiang         | 471.53                                  | 502.28  | 377.65  | 335.99  | 10.32  | 262.79   | 238.18  |

续表 2 continued

(100 000 000 yuan)

| 长<br>合<br>期<br>负<br>债<br>计<br>Long-Term<br>Liability<br>Revenue | 所<br>有<br>者<br>权<br>益<br>计<br>Owners<br>Rights<br>and<br>Interests | 产<br>品<br>销<br>售<br>收<br>入<br>Product<br>Sales<br>Revenue | 产<br>品<br>销<br>售<br>成<br>本<br>Product<br>Sales<br>Costs | 产<br>品<br>销<br>售<br>税<br>金<br>及<br>附<br>加<br>Product Sales<br>Pre-Tax<br>and Related<br>Payments | 产<br>品<br>销<br>售<br>利<br>润<br>Product<br>Sales<br>After-Tax<br>Profits | 利<br>润<br>总<br>额<br>Total<br>After-Tax<br>Profits | 利<br>税<br>总<br>额<br>Total<br>Pre-Tax<br>Profits |
|---|--|---|---|--|--|---|---|
| 10 344.16   | 16 090.69  | 38 084.13   | 29 948.54   | 2 321.23   | 4 328.95   | 1 602.47  | 3 923.67  |
| 563.35  | 711.86   | 1 284.32  | 990.14  | 71.73  | 183.31   | 109.69  | 181.42  |
| 305.35  | 365.94   | 1 040.49  | 872.03  | 50.32  | 91.92  | 33.62   | 83.94   |
| 537.53  | 669.61   | 1 553.19  | 1 208.72  | 95.65  | 198.26   | 75.90   | 171.55  |
| 296.34  | 486.10   | 728.66  | 558.93  | 49.69  | 95.42  | 28.76   | 78.45   |
| 176.93  | 326.62   | 466.01  | 355.11  | 34.65  | 62.54  | 20.14   | 54.80   |
| 753.76  | 1 136.43   | 2 611.24  | 2 020.14  | 161.41   | 296.44   | 94.33   | 255.74  |
| 337.52  | 548.10   | 941.28  | 747.68  | 53.99  | 108.24   | 31.43   | 85.43   |
| 448.60  | 585.90   | 1 272.45  | 939.42  | 90.26  | 116.21   | -7.33   | 82.94   |
| 517.47  | 1 321.05   | 2 874.35  | 2 231.10  | 158.83   | 402.36   | 210.38  | 369.21  |
| 729.46  | 1 288.87   | 4 225.16  | 3 500.86  | 174.92   | 414.76   | 141.88  | 316.80  |
| 346.16  | 775.46   | 2 401.36  | 1 956.48  | 128.74   | 233.51   | 100.70  | 229.44  |
| 290.48  | 411.06   | 1 024.79  | 803.89  | 63.67  | 120.52   | 45.21   | 108.88  |
| 166.28  | 379.11   | 881.99  | 692.25  | 49.90  | 106.30   | 62.89   | 112.79  |
| 174.05  | 211.29   | 641.34  | 506.18  | 38.81  | 65.68  | 11.84   | 50.64   |
| 864.65  | 1 068.14   | 2 862.59  | 2 260.10  | 168.91   | 294.22   | 89.59   | 258.50  |
| 483.99  | 609.06   | 1 392.16  | 1 076.52  | 96.30  | 173.27   | 68.97   | 165.27  |
| 422.95  | 628.97   | 1 500.71  | 1 164.91  | 100.92   | 177.37   | 67.00   | 167.92  |
| 178.60  | 535.93   | 1 102.25  | 860.47  | 85.80  | 112.48   | 19.91   | 105.71  |
| 837.65  | 1 465.82   | 3 921.01  | 3 122.13  | 185.60   | 451.30   | 211.80  | 397.40  |
| 165.91  | 267.74   | 688.83  | 527.17  | 49.89  | 83.91  | 35.65   | 85.54   |
| 36.00   | 59.13  | 90.24   | 72.36   | 3.86   | 10.85  | 4.28  | 8.14  |
| 596.89  | 851.87   | 1 970.41  | 1 534.99  | 129.81   | 240.15   | 74.69   | 204.50  |
| 110.47  | 177.59   | 343.11  | 243.56  | 40.50  | 42.59  | 10.49   | 50.98   |
| 193.54  | 305.11   | 624.36  | 401.50  | 125.70   | 76.54  | 38.60   | 164.29  |
| 1.86  | 7.03   | 4.02  | 2.67  | 0.12   | 0.95   | 0.55  | 0.67  |
| 244.53  | 269.64   | 625.70  | 491.91  | 39.81  | 69.04  | 7.70  | 47.50   |
| 170.61  | 251.95   | 448.96  | 347.47  | 34.59  | 50.21  | 13.37   | 47.95   |
| 79.88   | 53.06  | 90.38   | 69.87   | 7.01   | 8.35   | -1.20   | 5.80  |
| 60.10   | 66.10  | 111.55  | 86.77   | 8.06   | 14.40  | 1.47  | 9.53  |
| 253.27  | 256.15   | 361.22  | 303.21  | 21.78  | 27.85  | 0.16  | 21.94   |

12-10 国有独立核算工业企业主要指标 (1993年)

单位: 亿元

| 行 业<br>Item   | 企业单位数<br>(个)<br>Number of<br>Enterprises<br>(unit) | 工业总产值<br>Gross<br>Output<br>Value of<br>Industry | 工业增加值<br>Added-<br>Value of<br>Industry |
|---|--|--|---|
| <b>全国总计</b><br><b>National Total</b>  | <b>80 586</b>                                      | <b>22 087.95</b>                                 | <b>7 280.97</b>                         |
| <b>按轻重工业分</b><br><b>Grouped by Light &amp; Heavy Industry</b>                     |  |  |   |
| 轻工业<br>Light Industry   | 41 370   | 6 703.19   | 2 115.43                                |
| 以农产品为原料<br>Using Farm Products as Raw Materials                                   | 31 028   | 4 943.39   | 1 593.76                                |
| 以非农产品为原料<br>Using Non-Farm Products as Raw Materials                              | 10 342   | 1 759.79   | 521.67                                  |
| 重工业<br>Heavy Industry   | 39 216   | 15 384.72  | 5 165.50                                |
| 采掘工业<br>Excavation  | 4 732  | 2 023.02   | 1 058.31                                |
| 原料工业<br>Raw Materials   | 11 518   | 7 711.38   | 2 552.54                                |
| 加工工业<br>Manufacturing   | 22 966   | 5 650.31   | 1 554.67                                |
| <b>按企业规模分</b><br><b>Grouped by Size of Enterprises</b>                            |  |  |   |
| 大型企业<br>Large   | 3 816  | 12 519.03  | 4 297.72                                |
| 中型企业<br>Medium  | 10 418   | 5 210.57   | 1 538.39                                |
| 小型企业<br>Small   | 66 352   | 4 358.36   | 1 444.82                                |
| <b>按行业分</b><br><b>Grouped by Sector</b>   |  |  |   |
| 煤炭采选业<br>Coal Mining and Processing   | 1 947  | 648.05   | 297.43                                  |
| 石油和天然气开采业<br>Petroleum and Natural Gas Extraction                                 | 58   | 966.71   | 564.03                                  |
| 黑色金属矿采选业<br>Ferrous Metals Mining and Processing                                  | 268  | 42.88  | 18.19                                   |
| 有色金属矿采选业<br>Nonferrous Metals Mining and Processing                               | 853  | 132.62   | 55.23                                   |
| 非金属矿采选业<br>Nonmetal Minerals Mining and Processing                                | 1 152  | 121.60   | 63.96                                   |
| 其他矿采选业<br>Other Minerals Mining and Processing                                    | 14   | 0.43   | 0.18                                    |
| 木材及竹材采运业<br>Logging and Transport of Timber and Bamboo                            | 662  | 147.10   | 83.82                                   |
| 食品加工业<br>Food Processing  | 9 866  | 1 144.81   | 318.10                                  |
| 食品制造业<br>Food Manufacturing   | 5 451  | 330.22   | 88.36                                   |
| 饮料制造业<br>Beverage Manufacturing   | 3 415  | 458.10   | 170.57                                  |
| 烟草加工业<br>Tobacco Processing   | 305  | 755.82   | 414.18                                  |
| 纺织业<br>Textile Industry   | 4 295  | 1 500.87   | 390.87                                  |
| 服装及其他纤维制品制造<br>Garments and Other Fiber Products                                  | 892  | 83.72  | 28.34                                   |
| 皮革毛皮羽绒及其制品业<br>Leather, Furs, Down and Related Products                           | 768  | 83.82  | 23.41                                   |
| 木材加工及竹藤棕草制品业<br>Timber Processing, Bamboo, Cane, Palm Fiber and<br>Straw Products | 997  | 83.20  | 25.22                                   |
| 家具制造业<br>Furniture Manufacturing  | 467  | 16.63  | 4.30                                    |
| 造纸及纸制品业<br>Papermaking and Paper Products   | 1 662  | 271.85   | 43.39                                   |
| 印刷业记录媒介的复制<br>Printing and Record Pressing  | 3 021  | 174.44   | 63.77                                   |
| 文教体育用品制造业<br>Cultural, Educational and Sports Articles                            | 393  | 32.55  | 9.62                                    |
| 石油加工及炼焦业<br>Petroleum Processing and Coking Products                              | 325  | 1 359.17   | 314.89                                  |
| 化学原料及制品制造业<br>Raw Chemical Materials and Chemical Products                        | 5 101  | 1 488.11   | 396.80                                  |
| 医药制造业<br>Medical and Pharmaceutical Products                                      | 1 846  | 422.26   | 132.70                                  |
| 化学纤维制造业<br>Chemical Fibers  | 247  | 210.92   | 60.04                                   |
| 橡胶制品业<br>Rubber Products  | 594  | 229.89   | 57.68                                   |
| 塑料制品业<br>Plastic Products   | 1 131  | 112.97   | 30.61                                   |
| 非金属矿物制品业<br>Nonmetal Mineral Products   | 7 099  | 1 010.11   | 404.42                                  |
| 黑色金属冶炼及压延加工业<br>Smelting and Pressing of Ferrous Metals                           | 970  | 3 049.90   | 1 024.05                                |
| 有色金属冶炼及压延加工业<br>Smelting and Pressing of Nonferrous Metals                        | 620  | 662.49   | 169.19                                  |
| 金属制品业<br>Metal Products   | 1 923  | 254.97   | 71.66                                   |
| 普通机械制造业<br>Ordinary Machinery Manufacturing                                       | 3 810  | 1 004.50   | 292.55                                  |
| 专用设备制造业<br>Special Purpose Equipment Manufacturing                                | 4 477  | 819.88   | 226.45                                  |
| 交通运输设备制造业<br>Transportation Equipment Manufacturing                               | 3 250  | 1 560.15   | 412.85                                  |
| 电气机械及器材制造业<br>Electric Equipment and Machinery                                    | 2 302  | 639.43   | 173.27                                  |
| 电子及通信设备制造业<br>Electronic and Telecommunications                                   | 1 506  | 459.26   | 125.17                                  |
| 仪器仪表文化办公用机械<br>Instruments, Meters, Cultural and Official Machinery               | 1 046  | 157.40   | 48.61                                   |
| 其他制造业<br>Other Manufacturing  | 1 112  | 69.57  | 21.06                                   |
| <b>电力煤气及水生产供应业</b><br><b>Electric Power, Gas and Water Production and Supply</b>  |  |  |   |
| 电力蒸汽热水生产供应业<br>Electric Power, Steam and Hot Water Production<br>and Supply       | 4 243  | 1 261.56   | 559.65                                  |
| 煤气的生产和供应业<br>Gas Production and Supply  | 278  | 49.72  | 8.30                                    |
| 自来水的生产和供应业<br>Tap Water Production and Supply                                     | 2 108  | 101.79   | 49.91                                   |

MAJOR INDICATORS OF INDUSTRIAL ENTERPRISES WITH INDEPENDENT  
ACCOUNTING SYSTEMS (1993)

(100 000 000 yuan)

| 资 本 金 计<br>合 计<br>Total<br>Capital<br>Assets | 流 动 资 产 计<br>合 计<br>Total<br>Circulating<br>Funds | 流 动 资 产<br>年 平 均 余 额<br>Average<br>Balance<br>Circulating<br>Funds | 长 期 投 资 计<br>合 计<br>Total<br>Long-Term<br>Investments | 固 定 资 产 计<br>合 计<br>Total<br>Fixed<br>Assets | 固 定 资 产<br>原 价 合 计<br>Original<br>Value of<br>Fixed<br>Assets | 固 定 资 产<br>净 值 合 计<br>Net Value<br>of Fixed<br>Assets | 固 定 资 产 净<br>值 年 平 均 余<br>额<br>Average<br>Balance Net<br>Value of<br>Fixed Assets |
|--|---|--|---|--|---|---|---|
| 12 617.89                                    | 14 991.61   | 13 473.39  | 1 147.08  | 15 682.95                                    | 19 066.39   | 13 304.37   | 11 881.27   |
| 3 198.18                                     | 4 759.45  | 4 379.66   | 302.05  | 3 606.92                                     | 3 918.31  | 2 939.20  | 2 675.97  |
| 2 428.59                                     | 3 349.59  | 3 091.24   | 186.88  | 2 477.58                                     | 2 694.15  | 2 031.12  | 1 845.10  |
| 769.56                                       | 1 409.80  | 1 288.43   | 115.18  | 1 129.35                                     | 1 224.17  | 908.07  | 830.88  |
| 9 419.73                                     | 10 232.20   | 9 093.72   | 845.00  | 12 076.02                                    | 15 148.08   | 10 365.17   | 9 205.30  |
| 1 580.29                                     | 1 385.91  | 1 219.12   | 66.37   | 2 850.93                                     | 3 778.77  | 2 539.31  | 2 395.46  |
| 5 759.61                                     | 4 166.19  | 3 397.84   | 499.76  | 6 183.58                                     | 7 785.73  | 5 464.23  | 4 692.11  |
| 2 079.87                                     | 4 680.08  | 4 476.70   | 278.82  | 3 041.47                                     | 3 583.60  | 2 361.62  | 2 117.72  |
| 5 799.43                                     | 7 986.82  | 7 236.18   | 536.88  | 9 723.59                                     | 12 196.45   | 8 243.76  | 7 299.35  |
| 2 810.81                                     | 3 850.83  | 3 310.43   | 212.45  | 3 047.24                                     | 3 448.45  | 2 472.05  | 2 213.73  |
| 4 007.65                                     | 3 353.93  | 2 926.76   | 397.74  | 2 912.10                                     | 3 421.44  | 2 588.55  | 2 368.19  |
| 567.41                                       | 550.78  | 455.51   | 22.19   | 999.91                                       | 1 311.59  | 928.34  | 891.82  |
| 720.03                                       | 491.89  | 457.51   | 21.53   | 1 420.26                                     | 1 930.40  | 1 247.09  | 1 154.48  |
| 29.60  | 37.85   | 31.63  | 2.94  | 35.80  | 47.33   | 31.93   | 29.09   |
| 78.63  | 94.30   | 82.09  | 8.18  | 148.99                                       | 187.54  | 129.77  | 123.30  |
| 108.37                                       | 111.62  | 104.12   | 5.78  | 138.73                                       | 167.88  | 111.38  | 107.56  |
| 0.22   | 0.44  | 0.42   | 0.03  | 0.40   | 0.37  | 0.26  | 0.21  |
| 103.68                                       | 130.25  | 116.09   | 6.42  | 153.13                                       | 168.66  | 126.40  | 121.00  |
| 294.03                                       | 609.07  | 562.46   | 24.50   | 443.02                                       | 507.15  | 388.78  | 355.36  |
| 115.35                                       | 225.67  | 201.45   | 16.04   | 185.45                                       | 198.29  | 149.25  | 139.50  |
| 177.36                                       | 380.26  | 339.58   | 20.07   | 317.03                                       | 314.58  | 251.54  | 224.01  |
| 158.68                                       | 479.18  | 405.63   | 17.39   | 224.31                                       | 204.12  | 173.16  | 152.08  |
| 1 363.40                                     | 1 046.77  | 1 019.22   | 73.73   | 827.77                                       | 928.96  | 672.19  | 625.19  |
| 27.88  | 57.13   | 53.55  | 4.98  | 31.96  | 35.41   | 26.42   | 23.93   |
| 29.01  | 82.37   | 78.64  | 4.91  | 38.39  | 45.12   | 33.04   | 30.82   |
| 39.59  | 66.87   | 59.05  | 3.33  | 57.32  | 65.79   | 48.07   | 46.43   |
| 6.20   | 12.39   | 10.66  | 1.06  | 8.15   | 10.29   | 7.56  | 6.71  |
| 135.85                                       | 246.01  | 228.72   | 9.86  | 221.66                                       | 241.41  | 177.82  | 150.71  |
| 80.05  | 99.65   | 90.42  | 9.33  | 108.37                                       | 127.82  | 91.48   | 83.48   |
| 11.31  | 28.36   | 24.46  | 2.75  | 13.73  | 14.68   | 10.29   | 9.30  |
| 361.00                                       | 403.16  | 336.61   | 29.48   | 522.73                                       | 690.41  | 471.76  | 412.68  |
| 645.40                                       | 978.41  | 899.00   | 68.80   | 1 148.91                                     | 1 338.66  | 912.82  | 836.01  |
| 130.53                                       | 338.50  | 302.26   | 19.24   | 197.27                                       | 206.33  | 153.15  | 144.76  |
| 93.54  | 129.45  | 120.33   | 17.26   | 207.63                                       | 229.66  | 179.09  | 161.27  |
| 65.09  | 166.03  | 146.87   | 9.31  | 95.16  | 94.32   | 64.18   | 58.92   |
| 47.61  | 90.52   | 83.86  | 8.19  | 73.86  | 82.98   | 61.02   | 55.26   |
| 402.16                                       | 626.04  | 547.62   | 55.73   | 701.03                                       | 782.82  | 569.29  | 515.47  |
| 977.61                                       | 1 751.59  | 1 739.82   | 120.77  | 1 734.59                                     | 1 897.89  | 1 286.54  | 1 098.22  |
| 225.46                                       | 359.12  | 319.41   | 28.56   | 414.19                                       | 495.22  | 344.57  | 303.54  |
| 78.07  | 199.26  | 172.94   | 10.49   | 110.67                                       | 127.78  | 88.35   | 81.36   |
| 385.82                                       | 935.38  | 828.37   | 38.43   | 539.68                                       | 643.07  | 411.59  | 365.09  |
| 318.18                                       | 749.48  | 682.11   | 31.93   | 396.52                                       | 515.25  | 318.09  | 288.63  |
| 491.42                                       | 1 167.40  | 997.49   | 71.19   | 615.88                                       | 731.46  | 475.00  | 430.50  |
| 175.51                                       | 523.91  | 470.10   | 23.93   | 247.93                                       | 296.39  | 197.08  | 173.22  |
| 161.90                                       | 495.33  | 458.97   | 59.07   | 235.03                                       | 270.60  | 185.14  | 164.82  |
| 79.08  | 189.80  | 169.54   | 11.37   | 97.82  | 124.46  | 78.75   | 73.37   |
| 30.69  | 61.00   | 69.14  | 4.68  | 93.94  | 137.33  | 87.94   | 78.16   |
| 3 537.77                                     | 809.68  | 582.95   | 265.84  | 2 433.68                                     | 3 393.96  | 2 433.10  | 2 025.45  |
| 91.79  | 56.84   | 47.89  | 4.15  | 114.85                                       | 122.02  | 103.25  | 89.20   |
| 196.01                                       | 75.05   | 61.87  | 5.50  | 238.99                                       | 264.36  | 208.65  | 183.63  |



续表 1 continued

单位: 亿元

| 行 业<br>Item   | 无形及递延<br>资产合计<br>Intangible<br>and<br>deferred<br>Assets | 流动负债<br>合 计<br>Total<br>Circulating<br>Liabilities | 流动负债<br>年平均余额<br>Average<br>Balance<br>Circulating<br>Liabilities |
|---|--|--|---|
| <b>全国总计</b><br><b>National Total</b>  | <b>791.22</b>  | <b>14 338.24</b>                                   | <b>12 277.48</b>  |
| <b>按轻重工业分</b><br><b>Grouped by Light &amp; Heavy Industry</b>                     |  |  |   |
| 轻工业<br>Light Industry   | 250.01   | 4 832.72   | 4 236.31  |
| 以农产品为原料<br>Using Farm Products as Raw Materials                                   | 173.62   | 3 477.50   | 3 044.55  |
| 以非农产品为原料<br>Using Non-Farm Products as Raw Materials                              | 76.40  | 1 355.25   | 1 191.64  |
| 重工业<br>Heavy Industry   | 541.24   | 9 505.45   | 8 041.13  |
| 采掘工业<br>Excavation  | 96.07  | 1 333.54   | 1 149.04  |
| 原料工业<br>Raw Materials   | 219.03   | 3 870.48   | 3 153.58  |
| 加工工业<br>Manufacturing   | 226.11   | 4 301.43   | 3 738.55  |
| <b>按企业规模分</b><br><b>Grouped by Size of Enterprises</b>                            |  |  |   |
| 大型企业<br>Large   | 432.95   | 7 426.54   | 6 376.35  |
| 中型企业<br>Medium  | 186.85   | 3 605.04   | 3 146.24  |
| 小型企业<br>Small   | 171.47   | 3 306.61   | 2 754.86  |
| <b>按行业分</b><br><b>Grouped by Sector</b>   |  |  |   |
| 煤炭采选业<br>Coal Mining and Processing   | 33.14  | 494.48   | 429.52  |
| 石油和天然气开采业<br>Petroleum and Natural Gas Extraction                                 | 45.44  | 488.14   | 427.72  |
| 黑色金属矿采选业<br>Ferrous Metals Mining and Processing                                  | 0.68   | 33.16  | 26.95   |
| 有色金属矿采选业<br>Nonferrous Metals Mining and Processing                               | 8.57   | 90.00  | 80.73   |
| 非金属矿采选业<br>Nonmetal Minerals Mining and Processing                                | 5.17   | 96.87  | 85.15   |
| 其他矿采选业<br>Other Minerals Mining and Processing                                    | 0.01   | 0.50   | 0.42  |
| 木材及竹材采运业<br>Logging and Transport of Timber and Bamboo                            | 2.74   | 149.45   | 113.42  |
| 食品加工业<br>Food Processing  | 24.98  | 665.53   | 542.01  |
| 食品制造业<br>Food Manufacturing   | 14.95  | 252.26   | 216.48  |
| 饮料制造业<br>Beverage Manufacturing   | 25.00  | 387.54   | 331.50  |
| 烟草加工业<br>Tobacco Processing   | 2.35   | 468.75   | 417.81  |
| 纺织业<br>Textile Industry   | 75.84  | 1 127.36   | 1 022.23  |
| 服装及其他纤维制品制造<br>Garments and Other Fiber Products                                  | 1.27   | 53.16  | 49.31   |
| 皮革毛皮羽绒及其制品业<br>Leather, Furs, Down and Related Products                           | 3.32   | 86.74  | 76.29   |
| 木材加工及竹藤棕草制品业<br>Timber Processing, Bamboo, Cane, Palm Fiber and<br>Straw Products | 3.61   | 67.10  | 53.89   |
| 家具制造业<br>Furniture Manufacturing  | 0.47   | 12.64  | 10.38   |
| 造纸及纸制品业<br>Papermaking and Paper Products   | 14.91  | 240.09   | 214.94  |
| 印刷业记录媒介的复制<br>Printing and Record Pressing  | 4.18   | 87.55  | 76.69   |
| 文教体育用品制造业<br>Cultural, Educational and Sports Articles                            | 0.80   | 26.11  | 22.78   |
| 石油加工及炼焦业<br>Petroleum Processing and Coking Products                              | 51.80  | 346.42   | 295.82  |
| 化学原料及制品制造业<br>Raw Chemical Materials and Chemical Products                        | 69.80  | 992.47   | 873.61  |
| 医药制造业<br>Medical and Pharmaceutical Products                                      | 13.82  | 305.51   | 259.95  |
| 化学纤维制造业<br>Chemical Fibers  | 11.48  | 126.85   | 116.60  |
| 橡胶制品业<br>Rubber Products  | 9.45   | 155.04   | 133.77  |
| 塑料制品业<br>Plastic Products   | 8.01   | 85.02  | 76.20   |
| 非金属矿物制品业<br>Nonmetal Mineral Products   | 54.75  | 575.48   | 492.23  |
| 黑色金属冶炼及压延加工业<br>Smelting and Pressing of Ferrous Metals                           | 25.26  | 1 667.98   | 1 340.75  |
| 有色金属冶炼及压延加工业<br>Smelting and Pressing of Nonferrous Metals                        | 18.69  | 348.58   | 312.07  |
| 金属制品业<br>Metal Products   | 9.15   | 187.70   | 158.41  |
| 普通机械制造业<br>Ordinary Machinery Manufacturing                                       | 34.08  | 854.75   | 760.32  |
| 专用设备制造业<br>Special Purpose Equipment Manufacturing                                | 29.28  | 691.08   | 609.04  |
| 交通运输设备制造业<br>Transportation Equipment Manufacturing                               | 31.38  | 1 055.22   | 883.71  |
| 电气机械及器材制造业<br>Electric Equipment and Machinery                                    | 24.91  | 477.81   | 423.82  |
| 电子及通信设备制造业<br>Electronic and Telecommunications                                   | 30.72  | 450.49   | 409.93  |
| 仪器仪表文化办公用机械<br>Instruments, Meters, Cultural and Official Machinery               | 11.94  | 164.68   | 149.90  |
| 其他制造业<br>Other Manufacturing  | 2.70   | 68.32  | 60.65   |
| <b>电力煤气及水生产供应业</b><br><b>Electric Power, Gas and Water Production and Supply</b>  |  |  |   |
| 电力蒸汽热水生产供应业<br>Electric Power, Steam and Hot Water Production<br>and Supply       | 71.50  | 727.23   | 535.36  |
| 煤气的生产和供应业<br>Gas Production and Supply  | 0.99   | 48.20  | 39.36   |
| 自来水的生产和供应业<br>Tap Water Production and Supply                                     | 8.41   | 56.02  | 48.87   |

续表 2 continued

(100 000 000 yuan)

| 长期负债<br>合计<br>Long-Term<br>Liability | 所有者权益<br>合计<br>Owners<br>Rights<br>and<br>Interests | 产品销售收入<br>Product<br>Sales<br>Revenue | 产品销售成本<br>Product<br>Sales<br>Cost | 产品销售税金<br>及 附 加<br>Product Sales<br>Pre-Tax<br>and Related<br>Payments | 产品销售利润<br>Product<br>Sales<br>After-Tax<br>Profits | 利润总额<br>Total<br>After-Tax<br>Profits | 利税总额<br>Total<br>Pre-Tax<br>Profits |
|--------------------------------------|---|---------------------------------------|------------------------------------|--|--|---------------------------------------|-------------------------------------|
| 7 675.95                             | 10 611.46   | 22 643.48                             | 17 535.71                          | 1 637.44   | 2 637.61   | 817.26                                | 2 454.70                            |
| 1 904.66                             | 2 181.41  | 6 903.96                              | 5 424.80                           | 642.38   | 603.12   | 82.34                                 | 725.39                              |
| 1 320.24                             | 1 408.12  | 5 085.04                              | 3 961.64                           | 550.41   | 404.56   | 41.99                                 | 593.06                              |
| 584.42                               | 773.32  | 1 818.90                              | 1 463.17                           | 91.98  | 198.56   | 40.34                                 | 132.30                              |
| 5 771.30                             | 8 430.00  | 15 739.55                             | 12 110.87                          | 994.99   | 2 034.49   | 734.95                                | 1 729.30                            |
| 1 343.88                             | 1 798.38  | 2 097.78                              | 1 567.32                           | 102.29   | 189.79   | -21.21                                | 81.07                               |
| 2 810.94                             | 4 364.93  | 7 793.65                              | 5 885.53                           | 656.81   | 1 031.58   | 555.27                                | 1 211.47                            |
| 1 616.45                             | 2 266.64  | 5 848.07                              | 4 658.03                           | 235.89   | 813.11   | 200.89                                | 436.78                              |
| 4 312.48                             | 6 952.39  | 12 867.52                             | 9 769.15                           | 1 049.80   | 1 558.85   | 587.12                                | 1 636.93                            |
| 1 663.17                             | 1 837.97  | 5 244.33                              | 4 123.25                           | 370.88   | 576.20   | 105.40                                | 476.28                              |
| 1 700.33                             | 1 821.14  | 4 531.61                              | 3 643.26                           | 216.74   | 502.56   | 124.76                                | 341.48                              |
| 446.65                               | 596.91  | 757.89                                | 617.84                             | 27.14  | 99.90  | -13.76                                | 13.35                               |
| 666.59                               | 850.43  | 911.60                                | 645.02                             | 54.51  | 3.39   | -23.42                                | 31.07                               |
| 13.34                                | 31.31   | 45.69                                 | 33.17                              | 1.88   | 9.03   | 3.47                                  | 5.39                                |
| 73.44                                | 91.72   | 136.93                                | 102.32                             | 3.81   | 26.46  | 5.03                                  | 8.86                                |
| 56.10                                | 104.29  | 100.16                                | 68.67                              | 6.33   | 19.38  | 3.05                                  | 9.38                                |
| 0.14                                 | 0.23  | 0.67                                  | 0.58                               | 0.02   | 0.05   | 0.01                                  | 0.03                                |
| 40.43                                | 121.28  | 161.27                                | 102.01                             | 10.73  | 41.87  | 10.94                                 | 21.67                               |
| 181.32                               | 231.31  | 1 153.84                              | 1 026.86                           | 26.86  | 63.02  | 6.26                                  | 33.11                               |
| 102.93                               | 86.43   | 339.15                                | 288.07                             | 13.58  | 24.12  | -4.43                                 | 9.12                                |
| 251.05                               | 164.45  | 499.46                                | 345.47                             | 76.70  | 52.52  | 17.82                                 | 94.52                               |
| -29.82                               | 288.09  | 787.63                                | 363.83                             | 337.78   | 62.14  | 35.46                                 | 373.22                              |
| 539.26                               | 347.80  | 1 520.28                              | 1 308.51                           | 58.77  | 109.50   | -31.17                                | 27.63                               |
| 14.50                                | 27.94   | 80.88                                 | 69.88                              | 2.18   | 6.95   | 1.83                                  | 4.04                                |
| 24.81                                | 19.28   | 92.48                                 | 73.67                              | 2.51   | 6.39   | -2.66                                 | -0.14                               |
| 30.03                                | 31.00   | 92.89                                 | 74.69                              | 3.46   | 11.46  | 2.03                                  | 5.48                                |
| 4.54                                 | 4.74  | 16.66                                 | 14.10                              | 0.44   | 1.44   | 0.04                                  | 0.48                                |
| 139.44                               | 107.29  | 325.78                                | 269.82                             | 18.99  | 31.33  | -0.69                                 | 18.35                               |
| 47.52                                | 81.83   | 144.63                                | 111.18                             | 5.87   | 23.72  | 7.96                                  | 13.89                               |
| 7.11                                 | 11.85   | 34.44                                 | 27.80                              | 1.25   | 4.44   | 0.75                                  | 2.01                                |
| 244.74                               | 417.49  | 1 356.66                              | 1 128.34                           | 95.08  | 126.40   | 70.18                                 | 165.28                              |
| 642.39                               | 621.86  | 1 513.64                              | 1 235.90                           | 103.04   | 141.49   | 8.59                                  | 111.62                              |
| 124.32                               | 136.48  | 426.43                                | 324.30                             | 19.04  | 59.75  | 22.53                                 | 41.59                               |
| 136.66                               | 105.41  | 217.76                                | 174.72                             | 11.30  | 29.07  | 10.64                                 | 21.92                               |
| 54.76                                | 70.78   | 239.51                                | 185.98                             | 26.87  | 21.80  | 3.14                                  | 30.04                               |
| 52.50                                | 44.01   | 113.15                                | 95.32                              | 3.77   | 11.72  | 0.90                                  | 4.65                                |
| 405.19                               | 439.02  | 1 004.83                              | 669.58                             | 76.67  | 202.83   | 89.37                                 | 166.04                              |
| 625.93                               | 1 426.33  | 2 820.50                              | 1 982.05                           | 266.95   | 492.39   | 283.27                                | 550.24                              |
| 257.04                               | 236.89  | 528.70                                | 423.96                             | 34.34  | 61.01  | 18.65                                 | 53.00                               |
| 64.12                                | 81.02   | 257.96                                | 209.91                             | 9.50   | 32.99  | 7.32                                  | 16.84                               |
| 272.81                               | 400.74  | 1 026.53                              | 789.25                             | 39.77  | 169.99   | 34.21                                 | 73.97                               |
| 190.98                               | 312.07  | 844.08                                | 673.72                             | 28.74  | 120.97   | 15.51                                 | 44.23                               |
| 293.83                               | 536.08  | 1 619.27                              | 1 354.39                           | 49.68  | 184.13   | 66.49                                 | 116.21                              |
| 149.98                               | 193.29  | 640.60                                | 501.11                             | 31.09  | 90.27  | 19.26                                 | 50.31                               |
| 201.35                               | 170.71  | 505.16                                | 419.60                             | 16.04  | 52.15  | 5.67                                  | 21.70                               |
| 63.84                                | 78.03   | 162.13                                | 122.98                             | 6.16   | 27.13  | 0.31                                  | 6.51                                |
| 83.48                                | 60.34   | 136.34                                | 116.73                             | 11.06  | 5.29   | -3.87                                 | 7.22                                |
| 1 093.45                             | 1 701.85  | 1 697.53                              | 1 302.84                           | 147.37   | 178.11   | 130.64                                | 278.04                              |
| 29.82                                | 94.64   | 64.89                                 | 67.09                              | 2.05   | -6.98  | -3.23                                 | -1.20                               |
| 39.32                                | 215.89  | 98.83                                 | 71.21                              | 3.00   | 21.85  | 15.56                                 | 18.57                               |

12-11 各地区国有独立核算工业企业主要指标 (1993年)

单位: 亿元

| 地 区<br>Region        | 企业单位数<br>(个)<br>Number<br>of<br>Enterprises | 工 业<br>总 产 值<br>Gross<br>Output<br>Value of<br>Industry | 工 业<br>增 加 值<br>Added-<br>Value of<br>Industry | 资 本 金<br>合 计<br>Total<br>Capital<br>Assets | 流 动 资 产<br>合 计<br>Total<br>Circu-<br>lating<br>Funds | 流 动 资 产<br>年 平 均 余 额<br>Average<br>Balance<br>Circulating<br>Funds | 长 期 投 资<br>合 计<br>Total<br>Long-Term<br>Investments |
|----------------------|---|---|--|--|--|--|---|
| 全 国 National         | 80 586                                      | 22 087.95   | 7 280.97                                       | 12 617.89                                  | 14 991.61  | 13 473.39  | 1 147.08  |
| 北 京 Beijing          | 1 575                                       | 760.27  | 231.70   | 508.95                                     | 696.60   | 586.89   | 274.38  |
| 天 津 Tianjin          | 2 632                                       | 627.96  | 122.99   | 234.39                                     | 410.05   | 345.77   | 23.36   |
| 河 北 Hebei            | 4 304                                       | 1 020.93  | 346.49   | 438.88                                     | 656.31   | 585.16   | 32.30   |
| 山 西 Shanxi           | 2 630                                       | 537.12  | 197.34   | 323.79                                     | 426.49   | 377.79   | 13.84   |
| 内 蒙 古 Inner Mongolia | 2 097                                       | 366.65  | 126.29   | 250.43                                     | 281.61   | 253.28   | 9.67  |
| 辽 宁 Liaoning         | 4 034                                       | 1 798.10  | 597.26   | 784.78                                     | 1 199.41   | 1 062.55   | 55.01   |
| 吉 林 Jilin            | 2 583                                       | 671.13  | 235.79   | 328.03                                     | 560.92   | 507.80   | 25.93   |
| 黑 龙 江 Heilongjiang   | 3 711                                       | 1 019.67  | 463.16   | 511.70                                     | 769.69   | 747.00   | 31.78   |
| 上 海 Shanghai         | 2 166                                       | 1 559.46  | 453.41   | 565.65                                     | 1 047.70   | 911.81   | 90.58   |
| 江 苏 Jiangsu          | 3 962                                       | 1 599.45  | 424.51   | 490.63                                     | 866.30   | 765.72   | 68.80   |
| 浙 江 Zhejiang         | 3 294                                       | 793.99  | 198.82   | 333.50                                     | 435.49   | 368.45   | 41.90   |
| 安 徽 Anhui            | 2 740                                       | 698.21  | 251.57   | 226.31                                     | 409.70   | 700.11   | 19.54   |
| 福 建 Fujian           | 2 213                                       | 384.57  | 103.07   | 141.25                                     | 223.00   | 184.13   | 18.77   |
| 江 西 Jiangxi          | 3 768                                       | 478.05  | 152.49   | 175.58                                     | 325.62   | 286.88   | 12.83   |
| 山 东 Shandong         | 4 111                                       | 1 646.52  | 557.85   | 703.56                                     | 931.66   | 822.40   | 57.62   |
| 河 南 Henan            | 3 810                                       | 1 011.45  | 342.83   | 438.99                                     | 717.51   | 656.57   | 35.34   |
| 湖 北 Hubei            | 4 069                                       | 1 100.65  | 391.00   | 1 378.17                                   | 750.97   | 604.53   | 47.16   |
| 湖 南 Hunan            | 3 649                                       | 700.29  | 209.65   | 302.08                                     | 471.81   | 418.26   | 31.09   |
| 广 东 Guangdong        | 5 074                                       | 1 371.58  | 453.40   | 2 496.44                                   | 878.34   | 754.01   | 72.24   |
| 广 西 Guangxi          | 2 614                                       | 481.24  | 159.85   | 188.94                                     | 285.80   | 245.85   | 14.51   |
| 海 南 Hainan           | 585   | 69.49   | 19.70  | 35.65                                      | 55.07  | 43.90  | 3.77  |
| 四 川 Sichuan          | 5 289                                       | 1 260.08  | 433.04   | 588.57                                     | 939.64   | 805.96   | 58.14   |
| 贵 州 Guizhou          | 1 737                                       | 272.87  | 119.50   | 155.01                                     | 265.50   | 217.42   | 13.82   |
| 云 南 Yunnan           | 2 049                                       | 503.46  | 231.18   | 201.84                                     | 301.08   | 261.15   | 24.48   |
| 西 藏 Tibet            | 141   | 3.63  | 2.37   | 8.28                                       | 4.03   | 3.11   | 0.41  |
| 陕 西 Shaanxi          | 2 555                                       | 496.09  | 159.11   | 237.19                                     | 425.97   | 377.15   | 29.85   |
| 甘 肃 Gansu            | 1 489                                       | 373.11  | 126.67   | 214.30                                     | 272.33   | 240.44   | 24.74   |
| 青 海 Qinghai          | 524   | 77.89   | 31.78  | 61.94                                      | 77.40  | 69.57  | 4.34  |
| 宁 夏 Ningxia          | 417   | 92.98   | 28.23  | 63.69                                      | 69.17  | 60.56  | 2.67  |
| 新 疆 Xinjiang         | 1 524                                       | 311.06  | 109.92   | 229.37                                     | 236.44   | 209.17   | 8.21  |

MAJOR INDICATORS OF STATE-OWNED INDUSTRIAL ENTERPRISES WITH  
INDEPENDENT ACCOUNTING SYSTEMS BY REGION (1993)

(100 000 000 yuan)

| 固定资产<br>合计<br>Total<br>Fixed<br>Assets | 固定资产<br>原价合计<br>Original<br>Value of<br>Fixed<br>Assets | 固定资产<br>净值合计<br>Net Value<br>of Fixed<br>Assets | 固定资产净<br>值年平均余<br>值<br>Average<br>Balance<br>Net<br>Value of | 无形及递延<br>资产合计<br>Intangible<br>and deferred<br>Assets | 流动负债<br>合计<br>Total<br>Circulating<br>Liabilities | 流动负债<br>年平均余额<br>Average<br>Balances<br>Circulating<br>Liabilities | 长期负债<br>合计<br>Long-Term<br>Liability<br>Revenue |
|--|---|---|--|---|---|--|---|
| 15 682.95                              | 19 066.39   | 13 304.37                                       | 11 881.27  | 791.22  | 14 338.24   | 12 277.48  | 7 675.95  |
| 565.00                                 | 847.30  | 602.11  | 553.11   | 31.57   | 627.71  | 476.74   | 511.35  |
| 301.31                                 | 467.63  | 292.18  | 221.09   | 22.08   | 367.95  | 280.41   | 249.52  |
| 806.65                                 | 955.36  | 672.04  | 613.83   | 34.36   | 640.05  | 547.67   | 418.73  |
| 571.60                                 | 710.71  | 496.02  | 445.96   | 27.49   | 400.85  | 351.39   | 260.60  |
| 392.27                                 | 438.29  | 314.72  | 276.40   | 19.31   | 270.47  | 239.13   | 161.13  |
| 1 324.88                               | 1 787.63  | 1 161.72  | 988.85   | 69.50   | 1 232.96  | 1 080.38   | 579.19  |
| 583.05                                 | 716.45  | 501.26  | 419.45   | 32.07   | 572.60  | 500.15   | 274.52  |
| 857.81                                 | 1 196.11  | 794.65  | 743.82   | 66.57   | 819.38  | 735.80   | 396.30  |
| 799.78                                 | 913.17  | 633.78  | 593.87   | 25.87   | 910.28  | 777.00   | 332.20  |
| 811.47                                 | 954.46  | 684.25  | 613.99   | 30.57   | 810.90  | 690.62   | 403.53  |
| 453.24                                 | 485.40  | 361.75  | 314.72   | 11.15   | 387.19  | 331.45   | 190.68  |
| 468.39                                 | 502.70  | 370.76  | 326.37   | 21.61   | 384.17  | 344.34   | 206.97  |
| 217.40                                 | 244.31  | 179.60  | 166.32   | 11.43   | 204.01  | 166.30   | 109.19  |
| 285.73                                 | 349.21  | 242.27  | 217.28   | 21.20   | 322.23  | 280.69   | 146.03  |
| 1 235.16                               | 1 474.67  | 1 091.38  | 989.03   | 67.81   | 962.18  | 824.97   | 594.64  |
| 826.55                                 | 929.96  | 663.36  | 599.64   | 71.27   | 689.02  | 617.35   | 403.37  |
| 726.07                                 | 907.28  | 601.03  | 511.13   | 30.67   | 686.99  | 571.27   | 315.07  |
| 452.20                                 | 532.95  | 354.25  | 326.63   | 17.53   | 470.60  | 393.54   | 102.21  |
| 760.68                                 | 856.80  | 631.95  | 583.50   | 32.35   | 811.32  | 692.05   | 379.72  |
| 275.56                                 | 310.03  | 227.86  | 204.59   | 11.82   | 264.57  | 229.58   | 128.38  |
| 54.43                                  | 60.27   | 45.66   | 43.04  | 6.10  | 51.12   | 41.91  | 28.41   |
| 938.06                                 | 1 144.32  | 757.46  | 657.76   | 41.95   | 923.54  | 767.97   | 472.56  |
| 242.21                                 | 280.54  | 195.61  | 174.64   | 15.26   | 243.49  | 216.43   | 102.24  |
| 351.64                                 | 370.95  | 272.07  | 233.85   | 12.69   | 263.81  | 236.60   | 164.08  |
| 7.69                                   | 9.56  | 7.25  | 7.14   | 0.01  | 2.83  | 2.01   | 1.83  |
| 382.98                                 | 464.92  | 321.03  | 286.94   | 28.54   | 409.39  | 356.79   | 218.03  |
| 327.62                                 | 420.32  | 275.55  | 272.61   | 11.86   | 249.22  | 201.67   | 157.19  |
| 122.29                                 | 147.02  | 111.30  | 105.83   | 4.29  | 70.30   | 62.96  | 77.41   |
| 99.83                                  | 120.63  | 90.27   | 79.35  | 4.93  | 62.80   | 54.75  | 54.30   |
| 441.39                                 | 467.44  | 351.23  | 310.53   | 9.36  | 226.31  | 205.56   | 236.57  |

续表 1 continued

单位: 亿元

(100 000 000 yuan)

| 地 区<br>Region        | 所有者权益<br>合计<br>Owners<br>Rights<br>and<br>Interests | 产品销售收入<br>Product<br>Sales<br>Revenue | 产品销售成本<br>Product<br>Sales<br>Costs | 产品销售税金<br>及 附 加<br>Product Sales<br>Pre-Tax<br>and Related<br>Payments | 产品销售利润<br>Product<br>Sales<br>After-Tax<br>Profits | 利润总额<br>Total<br>After-Tax<br>Profits | 利税总额<br>Total<br>Pre-Tax<br>Profits |
|----------------------|---|---------------------------------------|-------------------------------------|--|--|---------------------------------------|-------------------------------------|
| 全 国 National         | 10 611.46   | 22 643.48                             | 17 535.71                           | 1 637.44   | 2 637.61   | 817.26                                | 2 454.70                            |
| 北 京 Beijing          | 566.08  | 898.20                                | 696.85                              | 54.79  | 131.09   | 83.13                                 | 137.92                              |
| 天 津 Tianjin          | 235.83  | 663.86                                | 570.40                              | 33.79  | 47.78  | 4.12                                  | 37.91                               |
| 河 北 Hebei            | 472.97  | 1 044.63                              | 804.47                              | 73.14  | 135.77   | 45.51                                 | 118.66                              |
| 山 西 Shanxi           | 385.19  | 551.60                                | 423.38                              | 40.08  | 74.24  | 19.08                                 | 59.16                               |
| 内 蒙 古 Inner Mongolia | 282.88  | 393.08                                | 296.82                              | 31.10  | 54.61  | 17.30                                 | 48.40                               |
| 辽 宁 Liaoning         | 846.40  | 1 842.76                              | 1 411.89                            | 121.66   | 207.54   | 58.45                                 | 180.11                              |
| 吉 林 Jilin            | 353.46  | 733.86                                | 586.03                              | 42.84  | 82.34  | 23.76                                 | 66.59                               |
| 黑 龙 江 Heilongjiang   | 516.94  | 1 072.15                              | 779.60                              | 79.00  | 94.59  | -12.56                                | 66.44                               |
| 上 海 Shanghai         | 721.47  | 1 555.42                              | 1 210.07                            | 99.02  | 223.94   | 92.61                                 | 191.63                              |
| 江 苏 Jiangsu          | 558.72  | 1 510.30                              | 1 223.96                            | 71.06  | 154.88   | 44.41                                 | 115.47                              |
| 浙 江 Zhejiang         | 340.27  | 869.15                                | 700.74                              | 53.80  | 84.35  | 32.86                                 | 86.66                               |
| 安 徽 Anhui            | 318.77  | 697.19                                | 537.95                              | 51.07  | 88.81  | 31.60                                 | 82.68                               |
| 福 建 Fujian           | 158.37  | 397.59                                | 297.35                              | 31.24  | 59.04  | 35.02                                 | 66.26                               |
| 江 西 Jiangxi          | 169.55  | 482.37                                | 379.54                              | 32.20  | 48.60  | 5.79                                  | 37.99                               |
| 山 东 Shandong         | 710.96  | 1 618.97                              | 1 256.03                            | 114.47   | 160.42   | 24.39                                 | 138.86                              |
| 河 南 Henan            | 485.71  | 1 007.25                              | 766.95                              | 80.21  | 128.15   | 49.68                                 | 129.89                              |
| 湖 北 Hubei            | 508.35  | 1 098.93                              | 845.87                              | 81.23  | 138.75   | 54.38                                 | 135.61                              |
| 湖 南 Hunan            | 407.81  | 759.42                                | 591.14                              | 66.98  | 74.88  | 6.33                                  | 73.31                               |
| 广 东 Guangdong        | 517.49  | 1 372.66                              | 1 074.06                            | 91.31  | 166.61   | 78.10                                 | 169.40                              |
| 广 西 Guangxi          | 199.50  | 492.08                                | 377.80                              | 39.14  | 57.11  | 21.85                                 | 60.99                               |
| 海 南 Hainan           | 38.65   | 64.45                                 | 51.14                               | 3.29   | 8.11   | 3.01                                  | 6.30                                |
| 四 川 Sichuan          | 594.57  | 1 318.15                              | 1 026.54                            | 93.26  | 166.42   | 43.45                                 | 136.71                              |
| 贵 州 Guizhou          | 162.03  | 298.99                                | 209.33                              | 37.81  | 37.91  | 8.77                                  | 46.58                               |
| 云 南 Yunnan           | 257.76  | 522.78                                | 324.79                              | 116.77   | 64.15  | 33.57                                 | 150.34                              |
| 西 藏 Tibet            | 6.55  | 3.57                                  | 2.41                                | 0.11   | 0.84   | 0.45                                  | 0.56                                |
| 陕 西 Shaanxi          | 222.53  | 497.80                                | 392.66                              | 33.59  | 59.45  | 2.63                                  | 36.22                               |
| 甘 肃 Gansu            | 228.43  | 389.06                                | 299.78                              | 31.50  | 44.00  | 11.01                                 | 42.51                               |
| 青 海 Qinghai          | 50.50   | 81.58                                 | 62.50                               | 6.51   | 7.71   | -1.11                                 | 5.40                                |
| 宁 夏 Ningxia          | 58.57   | 94.42                                 | 73.08                               | 7.05   | 12.52  | 1.06                                  | 8.11                                |
| 新 疆 Xinjiang         | 235.15  | 311.21                                | 262.58                              | 19.42  | 23.00  | -1.39                                 | 18.03                               |

12-12 全部独立核算乡、村办工业分行业主要指标 (1993年)

MAIN INDICATORS OF TOWNSHIP-RUN AND VILLAGE-RUN INDUSTRIAL ENTERPRISES

WITH INDEPENDENT ACCOUNTING SYSTEMS BY BRANCH OF INDUSTRY (1993)

单位: 个、亿元、万人

(100 000 000 yuan, 10 000 person)

| 行 业<br>Branch  | 乡办工业<br>Township-Run Industry                  |   |  | 村办工业<br>Village-Run Industry                   |   |  |
|--|--|---|--|--|---|--|
|  | 企 业<br>单位数<br>Number<br>of<br>Enter-<br>prises | 工 业<br>总 产 值<br>Gross<br>Output<br>Value of<br>Industry | 年 末 全 部<br>从 业 人 员<br>Number<br>of<br>Employ-<br>ees | 企 业<br>单位数<br>Number<br>of<br>Enter-<br>prises | 工 业<br>总 产 值<br>Gross<br>Output<br>Value of<br>Industry | 年 末 全 部<br>从 业 人 员<br>Number<br>of<br>Employ-<br>ees |
| 全国总计<br>National Total   | 199 743  | 7 357.49  | 1 609.47   | 777 286  | 6 454.29  | 2 229.25   |
| 按轻重工业分<br>Light & Heavy Industry   |  |   |  |  |   |  |
| 轻工业<br>Light Industry  | 91 632   | 3 698.04  | 740.88   | 416 822  | 3 162.60  | 1 081.29   |
| 重工业<br>Heavy Industry  | 108 111  | 3 659.45  | 868.59   | 360 464  | 3 291.70  | 1 147.95   |
| 按行业分<br>Sector   |  |   |  |  |   |  |
| 煤炭采选<br>Coal Mining and Processing   | 6 329  | 114.15  | 83.53  | 17 480   | 135.28  | 94.31  |
| 石油和天然气开采<br>Petroleum and Natural Gas Extraction                                     | 3  | 0.01  | 0.02   | 3  | 0.01  | ...  |
| 黑色金属矿采选<br>Ferrous Metals Mining and Processing                                      | 1 321  | 32.21   | 11.99  | 4 094  | 39.05   | 14.39  |
| 有色金属矿采选<br>Nonferrous Metals Mining and Processing                                   | 1 559  | 34.55   | 12.88  | 2 635  | 35.99   | 9.60   |
| 非金属矿采选<br>Nonmetal Minerals Mining and Processing                                    | 8 009  | 115.75  | 50.77  | 40 177   | 267.01  | 112.49   |
| 其他矿采选业<br>Other Minerals Mining and Processing                                       | 64   | 1.24  | 0.35   | 3 743  | 18.52   | 9.23   |
| 木材竹材采运<br>Logging and Transport of Timber and Bamboo                                 | 392  | 4.13  | 1.66   | 4 751  | 11.82   | 7.32   |
| 食品加工<br>Food Processing  | 13 072   | 291.25  | 43.81  | 114 632  | 326.87  | 75.92  |
| 食品制造<br>Food Manufacturing   | 5 052  | 129.25  | 27.85  | 77 901   | 306.03  | 74.07  |
| 饮料制造<br>Beverage Manufacturing   | 6 355  | 107.13  | 31.08  | 17 488   | 86.66   | 27.03  |
| 烟草加工<br>Tobacco Processing   | 33   | 1.16  | 0.22   | 323  | 1.43  | 0.75   |
| 纺织<br>Textile Industry   | 10 598   | 1 100.46  | 189.98   | 19 512   | 641.71  | 122.32   |
| 服装及其他纤维制品<br>Garments and Other Fiber Products                                       | 5 465  | 355.41  | 73.43  | 23 131   | 331.04  | 106.87   |
| 皮革毛皮羽绒及其制品<br>Leather, Furs, Down and Related Products                               | 3 273  | 187.81  | 34.69  | 6 892  | 134.24  | 41.26  |
| 木材加工及竹藤<br>Timber Processing, Bamboo, Cane, Palm<br>棕草制品<br>Fiber and Straw Products | 7 479  | 93.93   | 27.62  | 20 792   | 133.62  | 40.10  |
| 家具制造<br>Furniture Manufacturing  | 3 374  | 52.03   | 13.79  | 12 086   | 96.65   | 27.93  |
| 造纸及纸制品<br>Papermaking and Paper Products   | 5 520  | 142.74  | 39.70  | 14 045   | 194.55  | 60.60  |
| 印刷业及记录媒介复制<br>Printing and Record Pressing   | 2 951  | 47.78   | 13.71  | 7 673  | 89.09   | 24.49  |
| 文教体育用品<br>Cultural, Educational and Sports Articles                                  | 1 705  | 66.78   | 17.49  | 4 056  | 61.18   | 26.82  |
| 石油加工及炼焦<br>Petroleum Processing and Coking Products                                  | 918  | 37.54   | 5.82   | 3 456  | 57.48   | 10.96  |
| 化学原料及制品<br>Raw Chemical Materials and Chemical<br>制造<br>Products                     | 10 110   | 412.95  | 63.28  | 16 825   | 367.34  | 58.76  |
| 医药制造<br>Medical and Pharmaceutical Products  | 938  | 59.27   | 8.28   | 912  | 38.78   | 5.84   |
| 化学纤维制造<br>Chemical Fibers  | 433  | 62.94   | 6.60   | 900  | 25.59   | 4.22   |
| 橡胶制品<br>Rubber Products  | 1 446  | 66.77   | 14.85  | 3 446  | 68.59   | 18.58  |
| 塑料制品<br>Plastic Products   | 6 824  | 222.37  | 41.84  | 22 586   | 272.13  | 81.36  |
| 非金属矿物制品<br>Nonmetal Mineral Products   | 34 451   | 831.73  | 312.06   | 131 396  | 1 039.49  | 464.36   |
| 黑色金属冶炼及<br>Smelting and Pressing of Ferrous<br>压延加工<br>Metals                        | 2 906  | 368.89  | 31.81  | 11 689   | 396.08  | 48.76  |
| 有色金属冶炼及<br>Smelting and Pressing of Nonferrous<br>压延加工<br>Metals                     | 1 642  | 171.19  | 15.07  | 4 117  | 124.66  | 17.18  |
| 金属制品<br>Metal Products   | 12 686   | 478.97  | 85.93  | 36 585   | 604.38  | 131.17   |
| 普通机械制造<br>Ordinary Machinery Manufacturing   | 10 309   | 444.81  | 93.41  | 37 764   | 720.59  | 140.74   |
| 专用设备制造<br>Special Purposes Equipment Manufacturing                                   | 7 461  | 312.58  | 54.65  | 3 339  | 93.64   | 16.70  |
| 交通运输设备制造<br>Transportation Equipment Manufacturing                                   | 4 330  | 225.88  | 44.30  | 6 374  | 130.61  | 27.01  |
| 电气机械及器材制造<br>Electric Equipment and Machinery  | 5 497  | 419.03  | 53.35  | 8 719  | 265.26  | 44.52  |
| 电子及通信设备制造<br>Electronic and Telecommunications                                       | 1 269  | 97.85   | 15.68  | 3 916  | 89.87   | 26.77  |
| 仪器仪表文化办<br>Instruments, Meters, Cultural<br>公用机械制造<br>and Official Machinery         | 1 011  | 40.13   | 9.32   | 1 997  | 30.98   | 8.05   |
| 其他制造<br>Other Manufacturing  | 7 926  | 187.87  | 65.25  | 81 303   | 758.35  | 239.22   |
| 电力煤气及水生<br>Electric Power, Gas and Water<br>产供应业<br>Production and Supply            |  |   |  |  |   |  |
| 电力蒸汽热水生<br>Electric Power, Steam and Hot<br>产供应<br>Water Production and Supply       | 5 535  | 30.87   | 10.97  | 8 103  | 22.13   | 7.48   |
| 煤气生产和供应<br>Gas Production and Supply   | 44   | 1.58  | 0.44   | 726  | 3.09  | 1.15   |
| 自来水生产供应<br>Tap Water Production and Supply   | 1 446  | 6.49  | 1.88   | 1 719  | 2.00  | 0.92   |

注: 工业总产值按当年价格计算。

a) Figures for gross output value of industry are at current prices.

12-13 按行业分独立核算工业企业主要经济效益指标 (1993年)

| 行 业          | Branch   | 工业增加值率<br>(%)<br>Added-Value<br>of Industry/Gross<br>Output Value<br>of Industry | 每百元固定资产原<br>价实现的利税<br>(%)<br>Pre-Tax Profits/<br>Original Value<br>of Fixed Assets |
|--------------|--|--|--|
| 全国总计         | National Total   | 32.35  | 15.20  |
| 按轻重工业分       | Grouped by Light & Heavy Industry                              |  |  |
| 轻工业          | Light Industry   | 31.01  | 18.56  |
| 重工业          | Heavy Industry   | 33.25  | 13.87  |
| 按行业分         | Grouped by Sector  |  |  |
| 煤炭采选业        | Coal Mining and Processing                                     | 46.49  | 1.96   |
| 石油和天然气开采业    | Petroleum and Natural Gas Extraction                           | 58.38  | 1.55   |
| 黑色金属矿采选业     | Ferrous Metals Mining and Processing                           | 43.08  | 16.06  |
| 有色金属矿采选业     | Nonferrous Metals Mining and Processing                        | 41.39  | 7.91   |
| 非金属矿采选业      | Nonmetal Minerals Mining and Processing                        | 48.46  | 11.33  |
| 其他矿采选业       | Other Minerals Mining and Processing                           | 29.17  | 17.72  |
| 木材及竹材采运业     | Logging and Transport of Timber and Bamboo                     | 56.60  | 13.45  |
| 食品加工业        | Food Processing  | 28.70  | 9.07   |
| 食品制造业        | Food Production  | 29.75  | 8.84   |
| 饮料制造业        | Beverage Production  | 36.19  | 29.46  |
| 烟草加工业        | Tobacco Processing   | 54.36  | 178.49   |
| 纺织业          | Textile Industry   | 27.01  | 6.37   |
| 服装及其他纤维制品制造业 | Garments and Other Fiber Products                              | 32.73  | 20.00  |
| 皮革毛皮羽绒及其制品业  | Leather, Furs, Down and Related Products                       | 26.60  | 13.97  |
| 木材加工及竹藤棕草制品业 | Timber Processing, Bamboo, Cane, Palm Fiber and Straw Products | 34.22  | 13.72  |
| 家具制造业        | Furniture Manufacturing  | 31.43  | 15.62  |
| 造纸及纸制品业      | Papermaking and Paper Products                                 | 24.71  | 10.13  |
| 印刷业记录媒介的复制   | Printing and Record Pressing                                   | 36.59  | 13.84  |
| 文教体育用品制造业    | Cultural, Educational and Sports Articles                      | 31.33  | 21.90  |
| 石油加工及炼焦业     | Petroleum Processing and Coking Products                       | 23.91  | 23.63  |
| 化学原料及制品制造业   | Raw Chemical Materials and Chemical Products                   | 28.76  | 11.40  |
| 医药制造业        | Medical and Pharmaceutical Products                            | 33.15  | 23.51  |
| 化学纤维制造业      | Chemical Fibers  | 32.13  | 12.37  |
| 橡胶制品业        | Rubber Products  | 28.05  | 29.60  |
| 塑料制品业        | Plastic Products   | 29.30  | 10.11  |
| 非金属矿物制品业     | Nonmetal Mineral Products                                      | 38.48  | 22.98  |
| 黑色金属冶炼及压延加工业 | Smelting and Pressing of Ferrous Metals                        | 32.69  | 29.16  |
| 有色金属冶炼及压延加工业 | Smelting and Pressing of Nonferrous Metals                     | 26.77  | 11.94  |
| 金属制品业        | Metal Products   | 30.60  | 20.36  |
| 普通机械制造业      | Ordinary Machinery Manufacturing                               | 31.19  | 18.52  |
| 专用设备制造业      | For Special Purposes Equipment Manufacturing                   | 29.07  | 14.92  |
| 交通运输设备制造业    | Transportation Equipment Manufacturing                         | 26.85  | 22.14  |
| 电气机械及器材制造业   | Electric Equipment and Machinery                               | 28.67  | 24.88  |
| 电子及通信设备制造业   | Electronic and Telecommunications                              | 27.34  | 18.58  |
| 仪器仪表文化办公用机械  | Instruments, Meters, Cultural and Official Machinery           | 33.43  | 15.57  |
| 其他制造业        | Other Manufacturing  | 33.49  | 17.25  |
| 电力煤气及水生产供应业  | Electric Power, Gas and Water Production and Supply            |  |  |
| 电力蒸汽热水生产供应业  | Electric Power, Steam and Hot Water Production and Supply      | 43.44  | 7.92   |
| 煤气的生产和供应业    | Gas Production and Supply                                      | 16.79  | -0.54  |
| 自来水的生产和供应业   | Tap Water Production and Supply                                | 47.61  | 7.28   |

FINANCIAL RATIOS OF INDUSTRIAL ENTERPRISES WITH  
INDEPENDENT ACCOUNTING SYSTEMS BY BRANCH (1993)

| 资 金<br>利 率<br>(%)<br>Pre-Tax<br>Profits/<br>Total<br>Assets | 产 值<br>利 率<br>(%)<br>Pre-Tax<br>Profits/<br>Gross Output<br>Value | 每百元销售收<br>入实现的利润<br>(元)<br>After-Tax<br>Profits/<br>Sales<br>Revenue | 工业成本<br>费用利润率<br>(%)<br>After-Tax<br>Profits/<br>Industrial<br>Cost | 流动资产周转<br>次数 (次/年)<br>Turnover<br>of<br>Circulating<br>Funds<br>(times/year) | 全员劳动生产率 (元/人·年)<br>Overall Labor Productivity(yuan/person.year) |  |   |
|---|---|--|---|--|---|--|---|
|   |   |  |   |  | 全部工业企业<br>Total<br>Enterprises                                  | 国有工业<br>State-<br>Owned<br>Enterprises | 集体工业<br>Collective-<br>Owned<br>Enterprises |
| 10.33   | 9.89  | 4.21   | 4.73  | 1.77   | 47 823.67   | 49 150.60                              | 36 795.97                                   |
| 9.94  | 8.53  | 2.57   | 2.84  | 1.73   | 46 921.31   | 45 475.50                              | 38 130.84                                   |
| 10.55   | 10.79   | 5.26   | 5.99  | 1.80   | 48 446.11   | 50 944.29                              | 35 570.72                                   |
| 1.83  | 3.32  | -0.71  | -0.73   | 1.69   | 13 152.85   | 13 610.10                              | 11 682.57                                   |
| 1.85  | 3.09  | -2.54  | -3.31   | 1.99   | 81 601.09   | 82 049.46                              | 42 445.36                                   |
| 11.30   | 12.17   | 8.86   | 10.19   | 1.63   | 25 717.97   | 25 895.91                              | 25 451.58                                   |
| 6.91  | 8.87  | 6.26   | 6.87  | 1.82   | 24 841.90   | 24 157.92                              | 26 170.64                                   |
| 8.48  | 9.32  | 6.28   | 7.15  | 1.42   | 23 249.49   | 23 476.17                              | 22 572.67                                   |
| 8.81  | 7.29  | 3.26   | 3.57  | 1.75   | 24 624.86   | 14 047.70                              | 31 062.55                                   |
| 9.55  | 15.03   | 6.85   | 8.51  | 1.41   | 14 571.38   | 14 454.02                              | 21 072.64                                   |
| 5.04  | 3.58  | 1.47   | 1.53  | 2.19   | 73 504.49   | 69 169.84                              | 61 941.75                                   |
| 5.14  | 4.60  | 0.89   | 0.93  | 1.82   | 40 708.50   | 35 601.58                              | 38 724.86                                   |
| 16.20   | 17.78   | 4.35   | 5.26  | 1.54   | 51 250.54   | 48 951.25                              | 33 846.50                                   |
| 65.03   | 48.76   | 4.48   | 8.73  | 1.91   | 236 398.19  | 242 881.34                             | 89 011.66                                   |
| 3.65  | 3.12  | -0.15  | -0.16   | 1.70   | 38 964.37   | 31 418.86                              | 42 977.79                                   |
| 8.88  | 5.48  | 3.54   | 3.79  | 1.96   | 38 709.20   | 33 599.15                              | 32 764.88                                   |
| 5.71  | 4.23  | 1.87   | 1.99  | 1.73   | 44 245.79   | 34 506.04                              | 37 365.49                                   |
| 8.17  | 6.98  | 3.76   | 4.15  | 1.91   | 27 864.07   | 30 459.94                              | 21 309.61                                   |
| 7.95  | 6.35  | 3.39   | 3.68  | 1.71   | 29 805.17   | 27 077.63                              | 25 759.56                                   |
| 6.24  | 6.71  | 1.11   | 1.20  | 1.63   | 35 262.43   | 34 736.77                              | 30 453.11                                   |
| 9.35  | 8.52  | 5.54   | 6.15  | 1.72   | 30 010.64   | 31 065.13                              | 24 991.67                                   |
| 10.33   | 7.94  | 5.49   | 5.96  | 1.81   | 31 445.61   | 31 386.81                              | 24 915.23                                   |
| 21.14   | 11.87   | 5.23   | 5.95  | 3.83   | 210 469.17  | 249 412.33                             | 56 435.80                                   |
| 7.96  | 8.13  | 1.71   | 1.86  | 1.70   | 49 814.86   | 47 054.28                              | 45 070.09                                   |
| 10.94   | 10.95   | 6.46   | 7.22  | 1.46   | 67 236.27   | 60 780.62                              | 57 123.70                                   |
| 9.87  | 12.99   | 7.17   | 8.17  | 1.75   | 90 246.32   | 69 802.23                              | 74 527.12                                   |
| 13.64   | 11.66   | 2.44   | 2.77  | 1.62   | 47 089.48   | 52 900.69                              | 32 604.68                                   |
| 5.84  | 5.25  | 2.11   | 2.25  | 1.64   | 46 996.67   | 44 201.08                              | 39 810.06                                   |
| 16.27   | 14.20   | 8.43   | 10.02   | 2.00   | 30 800.28   | 34 597.23                              | 25 966.98                                   |
| 19.00   | 16.07   | 9.21   | 11.20   | 1.73   | 101 344.38  | 103 827.76                             | 84 265.77                                   |
| 8.75  | 7.33  | 3.65   | 4.02  | 1.74   | 84 626.83   | 81 084.16                              | 84 920.03                                   |
| 9.69  | 7.01  | 3.77   | 4.15  | 1.83   | 44 468.54   | 40 301.14                              | 40 788.94                                   |
| 9.49  | 8.97  | 5.03   | 5.56  | 1.47   | 39 244.50   | 38 178.20                              | 35 286.60                                   |
| 7.57  | 7.28  | 3.64   | 3.94  | 1.43   | 39 572.52   | 34 889.73                              | 41 163.42                                   |
| 10.72   | 8.52  | 5.00   | 5.46  | 1.79   | 64 854.38   | 62 250.75                              | 40 266.74                                   |
| 10.62   | 8.77  | 4.42   | 4.86  | 1.59   | 59 368.10   | 48 798.90                              | 54 056.16                                   |
| 8.01  | 7.92  | 4.62   | 4.99  | 1.44   | 71 798.98   | 50 805.96                              | 39 619.64                                   |
| 7.30  | 8.09  | 3.99   | 4.35  | 1.24   | 34 270.51   | 26 125.05                              | 29 160.04                                   |
| 8.18  | 5.77  | 2.22   | 2.36  | 1.86   | 32 587.94   | 31 487.90                              | 28 884.11                                   |
| 10.20   | 20.98   | 7.72   | 9.46  | 2.83   | 74 745.85   | 74 482.54                              | 31 551.39                                   |
| -0.47   | -1.29   | -3.97  | -3.49   | 1.44   | 34 257.41   | 34 612.39                              | 25 592.13                                   |
| 7.72  | 18.10   | 15.17  | 17.91   | 1.59   | 33 562.51   | 33 070.50                              | 37 705.08                                   |



12-14 独立核算工业企业主要经济效益指标 (1993年)  
 FINANCIAL RATIOS OF INDUSTRIAL ENTERPRISES WITH  
 INDEPENDENT ACCOUNTING SYSTEMS (1993)

| 地 区<br>Region        | 工 业<br>增加值率<br>(%)<br>Added-<br>Value of<br>Industry/<br>Gross Output<br>Value of<br>Industry | 百元固定资产<br>原价实现利税<br>(元)<br>Pre-Tax<br>Profits/<br>Original<br>Value of<br>Fixed Assets | 资 金 率<br>利 税 率<br>(%)<br>Pre-Tax<br>Profits<br>Total<br>Assets | 产 值 率<br>利 税 率<br>(%)<br>Pre-Tax<br>Profits/<br>Gross<br>Output<br>Value | 百元销售收入<br>实现利润<br>(元)<br>Pre-Tax<br>Profits/<br>Sales<br>Revenuc | 工业成本<br>费用利润率<br>(%)<br>After-Tax<br>Profits<br>Industrial<br>Costs | 流动资产<br>周转次数<br>(次/年)<br>Turnover<br>of<br>Circulating<br>Fund<br><br>(time-year) |
|----------------------|---|--|--|--|--|---|---|
| 全 国 National         | 32.35   | 15.20  | 10.33  | 9.89   | 4.21   | 4.73  | 1.77  |
| 北 京 Beijing          | 35.07   | 18.14  | 12.37  | 15.53  | 8.54   | 9.90  | 1.59  |
| 天 津 Tianjin          | 20.76   | 13.72  | 9.63   | 7.88   | 3.23   | 3.50  | 1.86  |
| 河 北 Hebei            | 33.94   | 13.99  | 10.25  | 10.66  | 4.89   | 5.46  | 1.79  |
| 山 西 Shanxi           | 40.13   | 9.48   | 7.71   | 10.62  | 3.95   | 4.40  | 1.49  |
| 内 蒙 古 Inner Mongolia | 34.09   | 11.29  | 8.82   | 12.29  | 4.32   | 4.93  | 1.51  |
| 辽 宁 Liaoning         | 35.71   | 11.77  | 9.05   | 9.79   | 3.61   | 4.12  | 1.67  |
| 吉 林 Jilin            | 35.89   | 10.44  | 7.43   | 9.59   | 3.34   | 3.67  | 1.43  |
| 黑 龙 江 Heilongjiang   | 44.90   | 6.35   | 4.83   | 6.73   | -0.58  | -0.68   | 1.42  |
| 上 海 Shanghai         | 30.36   | 25.81  | 14.34  | 12.90  | 7.32   | 8.37  | 1.75  |
| 江 苏 Jiangsu          | 25.36   | 16.84  | 10.17  | 6.48   | 3.36   | 3.67  | 2.22  |
| 浙 江 Zhejiang         | 25.68   | 23.33  | 13.48  | 9.02   | 4.19   | 4.65  | 2.26  |
| 安 徽 Anhui            | 36.65   | 17.26  | 8.65   | 9.90   | 4.41   | 4.96  | 1.22  |
| 福 建 Fujian           | 26.51   | 24.64  | 15.26  | 11.63  | 7.13   | 8.16  | 2.11  |
| 江 西 Jiangxi          | 34.75   | 12.38  | 8.12   | 7.52   | 1.85   | 2.05  | 1.76  |
| 山 东 Shandong         | 33.22   | 12.54  | 8.95   | 7.81   | 3.13   | 3.51  | 1.94  |
| 河 南 Henan            | 32.37   | 14.72  | 10.35  | 11.30  | 4.95   | 5.59  | 1.62  |
| 湖 北 Hubei            | 37.64   | 15.06  | 11.28  | 10.58  | 4.46   | 5.07  | 1.82  |
| 湖 南 Hunan            | 30.37   | 14.79  | 10.22  | 9.93   | 1.81   | 2.01  | 1.90  |
| 广 东 Guangdong        | 30.69   | 18.93  | 11.23  | 9.73   | 5.40   | 5.97  | 1.89  |
| 广 西 Guangxi          | 34.50   | 21.51  | 14.15  | 12.39  | 5.18   | 5.91  | 2.03  |
| 海 南 Hainan           | 28.09   | 10.38  | 6.81   | 7.80   | 4.74   | 5.13  | 1.43  |
| 四 川 Sichuan          | 36.54   | 13.98  | 10.21  | 10.17  | 3.79   | 4.26  | 1.72  |
| 贵 州 Guizhou          | 44.67   | 16.67  | 11.72  | 15.87  | 3.06   | 3.70  | 1.42  |
| 云 南 Yunnan           | 44.63   | 37.84  | 27.35  | 27.21  | 6.18   | 8.51  | 1.93  |
| 西 藏 Tibet            | 66.67   | 6.72   | 6.18   | 16.18  | 13.68  | 16.42   | 1.19  |
| 陕 西 Shaanxi          | 35.79   | 8.94   | 5.98   | 7.38   | 1.23   | 1.35  | 1.35  |
| 甘 肃 Gansu            | 36.31   | 10.53  | 8.26   | 10.78  | 2.98   | 3.40  | 1.59  |
| 青 海 Qinghai          | 40.48   | 3.80   | 3.14   | 6.62   | -1.33  | -1.47   | 1.19  |
| 宁 夏 Ningxia          | 31.53   | 7.17   | 5.88   | 8.57   | 1.32   | 1.44  | 1.51  |
| 新 疆 Xinjiang         | 35.15   | 4.37   | 3.75   | 6.06   | 0.04   | 0.05  | 1.46  |

12-15 国有独立核算工业企业主要财务指标  
 FINANCIAL INDICATORS OF STATE-OWNED INDUSTRIAL  
 ENTERPRISES WITH INDEPENDENT ACCOUNTING SYSTEMS

单位: 亿元

(100 000 000 yuan)

| 年 份 地 区<br>Year Region | 固 定 资 产<br>原 值<br>Original Value<br>of Fixed<br>Assets | 固 定 资 产<br>净 值<br>Net Value<br>of Fixed<br>Assets | 亏 损 企 业<br>亏 损 总 额<br>Total Loss of<br>Loss-making<br>Enterprises | 利 总 润 额<br>After-Tax<br>Profits | 利 总 润 和 税 金 额<br>Pre-Tax<br>Profits |
|------------------------|--|---|---|---------------------------------|-------------------------------------|
| 1985                   | 5 956.20   | 3 980.80  | 32.44   | 738.20                          | 1 334.10                            |
| 1986                   | 6 744.80   | 4 543.80  | 54.49   | 689.90                          | 1 341.40                            |
| 1987                   | 7 677.90   | 5 242.40  | 61.04   | 787.00                          | 1 514.10                            |
| 1988                   | 8 795.20   | 6 040.40  | 81.92   | 891.90                          | 1 774.90                            |
| 1989                   | 10 160.84  | 7 033.20  | 180.19  | 743.01                          | 1 773.14                            |
| 1990                   | 11 610.27  | 8 088.31  | 348.76  | 388.11                          | 1 503.14                            |
| 1991                   | 13 556.75  | 9 507.19  | 367.00  | 402.17                          | 1 661.15                            |
| 1992                   | 15 669.78  | 10 982.65   | 369.27  | 535.10                          | 1 944.12                            |
| 1993                   | 19 066.39  | 13 304.37   | 452.64  | 817.26                          | 2 454.70                            |
| 北 京 Beijing            | 847.30   | 602.11  | 7.17  | 83.13                           | 137.92                              |
| 天 津 Tianjin            | 467.63   | 292.18  | 14.84   | 4.12                            | 37.91                               |
| 河 北 Hebei              | 955.36   | 672.04  | 16.92   | 45.51                           | 118.66                              |
| 山 西 Shanxi             | 710.71   | 496.02  | 17.41   | 19.08                           | 59.16                               |
| 内 蒙 古 Inner Mongolia   | 438.29   | 314.72  | 10.32   | 17.30                           | 48.40                               |
| 辽 宁 Liaoning           | 1 787.63   | 1 161.72  | 39.67   | 58.45                           | 180.11                              |
| 吉 林 Jilin              | 716.45   | 501.26  | 25.60   | 23.76                           | 66.59                               |
| 黑 龙 江 Heilongjiang     | 1 196.11   | 794.65  | 39.97   | -12.56                          | 66.44                               |
| 上 海 Shanghai           | 913.17   | 633.78  | 6.54  | 92.61                           | 191.63                              |
| 江 苏 Jiangsu            | 954.46   | 684.25  | 13.96   | 44.41                           | 115.47                              |
| 浙 江 Zhejiang           | 485.40   | 361.75  | 6.45  | 32.86                           | 86.66                               |
| 安 徽 Anhui              | 502.70   | 370.76  | 13.85   | 31.60                           | 82.68                               |
| 福 建 Fujian             | 244.31   | 179.60  | 5.59  | 35.02                           | 66.26                               |
| 江 西 Jiangxi            | 349.21   | 242.27  | 15.17   | 5.79                            | 37.99                               |
| 山 东 Shandong           | 1 474.67   | 1 091.38  | 46.67   | 24.39                           | 138.86                              |
| 河 南 Henan              | 929.96   | 663.36  | 15.66   | 49.68                           | 129.89                              |
| 湖 北 Hubei              | 907.28   | 601.03  | 12.74   | 54.38                           | 135.61                              |
| 湖 南 Hunan              | 532.95   | 354.25  | 29.57   | 6.33                            | 73.31                               |
| 广 东 Guangdong          | 856.80   | 631.95  | 16.45   | 78.10                           | 169.40                              |
| 广 西 Guangxi            | 310.03   | 227.86  | 7.46  | 21.85                           | 60.99                               |
| 海 南 Hainan             | 60.27  | 45.66   | 1.47  | 3.01                            | 6.30                                |
| 四 川 Sichuan            | 1 144.32   | 757.46  | 31.24   | 43.45                           | 136.71                              |
| 贵 州 Guizhou            | 280.54   | 195.61  | 7.11  | 8.77                            | 46.58                               |
| 云 南 Yunnan             | 370.95   | 272.07  | 3.65  | 33.57                           | 150.34                              |
| 西 藏 Tibet              | 9.56   | 7.25  | 0.10  | 0.45                            | 0.56                                |
| 陕 西 Shaanxi            | 464.92   | 321.03  | 17.29   | 2.63                            | 36.22                               |
| 甘 肃 Gansu              | 420.32   | 275.55  | 8.50  | 11.01                           | 42.51                               |
| 青 海 Qinghai            | 147.02   | 111.30  | 4.26  | -1.11                           | 5.40                                |
| 宁 夏 Ningxia            | 120.63   | 90.27   | 2.35  | 1.06                            | 8.11                                |
| 新 疆 Xinjiang           | 467.44   | 351.23  | 14.66   | -1.39                           | 18.03                               |

12-16 按行业分国有独立核算工业企业主要经济效益指标 (1993年)

| 行 业          | Branch   | 工业增加值率<br>(%)<br>Net Output Value<br>of Industry/Gross<br>Output Value<br>of Industry | 每百元固定资产原<br>价实现的利税<br>(%)<br>Pre-Tax Profits/<br>Original Value<br>of Fixed Assets |
|--------------|--|---|--|
| 全国总计         | National Total   | 32.96   | 12.87  |
| 按轻重工业分       | Grouped by Light & Heavy Industry                              |   |  |
| 轻工业          | Light Industry   | 31.56   | 18.51  |
| 重工业          | Heavy Industry   | 33.58   | 11.42  |
| 按行业分         | Grouped by Sector  |   |  |
| 煤炭采选业        | Coal Mining and Processing                                     | 45.90   | 1.02   |
| 石油和天然气开采业    | Petroleum and Natural Gas Extraction                           | 58.35   | 1.61   |
| 黑色金属矿采选业     | Ferrous Metals Mining and Processing                           | 42.42   | 11.39  |
| 有色金属矿采选业     | Nonferrous Metals Mining and Processing                        | 41.65   | 4.72   |
| 非金属矿采选业      | Nonmetal Minerals Mining and Processing                        | 52.60   | 5.59   |
| 其他矿采选业       | Other Minerals Mining and Processing                           | 41.86   | 8.11   |
| 木材及竹材采运业     | Logging and Transport of Timber and Bamboo                     | 56.98   | 12.85  |
| 食品加工业        | Food Processing  | 27.79   | 6.53   |
| 食品制造业        | Food Production  | 26.76   | 4.60   |
| 饮料制造业        | Beverage Production  | 37.23   | 30.05  |
| 烟草加工业        | Tobacco Processing   | 54.80   | 182.84   |
| 纺织业          | Textile Industry   | 26.04   | 2.97   |
| 服装及其他纤维制品制造  | Garments and Other Fiber Products                              | 33.85   | 11.41  |
| 皮革毛皮羽绒及其制品业  | Leather, Furs, Down and Related Products                       | 27.93   | -0.31  |
| 木材加工及竹藤棕草制品业 | Timber Processing, Bamboo, Cane, Palm Fiber and Straw Products | 30.31   | 8.33   |
| 家具制造业        | Furniture Manufacturing  | 25.86   | 4.66   |
| 造纸及纸制品业      | Papermaking and Paper Products                                 | 15.96   | 7.60   |
| 印刷业记录媒介的复制   | Printing and Record Pressing                                   | 36.56   | 10.87  |
| 文教体育用品制造业    | Cultural, Educational and Sports Articles                      | 29.55   | 13.69  |
| 石油加工及炼焦业     | Petroleum Processing and Coking Products                       | 23.17   | 23.94  |
| 化学原料及制品制造业   | Raw Chemical Materials and Chemical Products                   | 26.66   | 8.34   |
| 医药制造业        | Medical and Pharmaceutical Products                            | 31.43   | 20.16  |
| 化学纤维制造业      | Chemical Fibers  | 28.47   | 9.54   |
| 橡胶制品业        | Rubber Products  | 25.09   | 31.85  |
| 塑料制品业        | Plastic Products   | 27.10   | 5.60   |
| 非金属矿物制品业     | Nonmetal Mineral Products                                      | 40.04   | 21.21  |
| 黑色金属冶炼及压延加工业 | Smelting and Pressing of Ferrous Metals                        | 33.58   | 28.99  |
| 有色金属冶炼及压延加工业 | Smelting and Pressing of Nonferrous Metals                     | 25.54   | 10.70  |
| 金属制品业        | Metal Products   | 28.11   | 13.18  |
| 普通机械制造业      | Ordinary Machinery Manufacturing                               | 29.12   | 11.50  |
| 专用设备制造业      | For Special Purposes Equipment Manufacturing                   | 27.62   | 8.58   |
| 交通运输设备制造业    | Transportation Equipment Manufacturing                         | 26.46   | 15.89  |
| 电气机械及器材制造业   | Electric Equipment and Machinery                               | 27.10   | 16.97  |
| 电子及通信设备制造业   | Electronic and Telecommunications                              | 27.25   | 8.02   |
| 仪器仪表文化办公用机械  | Instruments, Meters, Cultural and Official Machinery           | 30.88   | 5.23   |
| 其他制造业        | Other Manufacturing  | 30.27   | 5.26   |
| 电力煤气及水生产供应业  | Electric Power, Gas and Water Production and Supply            |   |  |
| 电力蒸汽热水生产供应业  | Electric Power, Steam and Hot Water Production and Supply      | 44.36   | 8.19   |
| 煤气的生产和供应业    | Gas Production and Supply                                      | 16.69   | -0.98  |
| 自来水的生产和供应业   | Tap Water Production and Supply                                | 49.03   | 7.02   |

FINANCIAL RATIOS OF STATE-OWNED INDUSTRIAL ENTERPRISES WITH  
INDEPENDENT ACCOUNTING SYSTEMS BY BRANCH (1993)

| 资<br>利<br>税<br>(%)<br>Pre-Tax<br>Profits/<br>Total<br>Assets | 金<br>率 | 产<br>利<br>税<br>(%)<br>Pre-Tax<br>Profits/<br>Gross Output<br>Value | 值<br>率 | 每百元销售收<br>入实现的利润<br>(%)<br>After-Tax<br>Profits/<br>Sales<br>Revenue | 工业成本<br>费用利润率<br>(%)<br>After-Tax<br>Profits/<br>Industrial<br>Cost | 流动资产<br>周转次数<br>(次/年)<br>Turnover of<br>Circulating<br>Funds<br>(times/year) |
|--|--------|--|--------|--|---|--|
|  | 9.68   |  | 11.11  | 3.61   | 4.10  | 1.68   |
|  | 10.28  |  | 10.82  | 1.19   | 1.34  | 1.58   |
|  | 9.45   |  | 11.24  | 4.67   | 5.33  | 1.73   |
|  | 0.99   |  | 2.06   | -1.82  | -1.85   | 1.66   |
|  | 1.93   |  | 3.21   | -2.57  | -3.35   | 1.99   |
|  | 8.88   |  | 12.57  | 7.59   | 8.65  | 1.44   |
|  | 4.31   |  | 6.68   | 3.67   | 3.93  | 1.67   |
|  | 4.43   |  | 7.71   | 3.05   | 3.37  | 0.96   |
|  | 4.76   |  | 6.98   | 1.49   | 1.56  | 1.60   |
|  | 9.14   |  | 14.73  | 6.78   | 8.42  | 1.39   |
|  | 3.61   |  | 2.89   | 0.54   | 0.56  | 2.05   |
|  | 2.67   |  | 2.76   | -1.31  | -1.34   | 1.68   |
|  | 16.77  |  | 20.63  | 3.57   | 4.35  | 1.47   |
|  | 66.92  |  | 49.38  | 4.50   | 8.85  | 1.94   |
|  | 1.68   |  | 1.84   | -2.05  | -2.13   | 1.49   |
|  | 5.21   |  | 4.83   | 2.26   | 2.37  | 1.51   |
|  | -0.13  |  | -0.17  | -2.88  | -3.13   | 1.18   |
|  | 5.20   |  | 6.59   | 2.19   | 2.35  | 1.57   |
|  | 2.76   |  | 2.89   | 0.24   | 0.25  | 1.56   |
|  | 4.84   |  | 6.75   | -0.21  | -0.23   | 1.42   |
|  | 7.99   |  | 7.96   | 5.50   | 6.10  | 1.60   |
|  | 5.95   |  | 6.18   | 2.18   | 2.29  | 1.41   |
|  | 22.06  |  | 12.16  | 5.17   | 5.89  | 4.03   |
|  | 6.43   |  | 7.50   | 0.57   | 0.61  | 1.68   |
|  | 9.30   |  | 9.85   | 5.28   | 5.80  | 1.41   |
|  | 7.78   |  | 10.39  | 4.89   | 5.42  | 1.81   |
|  | 14.60  |  | 13.07  | 1.31   | 1.50  | 1.63   |
|  | 3.34   |  | 4.12   | 0.80   | 0.83  | 1.35   |
|  | 15.62  |  | 16.44  | 8.89   | 10.75   | 1.83   |
|  | 19.39  |  | 18.04  | 10.04  | 12.47   | 1.62   |
|  | 8.51   |  | 8.00   | 3.53   | 3.92  | 1.66   |
|  | 6.62   |  | 6.60   | 2.84   | 3.03  | 1.49   |
|  | 6.20   |  | 7.36   | 3.33   | 3.60  | 1.24   |
|  | 4.56   |  | 5.39   | 1.84   | 1.94  | 1.24   |
|  | 8.14   |  | 7.45   | 4.11   | 4.41  | 1.62   |
|  | 7.82   |  | 7.87   | 3.01   | 3.27  | 1.36   |
|  | 3.48   |  | 4.72   | 1.12   | 1.16  | 1.10   |
|  | 2.68   |  | 4.14   | 0.19   | 0.20  | 0.96   |
|  | 4.90   |  | 10.38  | -2.84  | -2.97   | 1.97   |
|  | 10.66  |  | 22.04  | 7.70   | 9.48  | 2.91   |
|  | -0.88  |  | -2.41  | -4.98  | -4.29   | 1.35   |
|  | 7.56   |  | 18.24  | 15.74  | 18.71   | 1.60   |

12-17 国有独立核算工业企业主要经济效益指标 (1993年)  
 FINANCIAL RATIOS OF STATE-OWNED INDUSTRIAL ENTERPRISES WITH  
 INDEPENDENT ACCOUNTING SYSTEMS (1993)

| 地 区<br>Region        | 工 业<br>增加值率<br>(%)<br>Added-<br>Value of<br>Industry/<br>Gross Output<br>Value of<br>Industry | 百元固定资产<br>原价实现利税<br>(元)<br>Pre-Tax<br>Profits/<br>Original<br>Value of<br>Fixed Asstes | 资 金<br>利 税 率<br>(%)<br>Pre-Tax<br>Profits/<br>Profits/<br>Total<br>Funds | 产 值<br>利 税 率<br>(%)<br>Pre-Tax<br>Profits/<br>Gross<br>Output<br>Value | 百元销售收<br>入实现利润<br>(元)<br>Pre-Tax<br>Profits/<br>Sales<br>Revenue | 工业成本<br>费用利润率<br>(%)<br>After-Tax<br>Profits<br>Industrial<br>Costs | 流动资产<br>周转次数<br>(次/年)<br>Turnover<br>of<br>Circulating<br>Fund<br>(time-year) |
|----------------------|---|--|--|--|--|---|---|
| 全 国 National         | 32.96   | 12.87  | 9.68   | 11.11  | 3.61   | 4.10  | 1.68  |
| 北 京 Beijing          | 30.48   | 16.28  | 12.10  | 18.14  | 9.26   | 10.71   | 1.53  |
| 天 津 Tianjin          | 19.59   | 8.11   | 6.69   | 6.04   | 0.62   | 0.66  | 1.92  |
| 河 北 Hebei            | 33.94   | 12.42  | 9.90   | 11.62  | 4.36   | 4.89  | 1.79  |
| 山 西 Shanxi           | 36.74   | 8.32   | 7.18   | 11.01  | 3.46   | 3.84  | 1.46  |
| 内 蒙 古 Inner Mongolia | 34.44   | 11.04  | 9.14   | 13.20  | 4.40   | 5.05  | 1.55  |
| 辽 宁 Liaoning         | 33.22   | 10.08  | 8.78   | 10.02  | 3.17   | 3.65  | 1.73  |
| 吉 林 Jilin            | 35.13   | 9.29   | 7.18   | 9.92   | 3.24   | 3.55  | 1.45  |
| 黑 龙 江 Heilongjiang   | 45.42   | 5.55   | 4.46   | 6.52   | -1.17  | -1.40   | 1.44  |
| 上 海 Shanghai         | 29.07   | 20.99  | 12.73  | 12.29  | 5.95   | 6.75  | 1.71  |
| 江 苏 Jiangsu          | 26.54   | 12.10  | 8.37   | 7.22   | 2.94   | 3.24  | 1.97  |
| 浙 江 Zhejiang         | 25.04   | 17.85  | 12.68  | 10.91  | 3.78   | 4.21  | 2.36  |
| 安 徽 Anhui            | 36.03   | 16.45  | 8.05   | 11.84  | 4.53   | 5.17  | 1.00  |
| 福 建 Fujian           | 26.80   | 27.12  | 18.91  | 17.23  | 8.81   | 10.53   | 2.16  |
| 江 西 Jiangxi          | 31.90   | 10.88  | 7.54   | 7.95   | 1.20   | 1.34  | 1.68  |
| 山 东 Shandong         | 33.88   | 9.42   | 7.67   | 8.43   | 1.51   | 1.70  | 1.97  |
| 河 南 Henan            | 33.89   | 13.97  | 10.34  | 12.84  | 4.93   | 5.63  | 1.53  |
| 湖 北 Hubei            | 35.52   | 14.95  | 12.16  | 12.32  | 4.95   | 5.69  | 1.82  |
| 湖 南 Hunan            | 29.94   | 13.76  | 9.84   | 10.47  | 0.83   | 0.93  | 1.82  |
| 广 东 Guangdong        | 33.06   | 19.77  | 12.67  | 12.35  | 5.69   | 6.42  | 1.82  |
| 广 西 Guangxi          | 33.22   | 19.67  | 13.54  | 12.67  | 4.44   | 5.08  | 2.00  |
| 海 南 Hainan           | 28.35   | 10.45  | 7.25   | 9.07   | 4.67   | 5.13  | 1.47  |
| 四 川 Sichuan          | 34.37   | 11.95  | 9.34   | 10.85  | 3.30   | 3.68  | 1.64  |
| 贵 州 Guizhou          | 43.79   | 16.60  | 11.88  | 17.07  | 2.93   | 3.60  | 1.38  |
| 云 南 Yunnan           | 45.92   | 40.53  | 30.37  | 29.86  | 6.42   | 9.18  | 2.00  |
| 西 藏 Tibet            | 65.29   | 5.86   | 5.46   | 15.43  | 12.61  | 14.95   | 1.15  |
| 陕 西 Shaanxi          | 32.07   | 7.79   | 5.45   | 7.30   | 0.53   | 0.57  | 1.32  |
| 甘 肃 Gansu            | 33.95   | 10.11  | 8.29   | 11.39  | 2.83   | 3.24  | 1.62  |
| 青 海 Qinghai          | 40.80   | 3.67   | 3.08   | 6.93   | -1.36  | -1.51   | 1.17  |
| 宁 夏 Ningxia          | 30.36   | 6.72   | 5.80   | 8.72   | 1.12   | 1.23  | 1.56  |
| 新 疆 Xinjiang         | 35.34   | 3.86   | 3.47   | 5.80   | -0.45  | -0.47   | 1.49  |

12-18 全国城乡合作经营工业主要指标  
MAJOR INDICATORS OF URBAN AND RURAL COOPERATIVE INDUSTRY

| 指 标  | Item                                    | 1985   | 1990   | 1991   | 1992   | 1993     |
|--|---|--------|--------|--------|--------|----------|
| <b>城镇合作经营工业 Urban Cooperative Industry</b> |   |        |        |        |        |          |
| 户 数 (万户)                                   | Number of Cooperative Workshops(10 000) |        | 3.09   | 2.95   | 3.96   | 6.81     |
| 从业人数 (万人)                                  | Employment (10 000 person)              |        | 51.55  | 51.41  | 59.86  | 71.49    |
| 工业总产值(亿元)                                  | Gross Output Value (100 000 000 yuan)   |        | 54.53  | 69.01  | 101.88 | 155.52   |
| 轻工业产值                                      | Light Industry                          |        | 43.02  | 54.66  | 76.26  | 115.86   |
| 重工业产值                                      | Heavy Industry                          |        | 11.50  | 14.35  | 25.62  | 39.66    |
| 上交税金 (亿元)                                  | Taxes Paid (100 000 000 yuan)           |        | 2.54   | 3.00   | 4.03   | 7.26     |
| 自有资金 (亿元)                                  | Total Funds (100 000 000 yuan)          |        | 13.18  | 14.87  | 23.74  | 37.34    |
| <b>农村合作经营工业 Rural Cooperative Industry</b> |   |        |        |        |        |          |
| 户 数 (万户)                                   | Number of Cooperative Workshops(10 000) | 74.17  | 56.57  | 48.35  | 50.68  | 57.62    |
| 从业人数 (万人)                                  | Employment (10 000 person)              | 519.12 | 478.09 | 442.84 | 469.03 | 573.19   |
| 工业总产值(亿元)                                  | Gross Output Value (100 000 000 yuan)   | 151.75 | 484.47 | 500.26 | 767.94 | 1 166.44 |
| 轻工业产值                                      | Light Industry                          | 95.39  | 284.89 | 301.62 | 460.64 | 629.88   |
| 重工业产值                                      | Heavy Industry                          | 56.36  | 199.57 | 198.64 | 307.30 | 536.56   |
| 上交税金 (亿元)                                  | Taxes Paid (100 000 000 yuan)           | 9.27   | 15.13  | 16.17  | 22.85  | 38.63    |
| 自有资金 (亿元)                                  | Total Funds (100 000 000 yuan)          | 37.50  | 69.15  | 76.84  | 115.58 | 192.59   |

12-19 城乡个体工业主要指标  
MAJOR INDICATORS OF URBAN AND RURAL INDIVIDUAL-RUN INDUSTRY

| 指 标   | Item                                    | 1985   | 1990     | 1991     | 1992     | 1993     |
|---|---|--------|----------|----------|----------|----------|
| <b>城镇个体经营工业 Urban Individual-Run Industry</b> |   |        |          |          |          |          |
| 户 数 (万户)                                      | Number of Individual Workshops (10 000) | 33.01  | 43.25    | 45.06    | 50.70    | 68.17    |
| 从业人数 (万人)                                     | Employment (10 000 person)              | 137.48 | 101.02   | 111.47   | 144.31   | 209.96   |
| 工业总产值(亿元)                                     | Gross Output Value (100 000 000 yuan)   | 33.39  | 107.24   | 129.28   | 195.38   | 396.18   |
| 轻工业产值   | Light Industry                          | 27.93  | 82.77    | 97.48    | 144.65   | 289.21   |
| 重工业产值   | Heavy Industry                          | 5.46   | 24.47    | 31.80    | 50.73    | 106.97   |
| 上交税金 (亿元)                                     | Taxes Paid (100 000 000 yuan)           | 2.10   | 4.92     | 6.29     | 8.78     | 16.74    |
| 自有资金 (亿元)                                     | Total Funds (100 000 000 yuan)          | 9.08   | 20.85    | 23.96    | 40.50    | 72.52    |
| <b>农村个体经营工业 Rural Individual-Run Industry</b> |   |        |          |          |          |          |
| 户 数 (万户)                                      | Number of Individual Workshops(10 000)  | 301.77 | 574.35   | 593.62   | 634.70   | 728.95   |
| 从业人数 (万人)                                     | Employment (10 000 person)              | 694.35 | 1 584.35 | 1 735.99 | 1 914.49 | 2 359.41 |
| 工业总产值(亿元)                                     | Gross Output Value (100 000 000 yuan)   | 146.36 | 1 183.06 | 1 479.82 | 2 311.42 | 4 005.87 |
| 轻工业产值   | Light Industry                          | 103.22 | 761.58   | 954.58   | 1 433.42 | 2 443.58 |
| 重工业产值   | Heavy Industry                          | 43.14  | 421.48   | 525.25   | 878.00   | 1 562.29 |
| 上交税金 (亿元)                                     | Taxes Paid (100 000 000 yuan)           | 6.28   | 35.92    | 44.74    | 62.07    | 117.27   |
| 自有资金 (亿元)                                     | Total Funds (100 000 000 yuan)          | 34.20  | 152.15   | 183.88   | 274.40   | 407.58   |

12-20 主要工业产品产量  
OUTPUT OF MAJOR INDUSTRIAL PRODUCTS

| 年 份<br>Year | 地 区<br>Region  | 化 学 纤维<br>(万吨)<br>Chemical Fibers<br>(10 000tn) |        | 纱<br>(万吨)<br>Yarn<br>(10 000tn) | 布<br>(亿米)<br>Cloth<br>(100 000 000 m) | # 化纤布<br>Chemical Fiber Cloth | 毛 线<br>(万吨)<br>Knitting Wool<br>(10 000tn) | 呢 绒<br>(方米)<br>Woolen Piece Goods<br>(10 000 m) | 麻 袋<br>(亿条)<br>Gunny Sack<br>(100 000 000) |
|-------------|----------------|---|--------|---------------------------------|---------------------------------------|-------------------------------|--|---|--|
|             |                | #合成纤维<br>Synthetic Fibers                       |        |                                 |                                       |                               |  |   |  |
| 1952        |                |   |        | 65.6                            | 38.3                                  |                               | 0.20                                       | 423   | 0.67                                       |
| 1957        |                | 0.02  |        | 84.4                            | 50.5                                  |                               | 0.57                                       | 1 817   | 0.83                                       |
| 1962        |                | 1.36  | 0.04   | 54.8                            | 25.3                                  |                               | 0.78                                       | 3 242   | 0.44                                       |
| 1965        |                | 5.01  | 0.52   | 130.0                           | 62.8                                  |                               | 1.10                                       | 4 240   | 1.25                                       |
| 1970        |                | 10.09   | 3.62   | 205.2                           | 91.5                                  |                               | 2.17                                       | 5 776   | 1.84                                       |
| 1975        |                | 15.48   | 6.57   | 210.8                           | 94.0                                  |                               | 2.66                                       | 6 943   | 1.91                                       |
| 1978        |                | 28.46   | 16.94  | 238.2                           | 110.3                                 |                               | 3.78                                       | 8 885   | 2.90                                       |
| 1980        |                | 45.03   | 31.41  | 292.6                           | 134.7                                 |                               | 5.73                                       | 10 095  | 4.10                                       |
| 1983        |                | 54.07   | 40.20  | 327.0                           | 148.8                                 |                               | 10.21                                      | 14 291  | 5.51                                       |
| 1984        |                | 73.49   | 57.58  | 321.9                           | 137.0                                 |                               | 11.00                                      | 18 049  | 5.48                                       |
| 1985        |                | 94.78   | 77.06  | 353.5                           | 146.7                                 |                               | 12.59                                      | 21 816  | 6.27                                       |
| 1986        |                | 101.73  | 83.07  | 397.8                           | 164.7                                 |                               | 14.91                                      | 25 187  | 7.60                                       |
| 1987        |                | 117.50  | 98.20  | 436.8                           | 173.0                                 |                               | 20.47                                      | 26 538  | 8.59                                       |
| 1988        |                | 130.12  | 112.47 | 465.7                           | 187.9                                 |                               | 22.50                                      | 28 609  | 9.31                                       |
| 1989        |                | 148.09  | 128.20 | 476.7                           | 189.2                                 |                               | 25.00                                      | 27 962  | 7.84                                       |
| 1990        |                | 165.42  | 143.43 | 462.6                           | 188.8                                 |                               | 23.80                                      | 29 505  | 7.41                                       |
| 1991        |                | 191.03  | 167.03 | 460.8                           | 181.7                                 |                               | 28.25                                      | 31 141  | 6.51                                       |
| 1992        |                | 213.04  | 188.17 | 501.7                           | 190.7                                 | 21.18                         | 35.06                                      | 33 792  | 6.16                                       |
| 1993        |                | 237.37  | 208.86 | 501.5                           | 203.0                                 | 26.64                         | 34.35                                      | 35 383  | 6.40                                       |
| 北 京         | Beijing        | 3.29  | 3.29   | 7.51                            | 2.68                                  | 0.14                          | 0.91                                       | 1 600.00  |  |
| 天 津         | Tianjin        | 8.31  | 7.68   | 11.08                           | 3.93                                  | 0.33                          | 0.73                                       | 1 307.80  | 0.07                                       |
| 河 北         | Hebei          | 3.61  | 2.37   | 40.05                           | 13.54                                 | 0.81                          | 5.60                                       | 988.32  | 0.10                                       |
| 山 西         | Shanxi         | 2.57  | 1.67   | 8.60                            | 4.03                                  | 0.07                          | 0.11                                       | 195.55  | 0.08                                       |
| 内 蒙 古       | Inner Mongolia | 0.72  | 0.24   | 1.77                            | 0.88                                  | 0.38                          | 0.37                                       | 886.32  | 0.02                                       |
| 辽 宁         | Liaoning       | 15.66   | 13.27  | 18.02                           | 5.60                                  | 0.88                          | 0.35                                       | 1 431.40  | 0.21                                       |
| 吉 林         | Jilin          | 3.52  | 1.36   | 3.58                            | 1.56                                  | 0.31                          | 0.20                                       | 469.50  | 0.26                                       |
| 黑 龙 江       | Heilongjiang   | 12.31   | 11.20  | 5.02                            | 1.75                                  | 0.25                          | 0.10                                       | 352.00  | 0.07                                       |
| 上 海         | Shanghai       | 27.79   | 24.64  | 30.66                           | 11.15                                 | 1.95                          | 1.77                                       | 3 784.41  |  |
| 江 苏         | Jiangsu        | 66.18   | 63.95  | 71.27                           | 30.19                                 | 4.53                          | 11.81                                      | 11 735.68                                       | 0.38                                       |
| 浙 江         | Zhejiang       | 20.58   | 17.73  | 23.76                           | 17.64                                 | 8.57                          | 2.67                                       | 3 934.21  | 0.63                                       |
| 安 徽         | Anhui          | 1.65  | 1.65   | 20.52                           | 7.24                                  | 0.06                          | 0.40                                       | 283.80  | 0.80                                       |
| 福 建         | Fujian         | 3.60  | 2.94   | 6.47                            | 3.43                                  | 1.28                          | 0.41                                       | 159.91  | 0.10                                       |
| 江 西         | Jiangxi        | 4.13  | 1.37   | 9.06                            | 2.97                                  | 0.47                          | 0.08                                       | 218.50  | 0.13                                       |
| 山 东         | Shandong       | 9.39  | 7.60   | 70.44                           | 32.20                                 | 2.90                          | 2.67                                       | 1 801.00  | 0.89                                       |
| 河 南         | Henan          | 7.42  | 5.20   | 45.93                           | 13.01                                 | 0.76                          | 0.35                                       | 1 648.47  | 0.71                                       |
| 湖 北         | Hubei          | 2.53  | 1.72   | 38.92                           | 13.55                                 | 0.59                          | 0.57                                       | 309.90  | 0.80                                       |
| 湖 南         | Hunan          | 4.29  | 3.92   | 13.88                           | 4.67                                  | 0.06                          | 0.14                                       | 19.26   | 0.23                                       |
| 广 东         | Guangdong      | 25.19   | 23.88  | 13.83                           | 9.44                                  | 1.31                          | 3.39                                       | 1 100.24  | 0.12                                       |
| 广 西         | Guangxi        | 1.88  | 1.88   | 7.66                            | 2.08                                  | 0.03                          | 0.18                                       | 162.45  | 0.26                                       |
| 海 南         | Hainan         | 1.43  | 1.43   | 0.15                            | 0.06                                  | ...                           |  |   |  |
| 四 川         | Sichuan        | 6.12  | 5.09   | 16.46                           | 9.04                                  | 0.45                          | 0.26                                       | 281.49  | 0.43                                       |
| 贵 州         | Guizhou        | 0.56  | 0.56   | 1.90                            | 0.75                                  |                               | 0.04                                       | 16.67   | 0.01                                       |
| 云 南         | Yunnan         | 0.58  | 0.16   | 3.89                            | 1.72                                  | 0.07                          | 0.08                                       | 26.25   | 0.06                                       |
| 西 藏         | Tibet          |   |        |                                 |                                       |                               |  | 11.68   |  |
| 陕 西         | Shaanxi        | 1.59  | 1.59   | 15.94                           | 6.90                                  | 0.44                          | 0.18                                       | 650.96  | 0.03                                       |
| 甘 肃         | Gansu          | 1.85  | 1.85   | 1.57                            | 0.38                                  | 0.01                          | 0.53                                       | 685.99  | 0.02                                       |
| 青 海         | Qinghai        |   |        | 0.73                            | 0.29                                  |                               | 0.02                                       | 11.26   |  |
| 宁 夏         | Ningxia        | 0.37  | 0.37   | 0.26                            | 0.07                                  | ...                           | 0.20                                       | 80.66   |  |
| 新 疆         | Xinjiang       | 0.25  | 0.25   | 12.54                           | 2.33                                  | ...                           | 0.22                                       | 1 228.99  |  |

续表 1 continued

| 年 份 地 区<br>Year Region | 丝<br>(万吨)<br>Silk<br>(10 000tn) | 机制纸及纸板<br>(万吨)<br>Machine-Made<br>Paper and<br>Paperboards<br>(10 000 tn) | 缝纫机<br>(万架)<br>Sewing<br>Machines<br>(10 000) | 自行车<br>(万辆)<br>Bicycles<br>(10 000) | 表<br>(万只)<br>Watches<br>(10 000) | #手 表<br>Wrist-<br>watches | 日用铝制品<br>(万吨)<br>Aluminum<br>Products for<br>Daily-Use<br>(10 000 tn) | 灯 泡<br>(亿只)<br>Light-<br>bulbs<br>(100 000<br>000) |
|------------------------|---------------------------------|---|---|-------------------------------------|----------------------------------|---------------------------|---|--|
|                        |                                 |   |   |                                     |                                  |                           |   |  |
| 1952                   | 0.56                            | 37  | 6.6   | 8.0                                 |                                  |                           |   | 0.26   |
| 1957                   | 0.99                            | 91  | 27.8  | 80.6                                | 0.04                             | 0.04                      | 0.28  | 0.69   |
| 1962                   | 0.47                            | 112   | 77.9  | 137.1                               | 81.8                             | 76.1                      | 0.92  | 2.20   |
| 1965                   | 0.91                            | 173   | 123.8   | 183.8                               | 108.3                            | 100.8                     | 1.14  | 1.92   |
| 1970                   | 1.67                            | 241   | 235.2   | 368.8                               | 358.1                            | 347.6                     | 1.91  | 3.86   |
| 1975                   | 2.31                            | 341   | 356.7   | 623.2                               | 809.0                            | 782.2                     | 3.98  | 5.20   |
| 1978                   | 2.97                            | 439   | 486.5   | 854.0                               | 1 410.8                          | 1 351.1                   | 5.65  | 7.59   |
| 1980                   | 3.54                            | 535   | 767.8   | 1 302.4                             | 2 267.5                          | 2 215.5                   | 5.80  | 9.46   |
| 1983                   | 3.69                            | 661   | 1 087.2                                       | 2 758.2                             | 3 478.1                          | 3 469.0                   | 6.78  | 12.49  |
| 1984                   | 3.76                            | 756   | 934.9   | 2 861.4                             | 3 807.1                          | 3 798.2                   | 7.34  | 14.12  |
| 1985                   | 4.22                            | 911   | 991.2   | 3 227.7                             | 5 447.1                          | 5 431.1                   | 7.26  | 15.33  |
| 1986                   | 4.72                            | 999   | 989.4   | 3 568.3                             | 7 332.0                          | 7 317.4                   | 8.79  | 16.09  |
| 1987                   | 5.19                            | 1 141   | 970.0   | 4 116.7                             | 6 159.4                          | 6 142.4                   | 10.58   | 16.83  |
| 1988                   | 5.10                            | 1 270   | 983.2   | 4 140.1                             | 6 788.9                          | 6 661.6                   | 8.99  | 18.27  |
| 1989                   | 5.23                            | 1 333   | 956.3   | 3 676.8                             | 7 559.7                          | 7 275.6                   | 8.22  | 20.80  |
| 1990                   | 5.66                            | 1 372   | 761.0   | 3 141.6                             | 8 671.3                          | 8 352.6                   | 7.85  | 24.54  |
| 1991                   | 6.07                            | 1 479   | 763.8   | 3 676.8                             | 7 824.9                          | 7 595.5                   | 8.68  | 28.00  |
| 1992                   | 7.42                            | 1 725   | 833.2   | 4 083.6                             | 8 658.8                          | 8 610.5                   | 8.21  | 32.81  |
| 1993                   | 9.40                            | 1 914   | 840.6   | 4 149.6                             | 19 290.8                         | 15 183.0                  | 9.92  | 39.32  |
| 北 京 Beijing            |                                 | 16.97   | 0.14  | 1.58                                | 215.37                           | 215.37                    | 0.16  | 0.36   |
| 天 津 Tianjin            |                                 | 28.49   | 13.11   | 353.81                              | 570.30                           | 570.30                    | 0.18  | 0.52   |
| 河 北 Hebei              | 0.01                            | 176.84  | 0.74  | 23.59                               | 38.99                            | 38.30                     | 0.36  | 0.57   |
| 山 西 Shanxi             | 0.05                            | 37.01   | 2.91  | 2.61                                | 27.90                            | 27.90                     | 0.12  | 0.38   |
| 内 蒙 Inner Mongolia     |                                 | 12.93   |   | 0.50                                |                                  |                           | 0.06  | 0.13   |
| 辽 宁 Liaoning           | 0.23                            | 75.35   | 0.35  | 195.35                              | 882.00                           | 554.45                    | 0.55  | 1.10   |
| 吉 林 Jilin              |                                 | 53.75   |   | 8.37                                | 116.36                           | 116.36                    | 0.08  | 0.43   |
| 黑 龙 江 Heilongjiang     |                                 | 49.28   | 0.40  | 0.71                                | 23.25                            | 23.25                     | 0.10  | 0.57   |
| 上 海 Shanghai           | 0.05                            | 36.47   | 363.61  | 916.78                              | 1 561.88                         | 1 512.52                  | 0.19  | 6.11   |
| 江 苏 Jiangsu            | 2.35                            | 85.91   | 65.80   | 555.54                              | 447.07                           | 445.29                    | 0.59  | 6.84   |
| 浙 江 Zhejiang           | 2.63                            | 130.95  | 137.16  | 502.87                              | 50.47                            | 50.47                     | 1.53  | 3.19   |
| 安 徽 Anhui              | 0.20                            | 53.65   | 17.61   | 118.06                              | 146.00                           | 112.06                    | 0.10  | 0.63   |
| 福 建 Fujian             | 0.01                            | 75.85   | 5.83  | 104.90                              | 3 294.99                         | 3 294.63                  | 0.21  | 1.67   |
| 江 西 Jiangxi            | 0.08                            | 36.54   |   | 60.61                               | 51.08                            | 51.08                     | 0.11  | 0.85   |
| 山 东 Shandong           | 0.52                            | 200.63  | 13.03   | 132.01                              | 620.70                           | 620.70                    | 0.46  | 1.55   |
| 河 南 Henan              | 0.08                            | 225.48  | 12.51   | 185.03                              | 159.36                           | 159.36                    | 0.47  | 1.96   |
| 湖 北 Hubei              | 0.12                            | 53.73   | 12.85   | 139.57                              | 96.81                            | 79.49                     | 0.70  | 1.02   |
| 湖 南 Hunan              | 0.02                            | 78.71   | 22.42   | 64.32                               | 74.61                            | 74.14                     | 0.12  | 1.49   |
| 广 东 Guangdong          | 0.51                            | 229.11  | 103.16  | 622.36                              | 10 010.35                        | 6 348.98                  | 2.41  | 4.98   |
| 广 西 Guangxi            | 0.13                            | 75.10   | 25.24   | 115.44                              | 777.81                           | 777.81                    | 0.45  | 0.63   |
| 海 南 Hainan             |                                 | 1.52  |   |                                     | 0.78                             | 0.78                      |   | ...  |
| 四 川 Sichuan            | 2.22                            | 66.25   | 0.48  | 9.09                                | 14.98                            | 14.56                     | 0.28  | 1.62   |
| 贵 州 Guizhou            | 0.01                            | 5.56  |   |                                     | 1.64                             | 1.64                      | 0.10  | 0.20   |
| 云 南 Yunnan             | 0.04                            | 21.82   | 7.02  | 30.80                               | 2.98                             | 2.98                      | 0.24  | 0.45   |
| 西 藏 Tibet              |                                 |   |   |                                     |                                  |                           |   |  |
| 陕 西 Shaanxi            | 0.11                            | 45.73   | 35.94   | 0.24                                | 90.61                            | 90.61                     | 0.04  | 1.25   |
| 甘 肃 Gansu              |                                 | 15.68   | 0.26  | 1.92                                |                                  |                           | 0.05  | 0.43   |
| 青 海 Qinghai            |                                 | 0.13  |   |                                     | 14.47                            |                           | 0.22  | 0.16   |
| 宁 夏 Ningxia            |                                 | 10.61   |   |                                     |                                  |                           | 0.04  |  |
| 新 疆 Xinjiang           | 0.04                            | 13.50   |   | 3.51                                |                                  |                           |   | 0.23   |



续表 2 continued

| 年 份 地 区              | 合成洗涤剂<br>(万吨)                          | 原 盐<br>(万吨)        | 糖<br>(万吨)           | 食用植物油<br>(万吨)                            | 罐 头<br>(万吨)                   | 饮料酒<br>(万吨)                          | #啤 酒   | 卷 烟<br>(万箱)                          |
|----------------------|--|--------------------|---------------------|--|-------------------------------|--------------------------------------|--------|--------------------------------------|
| Year      Region     | Synthetic<br>Detergents<br>(10 000 tn) | Salt<br>(10 000tn) | Sugar<br>(10 000tn) | Edible<br>Vegetable<br>Oil<br>(10 000tn) | Canned<br>Foods<br>(10 000tn) | Alcoholic<br>Beverages<br>(10 000tn) | Beer   | Cigarettes<br>(100 000<br>000 cases) |
| 1952                 |  | 495                | 45                  | 98                                       | 1.3                           | 23                                   |        | 265                                  |
| 1957                 |  | 828                | 86                  | 110                                      | 6.2                           | 67                                   | 5      | 446                                  |
| 1962                 | 2.4                                    | 994                | 34                  | 76                                       | 7.3                           | 79                                   | 10     | 244                                  |
| 1965                 | 3.0                                    | 1 147              | 146                 | 139                                      | 12.2                          | 89                                   | 9      | 478                                  |
| 1970                 | 9.3                                    | 1 109              | 135                 | 103                                      | 19.3                          | 121                                  | 16     | 783                                  |
| 1975                 | 22.3                                   | 1 481              | 174                 | 156                                      | 35.1                          | 212                                  | 27     | 992                                  |
| 1978                 | 32.4                                   | 1 953              | 227                 | 177                                      | 48.8                          | 247                                  | 40     | 1 182                                |
| 1980                 | 39.3                                   | 1 728              | 257                 | 222                                      | 57.2                          | 368                                  | 69     | 1 520                                |
| 1983                 | 67.7                                   | 1 613              | 377                 | 360                                      | 84.5                          | 604                                  | 163    | 1 938                                |
| 1984                 | 81.0                                   | 1 642              | 380                 | 382                                      | 109.0                         | 711                                  | 224    | 2 132                                |
| 1985                 | 100.5                                  | 1 479              | 451                 | 401                                      | 142.5                         | 851                                  | 310    | 2 370                                |
| 1986                 | 117.5                                  | 1 761              | 525                 | 441                                      | 164.1                         | 985                                  | 413    | 2 596                                |
| 1987                 | 119.2                                  | 1 764              | 506                 | 478                                      | 161.5                         | 1 195                                | 540    | 2 881                                |
| 1988                 | 131.9                                  | 2 264              | 461                 | 480                                      | 220.9                         | 1 357                                | 656    | 3 096                                |
| 1989                 | 146.6                                  | 2 829              | 501                 | 496                                      | 232.5                         | 1 285                                | 643    | 3 195                                |
| 1990                 | 151.4                                  | 2 023              | 582                 | 544                                      | 157.1                         | 1 386                                | 692    | 3 298                                |
| 1991                 | 146.2                                  | 2 410              | 640                 | 644                                      | 193.0                         | 1 539                                | 838    | 3 226                                |
| 1992                 | 166.6                                  | 2 838              | 829                 | 661                                      | 224.3                         | 1 753                                | 1 021  | 3 285                                |
| 1993                 | 188.3                                  | 2 943              | 771                 | 965                                      | 230.3                         | 1 971                                | 1 192  | 3 376                                |
| 北 京 Beijing          | 7.86                                   |                    |                     | 4.97                                     | 1.05                          | 72.61                                | 63.26  | 12.52                                |
| 天 津 Tianjin          | 10.00                                  | 230.24             |                     | 11.31                                    | 2.56                          | 11.41                                | 3.94   | 22.00                                |
| 河 北 Hebei            | 3.47                                   | 418.06             | 0.79                | 30.32                                    | 9.79                          | 99.59                                | 75.40  | 118.11                               |
| 山 西 Shanxi           | 7.15                                   | 0.17               | 6.36                | 7.46                                     | 3.20                          | 23.73                                | 8.68   | 21.75                                |
| 内 蒙 古 Inner Mongolia | 1.17                                   | 110.79             | 26.43               | 28.73                                    | 0.77                          | 35.09                                | 23.66  | 31.75                                |
| 辽 宁 Liaoning         | 2.92                                   | 267.89             | 5.21                | 30.15                                    | 3.76                          | 76.13                                | 62.83  | 40.26                                |
| 吉 林 Jilin            | 1.72                                   |                    | 10.93               | 23.52                                    | 1.38                          | 78.06                                | 61.06  | 70.52                                |
| 黑 龙 江 Heilongjiang   | 2.73                                   |                    | 39.45               | 30.00                                    | 3.07                          | 112.77                               | 89.38  | 78.37                                |
| 上 海 Shanghai         | 13.76                                  |                    | 0.01                | 12.39                                    | 4.11                          | 26.07                                | 19.99  | 90.12                                |
| 江 苏 Jiangsu          | 19.44                                  | 270.01             |                     | 131.33                                   | 5.80                          | 126.88                               | 62.04  | 77.39                                |
| 浙 江 Zhejiang         | 2.76                                   | 45.20              | 0.43                | 23.83                                    | 30.33                         | 218.60                               | 112.47 | 75.20                                |
| 安 徽 Anhui            | 10.77                                  | 16.43              | 0.15                | 54.86                                    | 10.49                         | 77.50                                | 35.38  | 206.32                               |
| 福 建 Fujian           | 0.93                                   | 84.41              | 30.24               | 2.31                                     | 24.15                         | 75.02                                | 68.44  | 85.92                                |
| 江 西 Jiangxi          | 3.00                                   | 27.85              | 14.56               | 23.08                                    | 7.16                          | 40.25                                | 22.44  | 50.09                                |
| 山 东 Shandong         | 16.26                                  | 684.19             | 1.63                | 98.65                                    | 23.09                         | 276.59                               | 164.50 | 227.77                               |
| 河 南 Henan            | 11.24                                  | 9.98               |                     | 50.92                                    | 7.93                          | 84.20                                | 49.93  | 297.51                               |
| 湖 北 Hubei            | 14.78                                  | 176.07             | 1.72                | 50.35                                    | 4.28                          | 85.89                                | 55.18  | 219.07                               |
| 湖 南 Hunan            | 6.07                                   | 60.19              | 9.82                | 32.03                                    | 4.37                          | 38.33                                | 19.31  | 243.64                               |
| 广 东 Guangdong        | 20.93                                  | 37.02              | 201.57              | 129.24                                   | 12.82                         | 117.14                               | 78.64  | 166.02                               |
| 广 西 Guangxi          | 4.84                                   | 11.78              | 234.92              | 6.95                                     | 25.75                         | 29.05                                | 17.49  | 104.45                               |
| 海 南 Hainan           | 0.30                                   | 34.61              | 36.85               | 0.33                                     | 15.01                         | 1.30                                 | 0.03   | 12.00                                |
| 四 川 Sichuan          | 11.22                                  | 229.12             | 12.11               | 50.86                                    | 18.51                         | 148.64                               | 44.73  | 211.17                               |
| 贵 州 Guizhou          | 0.14                                   |                    | 1.08                | 32.44                                    | 0.14                          | 27.86                                | 4.40   | 193.59                               |
| 云 南 Yunnan           | 6.25                                   | 41.40              | 89.98               | 3.52                                     | 1.18                          | 20.99                                | 7.25   | 531.62                               |
| 西 藏 Tibet            |  |                    |                     | 0.45                                     |                               | 0.19                                 | 0.19   |                                      |
| 陕 西 Shaanxi          | 6.56                                   | 8.94               | 0.55                | 12.00                                    | 3.50                          | 24.20                                | 13.86  | 138.21                               |
| 甘 肃 Gansu            | 2.24                                   | 7.43               | 9.40                | 7.77                                     | 1.44                          | 15.74                                | 12.54  | 30.40                                |
| 青 海 Qinghai          | 0.97                                   | 99.20              | 0.01                | 40.53                                    | 0.03                          | 4.19                                 | 2.16   | 3.00                                 |
| 宁 夏 Ningxia          | 1.24                                   | 0.17               | 3.55                | 8.70                                     | 0.22                          | 3.52                                 | 2.50   | 4.04                                 |
| 新 疆 Xinjiang         | 1.78                                   | 71.49              | 33.54               | 26.42                                    | 4.41                          | 19.02                                | 10.39  | 13.00                                |

续表 3 continued

| 年 份 地 区 | 中成药<br>(吨)                  | 家用电冰箱<br>(万台)                          | 电风扇<br>(万台)                  | 家用洗衣<br>机(万台)                                | 收音机<br>(万台)       | 录音机<br>(万台)           | 电视机<br>(万台)                   | # 彩色               | 照相机<br>(万架)         |
|---------|-----------------------------|--|------------------------------|--|-------------------|-----------------------|-------------------------------|--------------------|---------------------|
|         | Chinese<br>Medicine<br>(tn) | Household<br>Refrigerators<br>(10 000) | Electric<br>Fans<br>(10 000) | Household<br>Washing<br>Machines<br>(10 000) | Radio<br>(10 000) | Recorders<br>(10 000) | Television<br>Set<br>(10 000) | Color<br>TV<br>Set | Cameras<br>(10 000) |
| 1952    |                             |  |                              |  | 1.7               |                       |                               |                    |                     |
| 1957    |                             | 0.16                                   |                              |  | 35.2              | 0.1                   |                               |                    | 0.01                |
| 1962    |                             | 0.09                                   |                              |  | 90.3              |                       | 0.36                          |                    | 2.05                |
| 1965    |                             | 0.30                                   |                              |  | 81.5              | 0.5                   | 0.44                          |                    | 1.72                |
| 1970    |                             | 0.52                                   |                              |  | 323.1             | 1.4                   | 1.05                          | ...                | 4.04                |
| 1975    |                             | 1.80                                   |                              |  | 935.6             | 3.2                   | 17.78                         | 0.29               | 18.49               |
| 1978    |                             | 2.80                                   | 137.8                        | 0.04   | 1 167.7           | 4.7                   | 51.73                         | 0.38               | 17.89               |
| 1980    | 10.3                        | 4.90                                   | 723.7                        | 24.50  | 3 003.8           | 74.3                  | 249.20                        | 3.21               | 37.28               |
| 1983    | 16.2                        | 18.85                                  | 1 045.7                      | 265.90                                       | 1 998.9           | 497.7                 | 684.01                        | 53.11              | 92.56               |
| 1984    | 15.2                        | 54.74                                  | 1 770.7                      | 578.10                                       | 2 220.3           | 776.4                 | 1 003.81                      | 133.95             | 126.18              |
| 1985    | 17.5                        | 144.81                                 | 3 174.6                      | 887.20                                       | 1 600.3           | 1 393.1               | 1 667.66                      | 435.28             | 178.97              |
| 1986    | 20.7                        | 225.02                                 | 3 528.7                      | 893.40                                       | 1 589.5           | 1 756.8               | 1 459.40                      | 414.60             | 202.54              |
| 1987    | 24.2                        | 401.34                                 | 3 660.7                      | 990.20                                       | 1 763.8           | 1 978.0               | 1 934.37                      | 672.72             | 256.70              |
| 1988    | 27.5                        | 757.63                                 | 4 495.5                      | 1 046.80                                     | 1 548.9           | 2 540.4               | 2 505.07                      | 1 037.66           | 312.26              |
| 1989    | 22.6                        | 670.79                                 | 4 991.9                      | 825.43                                       | 1 834.7           | 2 349.0               | 2 766.54                      | 940.02             | 245.18              |
| 1990    | 22.6                        | 463.06                                 | 5 799.3                      | 662.68                                       | 2 103.0           | 3 023.5               | 2 684.70                      | 1 033.04           | 213.22              |
| 1991    | 26.9                        | 469.94                                 | 6 219.1                      | 687.17                                       | 1 969.1           | 2 873.7               | 2 691.41                      | 1 205.06           | 478.18              |
| 1992    | 32.2                        | 485.76                                 | 6 837.0                      | 707.93                                       | 1 648.9           | 3 231.8               | 2 867.82                      | 1 333.08           | 526.48              |
| 1993    | 36.22                       | 596.66                                 | 7 387.3                      | 895.85                                       | 1 754.2           | 3 647.9               | 3 032.97                      | 1 435.76           | 1 136.49            |
| 北 京     | Beijing                     | 1.52                                   | 4.20                         | 9.56   | 14.11             | 6.43                  | 74.06                         | 56.90              | 39.34               |
| 天 津     | Tianjin                     | 0.25                                   | 0.43                         | 3.39   | 57.99             | 0.45                  | 7.31                          | 134.88             | 73.30               |
| 河 北     | Hebei                       | 0.80                                   | 0.01                         | 0.95   |                   |                       | 0.45                          | 17.76              | 3.82                |
| 山 西     | Shanxi                      | 0.37                                   |                              | 0.21   | 30.12             |                       | 0.04                          | 1.20               | 1.00                |
| 内 蒙 古   | Inner Mongolia              | 0.23                                   |                              |  |                   | 1.71                  | 2.82                          | 33.36              | 22.92               |
| 辽 宁     | Liaoning                    | 1.45                                   | 12.00                        | 13.92  | 20.72             | 44.44                 | 15.77                         | 49.93              | 23.01               |
| 吉 林     | Jilin                       | 1.40                                   | 17.25                        |  | 28.43             |                       | 4.81                          | 10.66              | 6.10                |
| 黑 龙 江   | Heilongjiang                | 0.44                                   | 1.05                         | 3.51   |                   |                       |                               | 9.17               | 8.82                |
| 0.26    |                             |  |                              |  |                   |                       |                               |                    |                     |
| 上 海     | Shanghai                    | 2.44                                   | 95.18                        | 106.66                                       | 118.85            | 196.28                | 124.17                        | 442.81             | 98.29               |
| 江 苏     | Jiangsu                     | 1.15                                   | 17.90                        | 1 068.79                                     | 54.46             | 799.01                | 480.46                        | 526.63             | 168.91              |
| 浙 江     | Zhejiang                    | 1.22                                   | 35.91                        | 461.87                                       | 60.80             | 156.15                | 96.59                         | 265.69             | 44.03               |
| 安 徽     | Anhui                       | 1.11                                   | 97.69                        | 49.37  | 56.43             | 21.33                 | 1.89                          | 105.94             | 16.64               |
| 福 建     | Fujian                      | 0.47                                   |                              | 18.02  |                   | 15.30                 | 25.45                         | 160.72             | 155.28              |
| 江 西     | Jiangxi                     | 1.49                                   | 17.92                        | 42.85  |                   | 8.41                  | 31.90                         | 59.16              | 26.91               |
| 山 东     | Shandong                    | 1.53                                   | 50.48                        | 167.96                                       | 77.34             | 2.85                  | 2.64                          | 66.79              | 46.86               |
| 36.03   |                             |  |                              |  |                   |                       |                               |                    |                     |
| 河 南     | Henan                       | 1.48                                   | 26.02                        | 21.30  | 0.01              | 10.31                 | 18.07                         | 34.23              | 10.03               |
| 湖 北     | Hubei                       | 2.42                                   | 0.84                         | 16.00  | 15.23             |                       | 3.11                          | 20.39              | 8.63                |
| 湖 南     | Hunan                       | 1.05                                   | 32.16                        | 16.26  |                   | 24.51                 | 14.49                         | 36.08              | 2.54                |
| 广 东     | Guangdong                   | 7.14                                   | 123.70                       | 5 223.26                                     | 250.74            | 3 451.00              | 2 715.14                      | 609.28             | 447.49              |
| 广 西     | Guangxi                     | 2.48                                   | 0.23                         | 55.05  | 0.09              | 0.10                  | 13.24                         | 21.52              | 4.78                |
| 海 南     | Hainan                      | 0.11                                   | 0.03                         |  |                   | 0.75                  |                               | 7.13               | 4.35                |
| 2.25    |                             |  |                              |  |                   |                       |                               |                    |                     |
| 四 川     | Sichuan                     | 3.54                                   | 9.07                         | 101.02                                       | 43.80             | 2.48                  | 13.97                         | 209.92             | 145.48              |
| 贵 州     | Guizhou                     | 0.76                                   | 6.00                         | 0.85   | 14.15             |                       | 0.39                          | 46.12              | 1.94                |
| 云 南     | Yunnan                      | 0.51                                   | 3.63                         |  | 4.93              |                       |                               | 12.68              | 7.30                |
| 西 藏     | Tibet                       | 0.01                                   |                              |  |                   |                       |                               |                    |                     |
| 2.03    |                             |  |                              |  |                   |                       |                               |                    |                     |
| 陕 西     | Shaanxi                     | 0.29                                   | 42.49                        | 6.46   | 22.70             | 12.65                 | 1.14                          | 76.60              | 42.80               |
| 甘 肃     | Gansu                       | 0.27                                   | 2.47                         |  | 24.95             |                       |                               | 10.38              | 5.29                |
| 青 海     | Qinghai                     | 0.02                                   |                              |  |                   |                       |                               |                    |                     |
| 宁 夏     | Ningxia                     | 0.19                                   |                              |  |                   |                       |                               | 0.27               |                     |
| 新 疆     | Xinjiang                    | 0.09                                   |                              |  |                   |                       |                               | 6.77               | 2.34                |

续表 4 continued

| 年 份 地 区<br>Year Region | 原 煤<br>(亿吨)<br>Coal<br>(100 000<br>000 tn) | 原 油<br>(万吨)<br>Crude Oil<br>(10 000tn) | 天然气<br>(亿立方米)<br>Natural<br>Gas<br>(100 000<br>000 cu. m) | 发电量<br>(亿千瓦时)<br>Electricity<br>(100 000 000<br>kwh) | # 水 电<br>Hydro-<br>power | 生 铁<br>(万吨)<br>Pig Iron<br>(10 000tn) | 钢<br>(万吨)<br>Steel<br>(10 000tn) | 成品钢材<br>(万吨)<br>Rolled-<br>Steel Final<br>Products<br>(10 000 tn) |          |
|------------------------|--|--|---|--|--------------------------|---------------------------------------|----------------------------------|---|----------|
|                        |  |  |   |  |                          |                                       |                                  |   |          |
| 1952                   |  | 0.66                                   | 44  | 0.08   | 73                       | 13                                    | 193                              | 135   | 106      |
| 1957                   |  | 1.31                                   | 146   | 0.70   | 193                      | 48                                    | 594                              | 535   | 416      |
| 1962                   |  | 2.20                                   | 575   | 12.10  | 458                      | 90                                    | 805                              | 667   | 455      |
| 1965                   |  | 2.32                                   | 1 131   | 11.00  | 676                      | 104                                   | 1 077                            | 1 223   | 881      |
| 1970                   |  | 3.54                                   | 3 065   | 28.70  | 1 159                    | 205                                   | 1 706                            | 1 779   | 1 188    |
| 1975                   |  | 4.82                                   | 7 706   | 88.50  | 1 958                    | 476                                   | 2 449                            | 2 390   | 1 622    |
| 1978                   |  | 6.18                                   | 10 405  | 137.30   | 2 566                    | 446                                   | 3 479                            | 3 178   | 2 208    |
| 1980                   |  | 6.20                                   | 10 595  | 142.70   | 3 006                    | 582                                   | 3 802                            | 3 712   | 2 716    |
| 1983                   |  | 7.15                                   | 10 607  | 122.10   | 3 514                    | 864                                   | 3 738                            | 4 002   | 3 072    |
| 1984                   |  | 7.89                                   | 11 461  | 124.30   | 3 770                    | 868                                   | 4 001                            | 4 347   | 3 372    |
| 1985                   |  | 8.72                                   | 12 490  | 129.30   | 4 107                    | 924                                   | 4 384                            | 4 679   | 3 693    |
| 1986                   |  | 8.94                                   | 13 069  | 137.60   | 4 495                    | 945                                   | 5 064                            | 5 220   | 4 058    |
| 1987                   |  | 9.28                                   | 13 414  | 138.90   | 4 973                    | 1 000                                 | 5 503                            | 5 628   | 4 386    |
| 1988                   |  | 9.80                                   | 13 705  | 142.60   | 5 452                    | 1 092                                 | 5 704                            | 5 943   | 4 689    |
| 1989                   |  | 10.54                                  | 13 764  | 150.49   | 5 848                    | 1 183                                 | 5 820                            | 6 159   | 4 859    |
| 1990                   |  | 10.80                                  | 13 831  | 152.98   | 6 212                    | 1 267                                 | 6 238                            | 6 635   | 5 153    |
| 1991                   |  | 10.87                                  | 14 099  | 160.73   | 6 775                    | 1 247                                 | 6 765                            | 7 100   | 5 638    |
| 1992                   |  | 11.16                                  | 14 210  | 157.88   | 7 539                    | 1 307                                 | 7 589                            | 8 094   | 6 697    |
| 1993                   |  | 11.50                                  | 14 524  | 167.65   | 8 395                    | 1 518                                 | 8 739                            | 8 956   | 7 716    |
| 北 京                    | Beijing                                    | 0.11                                   |   |  | 141.09                   | 1.59                                  | 555.40                           | 702.69  | 525.33   |
| 天 津                    | Tianjin                                    |  | 517.00  | 6.53   | 126.65                   | 0.17                                  | 150.56                           | 221.98  | 245.35   |
| 河 北                    | Hebei                                      | 0.64                                   | 502.74  | 3.15   | 508.18                   | 9.40                                  | 795.84                           | 564.45  | 457.83   |
| 山 西                    | Shanxi                                     | 3.10                                   |   | 0.58   | 417.82                   | 6.97                                  | 1 078.76                         | 314.05  | 166.71   |
| 内 蒙 古                  | Inner Mongolia                             | 0.45                                   | 101.02  |  | 235.23                   | 1.13                                  | 329.95                           | 345.91  | 244.58   |
| 辽 宁                    | Liaoning                                   | 0.56                                   | 1 420.09  | 20.78  | 505.32                   | 27.41                                 | 1 314.00                         | 1 413.25  | 1 270.26 |
| 吉 林                    | Jilin                                      | 0.24                                   | 338.43  | 2.05   | 244.93                   | 49.91                                 | 89.39                            | 117.50  | 93.48    |
| 黑 龙 江                  | Heilongjiang                               | 0.73                                   | 5 590.49  | 22.28  | 372.32                   | 5.52                                  | 76.13                            | 125.18  | 118.68   |
| 上 海                    | Shanghai                                   |  | 1.00  |  | 373.31                   |                                       | 912.66                           | 1 298.22  | 1 103.67 |
| 江 苏                    | Jiangsu                                    | 0.25                                   | 94.60   | 0.27   | 536.84                   | 0.56                                  | 178.84                           | 314.39  | 466.02   |
| 浙 江                    | Zhejiang                                   | 0.02                                   | 0.19  |  | 307.13                   | 60.39                                 | 72.57                            | 128.74  | 138.22   |
| 安 徽                    | Anhui                                      | 0.36                                   | 4.43  |  | 266.64                   | 11.07                                 | 318.04                           | 276.92  | 262.88   |
| 福 建                    | Fujian                                     | 0.10                                   |   |  | 195.27                   | 89.75                                 | 66.19                            | 61.72   | 71.47    |
| 江 西                    | Jiangxi                                    | 0.21                                   |   |  | 153.13                   | 42.62                                 | 120.72                           | 148.68  | 119.61   |
| 山 东                    | Shandong                                   | 0.68                                   | 3 270.00  | 13.69  | 610.89                   | 0.40                                  | 347.41                           | 352.57  | 238.96   |
| 河 南                    | Henan                                      | 0.93                                   | 764.07  | 11.67  | 440.65                   | 15.37                                 | 248.28                           | 239.39  | 219.81   |
| 湖 北                    | Hubei                                      | 0.10                                   | 81.00   | 0.83   | 402.93                   | 255.71                                | 610.79                           | 719.60  | 658.76   |
| 湖 南                    | Hunan                                      | 0.42                                   |   |  | 270.23                   | 126.27                                | 199.02                           | 220.46  | 171.61   |
| 广 东                    | Guangdong                                  | 0.10                                   | 350.97  |  | 572.77                   | 100.00                                | 122.63                           | 168.86  | 190.93   |
| 广 西                    | Guangxi                                    | 0.12                                   | 3.08  |  | 174.50                   | 100.83                                | 80.92                            | 81.68   | 73.16    |
| 海 南                    | Hainan                                     | ...                                    |   |  | 24.69                    | 6.58                                  | 3.01                             | 0.84  | 4.15     |
| 四 川                    | Sichuan                                    | 0.79                                   | 16.75   | 72.87  | 470.87                   | 195.86                                | 571.28                           | 675.76  | 492.19   |
| 贵 州                    | Guizhou                                    | 0.45                                   |   | 1.12   | 146.56                   | 54.25                                 | 101.14                           | 70.67   | 53.03    |
| 云 南                    | Yunnan                                     | 0.24                                   | 12.10   | 1.12   | 197.11                   | 125.09                                | 154.13                           | 116.63  | 113.07   |
| 西 藏                    | Tibet                                      | ...                                    |   |  | 3.95                     | 3.80                                  |                                  |   |          |
| 陕 西                    | Shaanxi                                    | 0.32                                   | 112.70  | 0.26   | 215.98                   | 41.61                                 | 67.77                            | 66.77   | 51.84    |
| 甘 肃                    | Gansu                                      | 0.18                                   | 148.19  | 0.27   | 227.91                   | 102.11                                | 111.59                           | 106.45  | 77.11    |
| 青 海                    | Qinghai                                    |  | 108.36  | 0.46   | 68.28                    | 53.12                                 |                                  | 43.23   | 35.18    |
| 宁 夏                    | Ningxia                                    | 0.14                                   | 21.00   | 0.14   | 87.49                    | 10.46                                 | 5.03                             | 3.84  | 6.20     |
| 新 疆                    | Xinjiang                                   | 0.24                                   | 1 065.53  | 9.59   | 95.86                    | 20.24                                 | 56.54                            | 53.63   | 45.98    |

续表 5 continued

| 年 份   | 地 区            | 铁合金<br>(万吨)                    | 焦 炭<br>(万吨)        | #机制焦炭                    | 水 泥<br>(万吨)          | 平板玻璃<br>(万重量箱)                            | 木 材<br>(万立方米)               | 硫 酸<br>(万吨)                    | 纯 碱<br>(万吨)            |
|-------|----------------|--------------------------------|--------------------|--------------------------|----------------------|---|-----------------------------|--------------------------------|------------------------|
| Year  | Region         | Ferro-<br>Alloys<br>(10 000tn) | Coke<br>(10 000tn) | Machine-<br>made<br>Coke | Cement<br>(10 000tn) | PlateGlass<br>(10 000<br>weight<br>cases) | Timber<br>(10 000<br>cu. m) | Sulfuric<br>Acid<br>(10 000tn) | Soda Ash<br>(10 000tn) |
| 1952  |                | 1.7                            | 289                | 382                      | 286                  | 198                                       | 1 233                       | 19.0                           | 19.2                   |
| 1957  |                | 10.5                           | 830                | 555                      | 686                  | 430                                       | 2 787                       | 63.2                           | 50.6                   |
| 1962  |                | 19.7                           | 1 342              | 1 010                    | 600                  | 367                                       | 2 375                       | 96.8                           | 51.9                   |
| 1965  |                | 33.9                           | 1 333              | 1 203                    | 1 634                | 599                                       | 3 978                       | 234.0                          | 88.2                   |
| 1970  |                | 59.5                           | 2 330              | 1 916                    | 2 575                | 928                                       | 3 782                       | 291.4                          | 107.7                  |
| 1975  |                | 76.9                           | 3 680              | 2 739                    | 4 626                | 1 262                                     | 4 703                       | 484.7                          | 124.3                  |
| 1978  |                | 93.9                           | 4 960              | 3 269                    | 6 524                | 1 784                                     | 5 162                       | 661.0                          | 132.9                  |
| 1980  |                | 99.4                           | 4 343              | 3 405                    | 7 986                | 2 466                                     | 5 359                       | 764.3                          | 161.3                  |
| 1983  |                | 108.8                          | 4 220              | 3 451                    | 10 825               | 3 647                                     | 5 232                       | 869.6                          | 179.3                  |
| 1984  |                | 127.5                          | 4 557              | 3 615                    | 12 302               | 4 190                                     | 6 385                       | 817.2                          | 188.0                  |
| 1985  |                | 149.4                          | 4 802              | 3 836                    | 14 595               | 4 942                                     | 6 323                       | 676.4                          | 201.1                  |
| 1986  |                | 159.7                          | 5 276              | 4 093                    | 16 606               | 5 202                                     | 6 502                       | 763.1                          | 214.6                  |
| 1987  |                | 184.6                          | 5 795              | 4 375                    | 18 625               | 5 803                                     | 6 408                       | 983.3                          | 236.3                  |
| 1988  |                | 208.4                          | 6 108              | 4 542                    | 21 014               | 7 293                                     | 6 218                       | 1 111.3                        | 260.9                  |
| 1989  |                | 238.2                          | 6 624              | 4 675                    | 21 029               | 8 442                                     | 5 802                       | 1 153.3                        | 304.2                  |
| 1990  |                | 244.2                          | 7 328              | 5 130                    | 20 971               | 8 067                                     | 5 571                       | 1 196.9                        | 379.5                  |
| 1991  |                | 246.0                          | 7 352              | 5 396                    | 25 261               | 8 712                                     | 5 807                       | 1 332.9                        | 393.6                  |
| 1992  |                | 264.8                          | 7 984              | 5 600                    | 30 822               | 9 359                                     | 6 174                       | 1 408.7                        | 455.0                  |
| 1993  |                | 300.0                          | 9 320              | 6 011                    | 36 788               | 11 086                                    | 6 390                       | 1 336.5                        | 534.9                  |
| 北 京   | Beijing        | 3.49                           | 338.40             | 338.40                   | 375.16               | 441.42                                    | 4.17                        | 7.66                           |                        |
| 天 津   | Tianjin        | 0.95                           | 156.43             | 156.43                   | 152.39               | 221.61                                    |                             | 7.36                           | 62.53                  |
| 河 北   | Hebei          | 5.97                           | 580.57             | 426.40                   | 2 420.48             | 1 526.67                                  | 44.54                       | 62.92                          | 63.67                  |
| 山 西   | Shanxi         | 14.94                          | 2 751.36           | 555.73                   | 967.06               | 195.80                                    | 32.22                       | 38.07                          | 2.56                   |
| 内 蒙 古 | Inner Mongolia | 4.91                           | 258.61             | 224.81                   | 353.16               | 341.07                                    | 506.69                      | 7.91                           | 11.63                  |
| 辽 宁   | Liaoning       | 21.35                          | 779.57             | 777.76                   | 1 947.85             | 1 350.17                                  | 107.62                      | 78.58                          | 74.76                  |
| 吉 林   | Jilin          | 29.45                          | 114.09             | 114.06                   | 639.57               | 223.28                                    | 537.57                      | 11.19                          | 2.63                   |
| 黑 龙 江 | Heilongjiang   | 0.68                           | 164.32             | 162.14                   | 688.55               | 488.16                                    | 1 229.32                    | 8.21                           |                        |
| 上 海   | Shanghai       | 22.32                          | 624.69             | 624.69                   | 359.88               | 570.72                                    |                             | 33.97                          | 3.43                   |
| 江 苏   | Jiangsu        | 6.41                           | 136.51             | 131.25                   | 2 660.50             | 490.53                                    | 53.04                       | 138.30                         | 49.31                  |
| 浙 江   | Zhejiang       | 11.78                          | 39.79              | 39.79                    | 2 225.60             | 270.52                                    | 211.24                      | 37.96                          | 11.93                  |
| 安 徽   | Anhui          | 1.52                           | 257.05             | 257.05                   | 1 803.65             | 194.72                                    | 242.83                      | 82.93                          | 7.84                   |
| 福 建   | Fujian         | 3.36                           | 37.93              | 37.93                    | 902.39               | 111.61                                    | 560.03                      | 24.67                          | 4.91                   |
| 江 西   | Jiangxi        | 7.46                           | 160.60             | 160.60                   | 811.63               | 43.54                                     | 253.67                      | 49.40                          | 2.11                   |
| 山 东   | Shandong       | 2.53                           | 350.40             | 299.18                   | 4 405.86             | 713.18                                    | 146.08                      | 96.77                          | 108.36                 |
| 河 南   | Henan          | 5.53                           | 338.32             | 196.90                   | 2 228.68             | 1 299.13                                  | 180.63                      | 48.28                          | 23.01                  |
| 湖 北   | Hubei          | 9.34                           | 391.08             | 389.97                   | 1 363.73             | 258.42                                    | 189.08                      | 90.98                          | 28.83                  |
| 湖 南   | Hunan          | 26.21                          | 207.44             | 173.22                   | 1 733.20             | 418.87                                    | 328.11                      | 70.40                          | 9.31                   |
| 广 东   | Guangdong      | 1.53                           | 54.49              | 54.49                    | 3 937.61             | 652.31                                    | 275.51                      | 104.79                         | 0.01                   |
| 广 西   | Guangxi        | 14.70                          | 51.39              | 51.39                    | 1 426.49             | 193.30                                    | 321.85                      | 37.41                          | 1.08                   |
| 海 南   | Hainan         |                                |                    |                          | 109.17               |   | 50.43                       | 1.50                           |                        |
| 四 川   | Sichuan        | 24.14                          | 595.07             | 407.55                   | 2 254.00             | 290.85                                    | 457.97                      | 144.19                         | 46.15                  |
| 贵 州   | Guizhou        | 20.72                          | 264.12             | 71.05                    | 406.68               | 45.85                                     | 69.85                       | 11.89                          |                        |
| 云 南   | Yunnan         | 10.87                          | 245.01             | 91.19                    | 732.25               | 131.57                                    | 365.12                      | 61.52                          | 2.90                   |
| 西 藏   | Tibet          |                                |                    |                          | 13.09                |   | 28.70                       |                                |                        |
| 陕 西   | Shaanxi        | 4.36                           | 220.28             | 103.64                   | 708.00               | 244.78                                    | 94.43                       | 32.77                          | 7.23                   |
| 甘 肃   | Gansu          | 16.29                          | 90.32              | 89.35                    | 543.11               | 250.70                                    | 53.93                       | 34.73                          | 8.35                   |
| 青 海   | Qinghai        | 15.73                          | 1.20               |                          | 77.48                | 19.51                                     | 6.79                        | 1.49                           | 0.25                   |
| 宁 夏   | Ningxia        | 11.87                          | 35.54              | 30.44                    | 121.89               | 36.96                                     | 9.54                        | 5.16                           |                        |
| 新 疆   | Xinjiang       | 1.52                           | 75.58              | 45.86                    | 418.73               | 61.09                                     | 29.32                       | 5.45                           | 2.09                   |

续表 6 continued

| 年 份<br>Year | 地 区<br>Region  | 烧 碱<br>(万吨)<br>Caustic<br>Sode<br>(10 000tn) | 农用氮、磷、钾化肥 (万吨)<br>Chemical<br>Fertilizers |                    | 化学农药<br>(万吨)<br>Chemical<br>Pesticides<br>(10 000tn) | 电 石<br>(万吨)<br>Calcium<br>Carbide<br>(10 000tn) | 塑 料<br>(万吨)<br>Plastics<br>(10 000tn) | 轮胎外胎<br>(万条)<br>Tires<br>(10 000) |          |
|-------------|----------------|--|---|--------------------|--|---|---------------------------------------|-----------------------------------|----------|
|             |                |  | # 氮 肥<br>Nitro-<br>genous                 | # 磷 肥<br>Phosphate |  |   |                                       |                                   |          |
| 1952        |                | 7.9  | 3.9                                       | 3.9                | 0.2  | 1.1   | 0.2                                   | 42                                |          |
| 1957        |                | 19.8   | 15.1                                      | 12.9               | 2.2  | 6.5   | 4.9                                   | 88                                |          |
| 1962        |                | 29.0   | 46.4                                      | 33.8               | 12.6   | 8.8   | 19.4                                  | 128                               |          |
| 1965        |                | 55.6   | 172.6                                     | 103.7              | 68.8   | 19.3  | 44.0                                  | 232                               |          |
| 1970        |                | 89.2   | 243.5                                     | 152.3              | 90.7   | 32.1  | 69.6                                  | 425                               |          |
| 1975        |                | 128.9  | 524.7                                     | 370.9              | 153.1  | 42.2  | 98.3                                  | 700                               |          |
| 1978        |                | 164.0  | 869.3                                     | 763.9              | 103.3  | 53.3  | 123.8                                 | 939                               |          |
| 1980        |                | 192.3  | 1 232.1                                   | 999.3              | 230.8  | 53.7  | 152.0                                 | 1 146                             |          |
| 1983        |                | 212.3  | 1 378.9                                   | 1 109.4            | 266.6  | 33.1  | 180.8                                 | 1 271                             |          |
| 1984        |                | 222.2  | 1 460.2                                   | 1 221.0            | 236.0  | 29.9  | 184.6                                 | 1 569                             |          |
| 1985        |                | 235.3  | 1 322.2                                   | 1 143.8            | 176.0  | 21.1  | 195.3                                 | 1 926                             |          |
| 1986        |                | 251.8  | 1 359.7                                   | 1 159.2            | 234.0  | 20.3  | 215.0                                 | 1 924                             |          |
| 1987        |                | 273.9  | 1 672.2                                   | 1 342.3            | 325.9  | 16.1  | 241.2                                 | 2 333                             |          |
| 1988        |                | 300.5  | 1 740.2                                   | 1 365.3            | 369.2  | 17.9  | 225.6                                 | 2 991                             |          |
| 1989        |                | 321.1  | 1 802.5                                   | 1 424.1            | 372.8  | 20.8  | 246.1                                 | 3 226                             |          |
| 1990        |                | 335.4  | 1 879.7                                   | 1 463.6            | 411.4  | 22.8  | 228.0                                 | 3 209                             |          |
| 1991        |                | 354.1  | 1 979.5                                   | 1 510.1            | 459.7  | 25.5  | 235.8                                 | 3 940                             |          |
| 1992        |                | 379.5  | 2 047.9                                   | 1 570.5            | 462.2  | 28.1  | 242.5                                 | 5 183                             |          |
| 1993        |                | 395.4  | 1 956.3                                   | 1 525.6            | 419.0  | 25.7  | 264.2                                 | 6 391                             |          |
| 北 京         | Beijing        | 11.23  | 9.61                                      | 9.12               | 0.49   | 0.15  | 5.84                                  | 335.28                            |          |
| 天 津         | Tianjin        | 28.27  | 10.51                                     | 6.83               | 3.51   | 2.37  | 6.50                                  | 65.13                             |          |
| 河 北         | Hebei          | 15.60  | 125.58                                    | 107.16             | 18.42  | 1.94  | 12.01                                 | 102.16                            |          |
| 山 西         | Shanxi         | 7.64   | 77.56                                     | 64.43              | 13.11  | 0.12  | 41.63                                 | 97.04                             |          |
| 内 蒙 古       | Inner Mongolia | 7.25   | 13.03                                     | 12.45              | 0.58   | 0.01  | 9.01                                  | 18.04                             |          |
| 辽 宁         | Liaoning       | 27.78  | 60.28                                     | 49.60              | 10.68  | 1.24  | 6.06                                  | 39.09                             | 426.65   |
| 吉 林         | Jilin          | 7.66   | 27.93                                     | 27.81              | 0.12   | 0.26  | 8.66                                  | 6.61                              | 98.85    |
| 黑 龙 江       | Heilongjiang   | 7.27   | 37.38                                     | 36.22              | 1.16   | 0.03  | 8.11                                  | 29.12                             | 189.71   |
| 上 海         | Shanghai       | 35.78  | 25.24                                     | 22.14              | 3.10   | 1.19  | 7.69                                  | 51.46                             | 577.57   |
| 江 苏         | Jiangsu        | 42.15  | 133.68                                    | 100.93             | 32.61  | 4.73  | 7.48                                  | 45.60                             | 353.05   |
| 浙 江         | Zhejiang       | 18.44  | 71.95                                     | 56.42              | 15.53  | 3.38  | 10.95                                 | 8.53                              | 164.43   |
| 安 徽         | Anhui          | 8.98   | 108.15                                    | 85.85              | 21.93  | 0.51  | 9.28                                  | 4.08                              | 135.20   |
| 福 建         | Fujian         | 9.54   | 44.39                                     | 35.91              | 8.48   | 0.77  | 10.65                                 | 5.10                              | 384.17   |
| 江 西         | Jiangxi        | 7.24   | 29.44                                     | 17.17              | 12.27  | 0.41  | 7.05                                  | 2.79                              | 54.47    |
| 山 东         | Shandong       | 42.77  | 156.36                                    | 136.89             | 19.32  | 1.87  | 7.67                                  | 42.95                             | 1 541.28 |
| 河 南         | Henan          | 19.36  | 164.84                                    | 140.84             | 24.00  | 0.43  | 10.53                                 | 7.21                              | 271.56   |
| 湖 北         | Hubei          | 10.18  | 137.57                                    | 90.61              | 46.92  | 1.16  | 9.76                                  | 4.60                              | 178.39   |
| 湖 南         | Hunan          | 15.50  | 117.83                                    | 93.67              | 24.05  | 2.00  | 14.49                                 | 4.47                              | 78.96    |
| 广 东         | Guangdong      | 15.67  | 51.37                                     | 32.30              | 19.07  | 0.80  | 2.28                                  | 20.60                             | 485.30   |
| 广 西         | Guangxi        | 7.17   | 40.67                                     | 24.23              | 16.44  | 0.43  | 6.16                                  | 1.91                              | 122.91   |
| 海 南         | Hainan         | 0.11   | 0.45                                      | 0.45               | 0.45   |   | 0.01                                  | 0.01                              | 47.48    |
| 四 川         | Sichuan        | 29.32  | 209.49                                    | 157.51             | 51.79  | 1.66  | 13.89                                 | 4.33                              | 262.79   |
| 贵 州         | Guizhou        | 1.87   | 49.15                                     | 35.56              | 13.58  | 0.03  | 4.60                                  | 0.46                              | 106.59   |
| 云 南         | Yunnan         | 2.81   | 94.06                                     | 57.22              | 36.83  | 0.05  | 7.45                                  | 1.03                              | 67.35    |
| 西 藏         | Tibet          |  |   |                    |  |   |                                       |                                   |          |
| 陕 西         | Shaanxi        | 6.26   | 58.83                                     | 42.23              | 16.56  | 0.02  | 14.85                                 | 1.70                              | 47.04    |
| 甘 肃         | Gansu          | 5.31   | 26.57                                     | 21.70              | 4.87   | 0.17  | 9.44                                  | 9.43                              | 17.40    |
| 青 海         | Qinghai        | 0.72   | 11.69                                     | 0.54               | 0.68   |   | 0.57                                  | 0.12                              | 0.01     |
| 宁 夏         | Ningxia        | 1.66   | 29.27                                     | 27.34              | 1.93   |   | 10.63                                 | 0.78                              | 122.66   |
| 新 疆         | Xinjiang       | 1.90   | 33.46                                     | 32.92              | 0.54   |   | 1.00                                  | 3.14                              | 39.19    |

续表 7 continued

| 年 份   | 地 区            | 交流电动机       | 金属切削机床                        | 汽 车               | # 载重汽车 | 拖 拉 机                                  | 小型拖拉机                         | 内燃机商品量   |
|-------|----------------|-------------|-------------------------------|-------------------|--------|--|-------------------------------|--|
|       |                | (万千瓦)       | (万台)                          | (万辆)              |        | (14.7千瓦及<br>以上万台)                      | (万台)                          | (万千瓦)  |
| Year  | Region         | Alternators | Metal-<br>Cutting<br>Machines | Motor<br>Vehicles | Trucks | Tractors<br>(14.7kw and<br>over 10000) | Small<br>Tractors<br>(10 000) | Internal<br>Combustion<br>Engines<br>(10 000 kw) |
|       |                | (10 000 kw) | (10 000)                      | (10 000)          |        |  |                               |  |
| 1952  |                | 64          | 1.37                          |                   |        |  |                               | 2.94   |
| 1957  |                | 146         | 2.80                          | 0.79              | 0.62   |  |                               | 50.78  |
| 1962  |                | 343         | 2.25                          | 0.97              | 0.78   | 0.71                                   | 0.01                          | 92.74  |
| 1965  |                | 405         | 3.96                          | 4.05              | 2.65   | 0.96                                   | 0.36                          | 205.34   |
| 1970  |                | 1 456       | 13.89                         | 8.72              | 4.71   | 3.19                                   | 5.14                          | 539.49   |
| 1975  |                | 2 799       | 17.49                         | 13.98             | 7.76   | 7.84                                   | 20.94                         | 1 728.13   |
| 1978  |                | 3 195       | 18.32                         | 14.91             | 9.61   | 11.35                                  | 32.42                         | 2 074.05   |
| 1980  |                | 2 570       | 13.36                         | 22.23             | 13.55  | 9.77                                   | 21.79                         | 1 868.70   |
| 1983  |                | 2 868       | 12.10                         | 23.98             | 13.71  | 3.70                                   | 49.77                         | 2 133.66   |
| 1984  |                | 3 051       | 13.35                         | 31.64             | 18.18  | 3.97                                   | 68.86                         | 2 996.99   |
| 1985  |                | 3 484       | 16.72                         | 43.72             | 26.90  | 4.50                                   | 82.25                         | 4 082.59   |
| 1986  |                | 3 967       | 16.37                         | 36.98             | 22.91  | 2.86                                   | 77.45                         | 3 625.54   |
| 1987  |                | 4 172       | 17.22                         | 47.18             | 29.84  | 3.71                                   | 110.60                        | 4 335.84   |
| 1988  |                | 4 511       | 19.17                         | 64.47             | 40.33  | 4.72                                   | 133.57                        | 5 832.08   |
| 1989  |                | 4 095       | 17.87                         | 58.35             | 36.34  | 3.98                                   | 111.81                        | 5 905.23   |
| 1990  |                | 3 528       | 13.45                         | 51.40             | 28.97  | 3.94                                   | 110.14                        | 5 402.32   |
| 1991  |                | 3 825       | 16.39                         | 71.42             | 38.25  | 5.27                                   | 134.78                        | 6 680.23   |
| 1992  |                | 5 243       | 22.87                         | 106.67            | 47.67  | 5.70                                   | 139.07                        | 9 252.53   |
| 1993  |                | 5 450.48    | 26.20                         | 129.85            | 59.79  | 3.77                                   | 96.14                         | 10 080.53  |
| 北 京   | Beijing        | 162.30      | 0.66                          | 12.97             | 4.27   |  | 0.39                          | 1 147.50   |
| 天 津   | Tianjin        | 68.47       | 0.19                          | 10.82             | 4.66   | 0.55                                   | 0.12                          | 303.67   |
| 河 北   | Hebei          | 184.44      | 0.38                          | 2.82              | 0.43   | 0.01                                   | 7.27                          | 46.80  |
| 山 西   | Shanxi         | 72.63       | 0.14                          | 0.18              | 0.05   |  | 0.98                          | 4.12   |
| 内 蒙 古 | Inner Mongolia | 47.90       | 0.14                          | 0.02              |        |  | 0.37                          | 7.74   |
| 辽 宁   | Liaoning       | 494.02      | 2.38                          | 5.15              | 1.99   | 0.13                                   | 3.13                          | 700.00   |
| 吉 林   | Jilin          | 74.05       | 0.23                          | 17.74             | 10.14  | 0.13                                   | 2.45                          | 260.13   |
| 黑 龙 江 | Heilongjiang   | 150.01      | 0.39                          | 1.72              | 1.02   | 0.01                                   | 1.92                          | 127.42   |
| 上 海   | Shanghai       | 467.76      | 1.77                          | 10.29             | 0.08   | 1.17                                   |                               | 418.04   |
| 江 苏   | Jiangsu        | 844.18      | 3.80                          | 12.17             | 5.61   | 0.11                                   | 13.07                         | 2 145.08   |
| 浙 江   | Zhejiang       | 259.08      | 7.45                          | 1.98              | 0.78   | 0.26                                   | 3.95                          | 477.31   |
| 安 徽   | Anhui          | 144.50      | 0.72                          | 2.39              | 1.48   |  | 8.53                          | 286.73   |
| 福 建   | Fujian         | 134.44      | 0.23                          | 0.39              | 0.38   |  | 4.57                          | 127.69   |
| 江 西   | Jiangxi        | 136.07      | 0.70                          | 3.87              | 3.30   |  | 1.15                          | 437.04   |
| 山 东   | Shandong       | 432.18      | 1.26                          | 1.96              | 0.88   | 0.50                                   | 17.76                         | 710.51   |
| 河 南   | Henan          | 280.15      | 0.29                          | 1.29              | 0.82   | 0.65                                   | 9.90                          | 398.28   |
| 湖 北   | Hubei          | 152.00      | 0.58                          | 19.23             | 9.68   | 0.19                                   | 0.59                          | 186.30   |
| 湖 南   | Hunan          | 289.01      | 0.36                          | 1.66              | 0.14   |  | 1.68                          | 423.92   |
| 广 东   | Guangdong      | 414.01      | 0.99                          | 3.35              | 0.57   |  | 5.39                          | 155.96   |
| 广 西   | Guangxi        | 88.04       | 0.65                          | 5.22              | 4.06   |  | 4.56                          | 695.10   |
| 海 南   | Hainan         |             |                               | 0.32              |        |  | 0.04                          |  |
| 四 川   | Sichuan        | 208.60      | 0.84                          | 9.37              | 5.76   |  | 1.60                          | 680.00   |
| 贵 州   | Guizhou        | 9.00        | 0.29                          | 0.83              | 0.46   | 0.05                                   | 0.44                          | 118.60   |
| 云 南   | Yunnan         | 53.50       | 0.83                          | 2.76              | 2.17   |  | 2.28                          | 153.70   |
| 西 藏   | Tibet          |             |                               |                   |        |  |                               |  |
| 陕 西   | Shaanxi        | 170.70      | 0.48                          | 1.28              | 1.01   |  | 1.02                          | 31.60  |
| 甘 肃   | Gansu          | 66.25       | 0.09                          | 0.02              |        |  | 0.65                          | 8.33   |
| 青 海   | Qinghai        | 0.43        | 0.11                          | 0.09              | 0.06   |  |                               |  |
| 宁 夏   | Ningxia        | 27.99       | 0.22                          |                   |        | 0.01                                   | 0.78                          | 28.96  |
| 新 疆   | Xinjiang       | 18.77       | 0.04                          |                   |        |  | 1.55                          |  |

12-21 工业产品产量  
OUTPUT OF INDUSTRIAL PRODUCTS

| 产品名称        | Item   | 1991    | 1992     | 1993     | 1993为1992<br>% 1993 as<br>Percentage<br>of 1992 |
|-------------|--|---------|----------|----------|---|
| 化学纤维 (万吨)   | Chemical Fibers (10 000 tn)                              | 191.03  | 213.04   | 237.37   | 111.4   |
| #合成纤维       | Synthetic Fibers   | 167.03  | 188.17   | 208.86   | 111.0   |
| 纱 (万吨)      | Yarn (10 000 tn)   | 460.83  | 501.75   | 501.48   | 99.9  |
| #纯棉纱        | Pure Cotton Yarn   | 312.16  | 337.71   | 331.28   | 98.1  |
| 布 (亿米)      | Cloth (100 000 000 m)                                    | 181.75  | 190.65   | 203.04   | 106.5   |
| #纯棉布        | Pure Cotton Cloth  | 108.58  | 111.88   | 122.07   | 109.1   |
| 针织品 (万吨)    | Knitwear (Cotton Yarn Substitutes) (10 000tn)            | 94.82   | 102.17   | 163.52   | 160.0   |
| 毛巾 (亿条)     | Towels (100 000 000)                                     | 21.09   | 23.52    | 26.92    | 114.5   |
| 毛线 (万吨)     | Knitting Wool (10 000 tn)                                | 28.25   | 35.06    | 34.35    | 98.0  |
| #纯毛         | Pure Wool  | 4.77    | 8.52     | 11.22    | 131.7   |
| 呢绒 (万米)     | Woolen Piece Goods (10 000 m)                            | 31 141  | 33 792   | 35 383   | 104.7   |
| #纯毛织品       | Pure Woolen Piece Goods                                  | 5 503   | 7 367    | 8 921    | 121.1   |
| 毛毯 (万条)     | Blankets (10 000)  | 2 400   | 2 457    | 3 535    | 143.9   |
| 麻袋 (亿条)     | Gunny Sacks (100 000 000)                                | 6.51    | 6.16     | 6.40     | 103.9   |
| 丝 (万吨)      | Silk (10 000 tn)   | 6.07    | 7.42     | 9.40     | 126.7   |
| 机制纸浆 (万吨)   | Machine-made Pulp (10 000 tn)                            | 860.59  | 1 031.81 | 884.93   | 85.8  |
| 机制纸及纸板 (万吨) | Machine-made Paper and Paperboard (10 000 tn)            | 1 479   | 1 725    | 1 914    | 111.0   |
| 缝纫机 (万架)    | Sewing Machines (10 000)                                 | 763.84  | 833.19   | 840.57   | 100.9   |
| 自行车 (万辆)    | Bicycles (10 000)  | 3 676.8 | 4 083.6  | 4 149.6  | 101.6   |
| 表 (万只)      | Watches (10 000)   | 7 824.9 | 8 658.8  | 19 290.8 | 222.8   |
| #手表         | Wristwatches   | 7 595.5 | 8 610.5  | 15 183.0 | 176.3   |
| 钟 (万只)      | Clocks (10 000)  | 3 660.1 | 4 022.2  | 3 301.8  | 82.1  |
| 日用搪瓷制品 (万吨) | Household Enamelware (10 000 tn)                         | 17.45   | 16.01    | 19.44    | 121.4   |
| #搪瓷面盆       | Enamel Basins  | 6 757   | 6 265    | 5 901    | 94.2  |
| 搪瓷口杯        | Enamel Cups  | 7 395   | 7 011    | 6 183    | 88.2  |
| 日用陶瓷器 (亿件)  | Household Ceramics (100 000 000 pcs)                     | 59.01   | 62.69    | 74.94    | 119.5   |
| #出口陶瓷       | Export   | 135 437 | 124 323  | 134 409  | 108.1   |
| 日用精铝制品 (万吨) | Fine Daily-Use Aluminum Products (10 000tn)              | 8.68    | 8.21     | 9.92     | 120.8   |
| #铝锅         | Pots and Pans  | 4 093   | 3 483    | 6 875    | 197.4   |
| 高压锅         | Pressure Cookers   | 641     | 699      | 1 142    | 163.4   |
| 日用玻璃制品 (万吨) | Daily-Use Glassware (10 000 tn)                          | 519.88  | 564.58   | 691.85   | 122.5   |
| 保温瓶 (万个)    | Thermos Bottles (10 000)                                 | 19 357  | 21 026   | 21 977   | 104.5   |
| 自来水笔 (万支)   | Fountain Pens (10 000)                                   | 20 884  | 20 220   | 19 272   | 95.3  |
| #金笔         | Quality Fountain Pens                                    | 145     | 149      | 146      | 98.0  |
| 圆珠笔 (万支)    | Ball Point Pens (10 000)                                 | 38 521  | 45 145   | 42 096   | 93.2  |
| 铅笔 (亿支)     | Pencils (100 000 000)                                    | 47.22   | 53.43    | 55.60    | 104.1   |
| 灯泡 (亿只)     | Lighbulbs (100 000 000)                                  | 28.00   | 32.80    | 39.32    | 119.9   |
| 合成洗涤剂 (万吨)  | Synthetic Detergents (10 000 tn)                         | 146.16  | 166.60   | 188.33   | 113.0   |
| 肥皂 (万吨)     | Soap (10 000 tn)   | 90.45   | 84.02    | 84.47    | 100.5   |
| #香皂         | Hand Soap  | 14.30   | 13.97    | 14.39    | 103.0   |
| 牙膏 (万支)     | Toothpaste (100 000 000 tubes)                           | 218 581 | 225 683  | 231 329  | 102.5   |
| 火柴 (万件)     | Matches (10 000 cases)                                   | 3 716   | 3 803    | 3 354    | 88.2  |
| 干电池 (亿只)    | Batteries (flashlight battery Substitutes) (100 000 000) | 69.28   | 79.29    | 106.17   | 133.9   |
| 原盐 (万吨)     | Salt (10 000 tn)   | 2 410   | 2 838    | 2 943    | 103.7   |
| 糖 (万吨)      | Sugar (10 000 tn)  | 640     | 829      | 771      | 93.0  |
| 卷烟 (万箱)     | Cigarettes (10 000 cases)                                | 3 226   | 3 285    | 3 376    | 102.8   |
| 罐头 (万吨)     | Canned Food (10 000 tn)                                  | 193.0   | 224.3    | 230.3    | 102.7   |
| #肉类罐头       | Meat   | 28.55   | 28.30    | 26.46    | 93.5  |
| 禽类罐头        | Poultry  | 1.48    | 1.86     | 1.04     | 55.9  |
| 水产罐头        | Aquatic  | 3.75    | 4.00     | 3.79     | 94.8  |
| 水果罐头        | Fruit  | 75.43   | 94.21    | 88.09    | 93.5  |
| 蔬菜罐头        | Vegetables   | 64.81   | 65.15    | 66.57    | 102.2   |
| 饮料酒 (混合量万吨) | Alcoholic Beverages (10 000 tn)                          | 1 539   | 1 753    | 1 971    | 112.4   |
| #白酒 (商品量)   | Liquor (commodity)                                       | 524     | 547      | 594      | 108.6   |
| 啤酒          | Beer   | 838     | 1 021    | 1 192    | 116.7   |
| 葡萄酒 (商品量)   | Grape Wine (commodity)                                   | 24      | 24       | 24       | 100.0   |

续表 1 continued

| 产品名称         | Item  | 1991     | 1992     | 1993      | 1993为1992<br>% 1993 as<br>Percentage<br>of 1992 |
|--------------|---|----------|----------|-----------|---|
| 乳制品          | (吨) Dairy Products (tn)                               | 376 625  | 412 865  | 417 368   | 101.1   |
| #奶粉          | Milk Powder   | 293 856  | 336 545  | 294 404   | 87.5  |
| 味精           | (吨) Monosodium Glutamate (tn)                         | 271 601  | 340 164  | 396 094   | 116.4   |
| 柠檬酸          | (吨) Citric Acid (tn)                                  | 54 568   | 101 465  | 149 433   | 147.3   |
| 食用植物油        | (万吨) Edible Vegetable Oil (10 000 tn)                 | 644.3    | 660.7    | 965.4     | 146.1   |
| 化学药品(24大类药品) | (万吨) Chemical Pharmaceuticals (10 000 tn)             | 24.25    | 28.06    | 35.08     | 125.0   |
| 中成药          | (万吨) Chinese Medicine (10 000 tn)                     | 26.92    | 32.24    | 36.22     | 112.3   |
| 塑料制品         | (万吨) Plastic Products (10 000 tn)                     | 443      | 537      | 669       | 124.6   |
| 鞣制皮革(折牛皮万张)  | Leather (ox-hide substitutes) (10 000 pcs)            | 5 707    | 5 814    | 6 807     | 117.1   |
| 胶鞋           | (万双) Rubber Shoes (10 000 pairs)                      | 92 996   | 90 417   | 110 344   | 122.0   |
| 家用电冰箱        | (万台) Household Refrigerators (10 000)                 | 469.94   | 485.76   | 596.66    | 122.8   |
| 家用洗衣机        | (万台) Household Washing Machines (10 000)              | 687.17   | 707.93   | 895.85    | 126.5   |
| 电风扇          | (万台) Electric Fans (10 000)                           | 6 219    | 6 837    | 7 387     | 108.0   |
| 电熨斗          | (万个) Electric Irons (10 000)                          | 1 449    | 1 722    | 2 229     | 129.4   |
| 收音机          | (万台) Radios (10 000)                                  | 1 969.08 | 1 648.85 | 1 754.16  | 106.4   |
| 电视机          | (万台) Television Sets (10 000)                         | 2 691.41 | 2 867.82 | 3 032.97  | 105.8   |
| #彩色          | Color TV Sets   | 1 205.06 | 1 333.08 | 1 435.76  | 107.7   |
| 录放音机         | (万台) Recorders (10 000)                               | 2 873.70 | 3 231.78 | 3 647.91  | 112.9   |
| 照相机          | (万架) Cameras (10 000)                                 | 478.18   | 526.48   | 1 136.49  | 215.9   |
| 农用化肥(万吨)     | Chemical Fertilizers(effective components 10 000tn)   | 1 979.50 | 2 047.90 | 1 956.33  | 95.5  |
| #氮肥          | Nitrogen  | 1 510.1  | 1 570.5  | 1 525.6   | 97.1  |
| #磷肥          | Phosphate   | 459.7    | 462.2    | 419.0     | 90.7  |
| 化学农药         | (万吨) Chemical Pesticides (10 000 tn)                  | 25.48    | 28.08    | 25.71     | 91.6  |
| 乙烯           | (万吨) Ethylene (10 000 tn)                             | 176.11   | 200.34   | 202.73    | 101.2   |
| 电石(折合量)      | (万吨) Calcium Carbide (equivalent) (10 000 tn)         | 235.80   | 242.47   | 264.24    | 109.0   |
| 塑料           | (万吨) Plastics (10 000 tn)                             | 282.99   | 330.77   | 359.93    | 108.8   |
| 合成橡胶         | (万吨) Synthetic Rubber (10 000 tn)                     | 33.64    | 37.26    | 39.26     | 105.4   |
| 轮胎外胎         | (万条) Tires (10 000)                                   | 3 940    | 5 183    | 6 391     | 123.3   |
| 矿山设备         | (万吨) Mining Equipment (10 000 tn)                     | 33.39    | 37.27    | 51.15     | 137.2   |
| 石油设备         | (万吨) Petroleum Equipment (10 000 tn)                  | 20.12    | 19.40    | 12.07     | 62.2  |
| 化工设备         | (万吨) Chemical Industry Equipment (10 000 tn)          | 19.07    | 23.66    | 23.45     | 99.1  |
| 发电设备         | (万千瓦) Power Generating Equipment (10 000 kw)          | 1 164.2  | 1 297.0  | 1 472.8   | 113.6   |
| 交流电动机        | (万千瓦) Alternate Motors (10 000 kw)                    | 3 825    | 5 243    | 5 450     | 103.9   |
| 金属切削机床       | (万台) Metal-Cutting Machines (10 000)                  | 16.39    | 22.87    | 26.20     | 114.6   |
| 大型机床         | (台) Large Machine Tools (unit)                        | 3 000    | 4 047    | 4 851     | 119.9   |
| #重型机床        | Heavy Machine Tools                                   | 324      | 549      | 603       | 109.8   |
| #高精度机床       | High Precision Machine Tools                          | 1 218    | 1 266    | 1 537     | 121.4   |
| #数控机床        | Digital (Computer-Controlled) Machine Tools           | 4 051    | 7 450    | 13 031    | 174.9   |
| 汽车           | (万辆) Motor Vehicles (10 000)                          | 71.42    | 106.67   | 129.85    | 121.7   |
| #载重汽车        | Trucks  | 38.25    | 47.67    | 59.79     | 125.4   |
| 摩托车          | (万辆) Motorcycles (10 000)                             | 134.1    | 205.17   | 355.63    | 173.3   |
| 滚动轴承         | (万套) Ball Bearings (10 000 sets)                      | 73 065   | 77 256   | 61 927    | 80.2  |
| 拖拉机          | (万台) Tractors (10 000)                                | 5.27     | 5.70     | 3.77      | 66.1  |
| 小型拖拉机        | (万台) Mini-tractors (10 000)                           | 134.78   | 139.07   | 96.14     | 69.1  |
| 内燃机          | (万千瓦) Internal Combustion Engines(commmodity 10000kw) | 6 680.23 | 9 252.53 | 15 301.55 | 165.4   |
| 联合收割机        | (台) Combine Harvesters (unit)                         | 10 638   | 15 370   | 9 569     | 62.3  |
| 机动脱粒机        | (万台) Motorized Thrashers (10 000)                     | 58.08    | 55.51    | 28.69     | 51.7  |
| 机动饲料粉碎机      | (万台) Motorized Fodder Grinders (10 000)               | 32.21    | 29.25    | 23.31     | 79.7  |
| 手推胶轮车        | (万辆) Hand Carts with Rubber Tires (10 000)            | 819      | 696      | 385       | 55.3  |
| 铁路机车         | (台) Locomotives (unit)                                | 706      | 798      | 922       | 115.5   |
| #蒸汽机车        | Steam Locomotives                                     | 12       | 35       | 32        | 91.4  |
| #内燃机车        | Diesel Locomotives                                    | 521      | 563      | 670       | 119.0   |
| #电力机车        | Electric Locomotives                                  | 173      | 200      | 220       | 110.0   |
| 铁路客车         | (辆) Railway Passenger Coaches (unit)                  | 1 674    | 1 652    | 1 847     | 111.8   |
| 铁路货车         | (万辆) Railway Freight Cars (10 000)                    | 1.85     | 2.16     | 2.90      | 134.3   |
| 电话机(单机)      | (万部) Telephones (10 000)                              | 1 482    | 1 982    | 2 664     | 134.4   |
| 电度表          | (万只) Electric Meters (10 000)                         | 2 531    | 2 870    | 2 063     | 71.9  |
| 水表           | (万只) Water Meters (10 000)                            | 827      | 1 046    | 1 926     | 184.1   |
| 煤气表          | (万只) Gas Meters (10 000)                              | 191.6    | 228.2    | 220.7     | 96.7  |
| 电子管(商品量万只)   | Electronic Conduits (commmodity) (10 000)             | 3 677    | 3 607    | 4 405     | 122.1   |
| #显像管         | Kinescopes  | 2 103    | 2 416    | 2 365     | 97.9  |
| 电影机械         | (台) Film Equipment (set)                              | 76 723   | 90 385   | 22 861    | 25.3  |
| #放映机         | Projectors  | 8 084    | 8 968    | 5 551     | 61.9  |
| 电影胶片(折35毫米)  | Movie Film (35 mm equivalent) (10 000 m)              | 13 792   | 15 592   | 6 600     | 42.3  |



续表 2 continued

| 产品名称       | Item                                   | 1991     | 1992     | 1993     | 1993为1992<br>% 1993 as<br>Percentage<br>of 1992 |
|------------|--|----------|----------|----------|---|
| 原煤 (亿吨)    | Coal (100 000 000 tn)                  | 10.87    | 11.16    | 11.51    | 103.1   |
| 原油 (万吨)    | Crude Oil (10 000 tn)                  | 14 099.2 | 14 209.7 | 14 523.7 | 102.2   |
| 汽油 (万吨)    | Gasoline (10 000 tn)                   | 2 403.7  | 2 726.1  | 3 160.4  | 115.9   |
| 柴油 (万吨)    | Diescl Oil (10 000 tn)                 | 2 853.3  | 3 170.9  | 3 542.8  | 111.7   |
| 天然气 (亿立方米) | Natural Gas (100 000 000 cu. m)        | 154.90   | 157.90   | 167.65   | 106.2   |
| 发电量(亿千瓦时)  | Electricity (1000 000 000 kwh)         | 6 775    | 7 539    | 8 395    | 111.4   |
| #水电        | Hydropower                             | 1 247    | 1 307    | 1 518    | 116.1   |
| 生铁 (万吨)    | Pig Iron (10 000 tn)                   | 6 765    | 7 589    | 8 739    | 115.2   |
| 钢 (万吨)     | Steel (10 000 tn)                      | 7 100    | 8 094    | 8 956    | 110.6   |
| 成品钢材 (万吨)  | Rolled-Steel Final Products (10 000tn) | 5 638    | 6 697    | 7 716    | 115.2   |
| #重轨        | Heavy Rails                            | 93.29    | 92.46    | 125.58   | 135.8   |
| 普通大型钢材     | Ordinary Rolled-Steel, Large           | 68.43    | 87.07    | 129.30   | 148.5   |
| 普通中型钢材     | Ordinary Rolled-Steel, Medium          | 296.20   | 359.71   | 481.90   | 134.0   |
| 普通小型钢材     | Ordinary Rolled-Steel, Small           | 1 370.56 | 1 762.19 | 1 925.33 | 109.3   |
| 优质型材       | Quality Rolled-Steel                   | 492.74   | 529.50   | 642.01   | 121.2   |
| 线材         | Wire Rod                               | 1 099.94 | 1 257.11 | 1 389.47 | 110.5   |
| 特厚钢板       | High Gauge Steel Plate                 | 14.62    | 33.49    | 37.32    | 111.4   |
| 中厚钢板       | Medium Gauge Steel Plate               | 704.54   | 820.12   | 965.94   | 117.8   |
| 薄钢板        | Low Gauge Steel Plate                  | 640.27   | 750.02   | 874.66   | 116.6   |
| 硅钢片        | Silicon Steel Sheet                    | 60.57    | 68.81    | 76.23    | 110.8   |
| 钢带         | Strip Steel                            | 182.96   | 244.82   | 277.98   | 113.5   |
| 无缝钢管       | Seamless Steel Pipe                    | 231.36   | 265.61   | 283.12   | 106.6   |
| 铁合金 (万吨)   | Ferro-Alloies (10 000 tn)              | 246.00   | 264.84   | 299.93   | 113.2   |
| 焦炭 (万吨)    | Coke (10 000 tn)                       | 7 352    | 7 984    | 9 320    | 116.7   |
| #机制焦炭      | Machine-made Coke                      | 5 396    | 5 600    | 6 011    | 107.3   |
| 水泥 (万吨)    | Cement (10 000 tn)                     | 25 261   | 30 822   | 36 788   | 119.4   |
| 平板玻璃(万重量箱) | Plate Glass (10 000 wt. cases)         | 8 712    | 9 359    | 11 086   | 118.5   |
| 木材 (万立方米)  | Timber (10 000 cu. m)                  | 5 807    | 6 174    | 6 390    | 103.5   |
| 硫酸 (万吨)    | Sulphuric Acid (10 000 tn)             | 1 332.9  | 1 408.7  | 1 336.5  | 94.9  |
| 纯碱 (万吨)    | Soda Ash (10 000 tn)                   | 393.6    | 455.0    | 534.9    | 117.6   |
| 烧碱 (万吨)    | Caustic Soda (10 000 tn)               | 354.1    | 379.5    | 395.4    | 104.2   |
| 合成氨 (万吨)   | Synthetic Ammonia (10 000 tn)          | 2 201.6  | 2 298.1  | 2 192.5  | 95.4  |

注:1. 纱包括纯棉纱、棉混纺纱、纯化纤纱, 不包括棉线、代用纤维纱和手工纺纱。

2. 布包括纯棉布、棉混纺布、纯化纤布, 不包括代用纤维布、手工织布。 3. 针织品为折用棉纱量。

4. 农用化肥按有效成分100%计算。 5. 发电设备指500千瓦以上的, 包括水轮发电机组、汽轮发电机和燃气轮发电机。

6. 金属切削机床不包括台钻、砂轮机、抛光机。 7. 拖拉机是指14.7千瓦及以上的轮式和履带式拖拉机。用本厂自产的拖拉机装配的推土机, 只计推土机产量, 不计拖拉机产量。 8. 原煤包括无烟煤、烟煤、褐煤, 不包括石煤。

9. 原油包括天然原油和人造原油。 10. 成品钢材已剔除重复加工的钢材。 11. 内燃机为商品量。

a) Yarn includes pure and blended cotton yarn, pure chemical-fiber yarn, but excludes cotton thread, substitute fiber yarn and hand-made yarn.

b) Cloth includes pure and blended cotton cloth, pure chemical-fiber cloth and canvas, but excludes substitute fiber cloth, hand-woven cloth and cord fabric. c) Knitwear refers to cotton yarn substitutes.

d) Chemical fertilizers are calculated on the basis of 100 % effectiveness.

e) Power generating equipment refers to units with a generating capacity of 500 kw and over, including water turbogenerators and gas turbines. f) Metal-cutting machines excludes bench drills, grinders and polishers.

g) Tractors refer to both wheel and crawler tractors with a haulage capacity of 14.7 kw and over, tractors which are refitted into bulldozers by the same tractor factories are deducted.

h) Coal includes anthracite, bituminous and lignite, but excludes bone coal.

i) Crude oil includes natural and synthetic crude oil. j) Rolled steel final products excludes steel products reprocessed. k) Internal combustion engines refers to commodity.

## 主要统计指标解释

**工业** 指从事自然资源的开采,对采掘品和农产品进行加工和再加工的物质生产部门。具体包括:(1)对自然资源的开采,如采矿、晒盐、森林采伐等(但不包括禽兽捕猎和水产捕捞);(2)对农副产品的加工、再加工,如粮油加工、食品加工、轧花、缫丝、纺织、制革等;(3)对采掘品的加工、再加工,如炼铁、炼钢、化工生产、石油加工、机器制造、木材加工等,以及电力、自来水、煤气的生产和供应等;(4)对工业品的修理、翻新,如机器设备的修理、交通运输工具(包括小卧车)的修理等。

1984年以前农村的村及村以下办工业归属农业,1984年以后划归工业。

**工业统计调查单位** 工业统计调查单位分为两类:独立核算法人工业企业和工业活动单位。

(1)**独立核算法人工业企业** 是指从事工业生产经营活动的单位。独立核算法人工业企业应同时具备以下条件:①依法成立,有自己的名称、组织机构和场所,能够承担民事责任;②独立拥有和使用资产,承担负债,有权与其他单位签订合同;③独立核算盈亏,并能够编制资产负债表。

(2)**工业活动单位** 是指在一个场所从事一种或主要从事一种工业生产活动的经济单位。它包括独立核算工业企业按主营业务活动(即工业生产活动)划分的主营业务活动单位和非工业企业所属的工业生产活动单位(即原非独立核算工业生产单位)。工业活动单位,一般应同时具备以下三个条件:①具有一个场所,从事一种或主要从事一种工业活动;②单独组织工业生产、经营或业务活动;③单独核算收入和支出。

**国有经济工业(即过去的全民所有制工业或国营工业)** 指生产资料归国家所有的一种经济类型。包括中央和地方各级国家机关、部队、科研机构、学校、人民团体和国有经济企事业单位等举办的国有经济工业。1957年以前的公私合营和私营工业,后均改造为国营工业,1992年改为国有工业,这部分工业的资料不单独分列时,均包括在国有工业内。

**集体经济工业** 指生产资料归公民集体所有的一种经济类型,是社会主义公有制经济的组成部分。包括城乡所有使用集体投资举办的企业,以及部分个人通过集资自愿放弃所有权并依法经工商行政管理机关认定为集体所有制的企业。

**其他经济类型工业** 指除国有经济工业、集体经济工业以外的其他经济类型工业企业(单位)。包括私营经济、个体经济、联营经济、股份制经济(股份有限公司,有限责任公司);外商投资经济(中外合资经营、中外合作经营、外资企业);港、澳、台投资经济(与大陆合资经营、与大陆合作经营、港、澳、台独资企业)及其他经济类型的工业。

**轻工业** 指主要提供生活消费品和制作手工工具的工业。按其所使用的原料不同,可分为两大类:(1)以农产品为原料的轻工业,是指直接或间接以农产品为基本原料的轻工业。主要包括食品制造、饮料制造、烟草加工、纺织、缝纫、皮革和毛皮制作、造纸以及印刷等工业;(2)以非农产品为原料的轻工业,是指以工业品为原料的轻工业。主要包括文教体育用品、化学药品制造、合成纤维制造、日用化学制品、日用玻璃制品、日用金属制品、手工工具制造、医疗器械制造、文化和办公用机械制造等工业。

**重工业** 是指为国民经济各部门提供物质技术基础的主要生产资料的工业。按其生产性质和产品用途,可以分为下列三类:(1)采掘(伐)工业,是指对自然资源的开采,包括石油开采、煤炭开采、金属矿开采、非金属矿开采和木材采伐等工业;(2)原材料工业,指向国民经济各部门提供基本材料、动力和燃料的工业。包括金属冶炼及加工、炼焦及焦炭化学、化工原料、水泥、人造板以及电力、石油和煤炭加工等工业;(3)加工工业,是指对工业原材料进行再加工制造的工业。包括装备国民经济各部门的机械设备制造工业、金属结构、水泥制品等工业,以及为农业提供

的生产资料如化肥、农药等工业。

根据上述划分原则,修理业中以重工业产品为修理作业对象的划为重工业,反之划为轻工业。

**工业总产值** 是以货币表现的工业企业在一定时期内生产的已出售或可供出售工业产品总量,它反映一定时间内工业生产的总规模和总水平。它包括:在本企业内不再进行加工,经检验、包装入库(规定了需包装的产品除外)的成品价值,工业性作业价值,自制半成品、在产品期末初差额价值(生产周期较长的企业计算)。工业总产值采用“工厂法”计算,即以工业企业作为一个整体,按企业工业生产活动的最终成果来计算,企业内部不允许重复计算,不能把企业内部各个车间(分厂)生产的成果相加。但在企业之间、行业之间、地区之间存在着重复计算。

轻重工业总产值的划分也是按“工厂法”计算的,即一个工业企业在正常情况下生产的主要产品的性质属于轻工业,则该企业的全部总产值作为轻工业总产值;一个工业企业生产的主要产品的性质属于重工业,则该企业的全部总产值作为重工业总产值。

**工业销售产值** 是以货币表现的工业企业在一定时期内销售的本企业生产的工业产品产量。包括已销售的成品、半成品价值,对外提供的工业性作业价值和对本单位基本建设部门、生活福利部门等提供的产品和工业性作业及自制设备的价值。已销售的成品、半成品不论是本期生产的、还是上期生产的,只要是本期销售出去的均包括在内。对外提供的工业性作业是指企业按合同对外提供的工业性劳务。企业为本单位基本建设部门、生活福利部门等提供的产品和工业性作业及自制设备也应视同销售,这部分也作为销售统计。

工业销售产值的计算范围、计算价格和计算方法与工业总产值一致,但两者计算的基础不同:工业销售产值计算的基础是产品销售总量,工业总产值计算的基础是工业产品生产总量。

**工业增加值** 是指工业行业在报告期内以货币表现的工业生产活动的最终成果。

**固定资产原价** 固定资产原价指企业在建造、购置、安装、改建、扩建、技术改造某项固定资产时所支出的全部货币总额。它一般包括买价、包装费、运杂费和安装费等。

**固定资产净值** 是指固定资产原价减去历年已提折旧额后的净额。

**流动资产** 流动资产是指可以在一年或者超过一年的一个营业周期内变现或者耗用的资产,包括现金及各种存款、短期投资、应收及预付货款、存货等。

**利税总额** 指企业产品销售税金及附加和利润总额之和。

**资金利税率** 指在一定时期内已实现的利润、税金总额与同期的资产(固定资产净值和流动资产)之比。计算公式:

$$\text{资金利税率}(\%) = \frac{\text{报告期累计实现利税总额}}{\text{固定资产净值平均余额} + \text{流动资产平均余额}} \times 100\%$$

资金利税率反映每单位(通常是每万元)资金所提供的利润税金额。它是考察和评价部门或企业资金运用的经济效益,分析资金投入效果的主要分析指标。

**工业成本利润率** 指在一定时期内实现的利润与成本费用之比,是反映工业生产成本及费用投入的经济效益指标,同时也是反映降低成本的经济效益的指标。计算公式:

$$\text{工业成本费用利润率}(\%) = \frac{\text{利润总额}}{\text{成本费用总额}} \times 100\%$$

**工业增加值率** 指在一定时期内工业增加值占同期工业总产值的比重,反映降低中间消耗的经济效益。计算公式:

$$\text{工业增加值率}(\%) = \frac{\text{工业增加值(现价)}}{\text{工业总产值(现价)}} \times 100\%$$

**流动资产周转次数** 指在一定时期内流动资产完成的周转次数,反映流动资产的周转速度。计算公式:

$$\text{流动资金周转次数} = \frac{\text{产品销售收入}}{\text{全部流动资产平均余额}}$$

**产品销售率** 指一定时期内销售产值与同期全部工业总产值之比,反映工业产品生产已实现销售的程度。计算公式:

$$\text{工业产品销售率}(\%) = \frac{\text{报告期现价工业销售产值}}{\text{报告期现价工业总产值}} \times 100\%$$

**产品销售收入** 指企业销售产品的销售收入和提供劳务等主要经营业务取得的业务总额。

**产品销售工厂成本** 指企业销售产品和提供劳务等主要经营业务的实际成本。

**全员劳动生产率** 指根据产品的价值量指标计算的平均每一个职工在单位时间内的产品生产量。是考核企业经济活动的重要指标,是企业生产技术水平、经营管理水平,职工技术熟练程度和劳动积极性的综合表现。目前我国的全员劳动生产率是将工业企业的工业增加值除以同一时期全部职工的平均人数来计算的。计算公式:

$$\text{全员劳动生产率} = \frac{\text{工业增加值}}{\text{全部职工平均人数}}$$

为了使各年度的全员劳动生产率数字可以比较,1990年以前各年的全员劳动生产率均按指数换算成1990年不变价格。

**实物劳动生产率** 指根据某种产品实物量计算的平均每个职工(或工人)在单位时间内生产的产品数量。这是通过产品实物来反映劳动者在生产中的劳动效率指标。我国目前有全员实物劳动生产率(通常简称全员效率)和工人实物劳动生产率两个指标。计算公式:

$$\text{全员实物劳动生产率(全员效率)} = \frac{\text{产品产量}}{\text{全部职工平均人数}}$$

$$\text{工人实物劳动生产率} = \frac{\text{产品产量}}{\text{生产工人(包括学徒)平均人数}}$$

计算实物劳动生产率的产品产量,是指报告期生产的,并经检验符合质量标准或合同规定的技术要求的合格产品产量。不包括不合格品和废品的数量。

## Explanatory Notes for Major Indicators

**Industry** refers to material production sector which engaging in extraction of natural resources and processing of natural resources and agricultural products and reprocessing, including (1) extraction of natural resources, such as mining, extracting salt, felling trees (not including hunting and fishing); (2) processing of farm and sideline products, such as rice husking, wheat milling, wine making, oil pressing, cotton ginning, silk reeling, animal slaughtering, and medicinal herbs processing; (3) manufacture of industrial products, such as steel making, iron smelting, steel rolling, coke making, chemicals manufacturing, machine building, timber processing, spinning and weaving, printing and dyeing, dress making, and paper making; water and gas production and electricity generation and supply; (4) repairing of industrial products such as machinery and means of transport.

Prior to 1984, rural industry run by village and cooperative organizations under village was classified as agriculture and was grouped into industry after 1985.

Two statistical reporting units are applied:

(1) **Legal Units** refers to enterprises engaging in industrial production activities, which meet the following requirements: 1. established legally, having their own names, organizations, location, able to take civil responsibility; 2. possess and use their assets independently, take liability, have authority to sign contract with other units; 3. financially independent and compile their own statement of assets and liabilities.

(2) **Industrial Establishment** refers to economic units which located in one single place and engaged in one industrial activity, including financially independent industrial enterprises and non-industrial enterprises (or financially dependent). Industrial establishments generally meet the following requirements: ① one location, one industrial activity; ② industrial production activities are operated and managed separately; 3. conducting finance (income and expenditure) separately.

**State-owned Industry** refers to industrial enterprises where the means of production or income are owned by the state. Joint state-private industries and private industries which existed before 1957 have been transformed into state industries. Statistics on these enterprises has been included in the state-owned industries since 1957 when separation of data is no longer necessary.

**Collective-owned Industry** refers to industrial enterprises where the means of production are owned collectively, including urban and rural enterprises invested by collectives and some enterprises which used to be owned privately registered in industrial and commercial administration agency as collective units through raising fund socially.

**Industry of Other Ownerships** includes private industry enterprises, individual industrial enterprises, industrial enterprises of joint ownership, share holding ownership: (share holding limited companies, limited liability companies) foreign owned industrial enterprises (sole investment, joint venture, and cooperative joint venture); and industrial enterprises invested by overseas Chinese from Hong Kong, Macao, and Taiwan and others.

**Light Industry** refers to industry which produces consumer goods and hand tools. It consists of two categories, depending on the materials used:

(1) Industries using farm products as raw materials. These are branches of light industry which directly or indirectly use farm products as basic raw materials, including the manufacture of food and beverages, tobacco processing, textile, clothing, fur and leather manufacture, paper making, printing, etc.

(2) Industries using non-farm products as raw materials. These are branches of light industry which use manufactured goods as raw materials, including the manufacture of cultural and educational articles, crafts and art products, chemical instruments, and the manufacture of cultural and office machinery.

**Heavy Industry** produces capital goods, which provides various sectors of the national economy with necessary materials and technical basis, and consists of the following three branches according to purpose of production or use of products:

(1) Mining and felling industry refers to industry that extracts natural resources, including extraction of petroleum, coal, metal and non-metal ores and timber felling.

(2) Raw materials industry provides various sectors of the national economy with raw materials, fuels and power. It includes smelting and processing of metals, coke making and coke chemistry, chemical materials and building materials such as cement, plywood, and power petroleum and coal processing.

(3) Manufacturing industry processes raw materials. It includes machine-building industry which equips sectors of the national economy, industry of metal structure and cement works, industry producing means of agricultural production, and industry of chemical fertilizers and pesticides.

**Gross Output Value of Industry** is the total volume of industrial products sold or available for sale in value terms which reflects the total achievements and overall scale of industrial production during a given period. It is calculated with "factory" method, including value of finished products in storage that are up to the standards and the value of industrial services rendered to other units by contracts. No double calculations are to be made within the same enterprises. However, double counting does occur among different enterprises.

Output value of light and heavy industries is also calculated with the "factory" method. Under normal conditions, if the major products of an industrial enterprise belong to light industry products, the gross output value of that enterprise is classified wholly into light industry; the same principle applies to heavy industry.

**Sales Output Value of Industry** refers to total sale value of products produced by industrial enterprises during a given period, including sales of finished goods, value of semi-products, value of industrial services provided to other units, value of products provided for capital construction sector, welfare sector and value of industrial services provided and self-produced equipments within enterprises. Sales of finished goods and semi-products in current are taken into account regardless of their production period.

The coverage, pricing, and calculation method for sales output value of industry are as same as for gross output value of industry except that the former is based on sales of products and the later is based on output of products.

**Value Added of Industry** refers to final results of industrial production of industry in money terms during reference period.

**Original Value of Fixed Assets** refers to original value of all fixed assets owned by industrial enterprises, calculated at the cost paid at the time of purchase, installation, reconstruction, expansion, and technical updating and transformation of the said assets, which includes expenses on purchase, package, transportation, and installation, etc.

**Net Value of Fixed Assets** is obtained by deducting depreciation over years from the original value of fixed assets.

**Working Capital** refers to assets which can be cashed in or spent or consumed in an operating cycle of one year or over one year, which includes cash, various deposits, short term investment, and receivable payment, and advance payment, stock, etc.

**Total Value of Profit and Tax** refers to total value of products sales tax and surcharges and profit of industrial enterprises.

**Ratio of Profit and Tax to Assets** refers to total profit and tax realized in a given period to total assets (net fixed assets plus working capital), which reflects economic efficiency of the assets utilization and is calculated as follows:

$$\text{Ratio of Profit and Tax to Assets (\%)} = \frac{\text{Profit and Tax in Reference Period}}{\text{Average Net Fixed Assets} + \text{Balance of Average Working Capital}} \times 100\%$$

**Ratio of Profit to Total Industrial Cost** refers to profits realized in a given period to total cost in the same period, which reflects economic efficiency of input cost and is calculated as follows:

$$\text{Ratio of Profit to Total Industrial Cost (\%)} = \frac{\text{Total Value of Profits}}{\text{Total Value of Input Cost}} \times 100\%$$

**Value Added Rate of Industry** refers to the ratio of value added of industry in a given period to gross output value in the same period, which reflects the economic efficiency of decreasing intermediate input and is calculated as follows:

$$\text{Value Added Rate of Industry (\%)} = \frac{\text{Value Added of Industry (Current Price)}}{\text{Gross Output Value (Current Price)}} \times 100\%$$

**Turnover of Working Capital** refers to times of turnover of working capital in a given period of time, which reflects the speed of working capital turnovers and is calculated as follows:

$$\text{Turnover of Working Capital (\%)} = \frac{\text{Sales Revenue of Products}}{\text{Balance of Total Average Working Capital}} \times 100\%$$

**Sales Rate of Industrial Products** refers to total sales output value in a given period to gross output value in the same period, which reflects the extent of industrial output sold and is calculated as follows:

$$\text{Sales Rate of Industrial Products (\%)} = \frac{\text{Sales Output Value at Current Price}}{\text{Gross Output Value at Current Price}} \times 100\%$$

**Sales Revenue of Industrial Products** refers to revenue from sales of products by industrial enterprises and revenue from service provided and etc.

**Factory Cost of Output Sales** refers to actual cost of products of industrial enterprises, industrial services provided, and etc. .

**Labor Productivity of Industrial Enterprises** refers to the average output per person of staff and workers in industrial enterprises. At present, gross output value and average staff and workers of an industrial enterprises are used to calculate labor productivity. The formula used is:

$$\text{Overall Labor Productivity} = \frac{\text{Gross Output Value of Industry}}{\text{Average Number of Staff and Workers}}$$

For the reason of comparison of labor productivity for different years, labor productivity of the years before 1990 has been adjusted on the basis of 1990 constant prices.

**Labor Productivity in Physical Terms** refers to the average output of products produced during a given unit of time by each worker and staff (or each worker), which reflects the efficiency of workers and staff (or workers) in the production through physical output. The formulae applied are:

$$\text{Physical Labor Productivity of Total Workers and staff} = \frac{\text{Output of Products}}{\text{Average Number of Total workers and Staff}}$$

$$\text{Physical Labor Productivity of Workers} = \frac{\text{Output of Products}}{\text{Average Number of Workers and Apprentices}}$$

The output of products in the above formula refers to products produced during the reference period that meet the quality standards, excluding defective products.





十三 建筑业

CONSTRUCTION





13-1 建筑业企业概况  
MAJOR INDICATORS FOR CONSTRUCTION

| 年 份<br>Year  | 总计<br>Total | 施工企业<br>Construction Enterprises |                                       |          | 附营施工<br>单 位<br>Affiliated<br>Construction<br>Units | 农村建筑队<br>Rural<br>Construc-<br>tion Teams |
|--|-------------|----------------------------------|---------------------------------------|----------|--|---|
|  |             | 国有企业<br>State-<br>Owned          | 集体企业<br>Urban<br>Collective-<br>Owned |          |  |   |
| <b>企业单位数(个)</b><br>Number of Enterprises                   |             |                                  |                                       |          |  |   |
| 1980   | 57 404      | 6 604                            | 1 996                                 | 4 608    |  | 50 800                                    |
| 1981   | 55 627      | 7 327                            | 2 586                                 | 4 741    |  | 48 300                                    |
| 1982   | 61 584      | 7 884                            | 2 808                                 | 5 076    |  | 53 800                                    |
| 1983   | 66 653      | 8 983                            | 2 215                                 | 6 768    | 670  | 57 000                                    |
| 1984   | 90 141      | 9 062                            | 2 338                                 | 6 724    | 679  | 80 400                                    |
| 1985   | 93 750      | 10 351                           | 2 586                                 | 7 765    | 799  | 82 600                                    |
| 1986   | 88 771      | 11 729                           | 2 752                                 | 8 977    | 856  | 76 186                                    |
| 1987   | 87 474      | 12 809                           | 2 972                                 | 9 837    | 816  | 73 849                                    |
| 1988   | 87 224      | 13 265                           | 2 929                                 | 10 336   | 869  | 73 090                                    |
| 1989   | 80 106      | 12 170                           | 2 991                                 | 9 179    | 936  | 67 000                                    |
| 1990   | 74 145      | 12 275                           | 3 223                                 | 9 052    | 1 052  | 60 818                                    |
| 1991   | 73 094      | 12 565                           | 3 378                                 | 9 187    | 1 260  | 59 269                                    |
| 1992   | 77 857      | 13 260                           | 3 709                                 | 9 551    | 1 276  | 63 321                                    |
| 1993   | 94 582      | 20 998                           | 6 363                                 | 14 130   | 3 098  | 70 486                                    |
| <b>从业人员(万人)</b><br>Employment (10 000 persons)             |             |                                  |                                       |          |  |   |
| 1980   | 982.7       | 648.0                            | 481.8                                 | 162.0    |  | 334.7                                     |
| 1981   | 1 034.0     | 685.2                            | 509.3                                 | 175.9    |  | 348.8                                     |
| 1982   | 1 115.3     | 733.0                            | 532.9                                 | 200.1    |  | 421.3                                     |
| 1983   | 1 285.3     | 740.3                            | 482.2                                 | 258.1    | 62.3   | 482.7                                     |
| 1984   | 1 531.2     | 787.0                            | 493.5                                 | 293.5    | 60.7   | 683.5                                     |
| 1985   | 1 701.4     | 849.1                            | 514.3                                 | 334.8    | 62.4   | 789.9                                     |
| 1986   | 1 800.6     | 913.6                            | 537.2                                 | 376.4    | 80.1   | 806.9                                     |
| 1987   | 1 852.5     | 945.3                            | 539.4                                 | 405.9    | 78.8   | 824.8                                     |
| 1988   | 1 899.4     | 968.2                            | 546.9                                 | 421.3    | 76.6   | 854.6                                     |
| 1989   | 1 773.4     | 928.2                            | 538.1                                 | 390.1    | 76.6   | 768.6                                     |
| 1990   | 1 716.7     | 926.5                            | 536.8                                 | 389.7    | 84.2   | 706.0                                     |
| 1991   | 1 783.3     | 971.4                            | 552.0                                 | 419.4    | 86.9   | 725.0                                     |
| 1992   | 1 961.2     | 1 065.7                          | 589.4                                 | 476.3    | 91.8   | 803.6                                     |
| 1993   | 2 156.7     | 1 138.1                          | 631.5                                 | 455.7    |  | 926.8                                     |
| <b>总产值(亿元)</b><br>Gross Output Value<br>(100 000 000 yuan) |             |                                  |                                       |          |  |   |
| 1980   | 346.98      | 286.93                           | 220.90                                | 66.03    |  | 60.05                                     |
| 1981   | 352.58      | 282.30                           | 213.70                                | 68.60    |  | 70.28                                     |
| 1982   | 445.71      | 345.33                           | 258.03                                | 87.30    |  | 100.38                                    |
| 1983   | 555.74      | 385.36                           | 264.36                                | 121.00   | 34.18  | 136.20                                    |
| 1984   | 733.69      | 476.46                           | 330.87                                | 145.59   | 40.69  | 216.54                                    |
| 1985   | 985.10      | 626.59                           | 426.00                                | 200.59   | 48.51  | 310.00                                    |
| 1986   | 1 330.80    | 739.53                           | 498.29                                | 241.24   | 68.54  | 522.73                                    |
| 1987   | 1 603.61    | 875.83                           | 583.29                                | 292.54   | 76.82  | 650.96                                    |
| 1988   | 1 959.42    | 1 043.37                         | 688.68                                | 354.69   | 88.28  | 827.77                                    |
| 1989   | 2 169.48    | 1 178.98                         | 774.57                                | 404.41   | 104.00   | 886.50                                    |
| 1990   | 1 947.58    | 1 222.89                         | 813.07                                | 409.82   | 122.12   | 602.56                                    |
| 1991   | 2 284.78    | 1 425.48                         | 923.63                                | 501.85   | 138.85   | 720.45                                    |
| 1992   | 3 298.70    | 1 989.90                         | 1 247.59                              | 742.31   | 184.54   | 1 124.26                                  |
| 1993   | 5 498.35    | 3 253.53                         | 2 054.83                              | 1 163.85 |  | 2 060.28                                  |

注：1993年附营施工企业缺从业人员、总产值数，总计中是用上年的数字代替的。

a) Due to lack of personnel and gross output value in 1993, figures for total are using the preceding year instead.

13-2 建筑施工企业主要经济指标 (1993年)

| 指 标             | Item   | 合 计      |                     |
|-----------------|--|----------|---------------------|
|                 |  | Total    | 国有经济<br>State-Owned |
| 施工企业单位个数 (个)    | Construction Enterprises                                       | 20 998.0 | 6 363.0             |
| 年底全部职工实有人数 (万人) | Staff and Workers(year-end)<br>(10 000 persons)                | 1 096.7  | 631.5               |
| 全部职工年平均人数 (万人)  | Staff and Workers(annual average)<br>(10 000 persons)          | 1 100.8  | 639.9               |
| 自有固定资产原价 (亿元)   | Fixed Assets Owned(original value)<br>(100 000 000 yuan)       | 1 069.0  | 799.1               |
| 自有固定资产净价 (亿元)   | Fixed Assets Owned(net value)<br>(100 000 000 yuan)            | 795.6    | 584.8               |
| 自有机械设备台数 (万台)   | Machinery and Equipment<br>(10 000 set)                        | 260.8    | 130.9               |
| 自有机械设备净价 (亿元)   | Machinery and Equipment Owned(net value)<br>(100 000 000 yuan) | 467.2    | 284.8               |
| 自有机械设备总功率 (万千瓦) | Power of Machinery and Equipment Owned<br>(10 000 kw)          | 4 948.9  | 3 323.8             |
| 总 产 值 (亿元)      | Gross Output Value<br>(100 000 000 yuan)                       | 3 253.5  | 2 054.8             |
| 增加值 (亿元)        | Value-Added<br>(100 000 000 yuan)                              | 840.7    | 553.0               |
| #固定资产折旧 (亿元)    | Depreciation on Fixed Assets<br>(100 000 000 yuan)             | 53.3     | 40.0                |
| 应付工资 (亿元)       | Wages<br>(100 000 000 yuan)                                    | 412.6    | 259.3               |
| 应付福利基金 (亿元)     | Welfare Funds<br>(100 000 000 yuan)                            | 40.0     | 25.4                |
| 工程结算税金及附加 (亿元)  | Taxes and added<br>(100 000 000 yuan)                          | 88.3     | 54.4                |
| 税金 (亿元)         | Taxes<br>(100 000 000 yuan)                                    | 8.0      | 4.2                 |
| 工程结算利润 (亿元)     | Profits<br>(100 000 000 yuan)                                  | 224.1    | 156.5               |
| 施工面积 (万平方米)     | Floor Space of Buildings Under Construction<br>(10 000 sq. m)  | 65 374.2 | 32 118.1            |
| 竣工面积 (万平方米)     | Floor Space of Buildings Completed<br>(10 000 sq. m)           | 28 684.8 | 12 085.4            |
| 利润总额 (亿元)       | Total Profits<br>(100 000 000 yuan)                            | 64.7     | 40.9                |
| 利税总额 (亿元)       | Taxes Paid<br>(100 000 000 yuan)                               | 160.9    | 99.5                |
| 全员劳动生产率         | Overall Labor Productivity                                     |          |                     |
| 按总产值计算 (元/人)    | In Terms of Gross Output Value<br>(yuan/person)                | 24 213.7 | 27 419.0            |
| 按增加值计算 (元/人)    | In Terms of Construction Value<br>(yuan/person)                | 6 257.0  | 7 379.3             |
| 技术装备率 (元/人)     | Per Capita Machinery Value<br>(yuan/person)                    | 4 259.6  | 4 510.3             |
| 动力装备率 (瓦/人)     | Per Capita Machinery Capacity<br>(kw/person)                   | 4.5      | 5.3                 |
| 房屋建筑面积竣工率 (%)   | Rate of Buildings Completed (%)                                | 43.9     | 37.6                |
| 工程质量优良品率 (%)    | Rate of High Quality Projects (%)                              | 38.8     | 46.1                |
| 产值利润率 (%)       | Rate of Profit/Gross Output Value (%)                          | 2.0      | 2.0                 |
| 产值利税率 (%)       | Rate of Profit&Taxe/Gross Output Value (%)                     | 4.9      | 4.8                 |

MAJOR ECONOMIC INDICATORS OF CONSTRUCTION ENTERPRISES (1993)

| 集体经济<br>Collective-<br>Owned | 联营经济<br>Joint<br>Management | 股份制<br>经济<br>Stock<br>Ownership | 外商投资<br>经济<br>Foreign<br>Investment | 港澳台投资<br>经济<br>Investment<br>from HongKong<br>Marco and Taiwan | 其他<br>经济<br>Other |
|------------------------------|-----------------------------|---------------------------------|-------------------------------------|--|-------------------|
| 14 130.0                     | 76.0                        | 83.0                            | 140.0                               | 173.0  | 5.0               |
| 455.7                        | 1.6                         | 5.2                             | 1.2                                 | 1.2  | 0.1               |
| 451.3                        | 1.6                         | 5.2                             | 1.2                                 | 1.2  | 0.1               |
| 259.6                        | 1.2                         | 6.1                             | 1.7                                 | 1.1  | 0.1               |
| 202.5                        | 0.9                         | 4.7                             | 1.5                                 | 0.9  |                   |
| 127.6                        | 0.5                         | 0.9                             | 0.5                                 | 0.4  |                   |
| 179.4                        | 0.6                         | 1.1                             | 0.7                                 | 0.5  |                   |
| 1 582.1                      | 6.1                         | 15.9                            | 6.2                                 | 14.0   | 0.5               |
| 1 163.9                      | 6.9                         | 14.8                            | 5.3                                 | 7.3  | 0.1               |
| 279.3                        | 1.0                         | 3.5                             | 1.6                                 | 2.2  | 0.1               |
| 12.8                         | 0.1                         | 0.3                             | 0.1                                 | 0.1  |                   |
| 150.5                        | 0.5                         | 1.2                             | 0.4                                 | 0.6  |                   |
| 14.3                         |                             | 0.1                             |                                     | 0.1  |                   |
| 32.9                         | 0.1                         | 0.4                             | 0.2                                 | 0.3  |                   |
| 3.7                          |                             |                                 |                                     |  |                   |
| 63.9                         | 0.3                         | 1.4                             | 0.9                                 | 1.2  |                   |
| 32 724.1                     | 124.6                       | 271.3                           | 85.9                                | 32.6   | 6.1               |
| 16 379.0                     | 55.1                        | 105.6                           | 33.4                                | 17.1   | 3.0               |
| 21.9                         |                             | 0.9                             | 0.4                                 | 0.5  |                   |
| 58.5                         | 0.1                         | 1.3                             | 0.6                                 | 0.8  |                   |
| 20 238.5                     | 25 647.5                    | 29 593.9                        | 5 973.4                             | 31 906.3   | 17 835.9          |
| 4 857.0                      | 3 695.6                     | 7 043.6                         | 1 768.1                             | 9 449.3  | 6 010.8           |
| 3 935.8                      | 3 593.7                     | 2 130.6                         | 5 665.2                             | 4 311.1  | 356.4             |
| 3.5                          | 3.9                         | 3.1                             | 5.1                                 | 11.3   | 5.0               |
| 50.1                         | 44.3                        | 38.9                            | 38.9                                | 52.5   | 48.6              |
| 33.6                         | 33.6                        | 27.9                            | 26.2                                | 33.3   | 9.1               |
| 1.9                          |                             | 6.4                             | 8.1                                 | 7.3  | 2.7               |
| 5.0                          | 2.1                         | 9.1                             | 11.7                                | 11.7   | 5.2               |

13-3 建筑业总产值构成 (1993年)  
TOTAL CONSTRUCTION OUTPUT VALUE (1993)

单位: 万元

(10 000 yuan)

| 地区 Region          | 建筑业总产值<br>Total | 建筑工程产值<br>Construction<br>Output value | 安装工程产值<br>Construction<br>and Installation | 房屋、构筑物<br>修理产值<br>Building<br>Repair and<br>Maintenance | 非标准设备<br>制造产值<br>Non-Standard<br>Equipment<br>Manufacture |
|--------------------|-----------------|--|--|---|---|
| 全国 National        | 32 535 297      | 28 476 126                             | 3 372 429                                  | 469 781   | 216 961   |
| 北京 Beijing         | 2 106 545       | 1 860 372                              | 174 373                                    | 67 289  | 4 511   |
| 天津 Tianjin         | 605 935         | 544 511                                | 49 420                                     | 6 454   | 5 549   |
| 河北 Hebei           | 1 601 928       | 1 369 213                              | 208 479                                    | 7 011   | 17 226  |
| 山西 Shanxi          | 864 224         | 739 671                                | 108 118                                    | 8 937   | 7 498   |
| 内蒙古 Inner Mongolia | 712 390         | 603 333                                | 78 810                                     | 27 792  | 2 454   |
| 辽宁 Liaoning        | 3 186 542       | 2 611 658                              | 429 987                                    | 104 568   | 40 330  |
| 吉林 Jilin           | 1 087 963       | 947 327                                | 124 530                                    | 12 249  | 3 857   |
| 黑龙江 Heilongjiang   | 1 528 188       | 1 268 259                              | 221 108                                    | 29 102  | 9 719   |
| 上海 Shanghai        | 997 983         | 795 634                                | 186 177                                    | 7 822   | 8 350   |
| 江苏 Jiangsu         | 1 946 716       | 1 671 705                              | 243 033                                    | 21 982  | 9 997   |
| 浙江 Zhejiang        | 1 252 329       | 1 108 084                              | 117 809                                    | 18 282  | 8 154   |
| 安徽 Anhui           | 569 109         | 497 888                                | 60 726                                     | 4 830   | 5 665   |
| 福建 Fujian          | 852 666         | 769 605                                | 72 651                                     | 6 038   | 4 372   |
| 江西 Jiangxi         | 502 643         | 449 393                                | 47 185                                     | 3 486   | 2 579   |
| 山东 Shandong        | 1 410 939       | 1 160 144                              | 225 510                                    | 13 356  | 11 929  |
| 河南 Henan           | 1 012 547       | 863 170                                | 130 283                                    | 7 884   | 11 210  |
| 湖北 Hubei           | 1 199 016       | 1 086 124                              | 95 607                                     | 13 046  | 4 238   |
| 湖南 Hunan           | 817 781         | 718 419                                | 73 807                                     | 16 790  | 8 764   |
| 广东 Guangdong       | 4 560 600       | 4 282 545                              | 229 335                                    | 41 057  | 7 663   |
| 广西 Guangxi         | 686 803         | 625 331                                | 46 071                                     | 8 558   | 6 842   |
| 海南 Hainan          | 120 504         | 117 396                                | 2 052                                      | 865   | 192   |
| 四川 Sichuan         | 2 044 121       | 1 829 515                              | 179 242                                    | 21 979  | 13 384  |
| 贵州 Guizhou         | 376 533         | 336 366                                | 34 088                                     | 4 271   | 1 807   |
| 云南 Yunnan          | 370 374         | 358 902                                | 7 725                                      | 3 160   | 588   |
| 西藏 Tibet           | 24 189          | 22 300                                 | 1 830                                      | 13  | 46  |
| 陕西 Shaanxi         | 751 613         | 687 248                                | 59 475                                     | 1 281   | 3 609   |
| 甘肃 Gansu           | 410 030         | 334 364                                | 61 913                                     | 2 690   | 11 063  |
| 青海 Qinghai         | 132 007         | 112 918                                | 17 010                                     | 1 441   | 638   |
| 宁夏 Ningxia         | 156 638         | 135 039                                | 19 065                                     | 2 319   | 215   |
| 新疆 Xinjiang        | 646 441         | 569 689                                | 67 009                                     | 5 230   | 4 512   |

## 13-4 按经济类型分的建筑业总产值 (1993年)

## TOTAL CONSTRUCTION OUTPUT VALUE BY TYPE OF OWNERSHIP (1993)

单位: 万元

(10 000 yuan)

| 地区<br>Region          | 建筑业<br>总产值<br>Total | 国有经济                      | 集体经济                     | 联营经济                | 股份制<br>经济          | 外商投资<br>经济            | 港澳台投资<br>经济  | 其他<br>经济<br>Other |
|-----------------------|---------------------|---------------------------|--------------------------|---------------------|--------------------|-----------------------|--|-------------------|
|                       |                     | State-<br>State-<br>Owned | Collec-<br>tive<br>Owned | Joint<br>Management | Stock<br>Ownership | Foreign<br>Investment | Investment<br>from Hong<br>Kong, Marco<br>and Taiwan |                   |
| 全国<br>National        | 32 535 297          | 20 548 322                | 11 638 519               | 69 379              | 147 724            | 52 908                | 72 631   | 1 489             |
| 北京<br>Beijing         | 2 106 545           | 1 353 240                 | 730 751                  | 2 792               | 762                | 4 566                 | 14 435   |                   |
| 天津<br>Tianjin         | 605 935             | 597 660                   | 8 275                    |                     |                    |                       |  |                   |
| 河北<br>Hebei           | 1 601 928           | 1 179 784                 | 413 693                  | 50                  | 6 630              | 340                   | 806  |                   |
| 山西<br>Shanxi          | 864 224             | 779 570                   | 82 594                   | 786                 | 507                | 768                   |  |                   |
| 内蒙古<br>Inner Mongolia | 712 390             | 428 880                   | 273 686                  | 1 023               | 5 750              | 1 893                 | 456  |                   |
| 辽宁<br>Liaoning        | 3 186 542           | 1 625 099                 | 1 446 673                | 3 980               | 96 085             | 10 488                | 4 192  | 15                |
| 吉林<br>Jilin           | 1 087 963           | 807 031                   | 284 023                  | 105                 | 894                | 1 216                 |  |                   |
| 黑龙江<br>Heilongjiang   | 1 528 188           | 983 440                   | 535 637                  | 2 837               | 5 070              | 1 144                 | 60   |                   |
| 上海<br>Shanghai        | 997 983             | 997 983                   |                          |                     |                    |                       |  |                   |
| 江苏<br>Jiangsu         | 1 946 716           | 1 047 257                 | 868 656                  | 21 195              | 250                | 3 806                 | 5 552  |                   |
| 浙江<br>Zhejiang        | 1 252 329           | 359 683                   | 876 409                  | 2 632               | 6 070              | 6 726                 | 628  |                   |
| 安徽<br>Anhui           | 569 109             | 383 082                   | 179 417                  |                     | 5 310              | 742                   | 462  |                   |
| 福建<br>Fujian          | 852 666             | 468 893                   | 356 055                  | 15 663              | 121                | 2 130                 | 8 330  | 1 474             |
| 江西<br>Jiangxi         | 502 643             | 344 089                   | 158 554                  |                     |                    |                       |  |                   |
| 山东<br>Shandong        | 1 410 939           | 933 192                   | 466 589                  | 20                  | 1 359              | 1 714                 | 8 066  |                   |
| 河南<br>Henan           | 1 012 547           | 757 953                   | 250 779                  | 1 044               | 1 615              | 848                   | 308  |                   |
| 湖北<br>Hubei           | 1 199 016           | 902 713                   | 290 965                  |                     | 1 155              | 3 189                 | 918  |                   |
| 湖南<br>Hunan           | 817 781             | 542 386                   | 274 383                  | 93                  | 584                | 320                   |  |                   |
| 广东<br>Guangdong       | 4 560 600           | 2 023 798                 | 2 492 718                | 3 186               | 4 536              | 11 741                | 24 153   |                   |
| 广西<br>Guangxi         | 686 803             | 486 286                   | 200 517                  |                     |                    |                       |  |                   |
| 海南<br>Hainan          | 120 504             | 51 713                    | 57 139                   | 11 652              |                    |                       |  |                   |
| 四川<br>Sichuan         | 2 044 121           | 1 420 510                 | 608 948                  | 510                 | 8 314              | 734                   | 3 908  |                   |
| 贵州<br>Guizhou         | 376 533             | 266 255                   | 109 738                  | 11                  | 111                | 418                   |  |                   |
| 云南<br>Yunnan          | 370 374             | 177 110                   | 192 256                  |                     | 651                |                       | 357  |                   |
| 西藏<br>Tibet           | 24 189              | 21 221                    | 2 908                    |                     |                    |                       |  |                   |
| 陕西<br>Shaanxi         | 751 613             | 650 865                   | 100 649                  |                     |                    | 99                    |  |                   |
| 甘肃<br>Gansu           | 410 030             | 310 730                   | 99 299                   |                     |                    |                       |  |                   |
| 青海<br>Qinghai         | 132 007             | 110 407                   | 21 601                   |                     |                    |                       |  |                   |
| 宁夏<br>Ningxia         | 156 638             | 107 342                   | 47 497                   | 1 800               |                    |                       |  |                   |
| 新疆<br>Xinjiang        | 646 441             | 436 150                   | 208 110                  |                     | 1 949              | 26                    |  |                   |



13-5 按所含专业分的建筑业总产值 (1993年)  
TOTAL OUTPUT VALUE OF CONSTRUCTION (1993)

单位: 万元

(10 000 yuan)

| 地区<br>Region            | 建筑业<br>总产值<br>Total | 土木工程<br>建筑业产值<br>Construc-<br>tion Output<br>Value of<br>Civil<br>Engineering |                  |                     |           | 铁路、隧道<br>公路、桥梁<br>建筑业<br>Railways,<br>Tunnels,<br>Highways,<br>and Bridges | 线路管道<br>设备安装业<br>Output<br>Value of<br>Line and<br>Equipments<br>Installation | 设备<br>安装业<br>Equipment<br>Installati-<br>on | 建筑物<br>装修<br>装饰业<br>Output<br>Value of<br>Buildings<br>Decorated |
|-------------------------|---------------------|---|------------------|---------------------|-----------|--|---|---|--|
|                         |                     |   | 房屋建筑<br>Building | 矿 山<br>建筑业<br>Mines |           |  |   |   |  |
| 全 国<br>National         | 32 535 297          | 28 335 887  | 21 332 219       | 480 672             | 3 684 749 | 3 166 398  | 1 683 073   | 1 033 012                                   |  |
| 北 京<br>Beijing          | 2 106 545           | 1 703 863   | 1 505 673        | 690                 | 148 463   | 346 277  | 83 106  | 56 405                                      |  |
| 天 津<br>Tianjin          | 605 935             | 512 336   | 364 429          | 300                 | 84 217    | 93 599   | 38 672  |   |  |
| 河 北<br>Hebei            | 1 601 928           | 1 412 706   | 1 024 496        | 66 025              | 179 770   | 183 676  | 111 754   | 5 546                                       |  |
| 山 西<br>Shanxi           | 864 224             | 751 721   | 370 165          | 30 862              | 275 048   | 110 500  | 27 211  | 2 003                                       |  |
| 内 蒙 古<br>Inner Mongolia | 712 390             | 610 462   | 486 872          | 11 553              | 65 562    | 97 316   | 67 237  | 4 612                                       |  |
| 辽 宁<br>Liaoning         | 3 186 542           | 2 723 683   | 2 087 715        | 55 858              | 242 021   | 410 558  | 268 595   | 52 301                                      |  |
| 吉 林<br>Jilin            | 1 087 963           | 1 007 133   | 814 748          | 8 761               | 63 450    | 67 925   | 37 199  | 12 905                                      |  |
| 黑 龙 江<br>Heilongjiang   | 1 528 188           | 1 309 223   | 996 240          | 22 738              | 211 518   | 198 765  | 98 474  | 20 200                                      |  |
| 上 海<br>Shanghai         | 997 983             | 865 861   | 622 402          |                     | 109 851   | 132 122  | 39 534  |   |  |
| 江 苏<br>Jiangsu          | 1 946 716           | 1 684 200   | 1 437 783        | 18 730              | 111 421   | 210 073  | 138 871   | 52 443                                      |  |
| 浙 江<br>Zhejiang         | 1 252 329           | 1 133 763   | 949 102          | 5 932               | 75 919    | 92 244   | 59 505  | 26 322                                      |  |
| 安 徽<br>Anhui            | 569 109             | 537 917   | 364 020          | 79 048              | 50 919    | 28 521   | 19 021  | 2 670                                       |  |
| 福 建<br>Fujian           | 852 666             | 755 268   | 541 355          | 4 455               | 102 047   | 78 791   | 25 866  | 18 607                                      |  |
| 江 西<br>Jiangxi          | 502 643             | 463 070   | 354 265          | 3 461               | 74 436    | 37 119   | 25 318  | 2 454                                       |  |
| 山 东<br>Shandong         | 1 410 939           | 1 179 585   | 872 278          | 52 558              | 145 280   | 186 388  | 112 482   | 44 966                                      |  |
| 河 南<br>Henan            | 1 012 547           | 858 658   | 532 313          | 49 733              | 160 629   | 143 759  | 99 232  | 10 130                                      |  |
| 湖 北<br>Hubei            | 1 199 016           | 1 082 024   | 742 723          |                     | 122 016   | 110 185  | 64 173  | 6 807                                       |  |
| 湖 南<br>Hunan            | 817 781             | 763 108   | 567 415          | 5 503               | 119 181   | 48 308   | 30 706  | 6 365                                       |  |
| 广 东<br>Guangdong        | 4 560 600           | 3 718 804   | 2 987 623        | 91                  | 349 833   | 174 820  | 102 082   | 666 975                                     |  |
| 广 西<br>Guangxi          | 686 803             | 632 941   | 485 620          | 2 169               | 73 859    | 52 976   | 15 694  | 885   |  |
| 海 南<br>Hainan           | 120 504             | 120 504   | 99 687           |                     | 19 154    |  |   |   |  |
| 四 川<br>Sichuan          | 2 044 121           | 1 875 757   | 1 451 322        | 10 672              | 246 630   | 149 202  | 94 799  | 19 162                                      |  |
| 贵 州<br>Guizhou          | 376 533             | 365 115   | 262 739          | 2 666               | 32 946    | 4 588  | 2 863   | 6 830                                       |  |
| 云 南<br>Yunnan           | 370 374             | 362 832   | 264 204          | 6 754               | 85 828    | 1 763  | 427   | 5 780                                       |  |
| 西 藏<br>Tibet            | 24 189              | 24 189  | 16 804           |                     | 7 316     |  |   |   |  |
| 陕 西<br>Shaanxi          | 751 613             | 687 585   | 253 994          | 28 128              | 342 701   | 62 756   | 50 632  | 1 272                                       |  |
| 甘 肃<br>Gansu            | 410 030             | 321 803   | 248 278          | 8 980               | 47 754    | 86 841   | 38 644  | 1 385                                       |  |
| 青 海<br>Qinghai          | 132 007             | 120 109   | 59 223           | 1 411               | 14 716    | 11 898   | 6 887   |   |  |
| 宁 夏<br>Ningxia          | 156 638             | 148 738   | 122 569          |                     | 12 999    | 7 195  | 751   | 705   |  |
| 新 疆<br>Xinjiang         | 646 441             | 602 929   | 446 164          | 3 594               | 108 266   | 38 232   | 23 340  | 5 279                                       |  |

13-6 房屋建筑面积 (1993年)  
FLOOR SPACE OF BUILDING CONSTRUCTION (1993)

单位: 万平方米

(10 000 sq. m)

| 地区<br>Region          | 房屋建筑面积<br>Floor Space of Building<br>Construction |                   | 国有经济企业<br>State-Owned<br>Construction Enterprises |                   | 集体经济企业<br>Collective-Owned<br>Construction Enterprises |                   |
|-----------------------|---|-------------------|---|-------------------|--|-------------------|
|                       | 施工面积<br>Under<br>Construction                     | 竣工面积<br>Completed | 施工面积<br>Under<br>Construction                     | 竣工面积<br>Completed | 施工面积<br>Under<br>Construction                          | 竣工面积<br>Completed |
| 全国<br>National        | 65 374.2  | 28 684.8          | 32 118.1  | 12 085.4          | 32 724.1   | 16 379.0          |
| 北京<br>Beijing         | 3 499.1   | 1 427.6           | 2 077.1   | 693.4             | 1 410.7  | 730.4             |
| 天津<br>Tianjin         | 835.7   | 295.3             | 793.4   | 273.3             | 42.3   | 22.0              |
| 河北<br>Hebei           | 3 366.0   | 1 572.7           | 1 904.5   | 776.4             | 1 442.8  | 787.0             |
| 山西<br>Shanxi          | 1 231.1   | 455.7             | 917.2   | 294.7             | 311.4  | 159.8             |
| 内蒙古<br>Inner Mongolia | 1 151.5   | 509.7             | 540.0   | 202.0             | 592.9  | 300.0             |
| 辽宁<br>Liaoning        | 5 347.2   | 2 445.4           | 2 372.1   | 954.7             | 2 793.7  | 1 428.1           |
| 吉林<br>Jilin           | 1 684.7   | 995.1             | 1 124.1   | 597.0             | 552.9  | 394.1             |
| 黑龙江<br>Heilongjiang   | 2 383.4   | 1 336.1           | 1 131.0   | 564.4             | 1 231.1  | 757.9             |
| 上海<br>Shanghai        | 1 186.3   | 398.9             | 1 186.3   | 398.9             |  |                   |
| 江苏<br>Jiangsu         | 3 879.1   | 1 869.1           | 1 801.3   | 772.6             | 2 045.5  | 1 077.1           |
| 浙江<br>Zhejiang        | 3 413.1   | 1 222.7           | 779.8   | 201.1             | 2 588.6  | 1 008.6           |
| 安徽<br>Anhui           | 1 618.9   | 566.9             | 729.9   | 221.6             | 869.0  | 337.3             |
| 福建<br>Fujian          | 1 863.7   | 747.2             | 723.3   | 233.2             | 1 103.5  | 500.7             |
| 江西<br>Jiangxi         | 1 658.9   | 676.6             | 704.1   | 281.3             | 954.8  | 395.3             |
| 山东<br>Shandong        | 2 741.1   | 1 173.8           | 1 382.7   | 495.8             | 1 350.0  | 673.2             |
| 河南<br>Henan           | 2 476.2   | 1 015.0           | 1 443.3   | 520.1             | 1 019.7  | 485.8             |
| 湖北<br>Hubei           | 2 705.4   | 2 023.6           | 1 439.3   | 480.9             | 1 257.5  | 1 541.6           |
| 湖南<br>Hunan           | 1 869.5   | 802.2             | 867.9   | 334.6             | 1 001.6  | 467.6             |
| 广东<br>Guangdong       | 10 330.8  | 3 593.3           | 3 520.2   | 1 114.8           | 6 762.3  | 2 454.7           |
| 广西<br>Guangxi         | 1 509.6   | 606.6             | 826.1   | 264.8             | 683.5  | 341.7             |
| 海南<br>Hainan          | 248.5   | 107.4             | 103.4   | 35.8              | 123.0  | 62.0              |
| 四川<br>Sichuan         | 4 936.2   | 2 249.5           | 2 563.7   | 1 062.7           | 2 343.0  | 1 174.4           |
| 贵州<br>Guizhou         | 1 250.4   | 597.2             | 624.2   | 238.2             | 626.0  | 358.9             |
| 云南<br>Yunnan          | 546.4   | 326.9             | 201.2   | 108.1             | 343.9  | 217.8             |
| 西藏<br>Tibet           | 26.9  | 20.3              | 20.3  | 14.0              | 6.2  | 5.9               |
| 陕西<br>Shaanxi         | 1 061.1   | 389.2             | 674.3   | 211.0             | 386.8  | 178.3             |
| 甘肃<br>Gansu           | 781.5   | 329.2             | 523.2   | 197.3             | 258.3  | 132.0             |
| 青海<br>Qinghai         | 188.0   | 87.2              | 129.8   | 56.5              | 58.2   | 30.7              |
| 宁夏<br>Ningxia         | 410.0   | 285.1             | 298.8   | 209.2             | 106.8  | 74.0              |
| 新疆<br>Xinjiang        | 1 173.8   | 559.1             | 715.7   | 276.9             | 458.1  | 282.2             |

13-7 建筑业企业个数及建筑业企业从业人数 (1993年)  
 NUMBER OF ENTERPRISES AND STAFF AND WORKERS OF  
 CONSTRUCTION ENTERPRISES BY REGION (1993)

| 地区<br>Region       | 施工企业个数<br>(个)<br>Number of<br>Construction<br>Enterprises | 从业人员<br>年末人数<br>(万人)<br>Employment of<br>Construction<br>(year-end)<br>(10 000 person) | 职工人数<br>Staff<br>and<br>workers | 从业人员<br>平均人数<br>(万人)<br>Employment of<br>Construction<br>(annual<br>average)<br>(10 000 person) | 职工人数<br>Staff<br>and<br>workers | 从事建筑业<br>生产的平均人数<br>(人)<br>Employment of<br>Construction<br>production<br>(annual average)<br>(person) |
|--------------------|---|--|---------------------------------|---|---------------------------------|--|
| 全国 National        | 20 998  | 1 138.14   | 1 096.75                        | 1 145.13  | 1 100.83                        | 1 343.67   |
| 北京 Beijing         | 1 098   | 72.83  | 70.69                           | 70.72   | 68.68                           | 75.94  |
| 天津 Tianjin         | 54  | 14.26  | 14.16                           | 13.96   | 13.86                           | 17.99  |
| 河北 Hebei           | 942   | 64.98  | 64.37                           | 66.99   | 66.36                           | 78.00  |
| 山西 Shanxi          | 460   | 36.95  | 34.38                           | 38.96   | 35.59                           | 38.52  |
| 内蒙古 Inner Mongolia | 667   | 29.84  | 29.41                           | 34.15   | 33.52                           | 33.51  |
| 辽宁 Liaoning        | 2 425   | 114.29   | 110.75                          | 123.29  | 118.18                          | 141.88   |
| 吉林 Jilin           | 918   | 33.44  | 33.37                           | 36.40   | 36.24                           | 42.59  |
| 黑龙江 Heilongjiang   | 1 538   | 58.72  | 57.20                           | 65.16   | 62.47                           | 67.96  |
| 上海 Shanghai        | 44  | 14.27  | 13.83                           | 14.57   | 14.23                           | 22.14  |
| 江苏 Jiangsu         | 766   | 63.14  | 60.61                           | 61.41   | 58.42                           | 69.64  |
| 浙江 Zhejiang        | 864   | 36.66  | 35.50                           | 33.94   | 32.89                           | 41.29  |
| 安徽 Anhui           | 429   | 34.57  | 33.66                           | 33.40   | 32.26                           | 32.91  |
| 福建 Fujian          | 614   | 23.46  | 22.55                           | 21.85   | 20.94                           | 29.94  |
| 江西 Jiangxi         | 677   | 22.86  | 21.63                           | 21.61   | 20.19                           | 30.97  |
| 山东 Shandong        | 936   | 45.47  | 44.78                           | 47.78   | 47.16                           | 52.75  |
| 河南 Henan           | 979   | 51.37  | 46.44                           | 50.23   | 45.69                           | 51.80  |
| 湖北 Hubei           | 898   | 50.96  | 48.91                           | 49.94   | 47.79                           | 63.74  |
| 湖南 Hunan           | 639   | 36.91  | 34.41                           | 34.25   | 32.56                           | 34.78  |
| 广东 Guangdong       | 1 721   | 85.42  | 80.84                           | 81.06   | 77.35                           | 143.47   |
| 广西 Guangxi         | 292   | 24.20  | 23.51                           | 23.53   | 22.79                           | 25.40  |
| 海南 Hainan          | 215   | 4.56   | 4.31                            | 4.68  | 4.38                            | 4.43   |
| 四川 Sichuan         | 1 616   | 95.60  | 93.54                           | 91.68   | 89.72                           | 101.26   |
| 贵州 Guizhou         | 491   | 23.25  | 22.51                           | 21.82   | 21.13                           | 21.96  |
| 云南 Yunnan          | 323   | 11.33  | 10.41                           | 11.01   | 10.26                           | 10.98  |
| 西藏 Tibet           | 43  | 1.21   | 1.01                            | 1.21  | 1.02                            | 1.26   |
| 陕西 Shaanxi         | 302   | 31.20  | 29.17                           | 29.28   | 27.72                           | 47.52  |
| 甘肃 Gansu           | 283   | 19.53  | 18.54                           | 20.91   | 19.38                           | 20.29  |
| 青海 Qinghai         | 131   | 7.20   | 7.18                            | 8.12  | 7.77                            | 7.45   |
| 宁夏 Ningxia         | 176   | 5.72   | 5.66                            | 6.70  | 6.55                            | 8.40   |
| 新疆 Xinjiang        | 457   | 23.96  | 23.40                           | 26.48   | 25.72                           | 24.90  |

13-8 建筑业企业从业人员的劳动报酬 (1993年)  
 BENEFITS OF CONSTRUCTION EMPLOYMENT (1993)

单位: 万元

(10 000 yuan)

| 地 区<br>Region           | 建筑业企业<br>从业人员<br>劳动报酬合计<br>Fringe<br>Benefits<br>Construction<br>Employment | 职工工资<br>总 额<br>Total Wages<br>of<br>Staff and<br>Workers | 计时和计件<br>Time and<br>Piece Rate<br>Wage | 奖金和计件<br>超额工资<br>Bonuses<br>Above-Quota<br>Payments | 津贴和补贴<br>Subsidies | 其他从业人员<br>劳动报酬<br>Other |
|-------------------------|---|--|---|---|--------------------|-------------------------|
| 全 国<br>National         | 4 187 950   | 4 045 949  | 2 211 038                               | 916 627   | 572 413            | 142 004                 |
| 北 京<br>Beijing          | 320 585   | 311 933  | 168 091                                 | 78 423  | 34 484             | 8 652                   |
| 天 津<br>Tianjin          | 55 349  | 55 108   | 23 131                                  | 19 425  | 10 826             | 241                     |
| 河 北<br>Hebei            | 226 631   | 224 721  | 120 838                                 | 54 817  | 34 622             | 1 910                   |
| 山 西<br>Shanxi           | 139 660   | 127 796  | 57 453                                  | 38 684  | 23 916             | 11 864                  |
| 内 蒙 古<br>Inner Mongolia | 122 454   | 119 772  | 73 295                                  | 21 651  | 17 339             | 2 682                   |
| 辽 宁<br>Liaoning         | 495 237   | 475 634  | 254 685                                 | 122 570   | 53 880             | 19 603                  |
| 吉 林<br>Jilin            | 125 514   | 124 554  | 69 808                                  | 30 102  | 17 485             | 960                     |
| 黑 龙 江<br>Heilongjiang   | 204 812   | 194 606  | 127 024                                 | 28 565  | 30 565             | 10 205                  |
| 上 海<br>Shanghai         |   |  |   |   |                    |                         |
| 江 苏<br>Jiangsu          | 249 876   | 239 243  | 132 933                                 | 53 667  | 33 984             | 10 633                  |
| 浙 江<br>Zhejiang         | 143 425   | 139 390  | 82 716                                  | 31 990  | 17 733             | 4 035                   |
| 安 徽<br>Anhui            | 93 358  | 90 927   | 48 737                                  | 19 520  | 16 122             | 2 430                   |
| 福 建<br>Fujian           | 88 372  | 77 472   | 48 023                                  | 13 693  | 8 352              | 10 900                  |
| 江 西<br>Jiangxi          | 61 053  | 56 991   | 33 658                                  | 10 491  | 7 544              | 4 062                   |
| 山 东<br>Shandong         | 164 344   | 161 924  | 82 941                                  | 40 150  | 26 378             | 2 420                   |
| 河 南<br>Henan            | 126 881   | 126 581  | 70 261                                  | 20 722  | 22 641             | 300                     |
| 湖 北<br>Hubei            | 179 571   | 174 504  | 96 968                                  | 34 016  | 34 249             | 5 067                   |
| 湖 南<br>Hunan            | 115 357   | 110 157  | 62 021                                  | 25 155  | 16 729             | 5 200                   |
| 广 东<br>Guangdong        | 472 391   | 456 182  | 210 533                                 | 135 296   | 47 650             | 16 209                  |
| 广 西<br>Guangxi          | 92 558  | 90 266   | 45 524                                  | 15 690  | 13 237             | 2 292                   |
| 海 南<br>Hainan           | 22 823  | 21 845   | 11 108                                  | 4 084   | 2 263              | 977                     |
| 四 川<br>Sichuan          | 267 854   | 262 555  | 153 614                                 | 53 602  | 43 240             | 5 299                   |
| 贵 州<br>Guizhou          | 64 196  | 62 257   | 36 303                                  | 8 655   | 7 849              | 1 940                   |
| 云 南<br>Yunnan           | 36 032  | 33 462   | 23 049                                  | 4 460   | 4 116              | 2 573                   |
| 西 藏<br>Tibet            | 7 736   | 7 415  | 3 015                                   | 444   | 454                | 320                     |
| 陕 西<br>Shaanxi          | 91 137  | 87 263   | 41 238                                  | 21 560  | 18 703             | 3 873                   |
| 甘 肃<br>Gansu            | 73 453  | 69 766   | 42 771                                  | 12 326  | 10 209             | 3 687                   |
| 青 海<br>Qinghai          | 28 740  | 27 686   | 10 545                                  | 2 024   | 5 453              | 1 054                   |
| 宁 夏<br>Ningxia          | 20 486  | 20 208   | 13 262                                  | 3 102   | 2 729              | 278                     |
| 新 疆<br>Xinjiang         | 98 066  | 95 728   | 67 494                                  | 11 741  | 9 584              | 2 337                   |

13-9 建筑业增加值 (1993年)  
CONSTRUCTION ADDED-VALUE (1993)

单位: 万元

(10 000 yuan)

| 地区 Region            | 建筑业<br>增加值<br>合计<br>Total Construc-<br>-tion<br>Value-<br>Added | 本年提取<br>的固定资<br>产折旧<br>Fixed<br>Assets<br>Deprecia-<br>-tion<br>Deducted<br>for the<br>year | 主营业务<br>应付工资<br>Wages<br>for Major<br>Management<br>Projects | 主营业务<br>应付福利费<br>Welfare<br>Funds<br>in Major<br>Management<br>Projects | 管理费用中<br>的劳动、待<br>业保险费<br>Insurance<br>from<br>Management<br>Funds | 工程结算<br>税金及附加<br>Project<br>Taxes<br>and Added<br>Value | 工程结<br>算利润<br>Project<br>Profits | 管理费用<br>中的税金<br>Taxes from<br>Management<br>Funds |
|----------------------|---|---|--|---|--|---|----------------------------------|---|
| 全 国 National         | 8 407 326   | 533 353   | 4 126 173  | 400 337   | 183 243  | 882 842   | 2 240 877                        | 79 619  |
| 北 京 Beijing          | 601 749   | 39 518  | 292 296  | 31 107  | 13 619   | 58 847  | 163 840                          | 4 107   |
| 天 津 Tianjin          | 155 782   | 14 067  | 63 569   | 9 430   | 5 101  | 15 494  | 47 717                           | 1 589   |
| 河 北 Hebei            | 428 047   | 26 790  | 197 420  | 20 717  | 11 021   | 45 200  | 124 317                          | 3 753   |
| 山 西 Shanxi           | 209 633   | 15 908  | 78 508   | 7 309   | 4 815  | 24 462  | 77 860                           | 1 757   |
| 内 蒙 古 Inner Mongolia | 211 665   | 10 065  | 112 796  | 8 911   | 4 700  | 20 546  | 53 343                           | 1 766   |
| 辽 宁 Liaoning         | 830 713   | 47 786  | 400 337  | 39 132  | 14 794   | 87 558  | 242 132                          | 5 856   |
| 吉 林 Jilin            | 278 472   | 15 047  | 116 008  | 13 137  | 4 454  | 32 742  | 95 475                           | 2 542   |
| 黑 龙 江 Heilongjiang   | 566 177   | 21 683  | 339 388  | 19 798  | 7 089  | 48 444  | 127 020                          | 4 810   |
| 上 海 Shanghai         | 273 339   | 20 062  | 126 610  | 10 443  | 9 624  | 30 812  | 76 325                           | 1 051   |
| 江 苏 Jiangsu          | 485 581   | 24 325  | 264 785  | 22 131  | 6 953  | 57 223  | 108 211                          | 3 541   |
| 浙 江 Zhejiang         | 289 902   | 12 806  | 161 680  | 10 451  | 5 498  | 32 735  | 65 505                           | 2 136   |
| 安 徽 Anhui            | 165 411   | 10 802  | 92 069   | 9 926   | 3 550  | 15 532  | 32 277                           | 1 667   |
| 福 建 Fujian           | 219 327   | 9 726   | 120 929  | 8 931   | 2 195  | 26 516  | 48 571                           | 3 044   |
| 江 西 Jiangxi          | 109 146   | 6 830   | 53 716   | 6 158   | 3 579  | 11 746  | 26 338                           | 1 249   |
| 山 东 Shandong         | 402 304   | 28 443  | 175 630  | 15 622  | 10 086   | 37 168  | 134 060                          | 3 873   |
| 河 南 Henan            | 245 853   | 20 001  | 117 691  | 10 583  | 5 538  | 24 500  | 65 554                           | 2 894   |
| 湖 北 Hubei            | 337 293   | 29 060  | 152 272  | 15 709  | 8 786  | 32 040  | 96 439                           | 3 560   |
| 湖 南 Hunan            | 203 282   | 14 608  | 98 516   | 9 088   | 4 413  | 21 531  | 54 942                           | 2 049   |
| 广 东 Guangdong        | 824 084   | 49 668  | 377 929  | 33 164  | 11 551   | 114 594   | 229 703                          | 12 776  |
| 广 西 Guangxi          | 176 126   | 11 580  | 85 545   | 7 789   | 6 320  | 24 057  | 40 969                           | 1 481   |
| 海 南 Hainan           | 44 240  | 1 086   | 7 590  | 27 144  | 334  | 2 410   | 5 319                            | 530   |
| 四 川 Sichuan          | 609 782   | 39 437  | 345 370  | 28 884  | 11 849   | 51 834  | 128 958                          | 5 092   |
| 贵 州 Guizhou          | 115 039   | 6 683   | 66 572   | 5 224   | 2 787  | 9 714   | 21 310                           | 2 831   |
| 云 南 Yunnan           | 55 665  | 6 285   | 19 520   | 3 308   | 1 530  | 6 961   | 17 828                           | 451   |
| 西 藏 Tibet            | 6 088   | 630   | 2 144  | 78  | 31   | 589   | 2 598                            | 95  |
| 陕 西 Shaanxi          | 200 170   | 17 640  | 91 334   | 8 641   | 6 381  | 16 553  | 60 127                           | 1 416   |
| 甘 肃 Gansu            | 127 787   | 7 151   | 67 867   | 6 342   | 5 106  | 11 007  | 29 508                           | 892   |
| 青 海 Qinghai          | 41 427  | 3 833   | 20 523   | 2 474   | 1 276  | 3 141   | 9 466                            | 735   |
| 宁 夏 Ningxia          | 28 935  | 2 409   | 13 360   | 1 565   | 770  | 4 468   | 6 957                            | 221   |
| 新 疆 Xinjiang         | 164 305   | 19 424  | 64 199   | 7 139   | 9 494  | 14 417  | 48 208                           | 1 852   |

13-10 按经济类型分的建筑业增加值 (1993年)  
CONSTRUCTION ADDED-VALUE BY TYPE OF OWNERSHIP (1993)

单位: 万元

(10 000 yuan)

| 地区 Region          | 建筑业增加值<br>Total Liabilities | 国有经济<br>State-Owned | 集体经济<br>Collective Owned | 联营经济<br>Joint Management | 股份制经济<br>Stock Ownership | 外商投资经济<br>Foreign Investment | 港澳台投资经济<br>Investment from Hong Kong, Marco and Taiwan | 其他经济<br>Other |
|--------------------|-----------------------------|---------------------|--------------------------|--------------------------|--------------------------|------------------------------|--|---------------|
| 全国 National        | 8 407 326                   | 5 530 195           | 2 793 101                | 9 997                    | 35 160                   | 15 661                       | 21 510   | 502           |
| 北京 Beijing         | 601 749                     | 406 353             | 188 172                  | 787                      | 379                      | 1 729                        | 4 330  |               |
| 天津 Tianjin         | 155 782                     | 152 620             | 3 162                    |                          |                          |                              |  |               |
| 河北 Hebei           | 428 047                     | 318 866             | 106 822                  | 20                       | 1 955                    | 117                          | 151  |               |
| 山西 Shanxi          | 209 633                     | 189 853             | 19 475                   | 8                        | 242                      | 56                           |  |               |
| 内蒙古 Inner Mongolia | 211 665                     | 125 833             | 82 830                   | 352                      | 1 578                    | 719                          | 95   |               |
| 辽宁 Liaoning        | 830 713                     | 402 735             | 403 089                  | 915                      | 18 863                   | 4 269                        | 819  | 23            |
| 吉林 Jilin           | 278 472                     | 210 290             | 67 214                   | 63                       | 183                      | 507                          |  |               |
| 黑龙江 Heilongjiang   | 566 177                     | 284 615             | 278 782                  | 816                      | 1 589                    | 359                          | 16   |               |
| 上海 Shanghai        | 273 339                     | 273 339             |                          |                          |                          |                              |  |               |
| 江苏 Jiangsu         | 485 581                     | 305 385             | 176 708                  | 584                      | 262                      | 1 020                        | 1 622  |               |
| 浙江 Zhejiang        | 289 902                     | 90 911              | 196 403                  | 752                      | 1 104                    | 548                          | 99   |               |
| 安徽 Anhui           | 165 411                     | 109 485             | 53 511                   |                          | 2 098                    | 93                           | 132  |               |
| 福建 Fujian          | 219 327                     | 116 710             | 98 224                   | 1 635                    | 62                       | 549                          | 1 668  | 479           |
| 江西 Jiangxi         | 109 146                     | 78 345              | 30 801                   |                          |                          |                              |  |               |
| 山东 Shandong        | 402 304                     | 275 376             | 124 113                  | 5                        | 550                      | 487                          | 1 772  |               |
| 河南 Henan           | 245 853                     | 191 958             | 52 962                   | 107                      | 632                      | 125                          | 69   |               |
| 湖北 Hubei           | 337 293                     | 259 316             | 76 238                   |                          | 358                      | 1 050                        | 313  |               |
| 湖南 Hunan           | 203 282                     | 145 351             | 57 703                   | 35                       | 138                      | 38                           |  |               |
| 广东 Guangdong       | 824 084                     | 425 604             | 383 470                  | 749                      | 1 460                    | 3 458                        | 9 271  |               |
| 广西 Guangxi         | 176 126                     | 128 826             | 47 300                   |                          |                          |                              |  |               |
| 海南 Hainan          | 44 240                      | 5 102               | 36 961                   | 2 177                    |                          |                              |  |               |
| 四川 Sichuan         | 609 782                     | 452 213             | 152 857                  | 463                      | 2 577                    | 256                          | 1 114  |               |
| 贵州 Guizhou         | 115 039                     | 81 868              | 33 022                   | 3                        | 16                       | 131                          |  |               |
| 云南 Yunnan          | 55 665                      | 36 723              | 18 689                   |                          | 102                      | 111                          | 41   |               |
| 西藏 Tibet           | 6 088                       | 4 969               | 1 089                    |                          |                          |                              |  |               |
| 陕西 Shaanxi         | 200 170                     | 178 402             | 21 743                   |                          |                          | 26                           |  |               |
| 甘肃 Gansu           | 127 787                     | 102 145             | 25 643                   |                          |                          |                              |  |               |
| 青海 Qinghai         | 41 427                      | 35 820              | 5 607                    |                          |                          |                              |  |               |
| 宁夏 Ningxia         | 28 935                      | 20 279              | 8 128                    | 528                      |                          |                              |  |               |
| 新疆 Xinjiang        | 164 305                     | 120 905             | 42 381                   |                          | 1 011                    | 14                           |  |               |

13-11 建筑业企业劳动生产率 (1993年)  
LABOR PRODUCTIVITY OF CONSTRUCTION (1993)

单位: 元

(yuan)

| 地 区<br>Region        | 按建筑业总产值<br>计算的劳动生产率<br>Overall Labor<br>Productivity<br>in terms of<br>Total Output<br>Value | 按增加值计算的<br>劳动生产率<br>Overall Labor<br>Productivity<br>in terms of<br>Added-Value |   | 国有经济企业<br>State-Owned<br>Enterprises | 集体经济企业<br>Collective-<br>Owned<br>Enterprises |        |
|----------------------|--|---|---|--------------------------------------|---|--------|
|                      |  | 国有经济企业<br>State-Owned<br>Enterprises  | 集体经济企业<br>Collective-<br>Owned<br>Enterprises |                                      |   |        |
| 全 国 National         | 24 214   | 27 419  | 20 238  | 6 257                                | 7 379   | 4 857  |
| 北 京 Beijing          | 27 739   | 31 152  | 22 946  | 7 924                                | 9 354   | 5 909  |
| 天 津 Tianjin          | 33 682   | 34 469  | 12 715  | 8 659                                | 8 802   | 4 859  |
| 河 北 Hebei            | 20 537   | 24 281  | 14 252  | 5 488                                | 6 563   | 3 680  |
| 山 西 Shanxi           | 22 434   | 24 242  | 13 200  | 5 442                                | 5 904   | 3 112  |
| 内 蒙 古 Inner Mongolia | 21 261   | 24 286  | 17 702  | 6 317                                | 7 125   | 5 358  |
| 辽 宁 Liaoning         | 22 460   | 26 390  | 18 990  | 5 855                                | 6 540   | 5 291  |
| 吉 林 Jilin            | 25 543   | 28 161  | 20 221  | 6 538                                | 7 393   | 4 785  |
| 黑 龙 江 Heilongjiang   | 22 486   | 25 122  | 17 844  | 8 331                                | 7 560   | 9 287  |
| 上 海 Shanghai         | 45 082   | 45 082  |   | 12 347                               | 12 347  |        |
| 江 苏 Jiangsu          | 27 955   | 30 290  | 25 547  | 6 973                                | 8 833   | 5 197  |
| 浙 江 Zhejiang         | 30 331   | 35 719  | 28 527  | 7 021                                | 9 028   | 6 393  |
| 安 徽 Anhui            | 17 291   | 20 913  | 12 575  | 5 026                                | 5 977   | 3 750  |
| 福 建 Fujian           | 28 480   | 34 682  | 22 883  | 7 326                                | 8 633   | 6 313  |
| 江 西 Jiangxi          | 16 232   | 19 875  | 11 613  | 3 525                                | 4 525   | 2 256  |
| 山 东 Shandong         | 26 747   | 31 560  | 20 362  | 7 626                                | 9 313   | 5 416  |
| 河 南 Henan            | 19 546   | 22 370  | 14 166  | 4 746                                | 5 665   | 2 992  |
| 湖 北 Hubei            | 18 810   | 24 793  | 10 718  | 5 292                                | 7 122   | 2 808  |
| 湖 南 Hunan            | 23 513   | 27 165  | 18 560  | 5 845                                | 7 280   | 3 903  |
| 广 东 Guangdong        | 31 789   | 38 780  | 30 064  | 5 744                                | 8 155   | 4 625  |
| 广 西 Guangxi          | 27 039   | 30 402  | 21 319  | 6 934                                | 8 054   | 5 029  |
| 海 南 Hainan           | 27 199   | 31 209  | 22 893  | 9 986                                | 3 079   | 14 809 |
| 四 川 Sichuan          | 20 186   | 24 402  | 14 376  | 6 022                                | 7 768   | 3 609  |
| 贵 州 Guizhou          | 17 149   | 21 819  | 11 287  | 5 240                                | 6 709   | 3 397  |
| 云 南 Yunnan           | 33 730   | 29 837  | 38 266  | 5 069                                | 6 187   | 3 720  |
| 西 藏 Tibet            | 19 248   | 22 279  | 11 261  | 4 845                                | 5 216   | 4 216  |
| 陕 西 Shaanxi          | 15 816   | 16 314  | 13 204  | 4 212                                | 4 472   | 2 852  |
| 甘 肃 Gansu            | 20 208   | 22 068  | 15 989  | 6 298                                | 7 254   | 4 129  |
| 青 海 Qinghai          | 17 724   | 18 936  | 13 355  | 5 562                                | 6 144   | 3 467  |
| 宁 夏 Ningxia          | 18 658   | 25 057  | 11 971  | 3 447                                | 4 734   | 2 049  |
| 新 疆 Xinjiang         | 25 956   | 28 014  | 22 545  | 6 597                                | 7 766   | 4 591  |

13-12 建筑业企业工程质量 (1993年)  
CONSTRUCTION QUALITY OF STATE-OWNED (1993)

| 地区 Region          | 单位工程<br>竣工个数<br>(个)<br>Number of<br>Projects<br>Completed | 优良品<br>High<br>Quality | 单位工程<br>优良品率<br>(%)<br>Percentage<br>of High<br>Quality<br>Projects | 房屋建筑<br>竣工面积<br>(万平方米)<br>Floor Space<br>of Buildings<br>Completed<br>(10 000 sq. m) | 优良品<br>High<br>Quality | 房屋建筑<br>竣工面积<br>优良品率(%)<br>Percentage of<br>Floor Space of<br>High Quality<br>Buildings |
|--------------------|---|------------------------|---|--|------------------------|---|
| 全国 National        | 305 041   | 116 443                | 38.8  | 28 684.8   | 9 000.1                | 31.4  |
| 北京 Beijing         | 13 732  | 3 008                  | 21.9  | 1 427.6  | 513.9                  | 36.0  |
| 天津 Tianjin         | 2 033   | 1 137                  | 55.9  | 295.3  | 155.6                  | 52.7  |
| 河北 Hebei           | 14 621  | 5 462                  | 37.4  | 1 572.7  | 613.3                  | 39.0  |
| 山西 Shanxi          | 6 928   | 2 839                  | 41.0  | 455.7  | 133.7                  | 29.3  |
| 内蒙古 Inner Mongolia | 7 280   | 2 016                  | 27.7  | 509.7  | 168.2                  | 33.0  |
| 辽宁 Liaoning        | 29 210  | 6 557                  | 22.4  | 2 445.4  | 976.5                  | 39.9  |
| 吉林 Jilin           | 9 319   | 2 002                  | 21.5  | 995.1  | 254.0                  | 25.5  |
| 黑龙江 Heilongjiang   | 11 357  | 3 220                  | 28.4  | 1 336.1  | 441.0                  | 33.0  |
| 上海 Shanghai        | 3 361   | 1 695                  | 50.4  | 398.9  | 177.3                  | 44.5  |
| 江苏 Jiangsu         | 25 040  | 7 647                  | 30.5  | 1 869.1  | 776.2                  | 41.5  |
| 浙江 Zhejiang        | 12 440  | 2 861                  | 23.0  | 1 222.7  | 359.8                  | 29.4  |
| 安徽 Anhui           | 12 015  | 5 117                  | 42.6  | 566.9  | 112.6                  | 19.9  |
| 福建 Fujian          | 6 527   | 1 676                  | 25.7  | 747.2  | 151.9                  | 20.3  |
| 江西 Jiangxi         | 6 205   | 1 798                  | 29.0  | 676.6  | 130.6                  | 19.3  |
| 山东 Shandong        | 12 325  | 4 226                  | 34.3  | 1 173.8  | 424.0                  | 36.1  |
| 河南 Henan           | 10 207  | 3 074                  | 30.1  | 1 015.0  | 269.4                  | 26.5  |
| 湖北 Hubei           | 9 207   | 2 650                  | 28.8  | 2 023.6  | 244.1                  | 12.1  |
| 湖南 Hunan           | 7 578   | 1 845                  | 24.3  | 802.2  | 204.6                  | 25.5  |
| 广东 Guangdong       | 26 182  | 13 882                 | 53.0  | 3 593.3  | 1 205.5                | 33.5  |
| 广西 Guangxi         | 5 682   | 1 561                  | 27.5  | 606.6  | 123.5                  | 20.4  |
| 海南 Hainan          | 1 112   | 377                    | 33.9  | 107.4  | 32.9                   | 30.7  |
| 四川 Sichuan         | 44 675  | 34 313                 | 76.8  | 2 249.5  | 846.1                  | 37.6  |
| 贵州 Guizhou         | 4 232   | 980                    | 23.2  | 597.2  | 123.0                  | 20.6  |
| 云南 Yunnan          | 5 550   | 2 942                  | 53.0  | 326.9  | 65.6                   | 20.1  |
| 西藏 Tibet           | 340   | 139                    | 40.9  | 20.3   | 7.2                    | 35.4  |
| 陕西 Shaanxi         | 3 751   | 1 890                  | 50.4  | 389.2  | 145.6                  | 37.4  |
| 甘肃 Gansu           | 5 035   | 1 812                  | 36.0  | 329.2  | 114.0                  | 34.6  |
| 青海 Qinghai         | 1 024   | 150                    | 14.6  | 87.2   | 13.3                   | 15.2  |
| 宁夏 Ningxia         | 2 184   | 579                    | 26.5  | 285.1  | 132.2                  | 46.4  |
| 新疆 Xinjiang        | 5 889   | 988                    | 16.8  | 559.1  | 84.2                   | 15.1  |



13-13 国有经济建筑业企业工程质量 (1993年)  
 CONSTRUCTION QUALITY OF STATE-OWNED  
 CONSTRUCTION ENTERPRISES BY REGION (1993)

| 地区<br>Region          | 单位工程<br>竣工个数<br>(个)<br>Number of<br>Projects<br>Completed | 优良品<br>High<br>Quality | 单位工程<br>优良品率<br>(%)<br>Percentage<br>of High<br>Quality<br>Projects | 房屋建筑<br>竣工面积<br>(万平方米)<br>Floor Space<br>of Buildings<br>Completed<br>(10 000 sq. m) | 优良品<br>High<br>Quality | 房屋建筑<br>竣工面积<br>优良品率(%)<br>Percentage of<br>Floor Space of<br>High Quality<br>Buildings |
|-----------------------|---|------------------------|---|--|------------------------|---|
| 全国<br>National        | 128 248   | 59 163                 | 46.1  | 12 085.4   | 4 671.4                | 38.7  |
| 北京<br>Beijing         | 4 141   | 1 460                  | 35.3  | 693.4  | 285.4                  | 41.2  |
| 天津<br>Tianjin         | 1 961   | 1 122                  | 57.2  | 273.3  | 149.3                  | 54.6  |
| 河北<br>Hebei           | 8 886   | 3 866                  | 43.5  | 776.4  | 338.5                  | 43.6  |
| 山西<br>Shanxi          | 4 976   | 2 415                  | 48.5  | 294.7  | 104.9                  | 35.6  |
| 内蒙古<br>Inner Mongolia | 3 137   | 951                    | 30.3  | 202.0  | 72.3                   | 35.8  |
| 辽宁<br>Liaoning        | 8 715   | 2 240                  | 25.7  | 954.7  | 426.1                  | 44.6  |
| 吉林<br>Jilin           | 4 471   | 1 292                  | 28.9  | 597.0  | 172.6                  | 28.9  |
| 黑龙江<br>Heilongjiang   | 5 425   | 1 968                  | 36.3  | 564.4  | 217.2                  | 38.5  |
| 上海<br>Shanghai        | 3 361   | 1 695                  | 50.4  | 398.9  | 177.3                  | 44.5  |
| 江苏<br>Jiangsu         | 7 888   | 3 828                  | 48.5  | 772.6  | 379.8                  | 49.2  |
| 浙江<br>Zhejiang        | 3 179   | 1 212                  | 38.1  | 201.1  | 57.8                   | 28.8  |
| 安徽<br>Anhui           | 8 569   | 4 667                  | 54.5  | 221.6  | 59.0                   | 26.6  |
| 福建<br>Fujian          | 2 521   | 979                    | 38.8  | 233.2  | 48.5                   | 20.8  |
| 江西<br>Jiangxi         | 3 537   | 1 456                  | 41.2  | 281.3  | 58.4                   | 24.3  |
| 山东<br>Shandong        | 5 728   | 2 346                  | 41.0  | 495.8  | 213.8                  | 43.1  |
| 河南<br>Henan           | 5 324   | 1 938                  | 36.4  | 520.1  | 169.4                  | 32.6  |
| 湖北<br>Hubei           | 4 150   | 1 959                  | 47.2  | 480.9  | 138.6                  | 28.8  |
| 湖南<br>Hunan           | 3 364   | 1 328                  | 39.5  | 334.6  | 112.2                  | 33.5  |
| 广东<br>Guangdong       | 14 251  | 10 719                 | 75.2  | 1 114.8  | 496.4                  | 44.5  |
| 广西<br>Guangxi         | 2 918   | 1 296                  | 44.4  | 264.8  | 73.5                   | 27.7  |
| 海南<br>Hainan          | 386   | 141                    | 36.5  | 35.8   | 12.0                   | 33.7  |
| 四川<br>Sichuan         | 7 062   | 3 303                  | 46.8  | 1 062.7  | 437.0                  | 41.1  |
| 贵州<br>Guizhou         | 1 663   | 642                    | 38.6  | 238.2  | 73.6                   | 30.9  |
| 云南<br>Yunnan          | 3 723   | 2 670                  | 71.7  | 108.1  | 35.0                   | 32.4  |
| 西藏<br>Tibet           | 237   | 97                     | 40.9  | 14.0   | 5.6                    | 40.0  |
| 陕西<br>Shaanxi         | 2 603   | 1 618                  | 62.2  | 211.0  | 96.9                   | 45.9  |
| 甘肃<br>Gansu           | 1 967   | 1 057                  | 53.7  | 197.3  | 76.6                   | 38.8  |
| 青海<br>Qinghai         | 525   | 129                    | 24.6  | 56.5   | 10.8                   | 19.1  |
| 宁夏<br>Ningxia         | 1 107   | 241                    | 21.8  | 209.2  | 114.5                  | 54.7  |
| 新疆<br>Xinjiang        | 2 473   | 528                    | 21.4  | 276.9  | 48.4                   | 17.5  |

13-14 建筑业企业技术装备情况 (1993年)  
MACHINERY OF CONSTRUCTION ENTERPRISES BY REGION (1993)

| 地区<br>Region       | 自有机械<br>设备总台数<br>(台)<br>Number of<br>Machines<br>Owned | 自有机械<br>设备总功率<br>(万千瓦)<br>Capacity of<br>Machines<br>Owned<br>(10 000 kw) | 施工机械功率<br>Construction<br>Machinery | 自有机械<br>设备净值<br>(万元)<br>Machinery<br>Owned<br>Net Value<br>(10 000 Yuan) | 技术装备率   | 动力装备率  |
|--------------------|--|---|-------------------------------------|--|---|--|
|                    |  |   |                                     |  | (元/人)<br>Per Capita<br>Machinery<br>(Yuan/Person) | (千瓦/人)<br>Per Capita<br>Machinery<br>Capacity<br>(kw/Person) |
| 全国 National        | 2 608 091  | 4 948.9   | 3 349.6                             | 4 671 699  | 4 260   | 4.5  |
| 北京 Beijing         | 107 285  | 240.0   | 149.9                               | 186 367  | 2 636   | 3.4  |
| 天津 Tianjin         | 30 861   | 77.4  | 46.6                                | 73 680   | 5 205   | 5.5  |
| 河北 Hebei           | 188 111  | 330.0   | 219.6                               | 169 752  | 2 637   | 5.1  |
| 山西 Shanxi          | 65 065   | 127.9   | 92.8                                | 156 730  | 4 559   | 3.7  |
| 内蒙古 Inner Mongolia | 55 168   | 97.8  | 70.4                                | 72 458   | 2 463   | 3.3  |
| 辽宁 Liaoning        | 226 625  | 525.7   | 353.2                               | 328 893  | 2 970   | 4.7  |
| 吉林 Jilin           | 63 035   | 157.3   | 102.6                               | 166 096  | 4 978   | 4.7  |
| 黑龙江 Heilongjiang   | 108 651  | 268.3   | 164.1                               | 157 017  | 2 745   | 4.7  |
| 上海 Shanghai        | 38 671   | 123.4   | 78.7                                | 149 526  | 10 812  | 8.9  |
| 江苏 Jiangsu         | 156 039  | 211.7   | 151.0                               | 471 229  | 7 774   | 3.5  |
| 浙江 Zhejiang        | 113 139  | 112.8   | 82.2                                | 259 648  | 7 314   | 3.2  |
| 安徽 Anhui           | 69 193   | 117.0   | 85.3                                | 88 796   | 2 638   | 3.5  |
| 福建 Fujian          | 70 306   | 95.0  | 70.1                                | 87 676   | 3 888   | 4.2  |
| 江西 Jiangxi         | 48 032   | 99.3  | 68.9                                | 55 572   | 2 569   | 4.6  |
| 山东 Shandong        | 109 964  | 191.6   | 135.0                               | 172 774  | 3 858   | 4.3  |
| 河南 Henan           | 118 643  | 225.0   | 146.0                               | 143 136  | 3 082   | 4.8  |
| 湖北 Hubei           | 117 778  | 225.3   | 163.9                               | 217 021  | 4 437   | 4.6  |
| 湖南 Hunan           | 85 729   | 146.3   | 100.2                               | 90 614   | 2 633   | 4.3  |
| 广东 Guangdong       | 297 566  | 556.2   | 400.4                               | 407 217  | 5 037   | 6.9  |
| 广西 Guangxi         | 56 825   | 108.1   | 81.9                                | 75 401   | 3 207   | 4.6  |
| 海南 Hainan          | 7 653  | 37.2  | 10.1                                | 22 894   | 5 307   | 8.6  |
| 四川 Sichuan         | 216 702  | 350.7   | 253.3                               | 634 352  | 6 782   | 3.7  |
| 贵州 Guizhou         | 27 848   | 75.5  | 48.1                                | 62 078   | 2 757   | 3.4  |
| 云南 Yunnan          | 21 320   | 41.4  | 29.0                                | 30 276   | 2 909   | 4.0  |
| 西藏 Tibet           | 2 034  | 5.8   | 3.4                                 | 3 959  | 3 903   | 5.7  |
| 陕西 Shaanxi         | 55 052   | 142.0   | 87.9                                | 209 822  | 7 192   | 4.9  |
| 甘肃 Gansu           | 39 584   | 69.6  | 45.1                                | 51 324   | 2 769   | 3.8  |
| 青海 Qinghai         | 16 984   | 29.2  | 18.8                                | 25 786   | 3 594   | 4.1  |
| 宁夏 Ningxia         | 11 942   | 20.4  | 13.2                                | 35 131   | 6 211   | 3.6  |
| 新疆 Xinjiang        | 82 286   | 141.0   | 77.6                                | 66 475   | 2 841   | 6.0  |

## 13-15 国有经济建筑业企业技术装备情况 (1993年)

## MACHINERY OF STATE-OWNED CONSTRUCTION ENTERPRISES BY REGION (1993)

| 地区<br>Region       | 自有机械<br>设备总台数<br>(台)<br>Number of<br>Machines<br>Owned | 自有机械<br>设备总功率<br>(万千瓦)<br>Capacity of<br>Machines<br>Owned<br>(10 000 kw) | 施工机械功率                    | 自有机械<br>设备净值<br>(万元)<br>Machinery<br>Owned<br>Net Value<br>(10 000 Yuan) | 技术装备率<br>(元/人)<br>Per Capita<br>Machinery<br>(Yuan/Person) | 动力装备率<br>(千瓦/人)<br>Per Capita<br>Machinery<br>Capacity<br>(kw/Person) |
|--------------------|--|---|---------------------------|--|--|---|
|                    |  |   | Construction<br>Machinery |  |  |   |
| 全国 National        | 1 309 360  | 3 323.8   | 2 149.6                   | 2 848 367  | 4 510  | 5.3   |
| 北京 Beijing         | 61 671   | 163.5   | 89.9                      | 138 316  | 3 346  | 4.0   |
| 天津 Tianjin         | 30 305   | 77.1  | 46.3                      | 73 619   | 5 307  | 5.6   |
| 河北 Hebei           | 106 704  | 243.0   | 147.0                     | 129 292  | 3 114  | 5.9   |
| 山西 Shanxi          | 48 285   | 108.9   | 77.2                      | 124 782  | 4 892  | 4.3   |
| 内蒙古 Inner Mongolia | 26 620   | 60.9  | 43.0                      | 47 590   | 2 967  | 3.8   |
| 辽宁 Liaoning        | 101 139  | 229.0   | 148.3                     | 190 221  | 4 183  | 5.0   |
| 吉林 Jilin           | 44 054   | 117.9   | 73.8                      | 90 518   | 4 171  | 5.4   |
| 黑龙江 Heilongjiang   | 62 412   | 198.5   | 114.1                     | 108 461  | 3 338  | 6.1   |
| 上海 Shanghai        | 38 671   | 123.4   | 78.7                      | 149 526  | 10 812   | 8.9   |
| 江苏 Jiangsu         | 83 260   | 141.4   | 95.5                      | 123 770  | 3 912  | 4.5   |
| 浙江 Zhejiang        | 28 536   | 43.2  | 24.9                      | 44 798   | 5 042  | 4.9   |
| 安徽 Anhui           | 38 201   | 89.0  | 65.5                      | 62 892   | 3 367  | 4.8   |
| 福建 Fujian          | 26 155   | 56.1  | 38.1                      | 56 642   | 5 450  | 5.4   |
| 江西 Jiangxi         | 24 848   | 68.4  | 50.7                      | 41 645   | 3 272  | 5.4   |
| 山东 Shandong        | 56 103   | 117.1   | 78.6                      | 120 829  | 5 003  | 4.8   |
| 河南 Henan           | 74 368   | 163.6   | 102.3                     | 107 632  | 3 680  | 5.6   |
| 湖北 Hubei           | 62 588   | 165.9   | 120.5                     | 181 054  | 5 657  | 5.2   |
| 湖南 Hunan           | 42 144   | 102.7   | 66.4                      | 70 160   | 3 441  | 5.0   |
| 广东 Guangdong       | 98 013   | 293.2   | 214.0                     | 214 183  | 5 304  | 7.3   |
| 广西 Guangxi         | 26 224   | 85.8  | 63.7                      | 63 504   | 4 118  | 5.6   |
| 海南 Hainan          | 3 418  | 29.1  | 6.2                       | 16 905   | 7 067  | 12.2  |
| 四川 Sichuan         | 93 856   | 242.4   | 163.6                     | 309 128  | 5 570  | 4.4   |
| 贵州 Guizhou         | 16 613   | 56.0  | 33.7                      | 48 336   | 3 627  | 4.2   |
| 云南 Yunnan          | 9 408  | 28.4  | 19.5                      | 23 412   | 4 471  | 5.4   |
| 西藏 Tibet           | 1 241  | 5.5   | 3.2                       | 3 649  | 5 074  | 7.6   |
| 陕西 Shaanxi         | 36 167   | 126.3   | 75.4                      | 191 638  | 8 403  | 5.5   |
| 甘肃 Gansu           | 23 491   | 50.1  | 31.1                      | 42 552   | 3 388  | 4.0   |
| 青海 Qinghai         | 11 463   | 24.9  | 15.8                      | 23 707   | 4 745  | 5.0   |
| 宁夏 Ningxia         | 7 178  | 15.1  | 9.3                       | 10 389   | 2 820  | 4.1   |
| 新疆 Xinjiang        | 26 224   | 97.7  | 53.3                      | 39 217   | 2 684  | 6.7   |

13-16 建筑业企业资本金构成 (1993年)  
COMPOSITION OF CONSTRUCTION CAPITAL FUNDS (1993)

单位: 万元

(10 000 yuan)

| 地区<br>Region          | 资本金合计<br>Total Capital Funds | 国家资本金<br>State | 法人资本金<br>Legal Entities | 个人资本金<br>Individuals | 外商资本金<br>Foreign |
|-----------------------|------------------------------|----------------|-------------------------|----------------------|------------------|
| 全国<br>National        | 8 114 457                    | 5 509 565      | 2 283 564               | 92 496               | 32 816           |
| 北京<br>Beijing         | 627 161                      | 444 845        | 156 821                 | 3 411                | 3 755            |
| 天津<br>Tianjin         | 181 168                      | 175 649        | 4 884                   | 94                   | 541              |
| 河北<br>Hebei           | 426 794                      | 344 636        | 72 993                  | 3 744                | 757              |
| 山西<br>Shanxi          | 219 384                      | 192 269        | 18 734                  | 2 143                | 1 412            |
| 内蒙古<br>Inner Mongolia | 159 191                      | 110 865        | 28 845                  | 2 755                | 239              |
| 辽宁<br>Liaoning        | 712 676                      | 475 149        | 213 777                 | 4 675                | 1 943            |
| 吉林<br>Jilin           | 249 191                      | 175 145        | 54 221                  | 16 639               | 280              |
| 黑龙江<br>Heilongjiang   | 393 864                      | 291 532        | 98 987                  | 1 614                | 57               |
| 上海<br>Shanghai        | 197 027                      | 186 011        | 11 016                  |                      |                  |
| 江苏<br>Jiangsu         | 468 589                      | 198 819        | 248 440                 | 1 633                | 2 628            |
| 浙江<br>Zhejiang        | 257 978                      | 115 392        | 115 040                 | 6 056                | 764              |
| 安徽<br>Anhui           | 162 143                      | 119 580        | 36 243                  | 845                  | 75               |
| 福建<br>Fujian          | 183 523                      | 110 309        | 68 499                  | 2 180                | 1 213            |
| 江西<br>Jiangxi         | 141 083                      | 102 337        | 32 995                  | 1 428                |                  |
| 山东<br>Shandong        | 375 364                      | 264 710        | 99 936                  | 1 952                | 2 049            |
| 河南<br>Henan           | 287 963                      | 215 951        | 62 936                  | 5 523                | 317              |
| 湖北<br>Hubei           | 378 999                      | 265 579        | 97 379                  | 3 266                | 7 830            |
| 湖南<br>Hunan           | 240 693                      | 163 480        | 64 134                  | 3 673                | 230              |
| 广东<br>Guangdong       | 734 816                      | 269 502        | 420 067                 | 17 051               | 6 377            |
| 广西<br>Guangxi         | 191 305                      | 136 745        | 52 311                  | 509                  |                  |
| 海南<br>Hainan          | 21 540                       | 13 334         | 7 595                   | 611                  |                  |
| 四川<br>Sichuan         | 659 150                      | 444 278        | 184 430                 | 7 031                | 1 597            |
| 贵州<br>Guizhou         | 107 163                      | 77 377         | 28 329                  | 942                  | 161              |
| 云南<br>Yunnan          | 61 949                       | 35 117         | 23 474                  | 979                  | 309              |
| 西藏<br>Tibet           | 10 308                       | 9 981          | 327                     |                      |                  |
| 陕西<br>Shaanxi         | 192 998                      | 167 089        | 20 470                  | 1 784                | 105              |
| 甘肃<br>Gansu           | 123 222                      | 106 440        | 16 097                  | 343                  |                  |
| 青海<br>Qinghai         | 50 999                       | 46 444         | 4 522                   | 3                    |                  |
| 宁夏<br>Ningxia         | 51 007                       | 43 796         | 6 963                   | 208                  |                  |
| 新疆<br>Xinjiang        | 247 209                      | 207 205        | 33 099                  | 1 403                | 179              |

13-17 按经济类型分的建筑业企业资本金 (1993年)  
CONSTRUCTION CAPITAL FUNDS BY TYPE OF OWNERSHIP (1993)

单位: 万元

(10 000 yuan)

| 地区<br>Region       | 资本金<br>合计                 | 国有经济            | 集体经济                     | 联营经济                | 股份制<br>经济          | 外商投资<br>经济            | 港澳台投资<br>经济  | 其他<br>经济 |
|--------------------|---------------------------|-----------------|--------------------------|---------------------|--------------------|-----------------------|--|----------|
|                    | Total<br>Capital<br>Funds | State-<br>Owned | Collec-<br>tive<br>Owned | Joint<br>Management | Stock<br>Ownership | Foreign<br>Investment | Investment<br>from Hong<br>Kong, Marco<br>and Taiwan | Other    |
| 全国 National        | 8 114 457                 | 5 460 134       | 2 509 006                | 24 196              | 38 102             | 53 090                | 26 501   | 440      |
| 北京 Beijing         | 627 161                   | 492 590         | 124 855                  | 1 611               | 1 138              | 2 154                 | 4 813  |          |
| 天津 Tianjin         | 181 168                   | 178 866         | 2 302                    |                     |                    |                       |  |          |
| 河北 Hebei           | 426 794                   | 335 902         | 88 362                   | 29                  | 1 355              | 330                   | 716  |          |
| 山西 Shanxi          | 219 384                   | 189 531         | 24 686                   | 1 066               | 887                | 3 214                 |  |          |
| 内蒙古 Inner Mongolia | 159 191                   | 102 728         | 52 512                   | 181                 | 1 819              | 665                   | 80   |          |
| 辽宁 Liaoning        | 712 676                   | 381 991         | 308 564                  | 673                 | 15 226             | 5 056                 | 924  | 242      |
| 吉林 Jilin           | 249 191                   | 202 520         | 45 682                   | 70                  | 310                | 574                   |  |          |
| 黑龙江 Heilongjiang   | 393 864                   | 274 790         | 117 546                  | 368                 | 1 061              | 48                    | 50   |          |
| 上海 Shanghai        | 197 027                   | 197 027         |                          |                     |                    |                       |  |          |
| 江苏 Jiangsu         | 468 589                   | 225 497         | 238 102                  | 1 157               | 226                | 833                   | 2 774  |          |
| 浙江 Zhejiang        | 257 978                   | 111 192         | 143 657                  | 886                 | 1 336              | 737                   | 109  |          |
| 安徽 Anhui           | 162 143                   | 118 547         | 41 524                   |                     | 1 515              | 129                   | 160  |          |
| 福建 Fujian          | 183 523                   | 101 547         | 74 973                   | 3 165               | 192                | 300                   | 3 148  | 198      |
| 江西 Jiangxi         | 141 083                   | 104 794         | 36 289                   |                     |                    |                       |  |          |
| 山东 Shandong        | 375 364                   | 240 199         | 129 594                  |                     | 795                | 2 267                 | 2 509  |          |
| 河南 Henan           | 287 963                   | 210 260         | 75 331                   | 546                 | 1 082              | 445                   | 300  |          |
| 湖北 Hubei           | 378 999                   | 266 959         | 80 947                   |                     | 323                | 30 372                | 292  |          |
| 湖南 Hunan           | 240 693                   | 162 036         | 77 904                   | 27                  | 336                | 360                   |  |          |
| 广东 Guangdong       | 734 816                   | 353 904         | 351 493                  | 12 018              | 4 038              | 4 425                 | 8 178  |          |
| 广西 Guangxi         | 191 305                   | 142 017         | 49 288                   |                     |                    |                       |  |          |
| 海南 Hainan          | 21 540                    | 10 329          | 9 993                    | 1 217               |                    |                       |  |          |
| 四川 Sichuan         | 659 150                   | 464 947         | 187 539                  | 282                 | 3 344              | 476                   | 2 097  |          |
| 贵州 Guizhou         | 107 163                   | 75 876          | 30 928                   | 1                   | 20                 | 339                   |  |          |
| 云南 Yunnan          | 61 949                    | 34 435          | 26 996                   |                     | 129                | 37                    | 352  |          |
| 西藏 Tibet           | 10 308                    | 9 383           | 918                      |                     |                    |                       |  |          |
| 陕西 Shaanxi         | 192 998                   | 170 448         | 22 400                   |                     |                    | 150                   |  |          |
| 甘肃 Gansu           | 123 222                   | 100 429         | 22 793                   |                     |                    |                       |  |          |
| 青海 Qinghai         | 50 999                    | 45 260          | 5 739                    |                     |                    |                       |  |          |
| 宁夏 Ningxia         | 51 007                    | 41 200          | 8 910                    | 898                 |                    |                       |  |          |
| 新疆 Xinjiang        | 247 209                   | 114 830         | 129 179                  |                     | 2 969              | 179                   |  |          |

13-18 建筑业企业资产 (1993年)  
CONSTRUCTION ASSETS (1993)

单位: 万元

(10 000 yuan)

| 地区 Region          | 资产合计<br>Total Assets | 流动资产<br>Circulating Funds | 长期投资<br>Long-Term Investments | 固定资产<br>Fixed Asset | 专项工程<br>Special Projects | 无形及递延资产<br>Intangible and Continuous | 其他资产<br>Other |
|--------------------|----------------------|---------------------------|-------------------------------|---------------------|--------------------------|--------------------------------------|---------------|
| 全国 National        | 37 195 140           | 27 593 390                | 1 016 520                     | 7 254 543           | 537 044                  | 301 808                              | 491 836       |
| 北京 Beijing         | 3 055 745            | 2 484 595                 | 89 255                        | 399 138             | 39 350                   | 20 035                               | 23 372        |
| 天津 Tianjin         | 618 546              | 407 855                   | 20 282                        | 176 084             | 5 311                    | 4 157                                | 4 856         |
| 河北 Hebei           | 1 579 381            | 1 074 236                 | 31 280                        | 428 279             | 20 083                   | 13 981                               | 11 524        |
| 山西 Shanxi          | 1 062 457            | 778 906                   | 17 939                        | 226 182             | 20 070                   | 11 217                               | 8 143         |
| 内蒙古 Inner Mongolia | 693 050              | 496 595                   | 4 833                         | 173 608             | 8 610                    | 3 087                                | 6 317         |
| 辽宁 Liaoning        | 2 791 925            | 2 011 533                 | 33 800                        | 659 287             | 37 974                   | 14 385                               | 34 946        |
| 吉林 Jilin           | 961 549              | 668 741                   | 15 086                        | 235 271             | 11 143                   | 5 230                                | 26 077        |
| 黑龙江 Heilongjiang   | 1 634 504            | 1 095 431                 | 15 647                        | 353 195             | 23 760                   | 77 493                               | 68 977        |
| 上海 Shanghai        | 1 239 233            | 921 379                   | 60 731                        | 218 690             | 24 580                   | 6 165                                | 7 688         |
| 江苏 Jiangsu         | 2 232 219            | 1 792 897                 | 67 617                        | 324 350             | 25 970                   | 4 600                                | 15 786        |
| 浙江 Zhejiang        | 1 641 408            | 1 348 793                 | 29 401                        | 216 350             | 21 011                   | 3 886                                | 21 972        |
| 安徽 Anhui           | 712 118              | 532 957                   | 19 602                        | 133 773             | 11 490                   | 3 858                                | 10 438        |
| 福建 Fujian          | 1 273 246            | 1 070 329                 | 25 196                        | 150 199             | 19 353                   | 2 616                                | 5 552         |
| 江西 Jiangxi         | 1 011 669            | 615 954                   | 278 817                       | 98 450              | 8 830                    | 3 926                                | 5 691         |
| 山东 Shandong        | 1 683 743            | 1 197 510                 | 26 113                        | 405 739             | 32 444                   | 5 990                                | 15 946        |
| 河南 Henan           | 1 080 990            | 747 345                   | 13 574                        | 281 524             | 20 507                   | 5 472                                | 12 567        |
| 湖北 Hubei           | 1 293 770            | 884 481                   | 24 639                        | 340 989             | 20 557                   | 7 992                                | 15 113        |
| 湖南 Hunan           | 869 291              | 643 274                   | 10 964                        | 186 065             | 11 791                   | 5 474                                | 11 723        |
| 广东 Guangdong       | 5 297 168            | 4 291 409                 | 115 551                       | 690 596             | 75 286                   | 27 772                               | 96 554        |
| 广西 Guangxi         | 924 434              | 733 008                   | 15 406                        | 154 087             | 13 774                   | 3 957                                | 4 200         |
| 海南 Hainan          | 105 975              | 69 712                    | 985                           | 30 314              | 2 221                    | 693                                  | 2 050         |
| 四川 Sichuan         | 2 099 578            | 1 438 248                 | 45 992                        | 557 017             | 29 922                   | 11 880                               | 16 520        |
| 贵州 Guizhou         | 460 884              | 336 955                   | 13 288                        | 94 744              | 5 703                    | 5 719                                | 4 476         |
| 云南 Yunnan          | 291 460              | 224 528                   | 3 232                         | 56 830              | 4 236                    | 915                                  | 1 717         |
| 西藏 Tibet           | 25 723               | 18 537                    | 240                           | 6 938               | 8                        |                                      |               |
| 陕西 Shaanxi         | 960 903              | 674 672                   | 16 095                        | 220 078             | 14 173                   | 27 868                               | 8 018         |
| 甘肃 Gansu           | 463 541              | 314 337                   | 8 118                         | 122 086             | 9 706                    | 6 558                                | 2 736         |
| 青海 Qinghai         | 169 395              | 101 882                   | 2 868                         | 56 443              | 4 400                    | 349                                  | 3 452         |
| 宁夏 Ningxia         | 178 620              | 130 865                   | 2 264                         | 38 522              | 3 177                    | 807                                  | 2 986         |
| 新疆 Xinjiang        | 782 613              | 486 426                   | 7 705                         | 219 713             | 11 603                   | 15 732                               | 41 435        |

13-19 按经济类型分的建筑业企业资产 (1993年)  
CONSTRUCTION ASSETS BY TYPE OF OWNERSHIP (1993)

单位: 万元

(10 000 yuan)

| 地区 Region          | 资产合计<br>Total Assets  | 国有经济<br>State-Owned | 集体经济<br>Collective Owned | 联营经济<br>Joint Management | 股份制经济<br>Stock Ownership | 外商投资经济<br>Foreign Investment | 港澳台投资经济<br>Investment from Hong Kong, Marco and Taiwan | 其他经济<br>Other |
|--------------------|-----------------------|---------------------|--------------------------|--------------------------|--------------------------|------------------------------|--|---------------|
| 全国 National        | 37 195 140 25 627 978 | 11 082 103          | 118 367                  | 186 800                  | 76 836                   | 86 709                       | 3 338  |               |
| 北京 Beijing         | 3 055 745             | 2 571 863           | 460 002                  | 3 607                    | 2 152                    | 5 081                        | 13 039   |               |
| 天津 Tianjin         | 618 546               | 591 259             | 27 287                   |                          |                          |                              |  |               |
| 河北 Hebei           | 1 579 381             | 1 261 817           | 311 321                  | 153                      | 4 748                    | 590                          | 650  |               |
| 山西 Shanxi          | 1 062 457             | 964 395             | 90 363                   | 1 084                    | 2 741                    | 3 874                        |  |               |
| 内蒙古 Inner Mongolia | 693 050               | 477 202             | 203 670                  | 1 384                    | 4 856                    | 3 978                        | 241  |               |
| 辽宁 Liaoning        | 2 791 925             | 1 701 612           | 976 003                  | 4 593                    | 93 097                   | 14 183                       | 2 341  |               |
| 吉林 Jilin           | 961 549               | 788 269             | 170 059                  | 216                      | 814                      | 1 719                        | 96   |               |
| 黑龙江 Heilongjiang   | 1 634 504             | 1 239 623           | 388 576                  | 1 530                    | 3 755                    | 1 010                        | 10   |               |
| 上海 Shanghai        | 1 239 233             | 1 239 233           |                          |                          |                          |                              |  |               |
| 江苏 Jiangsu         | 2 232 219             | 1 163 642           | 1 052 084                | 2 895                    | 1 474                    | 3 728                        | 8 394  |               |
| 浙江 Zhejiang        | 1 641 408             | 607 664             | 1 020 252                | 2 324                    | 5 393                    | 5 143                        | 592  |               |
| 安徽 Anhui           | 712 118               | 460 227             | 241 195                  |                          | 9 352                    | 472                          | 212  |               |
| 福建 Fujian          | 1 273 246             | 576 316             | 666 667                  | 17 170                   | 359                      | 2 578                        | 6 915  |               |
| 江西 Jiangxi         | 1 011 669             | 784 715             | 226 954                  |                          |                          |                              | 3 241  |               |
| 山东 Shandong        | 1 683 743             | 1 107 211           | 563 628                  |                          | 2 963                    | 3 445                        | 6 496  |               |
| 河南 Henan           | 1 080 990             | 822 750             | 255 254                  | 536                      | 1 614                    | 396                          | 439  |               |
| 湖北 Hubei           | 1 293 779             | 1 072 406           | 218 618                  |                          | 213                      | 1 924                        | 523  |               |
| 湖南 Hunan           | 869 291               | 621 681             | 246 937                  | 24                       | 506                      | 114                          |  |               |
| 广东 Guangdong       | 5 297 168             | 2 779 273           | 2 362 626                | 59 269                   | 19 775                   | 26 207                       | 41 273   |               |
| 广西 Guangxi         | 924 434               | 751 268             | 173 166                  |                          |                          |                              |  |               |
| 海南 Hainan          | 105 975               | 49 075              | 35 276                   | 21 624                   |                          |                              |  |               |
| 四川 Sichuan         | 2 099 578             | 1 493 747           | 569 526                  | 1 007                    | 28 037                   | 1 446                        | 5 039  |               |
| 贵州 Guizhou         | 460 884               | 357 125             | 103 306                  | 5                        | 81                       | 367                          |  |               |
| 云南 Yunnan          | 291 460               | 168 208             | 122 163                  |                          | 254                      | 291                          | 544  |               |
| 西藏 Tibet           | 25 723                | 23 021              | 2 401                    |                          |                          |                              |  |               |
| 陕西 Shaanxi         | 960 903               | 870 399             | 90 324                   |                          |                          | 180                          |  |               |
| 甘肃 Gansu           | 463 541               | 360 440             | 103 101                  |                          |                          |                              |  |               |
| 青海 Qinghai         | 169 395               | 153 356             | 16 039                   |                          |                          |                              |  |               |
| 宁夏 Ningxia         | 178 620               | 133 982             | 43 693                   | 946                      |                          |                              |  |               |
| 新疆 Xinjiang        | 782 613               | 436 198             | 341 613                  |                          | 4 615                    | 110                          |  |               |

## 13-20 建筑业企业负债及所有者权益 (1993年)

## CONSTRUCTION LIABILITY AND OWNERSHIP RIGHTS AND INTERESTS (1993)

单位: 万元

(10 000 yuan)

| 地区<br>Region       | 负债合计<br>Total<br>Liabilities | 负债                           |                   | 所有者权益                                      |              |
|--------------------|------------------------------|------------------------------|-------------------|--|--------------|
|                    |                              | 流动负债<br>Circulating<br>Funds | 长期负债<br>Long-Term | 所有者权益<br>Ownership Rights<br>and Interests | 股本<br>Stocks |
| 全国 National        | 27 680 580                   | 25 597 834                   | 2 082 745         | 8 227 366                                  | 178 266      |
| 北京 Beijing         | 2 470 654                    | 2 346 481                    | 124 173           | 585 091                                    | 12 447       |
| 天津 Tianjin         | 452 231                      | 400 503                      | 51 727            | 188 953                                    | 7 852        |
| 河北 Hebei           | 1 073 231                    | 968 765                      | 104 466           | 427 916                                    | 9 531        |
| 山西 Shanxi          | 789 950                      | 731 132                      | 58 818            | 252 437                                    | 682          |
| 内蒙古 Inner Mongolia | 493 709                      | 457 785                      | 35 923            | 199 341                                    | 1 450        |
| 辽宁 Liaoning        | 2 018 666                    | 1 886 622                    | 132 044           | 773 260                                    | 10 559       |
| 吉林 Jilin           | 632 818                      | 594 949                      | 37 869            | 265 470                                    | 5 023        |
| 黑龙江 Heilongjiang   | 929 498                      | 855 834                      | 73 664            | 391 504                                    | 2 199        |
| 上海 Shanghai        | 1 333 486                    | 1 239 233                    | 94 253            | 198 110                                    | 10 830       |
| 江苏 Jiangsu         | 1 807 950                    | 1 735 123                    | 72 827            | 434 499                                    | 10 816       |
| 浙江 Zhejiang        | 1 175 211                    | 1 145 800                    | 29 411            | 262 144                                    | 7 384        |
| 安徽 Anhui           | 511 163                      | 473 291                      | 37 871            | 200 955                                    | 23 313       |
| 福建 Fujian          | 1 022 719                    | 998 794                      | 23 924            | 217 024                                    | 5 211        |
| 江西 Jiangxi         | 673 933                      | 599 076                      | 74 856            | 116 455                                    | 685          |
| 山东 Shandong        | 1 261 713                    | 1 128 944                    | 132 770           | 409 712                                    | 5 247        |
| 河南 Henan           | 737 961                      | 667 951                      | 70 010            | 326 294                                    | 8 419        |
| 湖北 Hubei           | 920 321                      | 808 507                      | 111 814           | 350 766                                    | 8 910        |
| 湖南 Hunan           | 624 070                      | 567 069                      | 57 002            | 245 221                                    | 336          |
| 广东 Guangdong       | 4 262 886                    | 4 035 798                    | 227 088           | 802 643                                    | 28 919       |
| 广西 Guangxi         | 725 748                      | 687 032                      | 38 715            | 198 686                                    | 2 299        |
| 海南 Hainan          | 40 246                       | 40 011                       | 235               | 11 073                                     | 2            |
| 四川 Sichuan         | 1 463 101                    | 1 302 162                    | 160 939           | 636 478                                    | 6 036        |
| 贵州 Guizhou         | 342 974                      | 312 636                      | 30 338            | 117 910                                    | 20           |
| 云南 Yunnan          | 194 191                      | 179 018                      | 15 173            | 65 553                                     | 411          |
| 西藏 Tibet           | 14 535                       | 14 364                       | 171               | 9 123                                      | 13           |
| 陕西 Shaanxi         | 631 074                      | 562 974                      | 68 100            | 193 536                                    | 3 534        |
| 甘肃 Gansu           | 309 353                      | 263 631                      | 45 721            | 113 594                                    | 2 251        |
| 青海 Qinghai         | 122 117                      | 110 845                      | 11 272            | 53 486                                     | 633          |
| 宁夏 Ningxia         | 149 365                      | 137 610                      | 11 755            | 35 337                                     |              |
| 新疆 Xinjiang        | 495 708                      | 345 892                      | 149 816           | 144 795                                    | 3 252        |



13-21 按经济类型分的建筑业企业负债 (1993年)  
CONSTRUCTION LIABILITIES BY TYPE OF OWNERSHIP (1993)

单位: 万元

(10 000 yuan)

| 地区 Region          | 负债合计<br>Total Liabilities | 国有经济<br>State-Owned | 集体经济<br>Collective Owned | 联营经济<br>Joint Management | 股份制经济<br>Stock Ownership | 外商投资经济<br>Foreign Investment | 港澳台投资经济<br>Investment from Hong Kong, Macao and Taiwan | 其他经济<br>Other |
|--------------------|---------------------------|---------------------|--------------------------|--------------------------|--------------------------|------------------------------|--|---------------|
| 全国 National        | 27 680 580                | 19 246 870          | 8 133 285                | 52 327                   | 134 799                  | 42 779                       | 65 913   | 2 790         |
| 北京 Beijing         | 2 470 654                 | 2 129 537           | 326 143                  | 2 223                    | 650                      | 2 729                        | 9 371  |               |
| 天津 Tianjin         | 452 231                   | 428 105             | 24 126                   |                          |                          |                              |  |               |
| 河北 Hebei           | 1 073 231                 | 892 896             | 176 699                  | 134                      | 2 993                    | 345                          | 163  |               |
| 山西 Shanxi          | 789 950                   | 723 732             | 63 425                   | 14                       | 1 854                    | 925                          |  |               |
| 内蒙古 Inner Mongolia | 493 709                   | 342 139             | 144 064                  | 1 086                    | 2 483                    | 3 383                        | 207  |               |
| 辽宁 Liaoning        | 2 018 666                 | 1 284 726           | 644 662                  | 3 971                    | 75 440                   | 8 242                        | 1 578  | 46            |
| 吉林 Jilin           | 632 818                   | 525 840             | 103 999                  | 121                      | 1 041                    | 1 572                        |  |               |
| 黑龙江 Heilongjiang   | 929 498                   | 677 816             | 247 633                  | 1 188                    | 2 530                    | 330                          | 1  |               |
| 上海 Shanghai        | 1 333 486                 | 1 333 486           |                          |                          |                          |                              |  |               |
| 江苏 Jiangsu         | 1 807 950                 | 808 147             | 989 595                  | 1 259                    | 1 204                    | 2 664                        | 5 082  |               |
| 浙江 Zhejiang        | 1 175 211                 | 340 815             | 825 689                  | 1 404                    | 2 536                    | 4 287                        | 476  |               |
| 安徽 Anhui           | 511 163                   | 332 868             | 169 659                  |                          | 7 607                    | 326                          | 111  |               |
| 福建 Fujian          | 1 022 719                 | 455 255             | 546 114                  | 11 920                   | 166                      | 1 774                        | 4 746  | 2 744         |
| 江西 Jiangxi         | 673 933                   | 424 480             | 249 452                  |                          |                          |                              |  |               |
| 山东 Shandong        | 1 261 713                 | 828 401             | 422 280                  | 7                        | 1 966                    | 1 328                        | 7 731  |               |
| 河南 Henan           | 737 961                   | 571 749             | 165 150                  | 192                      | 563                      | 85                           | 222  |               |
| 湖北 Hubei           | 920 321                   | 784 186             | 134 535                  |                          | 108                      | 1 148                        | 285  |               |
| 湖南 Hunan           | 624 070                   | 459 589             | 164 252                  | 6                        | 141                      | 72                           |  |               |
| 广东 Guangdong       | 4 262 886                 | 2 462 733           | 1 722 839                | 18 893                   | 13 497                   | 12 155                       | 32 693   |               |
| 广西 Guangxi         | 725 748                   | 603 274             | 122 474                  |                          |                          |                              |  |               |
| 海南 Hainan          | 40 246                    | 19 028              | 12 451                   | 8 767                    |                          |                              |  |               |
| 四川 Sichuan         | 1 463 101                 | 1 058 904           | 379 667                  | 1 123                    | 19 479                   | 1 053                        | 3 041  |               |
| 贵州 Guizhou         | 342 974                   | 271 678             | 70 896                   | 4                        | 61                       | 335                          |  |               |
| 云南 Yunnan          | 194 191                   | 103 285             | 90 584                   |                          | 117                      |                              | 206  |               |
| 西藏 Tibet           | 14 535                    | 13 884              | 649                      |                          |                          |                              |  |               |
| 陕西 Shaanxi         | 631 074                   | 561 464             | 69 584                   |                          |                          | 25                           |  |               |
| 甘肃 Gansu           | 309 353                   | 255 447             | 53 905                   |                          |                          |                              |  |               |
| 青海 Qinghai         | 122 117                   | 112 819             | 9 298                    |                          |                          |                              |  |               |
| 宁夏 Ningxia         | 149 365                   | 119 697             | 29 656                   | 12                       |                          |                              |  |               |
| 新疆 Xinjiang        | 495 708                   | 320 888             | 174 404                  |                          | 361                      |                              |  |               |

13-22 建筑业企业总收入 (1993年)  
 PRODUCT SALES REVENUE AND LABOR SERVICE REVENUE  
 OF CONSTRUCTION ENTERPRISES BY REGION (1993)

单位: 万元

(10 000 yuan)

| 地区 Region          | 企业总收入<br>Total Revenue | 工程预算收入<br>Revenue of<br>Engineering<br>Budget | 工程预算成本<br>Costs | 工程预算利润<br>Profits | 其他业务收入<br>Other<br>Revenue | 其他业务利润<br>Profits |
|--------------------|------------------------|---|-----------------|-------------------|----------------------------|-------------------|
| 全国 National        | 31 872 217             | 29 615 080                                    | 26 514 153      | 2 240 877         | 2 257 138                  | 330 609           |
| 北京 Beijing         | 2 207 953              | 2 055 404                                     | 1 832 717       | 163 840           | 152 549                    | 28 389            |
| 天津 Tianjin         | 648 438                | 629 228                                       | 566 017         | 47 717            | 19 210                     | 3 616             |
| 河北 Hebei           | 1 766 309              | 1 651 048                                     | 1 481 531       | 124 317           | 115 261                    | 13 382            |
| 山西 Shanxi          | 872 877                | 844 190                                       | 741 868         | 77 860            | 28 687                     | 9 198             |
| 内蒙古 Inner Mongolia | 735 554                | 687 573                                       | 613 684         | 53 343            | 47 981                     | 6 282             |
| 辽宁 Liaoning        | 3 152 348              | 2 989 509                                     | 2 659 818       | 242 132           | 162 839                    | 23 850            |
| 吉林 Jilin           | 1 111 679              | 1 050 425                                     | 922 208         | 95 475            | 61 254                     | 9 006             |
| 黑龙江 Heilongjiang   | 1 613 621              | 1 546 951                                     | 1 371 487       | 127 020           | 66 670                     | 5 468             |
| 上海 Shanghai        | 1 015 887              | 838 802                                       | 754 462         | 76 325            | 177 085                    | 29 260            |
| 江苏 Jiangsu         | 1 918 619              | 1 672 295                                     | 1 506 861       | 108 211           | 246 323                    | 27 895            |
| 浙江 Zhejiang        | 1 210 562              | 1 070 702                                     | 972 462         | 65 505            | 139 860                    | 14 289            |
| 安徽 Anhui           | 594 250                | 557 700                                       | 509 891         | 32 277            | 36 550                     | 5 292             |
| 福建 Fujian          | 871 152                | 839 594                                       | 764 507         | 48 571            | 31 558                     | 6 621             |
| 江西 Jiangxi         | 444 349                | 426 960                                       | 388 876         | 26 338            | 17 389                     | 5 026             |
| 山东 Shandong        | 1 404 930              | 1 325 764                                     | 1 154 536       | 134 060           | 79 166                     | 17 695            |
| 河南 Henan           | 912 059                | 849 270                                       | 759 216         | 65 554            | 62 789                     | 10 638            |
| 湖北 Hubei           | 1 264 848              | 1 143 753                                     | 1 015 275       | 96 439            | 121 095                    | 18 445            |
| 湖南 Hunan           | 813 136                | 760 657                                       | 684 184         | 54 942            | 52 479                     | 5 843             |
| 广东 Guangdong       | 3 781 176              | 3 595 247                                     | 3 250 945       | 229 703           | 185 929                    | 35 283            |
| 广西 Guangxi         | 630 973                | 553 760                                       | 488 734         | 40 969            | 77 213                     | 10 303            |
| 海南 Hainan          | 96 086                 | 94 754  | 87 021          | 5 319             | 1 332                      | 849               |
| 四川 Sichuan         | 2 006 083              | 1 852 637                                     | 1 671 844       | 128 958           | 153 446                    | 15 629            |
| 贵州 Guizhou         | 352 599                | 339 092                                       | 308 069         | 21 310            | 13 507                     | 2 239             |
| 云南 Yunnan          | 291 106                | 276 570                                       | 251 782         | 17 828            | 14 536                     | 2 936             |
| 西藏 Tibet           | 24 788                 | 23 734  | 20 547          | 2 598             | 1 054                      | 197               |
| 陕西 Shaanxi         | 772 513                | 709 990                                       | 633 310         | 60 127            | 62 524                     | 6 674             |
| 甘肃 Gansu           | 428 613                | 400 070                                       | 359 555         | 29 508            | 28 513                     | 3 604             |
| 青海 Qinghai         | 135 430                | 127 666                                       | 115 058         | 9 466             | 7 764                      | 587               |
| 宁夏 Ningxia         | 170 714                | 159 988                                       | 148 562         | 6 957             | 10 727                     | 1 251             |
| 新疆 Xinjiang        | 623 564                | 541 748                                       | 479 123         | 48 208            | 81 816                     | 10 861            |

13-23 按经济类型分的建筑业企业总收入 (1993年)  
 PRODUCT SALES REVENUE AND LABOR SERVICE REVENUE  
 OF CONSTRUCTION BY TYPE OF OWNERSHIP (1993)

单位: 万元

(10 000 yuan)

| 地区 Region          | 企业总收入<br>Total Revenue | 国有经济<br>State-Owned | 集体经济<br>Collective Owned | 联营经济<br>Joint Management | 股份制经济<br>Stock Ownership | 外商投资经济<br>Foreign Investment | 港澳台投资经济<br>Investment from Hong Kong, Macao and Taiwan | 其他经济<br>Other |
|--------------------|------------------------|---------------------|--------------------------|--------------------------|--------------------------|------------------------------|--|---------------|
| 全国 National        | 31 872 217             | 21 498 671          | 10 029 727               | 41 638                   | 152 747                  | 58 852                       | 83 072   | 3 198         |
| 北京 Beijing         | 2 207 953              | 1 540 102           | 645 646                  | 2 314                    | 1 042                    | 4 834                        | 14 014   |               |
| 天津 Tianjin         | 648 438                | 631 021             | 17 418                   |                          |                          |                              |  |               |
| 河北 Hebei           | 1 766 309              | 1 328 876           | 429 478                  | 35                       | 6 724                    | 293                          | 708  |               |
| 山西 Shanxi          | 872 877                | 785 908             | 85 595                   | 25                       | 1 140                    | 210                          |  |               |
| 内蒙古 Inner Mongolia | 735 554                | 438 018             | 286 512                  | 1 021                    | 5 397                    | 3 527                        | 456  |               |
| 辽宁 Liaoning        | 3 152 348              | 1 635 844           | 1 416 523                | 2 884                    | 82 541                   | 10 363                       | 4 175  | 18            |
| 吉林 Jilin           | 1 111 679              | 832 289             | 275 030                  | 1 001                    | 1 403                    | 1 222                        |  |               |
| 黑龙江 Heilongjiang   | 1 613 621              | 1 064 791           | 538 835                  | 2 837                    | 5 949                    | 1 150                        | 60   |               |
| 上海 Shanghai        | 1 015 887              | 1 015 887           |                          |                          |                          |                              |  |               |
| 江苏 Jiangsu         | 1 918 619              | 1 094 689           | 808 068                  | 4 153                    | 1 230                    | 3 961                        | 6 518  |               |
| 浙江 Zhejiang        | 1 210 562              | 438 673             | 757 156                  | 2 565                    | 3 906                    | 7 454                        | 629  |               |
| 安徽 Anhui           | 594 250                | 417 707             | 167 379                  |                          | 8 017                    | 745                          | 142  |               |
| 福建 Fujian          | 871 152                | 504 020             | 345 864                  | 7 476                    | 192                      | 2 991                        | 7 428  | 3 181         |
| 江西 Jiangxi         | 444 349                | 314 978             | 129 371                  |                          |                          |                              |  |               |
| 山东 Shandong        | 1 404 930              | 946 676             | 447 687                  | 20                       | 3 298                    | 1 475                        | 5 773  |               |
| 河南 Henan           | 912 059                | 712 047             | 197 143                  | 1 016                    | 1 235                    | 410                          | 208  |               |
| 湖北 Hubei           | 1 264 848              | 979 939             | 279 590                  |                          | 1 046                    | 3 189                        | 1 008  |               |
| 湖南 Hunan           | 813 136                | 577 655             | 235 000                  | 94                       | 331                      | 31                           |  |               |
| 广东 Guangdong       | 3 781 176              | 2 069 451           | 1 644 478                | 2 793                    | 10 564                   | 15 303                       | 37 821   |               |
| 广西 Guangxi         | 630 973                | 454 889             | 176 083                  |                          |                          |                              |  |               |
| 海南 Hainan          | 96 086                 | 48 736              | 37 099                   | 10 251                   |                          |                              |  |               |
| 四川 Sichuan         | 2 006 083              | 1 449 109           | 536 879                  | 1 324                    | 12 884                   | 847                          | 3 744  |               |
| 贵州 Guizhou         | 352 599                | 254 600             | 97 459                   | 28                       | 114                      | 398                          |  |               |
| 云南 Yunnan          | 291 106                | 196 740             | 93 001                   |                          | 621                      | 357                          | 387  |               |
| 西藏 Tibet           | 24 788                 | 21 543              | 3 185                    |                          |                          |                              |  |               |
| 陕西 Shaanxi         | 772 513                | 695 903             | 76 541                   |                          |                          | 69                           |  |               |
| 甘肃 Gansu           | 428 613                | 332 592             | 96 021                   |                          |                          |                              |  |               |
| 青海 Qinghai         | 135 430                | 115 047             | 20 382                   |                          |                          |                              |  |               |
| 宁夏 Ningxia         | 170 714                | 123 574             | 45 340                   | 1 800                    |                          |                              |  |               |
| 新疆 Xinjiang        | 623 564                | 477 368             | 140 963                  |                          | 5 111                    | 24                           |  |               |

## 13-24 建筑业企业利税总额 (1993年)

## PROFITS AND TAXES OF CONSTRUCTION ENTERPRISES BY REGION (1993)

| 地区<br>Region       | 利税总额<br>合计<br>(万元)<br>Total Profits<br>and Taxes<br>(10 000 yuan) | 利润总额<br>Profits | 工程结算<br>税金及附加<br>Taxes of<br>Engineering<br>Budget | 管理费用<br>中的税金<br>Taxes for<br>management<br>costs | 产值利税率<br>Rate of<br>taxes to<br>Assets<br>(%) | 资产利税率<br>Rate of<br>taxes to Gross<br>Output Value<br>(%) |
|--------------------|---|-----------------|--|--|---|---|
| 全国 National        | 1 609 393   | 646 932         | 882 842  | 79 619   | 4.9   | 4.3   |
| 北京 Beijing         | 124 387   | 61 432          | 58 847   | 4 107  | 5.9   | 4.1   |
| 天津 Tianjin         | 31 192  | 14 108          | 15 494   | 1 589  | 5.1   | 5.0   |
| 河北 Hebei           | 77 749  | 28 796          | 45 200   | 3 753  | 4.9   | 4.9   |
| 山西 Shanxi          | 56 657  | 30 437          | 24 462   | 1 757  | 6.6   | 5.3   |
| 内蒙古 Inner Mongolia | 32 513  | 10 201          | 20 546   | 1 766  | 4.6   | 4.7   |
| 辽宁 Liaoning        | 171 784   | 78 370          | 87 559   | 5 856  | 5.4   | 6.2   |
| 吉林 Jilin           | 60 625  | 25 341          | 32 742   | 2 542  | 5.6   | 6.3   |
| 黑龙江 Heilongjiang   | 88 740  | 35 485          | 48 444   | 4 810  | 5.8   | 5.4   |
| 上海 Shanghai        | 53 438  | 21 575          | 30 812   | 1 051  | 5.4   | 4.3   |
| 江苏 Jiangsu         | 96 645  | 35 880          | 57 223   | 3 541  | 5.0   | 4.3   |
| 浙江 Zhejiang        | 58 969  | 24 098          | 32 735   | 2 136  | 4.7   | 3.6   |
| 安徽 Anhui           | 16 592  | - 607           | 15 532   | 1 667  | 2.9   | 2.3   |
| 福建 Fujian          | 46 461  | 16 901          | 26 516   | 3 044  | 5.4   | 3.6   |
| 江西 Jiangxi         | 16 994  | 3 999           | 11 746   | 1 249  | 3.4   | 1.7   |
| 山东 Shandong        | 82 703  | 41 662          | 37 168   | 3 873  | 5.9   | 4.9   |
| 河南 Henan           | 38 345  | 10 951          | 24 500   | 2 894  | 3.8   | 3.5   |
| 湖北 Hubei           | 51 208  | 15 608          | 32 040   | 3 560  | 4.3   | 4.0   |
| 湖南 Hunan           | 33 990  | 10 410          | 21 531   | 2 049  | 4.2   | 3.9   |
| 广东 Guangdong       | 230 269   | 102 899         | 114 594  | 12 776   | 5.0   | 4.3   |
| 广西 Guangxi         | 43 902  | 18 363          | 24 957   | 1 481  | 6.4   | 4.7   |
| 海南 Hainan          | 6 278   | 3 338           | 2 410  | 530  | 5.2   | 5.9   |
| 四川 Sichuan         | 83 589  | 26 663          | 51 834   | 5 092  | 4.1   | 4.0   |
| 贵州 Guizhou         | 13 059  | 514             | 9 714  | 2 831  | 3.5   | 2.8   |
| 云南 Yunnan          | 14 497  | 7 085           | 6 961  | 451  | 3.9   | 5.0   |
| 西藏 Tibet           | 1 636   | 952             | 589  | 95   | 6.8   | 6.4   |
| 陕西 Shaanxi         | 27 536  | 9 567           | 16 553   | 1 416  | 3.7   | 2.9   |
| 甘肃 Gansu           | 15 193  | 3 294           | 11 007   | 892  | 3.7   | 3.3   |
| 青海 Qinghai         | 2 833   | -1 043          | 3 141  | 735  | 2.1   | 1.7   |
| 宁夏 Ningxia         | 4 647   | -42             | 4 468  | 221  | 3.0   | 2.6   |
| 新疆 Xinjiang        | 26 961  | 10 692          | 14 417   | 1 852  | 4.2   | 3.4   |

13-25 按经济类型分的建筑业企业利税总额 (1993年)  
 PROFITS AND TAXES OF CONSTRUCTION ENTERPRISES  
 BY TYPE OF OWNERSHIP (1993)

单位: 万元

(10 000 yuan)

| 地区 Region          | 利税总额<br>合计<br>Total<br>Profits<br>and Taxes | 国有经济<br>State-<br>Owned | 集体经济<br>Collective<br>Owned | 联营经济<br>Joint<br>Management | 股份制<br>经济<br>Stock<br>Ownership | 外商投资<br>经济<br>Foreign<br>Investment | 港澳台投资<br>经济<br>Investment<br>from Hong<br>Kong, Marco<br>and Taiwan | 其他<br>经济<br>Other |
|--------------------|---|-------------------------|-----------------------------|-----------------------------|---------------------------------|-------------------------------------|---|-------------------|
| 全国 National        | 1 609 393                                   | 995 108                 | 584 870                     | 1 450                       | 13 417                          | 6 168                               | 8 462   | 78                |
| 北京 Beijing         | 124 387                                     | 66 972                  | 55 476                      | 171                         | 189                             | 593                                 | 986   |                   |
| 天津 Tianjin         | 31 192                                      | 30 542                  | 650                         |                             |                                 |                                     |   |                   |
| 河北 Hebei           | 77 749                                      | 51 106                  | 26 201                      | -5                          | 422                             | -1                                  | 20  |                   |
| 山西 Shanxi          | 56 657                                      | 51 976                  | 4 625                       | 6                           | 93                              | -43                                 |   |                   |
| 内蒙古 Inner Mongolia | 32 513                                      | 17 391                  | 14 269                      | 58                          | 467                             | 294                                 | 24  |                   |
| 辽宁 Liaoning        | 171 785                                     | 74 547                  | 88 547                      | 100                         | 6 532                           | 2 211                               | -128  | -25               |
| 吉林 Jilin           | 60 625                                      | 46 912                  | 13 452                      | 25                          | 92                              | 69                                  |   |                   |
| 黑龙江 Heilongjiang   | 88 740                                      | 66 026                  | 22 194                      | 106                         | 301                             | 102                                 | 9   |                   |
| 上海 Shanghai        | 53 438                                      | 53 438                  |                             |                             |                                 |                                     |   |                   |
| 江苏 Jiangsu         | 96 645                                      | 51 752                  | 43 377                      | 143                         | 68                              | 240                                 | 1 066   |                   |
| 浙江 Zhejiang        | 58 969                                      | 19 243                  | 38 683                      | 115                         | 500                             | 363                                 | 16  |                   |
| 安徽 Anhui           | 16 592                                      | 10 695                  | 5 445                       |                             | 374                             | 43                                  | 4   |                   |
| 福建 Fujian          | 46 461                                      | 24 478                  | 20 789                      | 332                         | 26                              | 201                                 | 533   | 103               |
| 江西 Jiangxi         | 16 994                                      | 10 474                  | 6 520                       |                             |                                 |                                     |   |                   |
| 山东 Shandong        | 82 703                                      | 51 851                  | 30 110                      | 1                           | 147                             | 225                                 | 371   |                   |
| 河南 Henan           | 38 345                                      | 26 638                  | 11 562                      | 56                          | 108                             | -23                                 | 5   |                   |
| 湖北 Hubei           | 51 208                                      | 34 168                  | 16 435                      |                             | 33                              | 402                                 | 166   |                   |
| 湖南 Hunan           | 33 990                                      | 22 019                  | 11 967                      | 3                           | 18                              | -19                                 |   |                   |
| 广东 Guangdong       | 230 269                                     | 109 223                 | 113 006                     | -449                        | 2 192                           | 1 544                               | 5 192   |                   |
| 广西 Guangxi         | 43 902                                      | 34 203                  | 9 698                       |                             |                                 |                                     |   |                   |
| 海南 Hainan          | 6 278                                       | 2 019                   | 3 664                       | 595                         |                                 |                                     |   |                   |
| 四川 Sichuan         | 83 589                                      | 57 771                  | 24 330                      | 69                          | 1 122                           | 27                                  | 171   |                   |
| 贵州 Guizhou         | 13 059                                      | 8 376                   | 4 826                       | 1                           | 11                              | -155                                |   |                   |
| 云南 Yunnan          | 14 497                                      | 10 189                  | 4 095                       |                             | 92                              | 93                                  | 29  |                   |
| 西藏 Tibet           | 1 636                                       | 1 260                   | 346                         |                             |                                 |                                     |   |                   |
| 陕西 Shaanxi         | 27 536                                      | 25 139                  | 2 393                       |                             |                                 | 4                                   |   |                   |
| 甘肃 Gansu           | 15 193                                      | 11 254                  | 3 939                       |                             |                                 |                                     |   |                   |
| 青海 Qinghai         | 2 833                                       | 2 392                   | 441                         |                             |                                 |                                     |   |                   |
| 宁夏 Ningxia         | 4 647                                       | 2 486                   | 2 039                       | 122                         |                                 |                                     |   |                   |
| 新疆 Xinjiang        | 26 961                                      | 20 569                  | 5 790                       |                             | 630                             | -1                                  |   |                   |

2  
0  
16

甲  
乙  
甲  
乙

中国统计年鉴1994

## 13-26 按经济类型分的建筑业企业利润总额 (1993年)

## PROFITS OF CONSTRUCTION ENTERPRISES BY TYPE OF OWNERSHIP (1993)

单位: 万元

(10 000 yuan)

| 地区<br>Region       | 利润总额<br>合计<br>Total<br>Profits<br>and Taxes | 国有经济            | 集体经济                     | 联营经济                | 股份制<br>经济          | 外商投资<br>经济            | 港澳台投资<br>经济  | 其他<br>经济 |
|--------------------|---|-----------------|--------------------------|---------------------|--------------------|-----------------------|--|----------|
|                    |   | State-<br>Owned | Collec-<br>tive<br>Owned | Joint<br>Management | Stock<br>Ownership | Foreign<br>Investment | Investment<br>from Hong<br>Kong, Marco<br>and Taiwan | Other    |
| 全国 National        | 646 932                                     | 409 101         | 219 146                  | 19                  | 9 389              | 4 303                 | 5 304  | 41       |
| 北京 Beijing         | 61 432                                      | 28 111          | 32 426                   | 96                  | 158                | 455                   | 186  |          |
| 天津 Tianjin         | 14 108                                      | 13 987          | 121                      |                     |                    |                       |  |          |
| 河北 Hebei           | 28 796                                      | 17 393          | 11 192                   | -6                  | 238                | -13                   | -1   |          |
| 山西 Shanxi          | 30 437                                      | 29 494          | 935                      | 6                   | 48                 | -46                   |  |          |
| 内蒙古 Inner Mongolia | 10 201                                      | 5 514           | 4 123                    | 24                  | 311                | 231                   | 10   |          |
| 辽宁 Liaoning        | 78 370                                      | 29 979          | 42 684                   | -22                 | 4 098              | 1 904                 | -248   | -26      |
| 吉林 Jilin           | 25 341                                      | 22 196          | 2 983                    | 22                  | 57                 | 32                    |  |          |
| 黑龙江 Heilongjiang   | 35 485                                      | 31 598          | 3 668                    | 15                  | 128                | 68                    | 8  |          |
| 上海 Shanghai        | 21 575                                      | 21 575          |                          |                     |                    |                       |  |          |
| 江苏 Jiangsu         | 35 880                                      | 18 095          | 16 776                   | 53                  | 32                 | 114                   | 811  |          |
| 浙江 Zhejiang        | 24 098                                      | 8 888           | 14 613                   | 33                  | 378                | 155                   | -4   |          |
| 安徽 Anhui           | -607  | -295            | -536                     |                     | 178                | 37                    |  |          |
| 福建 Fujian          | 16 901                                      | 8 541           | 7 734                    | 94                  | 2                  | 156                   | 308  | 66       |
| 江西 Jiangxi         | 3 999                                       | 3 081           | 918                      |                     |                    |                       |  |          |
| 山东 Shandong        | 41 662                                      | 25 875          | 15 456                   |                     | 101                | 173                   | 58   |          |
| 河南 Henan           | 10 951                                      | 7 186           | 3 699                    | 41                  | 67                 | -35                   | -7   |          |
| 湖北 Hubei           | 15 608                                      | 10 492          | 4 666                    |                     | 10                 | 306                   | 133  |          |
| 湖南 Hunan           | 10 410                                      | 7 485           | 2 936                    | 1                   | 8                  | -20                   |  |          |
| 广东 Guangdong       | 102 899                                     | 54 716          | 42 388                   | -599                | 2 039              | 871                   | 3 987  |          |
| 广西 Guangxi         | 18 363                                      | 16 341          | 2 022                    |                     |                    |                       |  |          |
| 海南 Hainan          | 3 338                                       | 1 198           | 1 897                    | 242                 |                    |                       |  |          |
| 四川 Sichuan         | 26 663                                      | 20 161          | 5 493                    | 2                   | 901                | 1                     | 52   |          |
| 贵州 Guizhou         | 514   | 689             | -17                      | 1                   | 9                  | -166                  |  |          |
| 云南 Yunnan          | 7 085                                       | 5 910           | 1 024                    |                     | 58                 | 82                    | 12   |          |
| 西藏 Tibet           | 952   | 646             | 277                      |                     |                    |                       |  |          |
| 陕西 Shaanxi         | 9 567                                       | 9 745           | -178                     |                     |                    |                       |  |          |
| 甘肃 Gansu           | 3 294                                       | 2 440           | 854                      |                     |                    |                       |  |          |
| 青海 Qinghai         | -1 043                                      | -751            | -292                     |                     |                    |                       |  |          |
| 宁夏 Ningxia         | -42   | -561            | 502                      | 17                  |                    |                       |  |          |
| 新疆 Xinjiang        | 10 692                                      | 9 373           | 784                      |                     | 566                | -2                    |  |          |

## 主要统计指标解释

**建筑业统计单位** 指从事房屋、构筑物建造和设备安装活动的生产单位,根据不同的组织方式,建筑业统计的调查单位可分为法人建筑业企业和附营建筑施工单位。法人建筑业企业是指专门组织的独立核算的法人建筑业企业,它应同时具备的条件是:①依法成立,有自己的名称、组织机构和场所,能够承担民事责任;②独立拥有和使用资产,承担负债,有权与其他单位签订合同;③独立核算盈亏,能够编制资产负债表。另一种调查单位是其他行业的企业、事业单位为完成本单位固定资产建造任务而自行组织的附营建筑施工单位,它应同时具备的条件是:①具有一个场所,从事或主要从事建筑安装活动;②单独组织生产经营活动;③在企业内部单独核算收支。

**建筑业总产值(即自行完成施工产值)** 指建筑业企业或附属施工单位自行完成的按工程进度计算的建筑安装生产总产值。施工产值包括:

①建筑工程产值:指列入建筑工程预算内的各种工程价值。

②设备安装工程产值:指设备安装工程价值。

③房屋、构筑物修理产值:指房屋、构筑物修理所完成的价值,但不包括被修理房屋、构筑物本身的价值和生产设备的修理价值。

④非标准设备制造产值:指加工制造没有定型的、非标准的生产设备的加工费和原材料价值,不论是现场还是附属加工厂为本单位承建工程制造的非标准设备的价值,都应计算产值。

**竣工产值** 指在报告期内,按照设计所规定的工程内容全部完成,达到了设计规定的交工条件,经有关部门检查验收鉴定合格的单位工程价值之和。

**房屋建筑施工面积** 指在报告期内施工的全部房屋建筑面积。包括本期内新开工的;上期施工跨入本期继续施工、上期停建本期复工的房屋建筑面积;不包括上期开工后又停工,本期未施工的房屋建筑面积。

**房屋建筑竣工面积** 指在报告期内,按照设计所规定的工程内容全部完成,达到了设计规定的交工条件,经有关部门检查验收鉴定合格的房屋建筑面积。

**住宅竣工面积** 指房屋建筑竣工面积中供居住用的房屋建筑竣工面积。

**自有机械设备年末总台数** 指归本企业(或单位)所有,属于本企业固定资产的生产性机械设备年末总台数。包括施工机械、生产设备、运输设备以及其他设备。

**自有机械设备年末总功率** 指本企业(或单位)自有施工机械、生产设备、运输设备以及其他设备等列为在册固定资产的生产性机械设备年末总功率,按设定能力或查定能力计算。包括机械本身的动力和为该机械服务的单独动力设备,如电动机等。计量单位用千瓦,动力换算可按1马力=0.735千瓦折合成千瓦数。电焊机、变压器、锅炉不计算动力。

**工程结算收入** 指企业(或单位)按工程的分部分项自行完成的建筑产品价值并已与甲方在报告期内办理结算手续的工程价款收入,以及向甲方收取的除工程价款以外的按规定列作营业收入的各种款项,如临时设施费、劳动保险费、施工机械调迁费等以及向甲方收取的各种索赔款。

**工程结算利润** 指已结算工程实现的利润。如为亏损以“-”号表示。其计算公式为:

工程结算利润=工程结算收入-工程结算成本-工程结算税金及附加

**企业总收入** 指与企业生产经营直接有关的各项收入,包括工程结算收入和其他业务收入,即:

企业总收入=工程结算收入+其他业务收入

## Explanatory Notes for Major Indicators

**Construction Establishment as a Unit for Statistical Survey** refers to establishments engaged in the construction of buildings and structures and in the installation of equipment. They can be divided into two categories: construction enterprises and subsidiary constructing units, depending upon their way of organization. A construction enterprise is a legal entity with independent accounting capability, especially set up to undertake construction activities. It should meet the following 3 criteria: ① being set up in line with relevant legal basis, having its full name, organization and location, and capable of shouldering civil responsibilities; ② independently possessing and utilizing its assets and assuming its liabilities, and entitled to sign contracts with other institutions; and ③ making independent accounts of its profits and losses, and capable of compiling assets and liability table. On the other hand, the second category of statistical survey units are subsidiary constructing units that are established by enterprises or institutions in other industries to take construction projects to build up their fixed assets. They should also meet 3 criteria: ① engaged exclusively or mainly in construction and installation activities with a fixed site; ② organizing independently their production/management; and ③ with independent accounting capability in the enterprises to which they are attached.

**Gross Output Value of Construction** (also called **Output Value of Projects Under Construction**) refers to the gross output value of construction and installation projects that are undertaken by construction enterprises or subsidiary constructing units, calculated in line with the planned schedule. It includes:

- (1) Output value of construction projects, that is the value of projects covered by the project budgets;
- (2) Output value of installation projects, that is the value of the installation of equipment;
- (3) Output value of repair of buildings and structures, that is the value created through the repairs of buildings or structures, but does not include the value of buildings or structures being repaired and of the repair of production equipment;
- (4) Output value of manufactured non-standard equipment, that is the value of non-standard production equipment (including raw materials and manufacturing cost) made for the construction project, irrespective of whether manufactured on the construction site or by subsidiary workshops.

**Output Value of Completed Projects** refers to the sum of value of projects that are completed, during the reference time, meeting the designed specification, and evaluated and accepted by relevant authority.

**Floor Space of Buildings under Construction** refers to floor space of buildings under construction during the reference time, including newly started buildings, buildings started earlier and continued during the reference time, and buildings suspended earlier but restarted during the reference time. Excluded are buildings started and then suspended earlier that have not be restarted during the reference time.

**Floor Space of Buildings Completed** refers to floor space of buildings that are completed, during the reference time, meeting the designed specification, and evaluated and accepted by relevant authority.

**Floor Space of Residential Buildings Completed** refers to floor space of buildings completed that are to be used for residential purpose (including housing units for families and dormitories for unmarried employees and students).

**Total Sets of Own Machinery and Equipment by the End of Year** refers to the sets of machinery and equip-



ment owned by, and listed as the fixed assets of the enterprise (or unit) by the end of the year, including machinery and equipment for construction, production and transportation.

**Total Power of Own Machinery and Equipment by the End of Year** refers to the total power of machinery and equipment owned by, and listed as the fixed assets of the enterprise (or unit) by the end of the year, including machinery and equipment for construction, production and transportation. The power of the machinery is calculated on basis of the designed or verified capacity, covering the power of the machinery/equipment and the separate power equipment serving the machinery/equipment (such as electric motors), but excluding welders, transformers and boilers. The unit used for the calculation of power is kilowatt, with horsepower converted to kilowatt by 1 horsepower=0.735 kilowatt.

**Income From Settlement of Projects** refers to the income received by the construction enterprise/unit from the completed portion of the project through settlement procedures with the contractee during the reference period, and other charges to the contractee as operational costs, such as facility fee, labour insurance fee, moving cost of construction unit, as well as various types of claims to the contractee.

**Profit From Settlement of Projects** refers to profit realized through settled projects, obtained by the following formula:

$$\text{Profit from Settlement of Projects} = \text{Income from Settlement of Projects} - \text{Settled Cost} - \text{Settled Taxes and Other Cost}$$

**Total Revenue of Enterprises** refers to the sum of income from production and operation of enterprises, including income from settlement of projects and other operational income, namely:

$$\text{Total Revenue of Enterprises} = \text{Income from Settlement of Projects} + \text{Other Operational Income}$$

# 十四 运输和邮电

TRANSPORTATION, POST AND  
TELECOMMUNICATION SERVICES

---

---



14-1 各地区国有单位交通运输、邮电通讯业职工人数 (1993年底)  
 STAFF AND WORKERS IN STATE-OWNED TRANSPORTATION, AND POSTS AND  
 TELECOMMUNICATIONS UNITS BY REGION (END OF 1993)

单位: 万人

(10 000 persons)

| 地区<br>Region       | 铁路运输业<br>Railway | 公路运输业<br>Highway | 管道运输业<br>Pipeline | 水上运输业<br>Waterway | 航空运输业<br>Airway | 交通运输辅助业<br>Transportation<br>Subsidiary | 其他交通运输业<br>Other<br>Transportation | 邮电通信业<br>Post and<br>Telecommunication<br>Service |
|--------------------|------------------|------------------|-------------------|-------------------|-----------------|---|------------------------------------|---|
| 全国 National        | 219.6            | 144.4            | 2.6               | 43.9              | 8.0             | 98.4                                    | 1.4                                | 99.2  |
| 北京 Beijing         | 7.6              | 3.1              | ...               | ...               | 0.8             | 0.6                                     | ...                                | 3.8   |
| 天津 Tianjin         | 3.4              | 2.1              | ...               | 1.3               | 0.2             | 2.8                                     | ...                                | 1.5   |
| 河北 Hebei           | 11.9             | 7.5              | 0.1               | 0.4               | 0.1             | 5.0                                     | ...                                | 4.7   |
| 山西 Shanxi          | 12.6             | 4.5              | ...               | ...               | 0.3             | 2.3                                     | 0.1                                | 2.8   |
| 内蒙古 Inner Mongolia | 12.0             | 3.3              | ...               | ...               | 0.2             | 2.5                                     | ...                                | 2.7   |
| 辽宁 Liaoning        | 18.6             | 7.0              | 0.8               | 1.3               | 0.6             | 7.2                                     | 0.1                                | 5.6   |
| 吉林 Jilin           | 11.5             | 3.5              | 0.2               | 0.1               | 0.2             | 2.1                                     | ...                                | 3.6   |
| 黑龙江 Heilongjiang   | 20.4             | 3.7              | 0.1               | 0.7               | 0.3             | 3.7                                     | 0.1                                | 4.9   |
| 上海 Shanghai        | 4.6              | 3.7              | ...               | 6.5               | 0.8             | 5.7                                     | ...                                | 3.5   |
| 江苏 Jiangsu         | 6.5              | 7.6              | 0.8               | 6.6               | 0.2             | 7.0                                     | 0.1                                | 5.5   |
| 浙江 Zhejiang        | 3.2              | 5.8              | ...               | 2.9               | 0.2             | 3.6                                     | ...                                | 4.4   |
| 安徽 Anhui           | 4.7              | 4.8              | ...               | 1.6               | 0.2             | 2.7                                     | 0.1                                | 2.5   |
| 福建 Fujian          | 3.3              | 4.7              | ...               | 1.6               | 0.2             | 1.8                                     | 0.2                                | 2.4   |
| 江西 Jiangxi         | 5.9              | 4.3              | ...               | 1.1               | 0.1             | 1.9                                     | 0.2                                | 2.5   |
| 山东 Shandong        | 11.2             | 8.5              | 0.3               | 1.3               | 0.2             | 5.7                                     | ...                                | 5.3   |
| 河南 Henan           | 14.6             | 10.0             | ...               | 0.1               | 0.2             | 4.3                                     | ...                                | 5.6   |
| 湖北 Hubei           | 10.4             | 7.1              | 0.1               | 4.3               | 0.2             | 6.9                                     | ...                                | 4.5   |
| 湖南 Hunan           | 8.4              | 6.6              | ...               | 1.2               | 0.2             | 3.5                                     | ...                                | 4.2   |
| 广东 Guangdong       | 6.5              | 7.4              | ...               | 5.9               | 1.0             | 9.9                                     | 0.3                                | 9.2   |
| 广西 Guangxi         | 6.4              | 5.7              | ...               | 1.9               | 0.2             | 3.1                                     | 0.1                                | 3.0   |
| 海南 Hainan          | 0.3              | 0.5              | ...               | 0.1               | ...             | 1.7                                     | ...                                | 0.5   |
| 四川 Sichuan         | 8.2              | 12.6             | ...               | 4.6               | 0.2             | 7.6                                     | ...                                | 5.6   |
| 贵州 Guizhou         | 4.3              | 3.1              | ...               | 0.3               | 0.1             | 1.3                                     | ...                                | 2.0   |
| 云南 Yunnan          | ...              | ...              | ...               | ...               | ...             | ...                                     | ...                                | ...   |
| 西藏 Tibet           | 0.1              | 1.3              | ...               | ...               | ...             | 0.1                                     | ...                                | 0.3   |
| 陕西 Shaanxi         | 8.7              | 4.0              | ...               | ...               | 0.5             | 1.8                                     | ...                                | 3.2   |
| 甘肃 Gansu           | 6.7              | 2.6              | ...               | ...               | 0.3             | 1.4                                     | ...                                | 2.1   |
| 青海 Qinghai         | 2.0              | 0.9              | ...               | ...               | ...             | 0.7                                     | ...                                | 0.7   |
| 宁夏 Ningxia         | 1.5              | 0.8              | 0.1               | ...               | ...             | 0.4                                     | ...                                | 0.6   |
| 新疆 Xinjiang        | 4.0              | 7.7              | ...               | ...               | 0.4             | 1.3                                     | ...                                | 2.1   |

## 14-2 各地区运输线路长度 (1993年底)

## LENGTH OF TRANSPORTATION ROUTES BY REGION (END OF 1993)

单位: 公里

(km)

| 地 区<br>Region        | 国家铁路 Railways<br>by State-owned     |   | 内河航<br>道里程<br>Navigable<br>Inland<br>Waterways | 公 里<br>路 程<br>Total<br>Highways | 有路面<br>里 程   |                        |                     | 无路面<br>里 程<br>Non-Paved |         |
|----------------------|-------------------------------------|---|--|---------------------------------|--|------------------------|---------------------|-------------------------|---------|
|                      | 营业里程<br>Railways<br>in<br>Operation | 正线延<br>展里程<br>Mainline<br>Railways<br>Length<br>Completed |  |                                 | 高 级<br>次高级<br>Primary<br>and<br>Secondary<br>Grade | 中 级<br>Medium<br>Grade | 低 级<br>Low<br>Grade |                         |         |
| 全 国 National         | 53 802                              | 69 412  | 110 174  | 1 083 476                       | 960 236  | 327 321                | 321 872             | 311 043                 | 123 240 |
| 北 京 Beijing          | 1 020                               | 1 607   |  | 11 260                          | 11 073   | 7 633                  | 1 671               | 1 769                   | 187     |
| 天 津 Tianjin          | 502                                 | 896   | 90   | 4 117                           | 3 698  | 3 590                  | 26                  | 82                      | 419     |
| 河 北 Hebei            | 3 183                               | 5 191   | 75   | 49 195                          | 42 610   | 32 142                 | 1 913               | 8 555                   | 6 585   |
| 山 西 Shanxi           | 2 331                               | 3 397   | 170  | 32 210                          | 25 675   | 11 775                 | 5 660               | 8 240                   | 6 535   |
| 内 蒙 古 Inner Mongolia | 5 073                               | 5 811   | 602  | 43 789                          | 34 223   | 7 006                  | 6 509               | 20 708                  | 9 566   |
| 辽 宁 Liaoning         | 3 558                               | 4 950   | 508  | 41 638                          | 40 490   | 15 382                 | 8 651               | 16 457                  | 1 148   |
| 吉 林 Jilin            | 3 473                               | 3 808   | 1 114  | 28 373                          | 22 814   | 6 882                  | 3 287               | 12 645                  | 5 559   |
| 黑 龙 江 Heilongjiang   | 4 942                               | 6 512   |  | 48 023                          | 43 872   | 6 353                  | 19 859              | 17 660                  | 4 151   |
| 上 海 Shanghai         | 247                                 | 402   | 2 100  | 3 677                           | 3 677  | 2 411                  | 1 266               |                         |         |
| 江 苏 Jiangsu          | 747                                 | 1 294   | 23 793   | 25 505                          | 24 790   | 11 299                 | 11 973              | 1 518                   | 715     |
| 浙 江 Zhejiang         | 903                                 | 1 255   | 10 590   | 32 249                          | 32 249   | 9 429                  | 22 820              |                         |         |
| 安 徽 Anhui            | 1 672                               | 2 331   | 5 609  | 30 728                          | 29 395   | 11 151                 | 12 870              | 5 374                   | 1 333   |
| 福 建 Fujian           | 1 015                               | 1 029   | 3 888  | 43 557                          | 39 437   | 7 662                  | 18 946              | 12 829                  | 4 120   |
| 江 西 Jiangxi          | 1 583                               | 2 031   | 4 937  | 34 207                          | 34 176   | 6 402                  | 15 362              | 12 412                  | 31      |
| 山 东 Shandong         | 2 048                               | 3 042   | 1 861  | 46 033                          | 44 075   | 30 685                 | 2 733               | 10 657                  | 1 958   |
| 河 南 Henan            | 2 133                               | 3 915   | 1 105  | 46 487                          | 39 291   | 26 483                 | 6 770               | 6 038                   | 7 196   |
| 湖 北 Hubei            | 1 693                               | 2 169   | 8 003  | 48 008                          | 39 511   | 13 902                 | 15 217              | 10 392                  | 8 497   |
| 湖 南 Hunan            | 2 279                               | 2 904   | 10 010   | 58 421                          | 57 495   | 11 618                 | 35 588              | 10 289                  | 926     |
| 广 东 Guangdong        | 686                                 | 1 215   | 10 808   | 61 569                          | 53 634   | 16 682                 | 11 736              | 25 216                  | 7 935   |
| 广 西 Guangxi          | 1 682                               | 1 847   | 4 521  | 38 495                          | 37 424   | 10 319                 | 10 524              | 16 581                  | 1 071   |
| 海 南 Hainan           | 219                                 | 238   | 266  | 12 937                          | 6 119  | 1 685                  | 1 013               | 3 421                   | 6 818   |
| 四 川 Sichuan          | 2 877                               | 2 879   | 7 904  | 99 342                          | 92 905   | 14 322                 | 51 982              | 26 601                  | 6 437   |
| 贵 州 Guizhou          | 1 411                               | 1 469   | 1 773  | 32 092                          | 32 092   | 3 511                  | 22 774              | 5 807                   |         |
| 云 南 Yunnan           | 1 592                               | 1 643   | 1 324  | 63 086                          | 59 052   | 12 627                 | 21 011              | 25 414                  | 4 034   |
| 西 藏 Tibet            |                                     |   |  | 21 842                          | 7 685  | 868                    |                     | 6 817                   | 14 157  |
| 陕 西 Shaanxi          | 1 826                               | 2 184   | 998  | 38 536                          | 27 619   | 12 297                 | 4 415               | 10 907                  | 10 917  |
| 甘 肃 Gansu            | 2 220                               | 2 360   | 219  | 34 875                          | 27 852   | 11 019                 | 2 900               | 13 933                  | 7 023   |
| 青 海 Qinghai          | 1 095                               | 1 098   |  | 16 963                          | 14 491   | 3 698                  | 607                 | 10 186                  | 2 472   |
| 宁 夏 Ningxia          | 453                                 | 526   | 397  | 8 301                           | 7 854  | 2 690                  |                     | 5 164                   | 447     |
| 新 疆 Xinjiang         | 1 343                               | 1 413   |  | 27 961                          | 24 958   | 15 798                 | 3 789               | 5 371                   | 3 003   |

14-3 运输线路长度  
LENGTH OF TRANSPORTATION ROUTES

(年底数) 单位: 万公里

(year-end) (10 000 km)

| 年 份<br>Year | 铁路营业<br>里程<br>Total<br>Railways<br>Operational | # 电气化里程<br>Electrified<br>Railways | 公 路<br>Highways | 内 河<br>Navigable<br>Inland<br>Waterways | 民 航<br>Total Civil<br>Aviation<br>Routes | # 国际航线<br>International<br>Routes | 管 道<br>Petroleum<br>and Gas<br>Pipelines |
|-------------|--|------------------------------------|-----------------|---|--|-----------------------------------|--|
| 1952        | 2.29   |                                    | 12.67           | 9.50                                    | 1.31                                     | 0.51                              |  |
| 1957        | 2.67   |                                    | 25.46           | 14.41                                   | 2.64                                     | 0.43                              | ...                                      |
| 1962        | 3.46   | 0.01                               | 46.35           | 16.19                                   | 3.53                                     | 0.44                              | 0.02                                     |
| 1965        | 3.64   | 0.01                               | 51.45           | 15.77                                   | 3.94                                     | 0.45                              | 0.04                                     |
| 1970        | 4.10   | 0.03                               | 63.67           | 14.84                                   | 4.06                                     | 0.44                              | 0.12                                     |
| 1975        | 4.60   | 0.07                               | 78.36           | 13.56                                   | 8.42                                     | 3.71                              | 0.53                                     |
| 1978        | 4.86   | 0.10                               | 89.02           | 13.60                                   | 14.89                                    | 5.53                              | 0.83                                     |
| 1980        | 4.99   | 0.17                               | 88.33           | 10.85                                   | 19.53                                    | 8.12                              | 0.87                                     |
| 1983        | 5.16   | 0.23                               | 91.51           | 10.89                                   | 22.91                                    | 9.99                              | 1.08                                     |
| 1984        | 5.17   | 0.30                               | 92.67           | 10.93                                   | 26.02                                    | 10.74                             | 1.10                                     |
| 1985        | 5.21   | 0.42                               | 94.24           | 10.91                                   | 27.72                                    | 10.60                             | 1.17                                     |
| 1986        | 5.25   | 0.44                               | 96.28           | 10.94                                   | 32.43                                    | 10.76                             | 1.30                                     |
| 1987        | 5.26   | 0.46                               | 98.22           | 10.98                                   | 38.91                                    | 14.89                             | 1.38                                     |
| 1988        | 5.28   | 0.57                               | 99.96           | 10.94                                   | 37.38                                    | 12.83                             | 1.43                                     |
| 1989        | 5.32   | 0.64                               | 101.43          | 10.90                                   | 47.19                                    | 16.64                             | 1.51                                     |
| 1990        | 5.34   | 0.69                               | 102.83          | 10.92                                   | 50.68                                    | 16.64                             | 1.59                                     |
| 1991        | 5.34   | 0.78                               | 104.11          | 10.97                                   | 55.91                                    | 17.74                             | 1.62                                     |
| 1992        | 5.36   | 0.84                               | 105.67          | 10.97                                   | 83.66                                    | 30.30                             | 1.59                                     |
| 1993        | 5.38   | 0.89                               | 108.35          | 11.02                                   | 96.08                                    | 27.87                             | 1.64                                     |

14-4 运输线路质量  
QUALITY OF TRANSPORTATION ROUTES

| 指 标<br>Item   | 1978    | 1990      | 1992      | 1993      |
|---|---------|-----------|-----------|-----------|
| 铁路营业里程 (公里) Length of Railways in Operation (km)      | 48 618  | 53 378    | 53 565    | 53 802    |
| #复线里程 (公里) Double-Track (km)                          | 7 630   | 13 024    | 13 658    | 14 315    |
| 复线里程比重 (%) Percentage (%)                             | 15.7    | 24.4      | 25.5      | 26.61     |
| #自动闭塞里程(公里) Automatic Switching (km)                  | 5 981   | 10 370    | 11 287    | 12 200    |
| 自动闭塞里程比重(%) Percentage (%)                            | 12.3    | 19.4      | 21.1      | 22.68     |
| 公路线路里程 (公里) Length of Highways (km)                   | 890 236 | 1 028 348 | 1 056 707 | 1 083 476 |
| #有路面里程 (公里) Paved Highways (km)                       | 651 068 | 883 464   | 926 452   | 960 236   |
| 有路面里程比重(%) Percentage (%)                             | 73.1    | 85.9      | 87.7      | 88.63     |
| 内河航道里程 (公里) Length of Navigable Inland Waterways (km) | 135 952 | 109 192   | 109 748   | 110 174   |
| #水深一米以上(公里) Depths of One Meter and Above (km)        | 57 408  | 60 358    | 61 430    | 61 395    |
| 水深一米以上比重(%) Percentage (%)                            | 42.2    | 55.4      | 56.0      | 55.7      |

14-5 客 运 量  
PASSENGER TRAFFIC

单位: 万人

(10 000 persons)

| 年 份<br>Year | 客 运 量 计<br>Total | 铁 路<br>Railway  |              | 公 路<br>Highway | 水 运<br>Waterway | 民用航空<br>Civil Aviation |          |
|-------------|------------------|-----------------|--------------|----------------|-----------------|------------------------|----------|
|             |                  | 国 家<br>National | 地 方<br>Local |                |                 |                        |          |
| 1952        | 24 518           | 16 352          | 16 352       | 4 559          | 3 605           | 2.22                   |          |
| 1957        | 63 821           | 31 262          | 31 262       | 23 772         | 8 780           | 6.85                   |          |
| 1962        | 122 154          | 75 003          | 74 067       | 936            | 16 397          | 16.88                  |          |
| 1965        | 96 334           | 41 245          | 40 708       | 537            | 11 369          | 27.21                  |          |
| 1970        | 130 056          | 52 455          | 51 646       | 809            | 15 767          | 21.73                  |          |
| 1975        | 192 969          | 70 465          | 69 648       | 817            | 101 350         | 138.99                 |          |
| 1978        | 253 993          | 81 491          | 80 729       | 762            | 149 229         | 230.91                 |          |
| 1980        | 341 785          | 92 204          | 91 246       | 958            | 222 799         | 26 439                 | 343.12   |
| 1983        | 470 614          | 106 044         | 104 946      | 1 098          | 336 965         | 27 214                 | 391.45   |
| 1984        | 530 217          | 113 353         | 112 265      | 1 088          | 390 336         | 25 974                 | 554.17   |
| 1985        | 620 206          | 112 110         | 110 913      | 1 197          | 476 486         | 30 863                 | 746.79   |
| 1986        | 688 212          | 108 579         | 107 358      | 1 221          | 544 259         | 34 377                 | 997.00   |
| 1987        | 746 422          | 112 479         | 111 414      | 1 065          | 593 682         | 38 951                 | 1 310.00 |
| 1988        | 809 592          | 122 645         | 121 595      | 1 050          | 650 473         | 35 032                 | 1 442.00 |
| 1989        | 791 376          | 113 807         | 112 798      | 1 009          | 644 508         | 31 778                 | 1 283.00 |
| 1990        | 772 682          | 95 712          | 94 888       | 824            | 648 085         | 27 225                 | 1 659.60 |
| 1991        | 806 048          | 95 080          | 94 208       | 872            | 682 681         | 26 109                 | 2 178.00 |
| 1992        | 860 855          | 99 693          | 98 788       | 905            | 731 774         | 26 502                 | 2 886.00 |
| 1993        | 996 634          | 105 458         | 104 580      | 878            | 860 719         | 27 074                 | 3 383.00 |

14-6 旅 客 周 转 量  
TURNOVER VOLUME OF PASSENGER TRAFFIC

单位: 亿人公里

(100 000 000 persons, km)

| 年 份<br>Year | 旅 客 周 转 量 计<br>Total | 铁 路<br>Railway  |              | 公 路<br>Highway | 水 运<br>Waterway | 民用航空<br>Civil Aviation |        |
|-------------|----------------------|-----------------|--------------|----------------|-----------------|------------------------|--------|
|             |                      | 国 家<br>National | 地 方<br>Local |                |                 |                        |        |
| 1952        | 248                  | 200.64          | 200.64       | 22.64          | 24.50           | 0.24                   |        |
| 1957        | 496                  | 361.30          | 361.30       | 88.07          | 46.38           | 0.80                   |        |
| 1962        | 1 085                | 859.01          | 857.26       | 1.75           | 141.46          | 83.92                  | 1.17   |
| 1965        | 697                  | 478.99          | 477.81       | 1.18           | 168.20          | 47.37                  | 2.48   |
| 1970        | 1 031                | 718.19          | 715.94       | 2.25           | 240.06          | 71.01                  | 1.79   |
| 1975        | 1 435                | 954.09          | 952.59       | 1.50           | 374.48          | 90.59                  | 15.39  |
| 1978        | 1 743                | 1 093.22        | 1 090.81     | 2.41           | 521.30          | 100.63                 | 27.91  |
| 1980        | 2 281                | 1 383.16        | 1 380.37     | 2.79           | 729.50          | 129.12                 | 39.56  |
| 1983        | 3 095                | 1 776.51        | 1 773.39     | 3.12           | 1 105.61        | 153.93                 | 58.96  |
| 1984        | 3 620                | 2 046.38        | 2 043.15     | 3.23           | 1 336.94        | 153.53                 | 83.50  |
| 1985        | 4 437                | 2 416.14        | 2 412.51     | 3.63           | 1 724.88        | 178.65                 | 116.72 |
| 1986        | 4 897                | 2 586.71        | 2 583.11     | 3.60           | 1 981.74        | 182.06                 | 146.31 |
| 1987        | 5 411                | 2 843.06        | 2 840.00     | 3.06           | 2 190.43        | 195.92                 | 182.05 |
| 1988        | 6 209                | 3 260.31        | 3 257.31     | 3.01           | 2 528.24        | 203.92                 | 216.95 |
| 1989        | 6 075                | 3 037.41        | 3 034.38     | 3.04           | 2 562.11        | 188.27                 | 186.79 |
| 1990        | 5 628                | 2 612.63        | 2 610.10     | 2.53           | 2 620.32        | 164.91                 | 230.48 |
| 1991        | 6 178                | 2 828.10        | 2 824.84     | 3.21           | 2 871.74        | 177.20                 | 301.32 |
| 1992        | 6 949                | 3 152.24        | 3 148.29     | 3.95           | 3 192.64        | 198.35                 | 406.12 |
| 1993        | 7 858                | 3 483.30        | 3 479.38     | 3.92           | 3 700.70        | 196.45                 | 477.60 |

## 14-7 货 运 量 FREIGHT TRAFFIC

单位: 万吨

(10 000 tr)

| 年 份<br>Year | 货 运 量 总 计<br>Total | 铁 路<br>Railway | 国 家      |              | 公 路<br>Highway | 水 运<br>Waterway | # 远 洋 运 输<br>Ocean Shipping | 民 用 航 空<br>Civil Aviation | 管 道 输 油 (气) 量<br>Petroleum and Gas Pipelines |
|-------------|--------------------|----------------|----------|--------------|----------------|-----------------|-----------------------------|---------------------------|--|
|             |                    |                | National | 地 方<br>Local |                |                 |                             |                           |  |
| 1952        | 31 516             | 13 217         | 13 217   |              | 13 158         | 5 141           | 14                          | 0.2                       |  |
| 1957        | 80 365             | 27 421         | 27 421   |              | 37 505         | 15 438          | 60                          | 0.8                       |  |
| 1962        | 85 521             | 35 261         | 34 598   | 663          | 32 794         | 17 464          | 79                          | 1.8                       |  |
| 1965        | 121 083            | 49 100         | 48 358   | 742          | 48 987         | 22 993          | 246                         | 2.7                       |  |
| 1970        | 150 359            | 68 132         | 66 552   | 1 580        | 56 779         | 25 444          | 499                         | 3.7                       |  |
| 1975        | 202 478            | 88 955         | 86 746   | 2 209        | 72 499         | 34 987          | 2 424                       | 4.7                       | 6 032  |
| 1978        | 248 946            | 110 119        | 107 492  | 2 627        | 85 182         | 43 292          | 3 659                       | 6.4                       | 10 347                                       |
| 1980        | 546 537            | 111 279        | 108 584  | 2 695        | 382 048        | 42 676          | 4 292                       | 8.9                       | 10 525                                       |
| 1983        | 576 887            | 118 784        | 116 070  | 2 714        | 401 413        | 45 058          | 4 759                       | 11.6                      | 11 620                                       |
| 1984        | 716 907            | 124 074        | 121 215  | 2 859        | 533 382        | 46 892          | 5 545                       | 15.0                      | 12 544                                       |
| 1985        | 745 763            | 130 709        | 127 516  | 3 193        | 538 062        | 63 322          | 6 627                       | 19.5                      | 13 650                                       |
| 1986        | 853 557            | 135 635        | 132 219  | 3 416        | 620 113        | 82 962          | 7 228                       | 22.4                      | 14 825                                       |
| 1987        | 948 229            | 140 653        | 136 949  | 3 704        | 711 424        | 80 979          | 7 984                       | 29.9                      | 15 143                                       |
| 1988        | 982 195            | 144 948        | 140 553  | 4 395        | 732 315        | 89 281          | 8 530                       | 32.8                      | 15 618                                       |
| 1989        | 988 435            | 151 489        | 146 804  | 4 685        | 733 781        | 87 493          | 9 027                       | 31.0                      | 15 641                                       |
| 1990        | 970 602            | 150 681        | 146 209  | 4 472        | 724 040        | 80 094          | 9 408                       | 37.0                      | 15 750                                       |
| 1991        | 985 793            | 152 893        | 147 898  | 4 995        | 733 907        | 83 370          | 10 567                      | 45.2                      | 15 578                                       |
| 1992        | 1 045 899          | 157 627        | 152 317  | 5 310        | 780 941        | 92 490          | 11 191                      | 57.5                      | 14 783                                       |
| 1993        | 1 115 771          | 162 663        | 156 660  | 6 003        | 840 256        | 97 938          | 12 508                      | 69.4                      | 14 845                                       |

注: 从1979年起, 总计中的公路运输包括社会车辆完成数量, 从1984年起, 还包括私营运输完成的数量。

a) From 1979, freight traffic for highways include quantities transported by social trucks. From 1984, figures also include quantities transported by private trucks.

## 14-8 货 物 周 转 量 TURNOVER VOLUME OF FREIGHT TRAFFIC

单位: 亿吨公里

(100 000 000 tn. km)

| 年 份<br>Year | 货 物 周 转 量 总 计<br>Total | 铁 路<br>Railway | 国 家       |              | 公 路<br>Highway | 水 运<br>Waterway | # 远 洋 运 输<br>Ocean Shipping | 民 用 航 空<br>Civil Aviation | 管 道 输 油 (气) 量<br>Petroleum and Gas Pipelines |
|-------------|------------------------|----------------|-----------|--------------|----------------|-----------------|-----------------------------|---------------------------|--|
|             |                        |                | National  | 地 方<br>Local |                |                 |                             |                           |  |
| 1952        | 762                    | 601.60         | 601.60    |              | 14.49          | 145.75          | 28                          | 0.02                      |  |
| 1957        | 1 810                  | 1 345.90       | 1 345.90  |              | 47.98          | 415.58          | 77                          | 0.08                      |  |
| 1962        | 2 236                  | 1 721.08       | 1 719.08  | 2.00         | 62.13          | 452.59          | 113                         | 0.15                      |  |
| 1965        | 3 454                  | 2 698.69       | 2 696.39  | 2.30         | 95.06          | 670.24          | 237                         | 0.25                      |  |
| 1970        | 4 566                  | 3 495.97       | 3 491.35  | 4.62         | 138.05         | 931.34          | 419                         | 0.35                      |  |
| 1975        | 7 296                  | 4 255.65       | 4 246.14  | 9.51         | 202.65         | 2 574.67        | 1 757                       | 0.60                      | 262  |
| 1978        | 9 829                  | 5 345.19       | 5 333.46  | 11.73        | 274.14         | 3 779.16        | 2 487                       | 0.97                      | 430  |
| 1980        | 12 026                 | 5 716.87       | 5 707.32  | 9.55         | 764.00         | 5 052.76        | 3 532                       | 1.41                      | 491  |
| 1983        | 14 054                 | 6 646.53       | 6 634.45  | 12.08        | 1 084.00       | 5 787.62        | 3 977                       | 2.29                      | 534  |
| 1984        | 15 694                 | 7 247.64       | 7 234.76  | 12.88        | 1 536.00       | 6 335.01        | 4 374                       | 3.11                      | 572  |
| 1985        | 18 365                 | 8 125.66       | 8 111.60  | 14.06        | 1 903.20       | 7 729.30        | 5 329                       | 4.15                      | 603  |
| 1986        | 20 148                 | 8 764.78       | 8 750.09  | 14.69        | 2 117.99       | 8 647.87        | 5 948                       | 4.81                      | 612  |
| 1987        | 22 228                 | 9 471.49       | 9 455.65  | 15.84        | 2 660.39       | 9 465.06        | 6 576                       | 6.50                      | 625  |
| 1988        | 23 825                 | 9 877.59       | 9 860.19  | 17.40        | 3 220.39       | 10 070.38       | 6 966                       | 7.30                      | 650  |
| 1989        | 25 591                 | 10 394.18      | 10 372.95 | 21.23        | 3 374.80       | 11 186.80       | 7 689                       | 6.90                      | 629  |
| 1990        | 26 207                 | 10 622.38      | 10 601.20 | 21.18        | 3 358.10       | 11 591.90       | 8 141                       | 8.20                      | 627  |
| 1991        | 27 986                 | 10 972.00      | 10 948.07 | 23.93        | 3 428.00       | 12 955.40       | 8 990                       | 10.10                     | 621  |
| 1992        | 29 218                 | 11 575.55      | 11 548.51 | 27.04        | 3 755.39       | 13 256.20       | 9 034                       | 13.42                     | 617  |
| 1993        | 30 510                 | 11 954.64      | 11 923.42 | 31.22        | 4 070.50       | 13 860.80       | 9 134                       | 16.61                     | 608  |

注: 从1979年起, 总计中的公路运输包括社会车辆完成数量, 从1984年起, 还包括私营运输完成的数量。

a) From 1979, freight traffic for highways include quantities transported by social freight cars. From 1984, figures also include quantities transported by private freight cars.



## 14-9 按经济类型分的货物运输量

## FREIGHT TRAFFIC AND TURNOVER VOLUME OF FREIGHT TRAFFIC

本表仅包括交通系统运输部门, 不包括社会车辆及私人经营的运输量。

This table covers only specialized transportation agencies, excluding freight carried by vehicles owned by other units.

| 项 目         | Item   | 1985    | 1990    | 1991    | 1992    | 1993    |
|-------------|--|---------|---------|---------|---------|---------|
| 货 运 量       | Freight Traffic (10 000 tn)                            | 270 570 | 285 007 | 292 447 | 302 281 | 303 513 |
| 国有单位        | State-Owned Units                                      | 210 031 | 232 163 | 238 213 | 246 385 | 250 392 |
| 铁 路         | Railway  | 130 708 | 150 681 | 152 893 | 157 632 | 162 663 |
| 公 路         | Highway  | 38 597  | 32 326  | 33 899  | 34 944  | 31 770  |
| 水 运         | Waterway   | 27 056  | 33 369  | 35 798  | 38 968  | 41 045  |
| 民用航空        | Civil Aviation   | 20      | 37      | 45      | 58      | 69      |
| 管道          | Pipeline   | 13 650  | 15 750  | 15 578  | 14 783  | 14 845  |
| 集体单位        | Collective-Owned Units                                 | 58 843  | 50 782  | 52 014  | 53 656  | 51 075  |
| 公 路         | Highway  | 35 971  | 30 326  | 30 629  | 30 323  | 27 946  |
| 水 运         | Waterway   | 22 872  | 20 456  | 21 385  | 23 333  | 23 129  |
| 其他经济类型      | Other Ownership  | 1 696   | 2 062   | 2 220   | 2 240   | 2 045   |
| 公 路         | Highway  | 1 659   | 2 012   | 2 168   | 2 185   | 1 961   |
| 水 运         | Waterway   | 37      | 50      | 52      | 55      | 84      |
| 货物周转量(亿吨公里) | Turnover Volume of Freight Traffic (100 000 000 tn.km) | 16 671  | 23 003  | 24 694  | 25 554  | 26 299  |
| 国有单位        | State-Owned Units                                      | 16 174  | 22 451  | 24 104  | 24 897  | 25 618  |
| 铁 路         | Railway  | 8 126   | 10 622  | 10 972  | 11 576  | 11 955  |
| 公 路         | Highway  | 228     | 227     | 229     | 228     | 190     |
| 水 运         | Waterway   | 7 213   | 10 967  | 12 272  | 12 463  | 12 848  |
| 民用航空        | Civil Aviation   | 4       | 8       | 10      | 13      | 17      |
| 管道          | Pipeline   | 603     | 627     | 621     | 617     | 608     |
| 集体单位        | Collective-Owned Units                                 | 492     | 541     | 579     | 646     | 669.6   |
| 公 路         | Highway  | 121     | 126     | 129     | 129.6   | 113.5   |
| 水 运         | Waterway   | 371     | 415     | 450     | 516.5   | 556.1   |
| 其他经济类型      | Other Ownership  | 5.0     | 10.8    | 11.3    | 11.0    | 13.2    |
| 公 路         | Highway  | 5.0     | 7.6     | 8.1     | 8.5     | 8.2     |
| 水 运         | Waterway   |         | 3.2     | 3.2     | 2.5     | 5.0     |

## 14-10 货物运输平均运距

## AVERAGE TRANSPORT DISTANCE OF FREIGHT

单位: 公里

(km)

| 年 份  | 总 计   | 铁 路     | 公 路     | 水 运      | 管 道                         | 民用航空           |
|------|-------|---------|---------|----------|-----------------------------|----------------|
| Year | Total | Railway | Highway | Waterway | Petroleum and Gas Pipelines | Civil Aviation |
| 1952 | 242   | 452     | 11      | 284      |                             | 1 188          |
| 1957 | 225   | 502     | 13      | 269      |                             | 1 034          |
| 1962 | 263   | 488     | 19      | 259      |                             | 836            |
| 1965 | 286   | 549     | 19      | 291      |                             | 924            |
| 1970 | 304   | 513     | 24      | 366      |                             | 954            |
| 1975 | 360   | 478     | 28      | 736      | 434                         | 1 292          |
| 1978 | 395   | 485     | 32      | 873      | 416                         | 1 521          |
| 1980 | 220   | 514     | 20      | 1 184    | 467                         | 1 573          |
| 1983 | 244   | 559     | 19      | 1 285    | 459                         | 1 983          |
| 1984 | 219   | 584     | 22      | 1 351    | 456                         | 2 074          |
| 1985 | 243   | 636     | 31      | 1 216    | 442                         | 2 128          |
| 1986 | 236   | 646     | 34      | 1 042    | 413                         | 2 143          |
| 1987 | 234   | 673     | 37      | 1 174    | 413                         | 2 183          |
| 1988 | 243   | 681     | 44      | 1 128    | 416                         | 2 226          |
| 1989 | 258   | 686     | 46      | 1 281    | 402                         | 2 226          |
| 1990 | 270   | 705     | 46      | 1 447    | 398                         | 2 218          |
| 1991 | 284   | 718     | 46      | 1 554    | 399                         | 2 234          |
| 1992 | 279   | 734     | 48      | 1 433    | 417                         | 2 330          |
| 1993 | 274   | 735     | 48      | 1 415    | 409                         | 2 393          |

14-11 各地区全社会货运量 (1993年)  
FREIGHT TRAFFIC BY REGION (1993)

单位: 万吨

(10 000 tn)

| 地 区<br>Region                 | 合 计<br>Total | 国家铁路<br>State-owned<br>Railway | 地方铁路<br>Local<br>Railway | 公 路<br>Highway | 水 运<br>Waterway |
|-------------------------------|--------------|--------------------------------|--------------------------|----------------|-----------------|
| 全 国 National                  | 1 115 771    | 156 660                        | 6 003                    | 840 256        | 97 938          |
| 北 京 Beijing                   | 29 303       | 3 043                          | 78                       | 26 182         |                 |
| 天 津 Tianjin                   | 20 353       | 1 893                          | 725                      | 17 608         | 127             |
| 河 北 Hebei                     | 65 949       | 11 376                         | 733                      | 53 500         | 340             |
| 山 西 Shanxi                    | 59 293       | 25 216                         | 280                      | 33 717         | 80              |
| 内 蒙 古 Inner Mongolia          | 29 246       | 7 526                          | 103                      | 21 617         |                 |
| 辽 宁 Liaoning                  | 78 258       | 14 689                         | 264                      | 62 592         | 713             |
| 吉 林 Jilin                     | 23 671       | 6 844                          | 60                       | 16 728         | 39              |
| 黑 龙 江 Heilongjiang            | 33 153       | 13 146                         | 215                      | 19 518         | 274             |
| 上 海 Shanghai                  | 34 204       | 1 436                          |                          | 28 700         | 4 068           |
| 江 苏 Jiangsu                   | 56 597       | 4 344                          |                          | 35 060         | 17 193          |
| 浙 江 Zhejiang                  | 48 118       | 1 989                          |                          | 36 394         | 9 735           |
| 安 徽 Anhui                     | 42 311       | 4 625                          | 375                      | 32 800         | 4 511           |
| 福 建 Fujian                    | 25 145       | 2 217                          |                          | 21 448         | 1 480           |
| 江 西 Jiangxi                   | 20 043       | 2 689                          | 56                       | 16 095         | 1 203           |
| 山 东 Shandong                  | 60 879       | 8 683                          | 340                      | 50 449         | 1 407           |
| 河 南 Henan                     | 47 408       | 9 107                          | 813                      | 37 182         | 306             |
| 湖 北 Hubei                     | 34 910       | 4 040                          | 150                      | 27 377         | 3 343           |
| 湖 南 Hunan                     | 44 746       | 4 976                          | 96                       | 36 255         | 3 419           |
| 广 东 Guangdong                 | 98 637       | 4 438                          | 716                      | 78 983         | 14 500          |
| 广 西 Guangxi                   | 23 499       | 2 482                          | 704                      | 18 480         | 1 833           |
| 海 南 Hainan                    | 5 622        | 390                            |                          | 4 732          | 500             |
| 四 川 Sichuan                   | 75 380       | 6 958                          | 297                      | 66 223         | 1 902           |
| 贵 州 Guizhou                   | 11 375       | 2 537                          |                          | 8 730          | 108             |
| 云 南 Yunnan                    | 35 286       | 2 302                          |                          | 32 869         | 115             |
| 西 藏 Tibet                     | 360          |                                |                          | 360            |                 |
| 陕 西 Shaanxi                   | 20 936       | 3 122                          |                          | 17 782         | 32              |
| 甘 肃 Gansu                     | 19 367       | 2 746                          |                          | 16 621         |                 |
| 青 海 Qinghai                   | 3 147        | 550                            |                          | 2 597          |                 |
| 宁 夏 Ningxia                   | 4 225        | 1 432                          |                          | 2 793          |                 |
| 新 疆 Xinjiang                  | 18 534       | 1 864                          |                          | 16 670         |                 |
| 不分地区 Non-Region<br>Classified | 45 818       |                                |                          | 194            | 30 710          |

注: 不分地区合计中, 包括公路和水运部门的直属企业、民航、管道完成数。

a) In non-region classified, include enterprises directly by highway and waterway, CAAC and pipelines.

14-12 各地区全社会货物周转量 (1993年)  
 TURNOVER VOLUME OF FREIGHT TRAFFIC BY REGION (1993)

单位: 亿吨公里

(100 000 000 t·km)

| 地区<br>Region                  | 合计<br>Total | 国家铁路<br>State-owned<br>Railway | 地方铁路<br>Local<br>Railway | 公路<br>Highway | 水运<br>Waterway |
|-------------------------------|-------------|--------------------------------|--------------------------|---------------|----------------|
| 全国 National                   | 30 510.5    | 11 923.4                       | 31.22                    | 4 070.5       | 13 860.7       |
| 北京 Beijing                    | 348.2       | 279.6                          | 0.11                     | 68.5          |                |
| 天津 Tianjin                    | 324.6       | 260.7                          | 3.49                     | 47.3          | 13.1           |
| 河北 Hebei                      | 1 796.8     | 1 456.1                        | 2.50                     | 285.4         | 52.8           |
| 山西 Shanxi                     | 662.7       | 511.3                          | 1.28                     | 150.1         |                |
| 内蒙古 Inner Mongolia            | 691.5       | 557.7                          | 0.04                     | 133.7         |                |
| 辽宁 Liaoning                   | 1 360.6     | 1 043.0                        | 1.09                     | 200.3         | 116.2          |
| 吉林 Jilin                      | 480.1       | 411.5                          | 0.04                     | 67.3          | 1.3            |
| 黑龙江 Heilongjiang              | 802.0       | 737.8                          | 3.06                     | 55.9          | 5.2            |
| 上海 Shanghai                   | 156.3       | 47.0                           |                          | 51.7          | 57.6           |
| 江苏 Jiangsu                    | 873.0       | 346.5                          |                          | 235.1         | 291.4          |
| 浙江 Zhejiang                   | 574.3       | 179.6                          |                          | 161.2         | 233.5          |
| 安徽 Anhui                      | 789.1       | 487.1                          | 1.46                     | 168.4         | 132.1          |
| 福建 Fujian                     | 425.4       | 136.0                          |                          | 110.7         | 178.7          |
| 江西 Jiangxi                    | 360.5       | 251.0                          | 0.19                     | 80.9          | 28.4           |
| 山东 Shandong                   | 977.2       | 629.0                          | 2.32                     | 259.0         | 86.9           |
| 河南 Henan                      | 1 369.1     | 1 125.3                        | 7.04                     | 227.4         | 9.4            |
| 湖北 Hubei                      | 773.6       | 500.8                          | 0.76                     | 138.5         | 133.5          |
| 湖南 Hunan                      | 938.4       | 668.1                          | 0.61                     | 209.3         | 60.4           |
| 广东 Guangdong                  | 758.8       | 229.8                          | 2.96                     | 406.0         | 120.0          |
| 广西 Guangxi                    | 487.2       | 294.5                          | 3.17                     | 119.2         | 70.3           |
| 海南 Hainan                     | 102.3       | 2.3                            |                          | 50.0          | 50.0           |
| 四川 Sichuan                    | 833.4       | 438.3                          | 1.08                     | 321.8         | 72.2           |
| 贵州 Guizhou                    | 277.0       | 239.4                          |                          | 33.2          | 4.4            |
| 云南 Yunnan                     | 245.3       | 110.1                          |                          | 134.1         | 1.1            |
| 西藏 Tibet                      | 4.2         |                                |                          | 4.2           |                |
| 陕西 Shaanxi                    | 433.5       | 359.1                          |                          | 74.2          | 0.2            |
| 甘肃 Gansu                      | 460.6       | 379.5                          |                          | 81.1          |                |
| 青海 Qinghai                    | 55.3        | 32.8                           |                          | 22.5          |                |
| 宁夏 Ningxia                    | 81.5        | 66.4                           |                          | 15.1          |                |
| 新疆 Xinjiang                   | 299.7       | 143.3                          |                          | 156.4         |                |
| 不分地区 Non-Region<br>Classified | 12 768.6    |                                |                          | 2.0           | 12 142.0       |

注: 不分地区合计中, 包括公路和水运部门的直属企业、民航、管道完成数。

a) In non-region classified, include enterprises directly by highway and waterway, CAAC and pipelines.

14-13 营业铁路基本情况  
LENGTH OF RAILWAYS IN OPERATION

| 项 目       | Item  | 1978   | 1985   | 1990   | 1991   | 1992   | 1993   |
|-----------|---|--------|--------|--------|--------|--------|--------|
| 营业里程      | (公里) Railways in Operation (km)                     | 48 618 | 52 119 | 53 378 | 53 415 | 53 565 | 53 802 |
| 正式营业      | (公里) Formal Operation (km)                          | 45 539 | 49 433 | 50 310 | 50 347 | 50 450 | 50 687 |
| 临时营业      | (公里) Temporary Operation (km)                       | 3 079  | 2 686  | 3 068  | 3 068  | 3 115  | 3 116  |
| 正式营业里程比重  | (%) Percentage of Formal Operation                  | 93.7   | 94.8   | 94.3   | 94.3   | 94.2   | 94.21  |
| 复线里程      | (公里) Double Track of Railway Length (km)            | 7 630  | 9 989  | 13 024 | 13 380 | 13 658 | 14 315 |
| 占营业里程比重   | (%) As Percentage of Railways in Operation          | 15.7   | 19.2   | 24.4   | 25.0   | 25.5   | 26.61  |
| 电气化线路里程   | (公里) Electrified Railways (km)                      | 1 030  | 4 151  | 6 941  | 7 804  | 8 434  | 8 935  |
| 占营业里程比重   | (%) As Percentage of Railways in Operation          | 2.1    | 8.0    | 13.0   | 14.6   | 15.75  | 16.61  |
| 内燃机牵引线路里程 | (公里) Diesel Engine Routes (km)                      | 6 550  | 10 822 | 16 097 | 16 571 | 16 999 | 19 237 |
| 占营业里程比重   | (%) As Percentage of Railways in Operation          | 13.5   | 20.8   | 30.2   | 31.0   | 31.73  | 35.75  |
| 调度集中里程    | (公里) Centrally Controlled Routes (km)               |        | 1 307  | 1 169  | 1 122  | 991    | 1 325  |
| 占营业里程比重   | (%) As Percentage of Railways in Operation          |        | 2.5    | 2.2    | 2.1    | 1.85   | 2.46   |
| 自动闭塞里程    | (公里) Automatic Switching Routes (km)                | 5 981  | 6 921  | 10 370 | 10 937 | 11 287 | 12 200 |
| 占营业里程比重   | (%) As Percentage of Railways in Operation          | 12.3   | 13.3   | 19.4   | 20.5   | 21.07  | 22.68  |
| 半自动闭塞里程   | (公里) Semi-Automatic Switching Routes (km)           | 34 759 | 42 625 | 38 832 | 41 528 | 41 572 | 40 743 |
| 占营业里程比重   | (%) As Percentage of Railways in Operation          | 71.5   | 81.8   | 72.7   | 77.7   | 77.61  | 75.73  |
| 无缝线路里程    | (公里) Seamless Track Routes (km)                     | 6 530  | 10 439 | 14 644 | 16 198 | 17 915 | 18 943 |
| 占正线里程比重   | (%) As Percentage of Main Track railways            | 12.2   | 16.7   | 21.7   | 23.8   | 33.45  | 35.21  |
| 有电气集中的车站  | (个) Electrified Stations (unit)                     | 1 336  | 2 320  | 3 535  | 3 757  | 4 002  | 4 194  |
| 占营业车站比重   | (%) As Percentage of Railways stations in Operation | 27.7   | 46.9   | 62.9   | 66.8   | 71.11  | 73.90  |

14-14 铁路机车年末数  
NUMBER OF RAILWAY LOCOMOTIVES(YEAR-END)

| 项 目     | Item                        | 1978  | 1985   | 1990   | 1991   | 1992   | 1993   |
|---------|-----------------------------|-------|--------|--------|--------|--------|--------|
| 中央铁路    | Central Railway Locomotives | 9 854 | 11 772 | 13 592 | 13 906 | 14 083 | 14 397 |
| #准轨     | Standard Gauge              | 9 707 | 11 655 | 13 471 | 13 784 | 13 958 | 14 272 |
| 蒸汽机车    | Steam Locomotives           | 7 828 | 7 674  | 6 279  | 5 986  | 5 498  | 5 109  |
| #准轨     | Standard gauge              | 7 685 | 7 659  | 6 268  | 5 975  | 5 487  | 5 098  |
| #前进型    | Qianjin Model               | 2 772 | 4 429  | 4 188  | 4 019  | 3 736  | 3 499  |
| 解放型     | Jiefang Model               | 2 019 | 1 403  | 400    | 337    | 219    | 147    |
| 建设型     | Jianshe Model               | 1 092 | 1 216  | 1 644  | 1 620  | 1 536  | 1 460  |
| 胜利型     | Shengli Model               | 428   | 196    | 20     | 3      |        |        |
| 内燃机车    | Diesel Locomotives          | 1 805 | 3 511  | 5 680  | 6 111  | 6 582  | 7 092  |
| #准轨     | Standard Gauge              | 1 801 | 3 409  | 5 570  | 6 000  | 6 468  | 6 978  |
| #东风 1 型 | Dongfeng Model I            | 672   | 796    | 888    | 872    | 859    | 845    |
| 东风 2 型  | Dongfeng Model II           | 130   | 131    | 130    | 130    | 130    | 129    |
| 东风 3 型  | Dongfeng Model III          | 225   | 122    | 11     | 6      | 1      |        |
| 东风 4 型  | Dongfeng Model IV           | 326   | 955    | 2 351  | 2 697  | 3 084  | 3 472  |
| 北 京     | Beijing Model               | 60    | 285    | 349    | 368    | 368    |        |
| N D 2   | N D 2 Model                 |       | 238    | 282    | 282    | 282    | 281    |
| N D 5   | N D 5 Model                 |       | 219    | 415    | 413    | 411    | 411    |
| 电力机车    | Electric Locomotives        | 221   | 587    | 1 633  | 1 809  | 2 003  | 2 196  |
| #韶山 1 型 | Shaoshan Model I            | 154   | 505    | 816    | 815    | 814    | 814    |
| 地方铁路    | Local Railway Locomotives   | 325   | 368    | 378    | 389    | 384    | 384    |
| 蒸汽机车    | Steam Locomotives           | 211   | 239    | 253    | 264    | 259    | 261    |
| 内燃机车    | Diesel Locomotives          | 114   | 129    | 125    | 125    | 125    | 123    |

14-15 铁路客货车拥有量  
RAILWAY PASSENGER COACHES AND FREIGHT CARS

| 项 目         | Item  | 1978    | 1985    | 1990    | 1991    | 1992    | 1993    |
|-------------|---|---------|---------|---------|---------|---------|---------|
| 客车(辆)       | Passenger Coaches                             | 14 844  | 20 872  | 27 261  | 27 612  | 28 464  | 29 395  |
| 软卧车         | Soft Sleepers                                 | 435     | 679     | 1 061   | 1 122   | 1 160   | 1 250   |
| 硬卧车         | Hard Sleepers                                 | 2 155   | 2 633   | 4 351   | 5 095   | 5 687   | 6 199   |
| 软座车         | Soft Seat Coaches                             | 78      | 260     | 330     | 365     | 445     | 514     |
| 硬座车         | Hard Seat Coaches                             | 8 888   | 13 700  | 17 503  | 17 059  | 17 187  | 17 348  |
| 软硬座车        | Soft and Hard Seat Coaches                    | 131     | 114     | 63      | 54      | 47      | 36      |
| 餐车          | Dining Cars                                   | 820     | 1 221   | 1 520   | 1 503   | 1 497   | 1 503   |
| 行李邮政车       | Luggage and Mail Cars                         | 1 149   | 1 498   | 1 686   | 1 641   | 1 662   | 1 713   |
| 公务车         | Business Cars                                 | 85      | 87      | 77      | 85      | 86      | 11      |
| 简易及代用客车     | Simple and Substitute Cars                    | 528     | 79      | 42      | 39      | 34      | 587     |
| 其他          | Other   | 575     | 601     | 628     | 649     | 659     | 234     |
| 货车(辆)       | Freight Cars                                  | 250 138 | 300 886 | 364 966 | 370 054 | 373 233 | 390 097 |
| 按车型分        | Grouped by type of Car                        |         |         |         |         |         |         |
| 棚车          | Covered Cars                                  | 40 054  | 52 667  | 66 668  | 70 317  | 73 068  | 75 831  |
| 敞车          | Open Cars                                     | 150 745 | 185 684 | 232 999 | 231 109 | 228 900 | 240 234 |
| 平车          | Flatcars                                      | 20 747  | 18 753  | 18 726  | 19 302  | 20 567  | 21 063  |
| 毒品车         | Hazardous Materials Cars                      |         |         | 1 229   | 1 393   | 1 591   | 2 591   |
| 罐车          | Tank Cars                                     | 33 045  | 31 837  | 33 646  | 34 124  | 34 836  | 35 542  |
| 保温车         | Cold Storage Cars                             | 2 439   | 3 991   | 5 150   | 5 558   | 5 802   | 6 150   |
| 其他          | Other   | 3 108   | 7 944   | 6 548   | 8 251   | 8 469   | 8 686   |
| 按载重量分       | Grouped by Capacity of Car                    |         |         |         |         |         |         |
| 20吨及以下      | 20 Tons and Below                             | 1 400   | 1 476   | 949     | 1 131   | 1 124   | 1 096   |
| 25-40吨      | 25-40 Tons                                    | 44 409  | 21 520  | 8 699   | 3 174   | 3 439   | 3 772   |
| 50吨         | 50 Tons                                       | 106 792 | 104 456 | 92 442  | 85 520  | 74 556  | 69 113  |
| 51-59吨      | 51-59 Tons                                    | 18 068  | 16 544  | 15 500  | 18 560  | 20 513  | 21 709  |
| 60吨         | 60 Tons                                       | 72 453  | 153 198 | 238 680 | 260 612 | 272 237 | 293 065 |
| 65吨         | 65 Tons                                       | 3 380   | 1 571   | 6 825   | 123     | 118     | 96      |
| 73吨及以上      | 73 Tons and Above                             | 294     | 306     | 329     | 382     | 689     | 689     |
| 其他          | Other   | 3 342   | 1 815   | 1 542   | 552     | 557     | 557     |
| 货车总载重量(万吨)  | Total Capacity of Freight Cars<br>(10 000 tn) | 1 230.2 | 1 612.5 | 2 055.3 | 2 104.1 | 2 132.5 | 2 237.9 |
| 平均每辆车载重量(吨) | Average Capacity per Unit (tn)                | 49.8    | 53.9    | 56.6    | 56.9    | 57.2    | 57.4    |

14-16 铁路运输固定资产情况  
FIXED ASSETS OF RAILWAY TRANSPORTATION

单位: 亿元

(10 000 000 yuan)

| 项 目    | Item                                     | 1985  | 1990    | 1991    | 1992    | 1993    |
|--------|--|-------|---------|---------|---------|---------|
| 固定资产原值 | Original Value of Fixed Assets           | 791.5 | 1 253.9 | 1 385.6 | 1 529.3 | 1 707.3 |
| #生产用   | Fixed Assets For Production              | 714.6 | 1 116.1 | 1 232.5 | 1 348.4 | 1 495.0 |
| #机车车辆  | Locomotives, Coaches and Freight Cars    | 172.1 | 312.1   | 358.7   | 391.4   | 453.9   |
| 线路     | Railways                                 | 408.3 | 545.2   | 597.8   | 622.4   | 644.5   |
| 通信线路   | Communications Lines                     | 12.4  | 19.5    | 20.1    | 21.8    | 24.2    |
| 通信信号设备 | Communications and Signal Equipment      | 18.6  | 35.4    | 43.0    | 46.3    | 57.6    |
| 房屋及建筑物 | Buildings                                | 56.9  | 107.4   | 115.7   | 132.9   | 110.4   |
| 机械动力设备 | Machinery and Power Equipment            | 28.6  | 47.7    | 38.8    | 63.1    | 72.8    |
| 传导设备   | Conduction Equipment                     | 13.5  | 34.6    | 42.3    | 49.1    | 189.2   |
| 非生产用   | Fixed Assets for Non-Production Purposes | 59.7  | 106.8   | 122.7   | 141.6   | 163.7   |
| 未使用    | Unused Fixed Assets                      | 12.7  | 24.5    | 25.0    | 31.5    | 35.4    |
| 不需用    | Non-Required Fixed Assets                | 0.7   | 1.0     | 0.7     | 1.1     | 1.0     |
| 封存及租出的 | Sealed-Up for Safekeeping and Leased     | 3.6   | 4.4     | 2.9     | 4.9     | 4.2     |
| 土地     | Land                                     | 0.3   | 0.3     | 0.3     | 0.4     | 0.4     |
| 固定资产净值 | Net Value of Fixed Assets                | 589.5 | 889.3   | 928.6   | 1 071.6 | 1 195.7 |
| 固定资产折旧 | Depreciation on Fixed Assets             | 202.1 | 364.6   | 367.9   | 457.8   | 511.6   |

## 14-17 铁路货物运输量(按货类分)

## RAILWAY FREIGHT TRAFFIC BY CATEGORY OF CARGO

本表统计范围为国家铁路。

This table does not include local railways.

| 项 目<br>Item                               | 1992                                      |  |  | 1993                                      |  |  |
|---|---|--|--|---|--|--|
|   | 货 运 量                                     | 货物周转量  | 平均运距   | 货 运 量                                     | 货物周转量  | 平均运距   |
|   | (万吨)<br>Freight<br>Traffic<br>(10 000 tn) | (百万吨公里)<br>Turnover Volume<br>of Freight<br>Traffic<br>(1 000 000<br>tn. km) | (公里)<br>Average<br>Transport<br>Distance<br>(km) | (万吨)<br>Freight<br>Traffic<br>(10 000 tn) | (百万吨公里)<br>Turnover Volume<br>of Freight<br>Traffic<br>(1 000 000<br>tn. km) | (公里)<br>Average<br>Transport<br>Distance<br>(km) |
| 总 计 Total                                 | 152 317                                   | 1 154 851  | 758  | 156 660                                   | 1 192 341  | 761  |
| 煤 Coal                                    | 64 108                                    | 357 709  | 558  | 65 336                                    | 358 864  | 549  |
| 焦 炭 Coke                                  | 2 517                                     | 19 404   | 771  | 3 093                                     | 24 654   | 797  |
| 石 油 Petroleum                             | 6 698                                     | 46 178   | 689  | 7 044                                     | 49 895   | 708  |
| 钢 铁 Steel and Iron                        | 8 499                                     | 81 611   | 960  | 9 854                                     | 98 614   | 1 001  |
| 金属矿石 Metal Ores                           | 9 347                                     | 44 959   | 481  | 9 830                                     | 47 078   | 479  |
| 非金属矿石 Nonmetal Ores                       | 8 170                                     | 43 976   | 538  | 9 837                                     | 56 307   | 572  |
| 矿建材料 Mineral Building Materials           | 11 917                                    | 46 644   | 391  | 12 929                                    | 61 164   | 473  |
| 水 泥 Cement                                | 4 076                                     | 19 529   | 479  | 4 853                                     | 24 827   | 512  |
| 木 材 Timber                                | 3 404                                     | 51 098   | 1 501  | 3 529                                     | 53 801   | 1 525  |
| 化肥和农药 Chemical Fertilizers and Pesticides | 3 818                                     | 32 331   | 847  | 2 933                                     | 23 841   | 813  |
| 粮 食 Grain                                 | 6 409                                     | 71 699   | 1 119  | 6 506                                     | 77 691   | 1 176  |
| 棉 花 Cotton                                | 154                                       | 2 949  | 1 910  | 129                                       | 3 348  | 2 595  |
| 盐 Salt                                    | 1 160                                     | 12 153   | 1 048  | 1 234                                     | 11 227   | 910  |
| 其 他 Other                                 | 22 040                                    | 324 611  | 1 473  | 19 453                                    | 301 030  | 1 547  |

## 14-18 铁路平均每日装车数

## DAILY AVERAGE LOADED FREIGHT CARGO

单位：车

(wagon)

| 年 份<br>Year | 合 计<br>Total | # 煤<br>Coal | # 石 油<br>Petroleum | # 钢 铁<br>Steel and<br>Iron | # 矿 物 性<br>建筑材料<br>Mineral<br>Building<br>Materials | # 粮 食<br>Grain |
|-------------|--------------|-------------|--------------------|----------------------------|---|----------------|
| 1952        | 12 334       | 3 911       | 116                | 450                        | 1 719   | 1 251          |
| 1957        | 21 259       | 6 973       | 254                | 709                        | 3 740   | 1 217          |
| 1962        | 23 893       | 11 145      | 615                | 792                        | 1 795   | 1 136          |
| 1965        | 32 784       | 11 299      | 1 013              | 1 485                      | 4 537   | 1 342          |
| 1970        | 42 264       | 14 685      | 2 370              | 1 912                      | 5 088   | 1 249          |
| 1975        | 51 789       | 17 376      | 3 685              | 2 495                      | 7 595   | 1 263          |
| 1978        | 62 234       | 21 595      | 3 641              | 3 425                      | 9 301   | 1 335          |
| 1980        | 61 298       | 21 627      | 3 294              | 3 399                      | 8 256   | 1 590          |
| 1983        | 63 149       | 23 008      | 3 214              | 3 418                      | 8 106   | 1 803          |
| 1984        | 64 856       | 23 965      | 3 333              | 3 653                      | 7 839   | 1 796          |
| 1985        | 67 228       | 25 333      | 3 448              | 3 963                      | 7 765   | 2 247          |
| 1986        | 68 911       | 25 744      | 3 694              | 4 446                      | 7 268   | 2 285          |
| 1987        | 70 004       | 25 874      | 3 863              | 4 376                      | 7 056   | 2 649          |
| 1988        | 70 398       | 26 513      | 3 774              | 4 035                      | 7 044   | 2 580          |
| 1989        | 72 919       | 28 479      | 3 785              | 4 010                      | 6 936   | 2 490          |
| 1990        | 72 368       | 29 323      | 3 811              | 4 165                      | 5 858   | 2 530          |
| 1991        | 72 911       | 29 103      | 3 823              | 4 127                      | 5 628   | 2 878          |
| 1992        | 74 109       | 29 523      | 3 880              | 4 146                      | 5 564   | 2 919          |
| 1993        | 76 306       | 30 039      | 4 059              | 4 756                      | 5 959   | 3 022          |

14-19 铁路货车平均静载重  
AVERAGE DEAD WEIGHT OF FREIGHT CARGO

单位: 吨/车

(tn/wagon)

| 年 份<br>Year | 合 计<br>Total | # 煤<br>Coal | # 石 油<br>Petroleum | # 钢 铁<br>Steel and Iron | # 矿物性<br>建筑材料<br>Mineral Building Materials | # 粮 食<br>Grain |
|-------------|--------------|-------------|--------------------|-------------------------|---|----------------|
|             |              |             |                    |                         |   |                |
| 1952        | 28.9         | 32.5        | 27.3               | 27.8                    | 32.5  | 32.0           |
| 1957        | 34.7         | 38.3        | 35.0               | 37.2                    | 38.8  | 39.2           |
| 1962        | 39.0         | 42.3        | 39.5               | 41.4                    | 43.0  | 40.5           |
| 1965        | 39.8         | 44.6        | 40.4               | 42.6                    | 44.0  | 43.7           |
| 1970        | 42.5         | 46.9        | 42.8               | 43.5                    | 47.2  | 45.5           |
| 1975        | 45.4         | 49.4        | 44.3               | 46.3                    | 48.6  | 47.8           |
| 1978        | 46.9         | 50.6        | 46.3               | 47.5                    | 49.9  | 50.3           |
| 1980        | 48.0         | 52.5        | 46.3               | 49.0                    | 52.6  | 54.2           |
| 1983        | 49.9         | 54.4        | 46.1               | 50.4                    | 53.8  | 53.8           |
| 1984        | 50.6         | 55.1        | 46.1               | 51.0                    | 54.5  | 54.2           |
| 1985        | 51.6         | 55.7        | 46.2               | 51.9                    | 55.3  | 54.6           |
| 1986        | 52.2         | 56.2        | 46.3               | 52.8                    | 56.0  | 55.3           |
| 1987        | 53.2         | 57.2        | 46.5               | 53.6                    | 56.7  | 56.6           |
| 1988        | 54.1         | 57.9        | 46.7               | 54.2                    | 57.4  | 57.3           |
| 1989        | 54.8         | 58.3        | 46.8               | 54.6                    | 57.6  | 57.8           |
| 1990        | 55.0         | 58.5        | 47.0               | 55.0                    | 57.9  | 58.3           |
| 1991        | 55.2         | 58.7        | 46.7               | 55.6                    | 58.0  | 58.5           |
| 1992        | 55.8         | 59.1        | 47.1               | 56.4                    | 58.3  | 58.9           |
| 1993        | 56.1         | 59.3        | 47.4               | 57.1                    | 58.5  | 59.1           |

14-20 铁路主要干线客货运输量  
PASSENGER AND FREIGHT TRAFFIC OF PRINCIPAL TRUNK RAILWAYS

| 线 路 名 称<br>Name                   | 客 运 量<br>(万人)<br>Passenger Traffic<br>(10 000 persons) |        | 旅 客 周 转 量<br>(百万人公里)<br>Turnover Volume of Passenger Traffic<br>(1 000 000 persons.km) |        | 货 运 量<br>(万吨)<br>Freight Traffic<br>(10 000 tn) |       | 货 物 周 转 量<br>(百万吨公里)<br>Turnover Volume of Freight Traffic<br>(1 000 000 tn.km) |         |
|-----------------------------------|--|--------|--|--------|---|-------|---|---------|
|                                   | 1992   | 1993   | 1992   | 1993   | 1992  | 1993  | 1992  | 1993    |
|                                   | 京 沈 Beijing-Shenyang                                   | 5 569  | 5 830  | 23 839 | 25 471  | 4 192 | 4 414   | 93 263  |
| 哈 大 Harbin-Dalian                 | 9 549  | 9 711  | 16 638   | 17 519 | 4 321   | 4 533 | 61 349  | 61 620  |
| 津 沪 Northern Tianjin-Shanghai     | 9 769  | 9 787  | 42 281   | 44 857 | 3 793   | 3 877 | 99 366  | 101 303 |
| 京 广 Fengtai-Southern Guangzhou    | 13 168   | 13 877 | 56 484   | 63 151 | 8 108   | 8 499 | 172 027   | 176 063 |
| 南北同蒲 Datong-Northern Taiyuan      | 979  | 1 094  | 3 692  | 4 124  | 7 796   | 8 106 | 18 891  | 19 495  |
| 太焦新焦 Yuci-Mengyuan                | 382  | 418    | 992  | 1 253  | 4 194   | 4 240 | 8 466   | 8 199   |
| 焦 枝 Xiwen-Yueshan-Xinxiang        | 528  | 648    | 3 187  | 3 594  | 1 811   | 1 916 | 23 613  | 24 398  |
| 枝 柳 Yueshan-Zhicheng              | 466  | 533    | 989  | 1 286  | 513   | 550   | 13 881  | 15 030  |
| 滨 洲 Zhicheng-Liuzhou              | 1 852  | 2 049  | 3 298  | 3 702  | 2 876   | 2 875 | 17 705  | 18 407  |
| 滨 绥 Harbin-Suifenhe               | 1 471  | 1 630  | 2 663  | 3 046  | 1 030   | 967   | 14 528  | 14 822  |
| 京 包 Xizhimen-Eastern Baotou       | 1 476  | 1 530  | 4 631  | 4 932  | 2 513   | 2 562 | 42 732  | 45 054  |
| 石 太 Shijiazhuang-Northern Taiyuan | 1 229  | 1 343  | 2 368  | 2 470  | 3 658   | 3 753 | 16 383  | 16 806  |
| 石 德 Shijiazhuang-Dezhou           | 208  | 197    | 1 241  | 1 329  | 270   | 284   | 10 121  | 10 748  |
| 浙 赣 Hangzhou-Zhuzhou              | 1 975  | 2 252  | 13 348   | 15 252 | 2 244   | 2 286 | 27 630  | 29 439  |
| 陇 海 Lianyungang-Western Lanzhou   | 4 037  | 4 640  | 25 329   | 27 492 | 5 051   | 5 397 | 75 432  | 74 238  |
| 胶 济 Qingdao-Jinan                 | 1 318  | 1 519  | 4 303  | 4 479  | 2 507   | 2 736 | 18 101  | 18 553  |
| 京 秦 Beijing-Qinhuangdao           | 135  | 149    | 1 329  | 1 341  | 564   | 559   | 12 971  | 9 393   |
| 石 究 Yanzhou-Shijiusuo             | 64   | 107    | 129  | 183    | 328   | 474   | 4 012   | 4 361   |
| 究 兖 Heze-Yanzhou                  | 93   | 112    | 186  | 220    | 134   | 155   | 1 913   | 1 745   |
| 新 荷 Xinjing-Heze                  | 27   | 36     | 182  | 208    | 4   | 10    | 1 977   | 1 795   |

## 14-21 铁路主要干线客货运输密度

## PASSENGER AND FREIGHT TRAFFIC DENSITY OF PRINCIPAL TRUNK RAILWAYS

| 线路名称<br>Name | 客运线路里程<br>(公里)<br>Length of<br>Passenger<br>Traffic<br>(km) | 客运密度<br>(万人公里/公里)<br>Passenger Traffic<br>Density<br>(10 000 persons, km/km) |       | 货运线路里程<br>(公里)<br>Length of<br>Freight<br>Traffic<br>(km) | 货运密度<br>(万吨公里/公里)<br>Freight Traffic<br>Density<br>(10 000 tn, km/km) |       |
|--------------|---|--|-------|---|---|-------|
|              |   | 1992   | 1993  |   | 1992  | 1993  |
|              |   | 京沈   | 844   |   | 2 825   | 3 018 |
| 哈大           | 944   | 1 763  | 1 856 | 941   | 6 626   | 6 548 |
| 津沪           | 1 323   | 3 196  | 3 391 | 1 318   | 7 539   | 7 686 |
| 京广           | 2 313   | 2 442  | 2 730 | 2 283   | 7 535   | 7 712 |
| 南北同蒲         | 865   | 427  | 477   | 827   | 2 284   | 2 357 |
| 太焦新          | 497   | 200  | 252   | 460   | 1 840   | 1 782 |
| 焦枝           | 798   | 399  | 450   | 798   | 2 959   | 3 057 |
| 枝柳           | 850   | 116  | 151   | 847   | 1 639   | 1 774 |
| 滨洲           | 935   | 353  | 396   | 960   | 1 844   | 1 917 |
| 滨绥           | 554   | 481  | 550   | 554   | 2 622   | 2 675 |
| 京包           | 827   | 560  | 596   | 810   | 5 276   | 5 562 |
| 石太           | 231   | 1 025  | 1 069 | 251   | 6 527   | 6 696 |
| 石德           | 181   | 686  | 734   | 180   | 5 623   | 5 971 |
| 浙赣           | 947   | 1 410  | 1 611 | 947   | 2 918   | 3 109 |
| 海陇           | 1 759   | 1 440  | 1 563 | 1 756   | 4 296   | 4 228 |
| 胶济           | 567   | 759  | 790   | 571   | 3 170   | 3 249 |
| 京秦           | 293   | 454  | 458   | 280   | 4 633   | 3 355 |
| 兖石           | 321   | 40   | 57    | 323   | 1 242   | 1 350 |
| 兖菏           | 115   | 162  | 191   | 117   | 1 635   | 1 491 |
| 新菏           | 166   | 110  | 125   | 166   | 1 191   | 1 081 |

## 14-22 铁路主要站旅客发送量

## PASSENGERS DEPARTING PRINCIPAL RAILWAY STATIONS

单位: 万人

(10 000 persons)

| 车站名称<br>Name | 1988  | 1989  | 1990  | 1991  | 1992  | 1993  |
|--------------|-------|-------|-------|-------|-------|-------|
| 沈阳           | 2 697 | 2 581 | 2 298 | 1 612 | 1 533 | 1 666 |
| 鞍山           | 602   | 484   | 412   | 382   | 399   | 375   |
| 本溪           | 1 058 | 1 053 | 984   | 982   | 988   | 1 033 |
| 锦州           | 640   | 607   | 540   | 486   | 502   | 537   |
| 吉林           | 602   | 551   | 442   | 421   | 430   | 508   |
| 北京           | 2 508 | 2 151 | 2 127 | 2 331 | 2 502 | 2 526 |
| 北京南          | 919   | 769   | 584   | 636   | 618   | 687   |
| 天津           | 433   | 974   | 877   | 884   | 907   | 950   |
| 石家庄          | 975   | 942   | 816   | 789   | 773   | 781   |
| 太原           | 758   | 766   | 678   | 709   | 731   | 791   |
| 郑州           | 1 207 | 1 090 | 957   | 983   | 1 052 | 972   |
| 武昌           | 845   | 786   | 634   | 655   | 690   | 713   |
| 洛阳           | 424   | 371   | 312   | 310   | 316   | 361   |
| 西安           | 1 023 | 978   | 854   | 907   | 981   | 1 056 |
| 济南           | 734   | 665   | 606   | 639   | 426   | 170   |
| 徐州           | 721   | 624   | 530   | 560   | 599   | 381   |
| 蚌埠           | 461   | 428   | 362   | 365   | 386   | 407   |
| 镇江           | 484   | 442   | 379   | 359   | 373   | 385   |
| 常州           | 579   | 535   | 479   | 523   | 585   | 642   |
| 无锡           | 880   | 800   | 731   | 770   | 845   | 870   |
| 苏州           | 701   | 641   | 611   | 657   | 714   | 756   |
| 上海           | 2 199 | 2 100 | 1 933 | 2 066 | 2 267 | 2 394 |
| 杭州           | 988   | 941   | 869   | 890   | 914   | 880   |
| 南昌           | 509   | 479   | 398   | 423   | 456   | 448   |
| 广州           | 922   | 965   | 891   | 1 029 | 1 231 | 1 389 |
| 深圳           | 656   | 647   | 681   | 846   | 1 019 | 1 014 |
| 柳州           | 449   | 413   | 344   | 363   | 419   | 451   |
| 成都           | 1 152 | 1 009 | 851   | 914   | 979   | 972   |
| 重庆           | 645   | 606   | 419   | 456   | 502   | 511   |
| 贵阳           | 457   | 412   | 336   | 348   | 376   | 439   |



14-23 铁路主要站货物发送量  
FREIGHT DELIVERED BY PRINCIPAL RAILWAY STATIONS

单位: 万吨

(10 000 ton)

| 车站名称<br>Name                 | 1988  | 1989  | 1990  | 1991  | 1992  | 1993  |
|------------------------------|-------|-------|-------|-------|-------|-------|
| 七台河<br>Qitaihe               | 857   | 874   | 998   | 1 007 | 1 027 | 997   |
| 恒山<br>Hengshan               | 545   | 589   | 661   | 628   | 573   | 533   |
| 浚德<br>Junde                  | 611   | 603   | 627   | 608   | 555   | 559   |
| 鹤岗<br>Hegang                 | 732   | 820   | 889   | 838   | 813   | 805   |
| 双鸭山<br>Shuangyashan          | 814   | 919   | 962   | 746   | 598   | 636   |
| 大官屯<br>Daguanton             | 1 082 | 1 111 | 1 083 | 1 070 | 1 047 | 1 001 |
| 灵山<br>Lingshan               | 1 318 | 1 329 | 1 289 | 1 302 | 1 312 | 1 297 |
| 甘井子<br>Ganjingzi             | 591   | 587   | 574   | 576   | 559   | 545   |
| 大连港<br>Daliangang            | 710   | 760   | 736   | 707   | 649   | 543   |
| 本溪<br>Benxi                  | 504   | 474   | 480   | 514   | 461   | 448   |
| 阜新<br>Fuxin                  | 572   | 597   | 630   | 624   | 602   | 612   |
| 白云鄂博<br>Baiyun' ebo          | 736   | 765   | 773   | 805   | 802   | 809   |
| 石景山南<br>Southern Shijingshan | 486   | 368   | 358   | 358   | 317   | 261   |
| 古冶<br>Guye                   | 852   | 810   | 847   | 800   | 809   | 891   |
| 唐山<br>Tangshan               | 532   | 507   | 516   | 476   | 453   | 458   |
| 沙河驿镇<br>Shaheyizhen          | 721   | 750   | 780   | 763   | 791   | 849   |
| 秦皇岛南<br>Southern Qinhuangdao | 518   | 522   | 368   | 311   | 347   | 326   |
| 白羊墅<br>Baiyangshu            | 736   | 859   | 834   | 777   | 852   | 993   |
| 白云岗<br>Yungang               | 588   | 651   | 733   | 797   | 782   | 626   |
| 云岗西<br>Western Yungang       | 501   | 675   | 768   | 756   | 868   | 1 064 |
| 新高山<br>Xingaoshan            | 642   | 641   | 662   | 695   | 760   | 932   |
| 介休<br>Jiexiu                 | 472   | 511   | 510   | 523   | 545   | 525   |
| 鹤壁北<br>Northern Hebi         | 463   | 417   | 428   | 409   | 365   | 352   |
| 晋城北<br>Northern Jincheng     | 1 060 | 1 181 | 1 224 | 1 182 | 1 196 | 1 200 |
| 长治北<br>Northern Changzhi     | 636   | 606   | 632   | 648   | 638   | 620   |
| 长黎县<br>Mixian                | 352   | 377   | 605   | 646   | 662   | 606   |
| 平顶山东<br>Eastern Pdingshan    | 1 657 | 1 672 | 1 734 | 1 740 | 1 810 | 1 907 |
| 武昌东<br>Eastern Wuchang       | 593   | 591   | 606   | 575   | 574   | 572   |
| 邹县<br>Zouxian                | 546   | 452   | 447   | 443   | 448   | 424   |
| 青龙山<br>Qinglongshan          | 529   | 493   | 468   | 476   | 460   | 410   |
| 茂名<br>Maoming                | 591   | 484   | 470   | 503   | 467   | 412   |

14-24 铁路运输主要财务指标  
FINANCIAL INDICATORS OF RAILWAY TRANSPORTATION

单位: 亿元

(100 000 000 yuan)

| 指标<br>Item                                 | 1985  | 1990  | 1992  | 1993  |
|--|-------|-------|-------|-------|
| 运输总收入<br>Total Transportation Revenue      | 213.9 | 411.1 | 478.7 | 547.3 |
| 客运收入<br>Passenger Traffic                  | 45.5  | 110.9 | 138.1 | 158.8 |
| 货运收入<br>Freight Traffic                    | 157.6 | 272.1 | 300.9 | 315.5 |
| 行李包裹收入<br>Luggage                          | 3.8   | 8.6   | 10.5  | 12.5  |
| 邮运收入<br>Postal Delivery                    | 0.6   | 1.0   | 1.6   | 1.7   |
| 其他收入<br>Other Revenue                      | 6.5   | 18.4  | 27.4  | 58.8  |
| 运输总成本<br>Total Transportation Costs        | 111.5 | 253.9 | 358.1 | 476.4 |
| 工资<br>Wages and Salaries                   | 15.7  | 42.8  | 74.0  | 95.0  |
| 材料<br>Materials                            | 13.6  | 32.6  | 48.2  | 67.8  |
| 燃料<br>Fuel                                 | 20.1  | 38.5  | 53.9  | 85.1  |
| 电力<br>Electricity                          | 2.4   | 9.0   | 12.9  | 22.8  |
| 折旧<br>Depreciation                         | 50.2  | 108.8 | 134.9 | 148.6 |
| 其他<br>Other Costs                          | 9.4   | 22.3  | 34.2  | 57.1  |
| 营业外收支净额<br>Nonoperational Net Expenditures | 10.0  | 24.1  | 35.9  | 34.3  |
| 应缴税金<br>Taxes Paid                         |       | 21.6  | 27.4  | 53.7  |
| # 应缴营业税<br>Business Tax Paid               | 32.9  | 20.6  | 25.6  | 27.4  |
| 实现利润<br>Profits                            | 64.0  | 113.1 | 59.2  | 12.7  |
| # 建设基金<br>Retained for Construction Funds  |       | 60.0  | 15.0  |       |

注: 1986年铁路实行大包干后, 建设基金由利润中拨给。

a) In the process of economic reform, since 1986 the construction funds for railways are from retained profits, not from government appropriations.

## 14-25 铁路运输技术经济主要指标

## PRINCIPAL ECONOMIC AND TECHICAL INDICATORS OF RAILWAY TRANSPORTATION

| 指 标                   | Item   | 1985    | 1990    | 1992    | 1993    |
|-----------------------|--|---------|---------|---------|---------|
| 货运机车日产量<br>(万吨公里)     | Average Daily Tonnage of Freight Locomotives<br>(10 000 tn.km)     | 77.4    | 86.0    | 89.7    | 89.9    |
| 蒸汽机车                  | Steam Locomotives  | 75.4    | 62.8    | 61.5    | 58.2    |
| 内燃机车                  | Diesel Locomotives   | 80.6    | 105.4   | 106.2   | 103.6   |
| 电力机车                  | Electric Locomotives   | 85.3    | 98.6    | 100.8   | 101.8   |
| 货运机车平均牵引总重(吨)         | Average total Tonnage of Freight Locomotives (tn)                  | 2 211   | 2 414   | 2 483   | 2 519   |
| 蒸汽机车                  | Steam Locomotives  | 2 192   | 2 097   | 2 102   | 2 052   |
| 内燃机车                  | Diesel Locomotives   | 2 216   | 2 578   | 2 603   | 2 618   |
| 电力机车                  | Electric Locomotives   | 2 378   | 2 634   | 2 693   | 2 759   |
| 货运机车日车公里(公里)          | Daily Distance per Freight Locomotive (km)                         | 412     | 418     | 422     | 420     |
| 客运机车日车公里(公里)          | Daily Distance per Passenger Locomotive (km)                       | 463     | 486     | 484     | 493     |
| 蒸汽机车每万吨公里耗煤<br>(公斤)   | Coal Consumption of Steam Locomotives<br>(kg/10 000 tn.km)         | 106.0   | 125.1   | 122.9   | 125.4   |
| 内燃机车每万吨公里耗油<br>(公斤)   | Oil Consumption of Diesel Locomotives<br>(kg/10 000 tn.km)         | 28.8    | 24.4    | 24.4    | 24.4    |
| 电力机车每万吨公里耗电<br>(千瓦小时) | Electricity Consumption Electric Locomotives<br>(kwh/10 000 tn.km) | 121.5   | 111.0   | 112.4   | 111.2   |
| 货物列车出发正点率(%)          | Rate of On-Time Starts of Freight Trains (%)                       | 93.5    | 93.2    | 94.3    | 94.0    |
| 货物列车运行正点率(%)          | Rate of Freight Running on Schedule (%)                            | 91.3    | 92.5    | 93.6    | 93.1    |
| 旅客列车出发正点率(%)          | Rate of On-Time Starts of Passenger Trains (%)                     | 99.3    | 99.1    | 99.2    | 99.0    |
| 旅客列车运行正点率(%)          | Rate of Passenger Trains Running on Schedule (%)                   | 94.8    | 92.9    | 92.7    | 90.0    |
| 旅客列车技术速度(公里/小时)       | Technical Speed of Passenger Trains (km/hr)                        | 55.1    | 56.6    | 57.5    | 57.9    |
| 旅客列车旅行速度(公里/小时)       | Running Speed of Passenger Trains (km/hr)                          | 43.9    | 46.3    | 47.5    | 48.1    |
| 每一旅客列车编成数(辆)          | Number of Coaches per Passenger Train (coach)                      | 15.1    | 15.6    | 15.7    | 15.9    |
| 客运列车密度(列/日)           | Density of Passenger Trains (train/day)                            | 14.0    | 15.3    | 16.1    | 16.9    |
| 客运密度(万人/公里)           | Density of Passenger Transportation(10 000 person/km)              | 479.4   | 489.0   | 587.7   | 646.7   |
| 每万名旅客拥有座卧车数(辆)        | Number of Coaches per 10 000 Passengers(coach)                     | 0.16    | 0.25    | 0.25    | 0.24    |
| 每百万旅客公里拥有座<br>卧车数(辆)  | Number of Coaches per 1 000 000 Passengers (coach)                 | 0.07    | 0.09    | 0.08    | 0.07    |
| 货物列车技术速度(公里/小时)       | Technical Speed of Freight Train (km/hr)                           | 43.3    | 44.0    | 44.4    | 44.5    |
| 货物列车旅行速度(公里/小时)       | Running Speed of Freight Trains (km/hr)                            | 28.1    | 29.2    | 29.9    | 30.0    |
| 直达货物列车比重(%)           | Percentage of Through Freight Trains (%)                           | 45.0    | 46.5    | 46.5    | 46.1    |
| 货物列车密度(列/日)           | Density of Freight Trains (train/day)                              | 32.1    | 35.8    | 37.5    | 38.3    |
| 货运密度(万吨/公里)           | Density of Freight Transportation (10 000tn/km)                    | 1 612.0 | 1 986.1 | 2 156.0 | 2 216.2 |
| 万吨货运量拥有货车(辆)          | Number of Cars per 10 000 Tons of Freight (car)                    | 2.36    | 2.50    | 2.45    | 2.49    |
| 每百万货物吨公里拥有货<br>车数(辆)  | Number of Cars per 1 000 000 Ton-km of Freight<br>Traffic (car)    | 0.37    | 0.34    | 0.32    | 0.33    |
| 货车周转时间(天)             | Turnover Days of Freight Cars (day)                                | 3.48    | 4.09    | 4.15    | 4.18    |
| 一次货物作业时间(小时)          | Handling Time of Freight (hour)                                    | 14.2    | 16.9    | 17.1    | 17.3    |
| 每车中转停留时间(小时)          | Transfer Waiting Time per Car (hour)                               | 3.7     | 4.1     | 4.2     | 4.3     |
| 货车静载重(准轨)(吨)          | Dead Weight of Freight Wagons(Standard Gauge) (tn)                 | 51.6    | 55.0    | 55.8    | 56.1    |
| 货车载重力利用率(%)           | Utilization Rate of Capacity of Freight Cars (%)                   | 95.4    | 97.2    | 97.4    | 97.4    |

14-26 民用汽车拥有量

| 年 份 地 区<br>Year Region | 民用汽车<br>总 计<br>(万辆)<br>Total<br>(10 000) | 载 客 汽 车<br>Passenger Vehicles       |                                   | 载 货 汽 车<br>Trucks                   |                                   |                                       |  | 其 他<br>机 动 车<br>(万辆)<br>Other<br>(10 000) |
|------------------------|--|-------------------------------------|-----------------------------------|-------------------------------------|-----------------------------------|---------------------------------------|--|---|
|                        |  | 辆 数<br>(万辆)<br>Vehicles<br>(10 000) | 客 位<br>(万客位)<br>Seats<br>(10 000) | 辆 数<br>(万辆)<br>Vehicles<br>(10 000) | #普通载货<br>汽 车<br>General<br>Trucks | 吨 位<br>(万吨)<br>Capacity<br>(10 000tn) | #普通载货<br>汽 车<br>General<br>Truck<br>Capacity |   |
| 1978                   | 135.84                                   | 25.90                               |                                   | 100.17                              |                                   |                                       |  |   |
| 1980                   | 178.29                                   | 35.08                               |                                   | 129.90                              |                                   |                                       |  |   |
| 1983                   | 232.63                                   | 47.78                               |                                   | 169.44                              |                                   |                                       |  | 10.68                                     |
| 1984                   | 260.41                                   | 56.28                               |                                   | 188.37                              |                                   |                                       |  | 20.04                                     |
| 1985                   | 321.12                                   | 79.45                               | 1 404.93                          | 223.20                              |                                   | 929.25                                |  | 61.58                                     |
| 1986                   | 361.95                                   | 96.61                               | 1 642.15                          | 246.57                              |                                   | 1 038.60                              |  | 79.97                                     |
| 1987                   | 408.07                                   | 111.46                              | 1 800.41                          | 281.21                              | 272.60                            | 1 236.62                              | 1 176.69                                     | 30.46                                     |
| 1988                   | 464.39                                   | 130.38                              | 2 041.12                          | 317.85                              | 308.89                            | 1 349.87                              | 1 292.61                                     | 31.82                                     |
| 1989                   | 511.32                                   | 146.43                              | 2 186.37                          | 346.37                              | 336.43                            | 1 480.76                              | 1 429.46                                     | 37.47                                     |
| 1990                   | 557.36                                   | 162.19                              | 2 372.64                          | 368.48                              | 357.57                            | 1 519.40                              | 1 460.84                                     | 41.05                                     |
| 1991                   | 606.11                                   | 185.24                              | 2 631.56                          | 398.62                              | 386.67                            | 1 633.11                              | 1 572.67                                     | 51.87                                     |
| 1992                   | 691.74                                   | 226.16                              | 3 103.63                          | 441.45                              | 427.86                            | 1 834.60                              | 1 760.37                                     | 68.72                                     |
| 1993                   | 817.58                                   | 285.98                              | 3 940.08                          | 501.00                              | 483.27                            | 2 114.27                              | 2 006.34                                     | 90.59                                     |
| 北 京 Beijing            | 41.60                                    | 22.35                               | 288.86                            | 18.26                               | 17.81                             | 60.83                                 | 55.38  | 0.00                                      |
| 天 津 Tianjin            | 20.33                                    | 5.73                                | 71.60                             | 13.96                               | 13.06                             | 46.11                                 | 44.94  | 0.21                                      |
| 河 北 Hebei              | 54.62                                    | 15.59                               | 233.89                            | 36.13                               | 34.48                             | 168.21                                | 155.14                                       | 0.01                                      |
| 山 西 Shanxi             | 32.24                                    | 7.97                                | 96.07                             | 23.01                               | 21.74                             | 106.01                                | 102.45                                       | 3.64                                      |
| 内 蒙 古 Inner Mongolia   | 17.76                                    | 5.81                                | 74.10                             | 11.58                               | 11.06                             | 66.50                                 | 63.91  | 0.02                                      |
| 辽 宁 Liaoning           | 52.96                                    | 18.79                               | 315.89                            | 32.26                               | 30.59                             | 145.62                                | 135.73                                       | 2.65                                      |
| 吉 林 Jilin              | 21.87                                    | 8.57                                | 97.83                             | 12.74                               | 12.18                             | 47.44                                 | 45.73  | 0.20                                      |
| 黑 龙 江 Heilongjiang     | 32.35                                    | 10.52                               | 231.44                            | 21.33                               | 18.94                             | 95.98                                 | 85.25  | 0.06                                      |
| 上 海 Shanghai           | 23.00                                    | 11.38                               | 117.72                            | 10.04                               | 9.67                              | 40.15                                 | 37.78  | 0.29                                      |
| 江 苏 Jiangsu            | 41.13                                    | 16.24                               | 212.52                            | 23.76                               | 22.84                             | 127.81                                | 122.60                                       | 9.62                                      |
| 浙 江 Zhejiang           | 24.57                                    | 8.81                                | 143.95                            | 15.29                               | 15.00                             | 87.76                                 | 82.90  | 6.33                                      |
| 安 徽 Anhui              | 21.02                                    | 6.95                                | 100.93                            | 12.97                               | 12.69                             | 56.10                                 | 45.06  | 7.11                                      |
| 福 建 Fujian             | 16.63                                    | 6.38                                | 84.80                             | 9.82                                | 9.55                              | 75.44                                 | 73.53  | 0.20                                      |
| 江 西 Jiangxi            | 15.11                                    | 4.73                                | 58.15                             | 9.67                                | 9.67                              | 36.77                                 | 36.75  | 3.65                                      |
| 山 东 Shandong           | 58.17                                    | 18.48                               | 203.44                            | 37.44                               | 36.29                             | 129.31                                | 122.63                                       | 22.94                                     |
| 河 南 Henan              | 38.40                                    | 13.14                               | 219.46                            | 23.97                               | 23.30                             | 108.41                                | 104.84                                       | 5.03                                      |
| 湖 北 Hubei              | 26.83                                    | 10.26                               | 114.01                            | 15.51                               | 15.04                             | 83.30                                 | 80.67  | 3.07                                      |
| 湖 南 Hunan              | 26.55                                    | 8.49                                | 112.83                            | 17.34                               | 16.99                             | 65.55                                 | 64.28  | 3.97                                      |
| 广 东 Guangdong          | 82.44                                    | 27.34                               | 372.48                            | 51.62                               | 51.37                             | 146.78                                | 144.69                                       | 5.07                                      |
| 广 西 Guangxi            | 19.33                                    | 7.51                                | 92.95                             | 11.00                               | 10.87                             | 44.39                                 | 43.71  | 0.57                                      |
| 海 南 Hainan             | 6.67                                     | 3.58                                | 34.33                             | 2.99                                | 2.97                              | 11.36                                 | 11.26  | 0.09                                      |
| 四 川 Sichuan            | 44.57                                    | 14.58                               | 219.20                            | 28.65                               | 28.13                             | 104.47                                | 102.22                                       | 6.14                                      |
| 贵 州 Guizhou            | 11.57                                    | 3.92                                | 61.06                             | 7.11                                | 7.01                              | 27.51                                 | 27.04  | 0.69                                      |
| 云 南 Yunnan             | 23.88                                    | 7.51                                | 88.13                             | 15.63                               | 15.28                             | 69.21                                 | 67.35  | 1.14                                      |
| 西 藏 Tibet              | 2.71                                     | 0.85                                | 9.72                              | 1.71                                | 1.66                              | 9.44                                  | 9.24   | 0.00                                      |
| 陕 西 Shaanxi            | 18.97                                    | 6.76                                | 82.29                             | 10.97                               | 10.48                             | 44.40                                 | 41.92  | 2.98                                      |
| 甘 肃 Gansu              | 13.48                                    | 4.66                                | 62.64                             | 7.93                                | 7.92                              | 30.14                                 | 30.10  | 3.55                                      |
| 青 海 Qinghai            | 4.87                                     | 1.70                                | 24.83                             | 2.90                                | 2.86                              | 14.00                                 | 13.45  | 0.14                                      |
| 宁 夏 Ningxia            | 4.16                                     | 1.29                                | 20.08                             | 2.71                                | 2.63                              | 10.32                                 | 9.91   | 0.28                                      |
| 新 疆 Xinjiang           | 19.79                                    | 6.10                                | 94.91                             | 12.70                               | 11.19                             | 54.93                                 | 45.85  | 0.95                                      |

## CIVIL MOTOR VEHICLES

| 公路部门营运 Transportation Department Vehicles |                                    |                                  |                                    |                                      | 私人汽车 Vehicles Owned by Individuals |                                    |                                  |                                    |                                      |
|---|------------------------------------|----------------------------------|------------------------------------|--------------------------------------|------------------------------------|------------------------------------|----------------------------------|------------------------------------|--------------------------------------|
| 合计<br>(万辆)<br>Vehicles<br>(10 000)        | 载客汽车<br>Passenger Vehicles         |                                  | 普通载货汽车<br>General Trucks           |                                      | 合计<br>(万辆)<br>Vehicles<br>(10 000) | 载客汽车<br>Passenger Vehicles         |                                  | 普通载货汽车<br>General Trucks           |                                      |
|   | 辆数<br>(万辆)<br>Vehicles<br>(10 000) | 客位<br>(万客位)<br>Seats<br>(10 000) | 辆数<br>(万辆)<br>Vehicles<br>(10 000) | 吨位<br>(万吨)<br>Capacity<br>(10 000tn) |                                    | 辆数<br>(万辆)<br>Vehicles<br>(10 000) | 客位<br>(万客位)<br>Seats<br>(10 000) | 辆数<br>(万辆)<br>Vehicles<br>(10 000) | 吨位<br>(万吨)<br>Capacity<br>(10 000tn) |
| 18.50                                     | 3.34                               |                                  | 14.80                              |                                      |                                    |                                    |                                  |                                    |                                      |
| 19.95                                     | 4.07                               |                                  | 15.88                              |                                      |                                    |                                    |                                  |                                    |                                      |
| 25.45                                     | 6.18                               |                                  | 19.27                              |                                      |                                    |                                    |                                  |                                    |                                      |
| 26.11                                     | 6.95                               |                                  | 19.15                              |                                      | 17.35                              | 0.56                               |                                  | 16.78                              |                                      |
| 27.73                                     | 8.32                               |                                  | 19.41                              |                                      | 28.49                              | 1.93                               | 42.89                            | 26.48                              | 110.41                               |
| 29.27                                     | 9.06                               |                                  | 20.20                              |                                      | 34.71                              | 3.44                               | 74.16                            | 31.23                              | 127.09                               |
| 30.32                                     | 9.63                               | 418.13                           | 20.25                              | 119.87                               | 42.29                              | 7.34                               | 119.60                           | 34.43                              | 151.89                               |
| 30.69                                     | 10.16                              | 441.84                           | 19.93                              | 124.11                               | 60.42                              | 15.29                              | 200.69                           | 44.80                              | 194.51                               |
| 30.85                                     | 10.49                              | 457.23                           | 19.73                              | 124.74                               | 73.12                              | 20.28                              | 250.05                           | 52.50                              | 224.32                               |
| 31.30                                     | 10.76                              | 468.92                           | 19.82                              | 127.06                               | 81.62                              | 24.07                              | 277.47                           | 57.30                              | 250.85                               |
| 31.67                                     | 11.53                              | 497.35                           | 19.36                              | 126.54                               | 96.04                              | 30.36                              | 351.66                           | 65.42                              | 281.45                               |
| 30.87                                     | 12.70                              | 528.87                           | 17.59                              | 118.42                               | 118.20                             | 41.87                              | 498.98                           | 75.82                              | 320.16                               |
| 28.96                                     | 12.82                              | 509.56                           | 15.53                              | 108.37                               | 155.77                             | 59.85                              | 740.59                           | 93.18                              | 414.64                               |
| 0.53                                      | 0.11                               | 4.06                             | 0.41                               | 3.16                                 | 6.69                               | 4.88                               | 56.32                            | 1.81                               | 5.77                                 |
| 0.41                                      | 0.03                               | 1.72                             | 0.33                               | 2.54                                 | 0.94                               | 0.63                               | 5.37                             | 0.31                               | 0.87                                 |
| 1.59                                      | 0.45                               | 19.75                            | 1.12                               | 7.40                                 | 14.45                              | 5.48                               | 82.25                            | 7.17                               | 32.26                                |
| 0.92                                      | 0.22                               | 10.39                            | 0.69                               | 5.13                                 | 6.91                               | 2.56                               | 23.12                            | 4.32                               | 19.51                                |
| 0.51                                      | 0.23                               | 10.62                            | 0.28                               | 1.67                                 | 3.43                               | 1.23                               | 53.24                            | 2.19                               | 12.65                                |
| 1.26                                      | 0.39                               | 21.35                            | 0.85                               | 6.73                                 | 9.57                               | 4.96                               | 80.39                            | 4.60                               | 19.45                                |
| 0.70                                      | 0.29                               | 12.15                            | 0.41                               | 2.82                                 | 4.78                               | 2.65                               | 19.53                            | 2.13                               | 6.97                                 |
| 0.58                                      | 0.27                               | 12.34                            | 0.30                               | 2.14                                 | 6.54                               | 3.05                               | 3.05                             | 3.32                               | 14.94                                |
| 0.72                                      | 0.04                               | 1.39                             | 0.59                               | 5.66                                 | 0.81                               | 0.56                               | 2.42                             | 0.25                               | 0.46                                 |
| 1.88                                      | 0.84                               | 36.62                            | 0.99                               | 8.47                                 | 4.03                               | 1.93                               | 21.02                            | 2.10                               | 4.74                                 |
| 1.25                                      | 0.69                               | 25.89                            | 0.52                               | 4.06                                 | 5.36                               | 2.32                               | 37.93                            | 3.02                               | 16.69                                |
| 1.33                                      | 0.60                               | 25.05                            | 0.71                               | 5.00                                 | 5.02                               | 1.66                               | 17.16                            | 3.36                               | 45.06                                |
| 0.79                                      | 0.44                               | 13.04                            | 0.34                               | 2.18                                 | 5.46                               | 1.76                               | 20.33                            | 3.66                               | 15.74                                |
| 0.48                                      | 0.29                               | 12.32                            | 0.18                               | 1.10                                 | 2.06                               | 0.59                               | 6.97                             | 1.47                               | 6.91                                 |
| 2.56                                      | 0.76                               | 32.53                            | 1.75                               | 12.21                                | 3.98                               | 2.13                               | 24.46                            | 1.84                               | 6.81                                 |
| 1.75                                      | 0.87                               | 37.18                            | 0.85                               | 5.36                                 | 7.04                               | 2.41                               | 35.50                            | 4.63                               | 19.67                                |
| 1.38                                      | 0.66                               | 26.70                            | 0.72                               | 4.45                                 | 1.99                               | 0.80                               | 8.90                             | 1.18                               | 7.08                                 |
| 1.08                                      | 0.65                               | 28.34                            | 0.41                               | 2.37                                 | 7.34                               | 2.04                               | 22.48                            | 5.12                               | 17.00                                |
| 1.68                                      | 1.36                               | 33.91                            | 0.27                               | 2.21                                 | 23.35                              | 7.48                               | 101.86                           | 15.75                              | 44.36                                |
| 0.51                                      | 0.33                               | 13.84                            | 0.18                               | 1.06                                 | 5.09                               | 1.36                               | 9.28                             | 3.70                               | 15.33                                |
| 0.12                                      | 0.12                               | 3.02                             | 0.01                               | 0.03                                 | 1.75                               | 0.39                               | 5.78                             | 1.33                               | 5.22                                 |
| 2.47                                      | 1.41                               | 52.43                            | 1.03                               | 5.73                                 | 7.52                               | 1.99                               | 20.21                            | 5.52                               | 29.75                                |
| 0.49                                      | 0.22                               | 9.32                             | 0.27                               | 1.49                                 | 2.21                               | 0.71                               | 11.08                            | 1.49                               | 5.12                                 |
| 1.17                                      | 0.50                               | 20.56                            | 0.64                               | 3.93                                 | 7.56                               | 1.89                               | 15.65                            | 5.51                               | 29.32                                |
| 0.23                                      | 0.02                               | 0.88                             | 0.20                               | 1.35                                 | 0.59                               | 0.15                               | 1.54                             | 0.44                               | 2.62                                 |
| 0.66                                      | 0.33                               | 14.65                            | 0.31                               | 1.91                                 | 4.21                               | 1.52                               | 18.51                            | 2.69                               | 11.37                                |
| 0.52                                      | 0.27                               | 11.32                            | 0.25                               | 1.27                                 | 1.92                               | 0.66                               | 9.76                             | 1.25                               | 5.94                                 |
| 0.25                                      | 0.06                               | 2.61                             | 0.19                               | 1.08                                 | 0.82                               | 0.21                               | 3.58                             | 0.60                               | 2.57                                 |
| 0.15                                      | 0.07                               | 3.19                             | 0.08                               | 0.38                                 | 0.87                               | 0.25                               | 3.49                             | 0.62                               | 2.55                                 |
| 0.95                                      | 0.28                               | 12.25                            | 0.65                               | 5.20                                 | 3.47                               | 1.60                               | 19.41                            | 1.80                               | 7.90                                 |

14-27 各地区民用运输船舶拥有量  
CIVIL TRANSPORT VESSELS

| 年份地区<br>Year Region       | 机 动 船<br>Motor Vessles |   |  |  | 驳 船<br>Barges      |   |  | 帆 船<br>Sailing Boats |                                       |
|---------------------------|------------------------|---|--|--|--------------------|---|--|----------------------|---------------------------------------|
|                           | 艘数<br>(艘)<br>Total     | 净载重量<br>(吨)<br>Net<br>Haulage<br>Capacity<br>(tn) | 载客量<br>(客位)<br>Passenger<br>Capacity<br>(seat) | 拖船功率<br>(千瓦)<br>Drawing<br>Power<br>(kw) | 艘数<br>(艘)<br>Total | 净载重量<br>(吨)<br>Net<br>Haulage<br>Capacity<br>(tn) | 载客量<br>(客位)<br>Passenger<br>Capacity<br>(seat) | 艘数<br>(艘)<br>Total   | 净载重量<br>(吨)<br>Net<br>Tonnage<br>(tn) |
| 1980                      | 64 307                 | 12 789 410  | 545 042  | 1 514 998                                | 119 464            | 5 951 401   | 100 312  | 113 031              | 1 204 001                             |
| 1983                      | 126 066                | 14 770 361  | 644 452  | 2 426 974                                | 134 195            | 7 182 134   | 105 978  | 91 048               | 998 166                               |
| 1984                      | 191 438                | 16 192 189  | 682 973  | 2 035 769                                | 130 107            | 7 655 081   | 93 005   | 91 875               | 870 725                               |
| 1985                      | 260 296                | 20 898 230  | 877 963  | 1 665 030                                | 132 682            | 8 670 224   | 99 643   | 82 022               | 758 541                               |
| 1986                      | 287 313                | 21 896 214  | 999 223  | 2 054 939                                | 112 104            | 8 860 487   | 109 714  | 41 766               | 410 832                               |
| 1987                      | 319 563                | 24 356 898  | 1 076 389                                      | 1 895 839                                | 119 673            | 8 483 471   | 88 800   | 36 674               | 390 773                               |
| 1988                      | 352 478                | 25 902 613  | 1 000 286                                      | 1 626 481                                | 93 678             | 8 695 906   | 58 226   | 28 350               | 286 393                               |
| 1989                      | 351 450                | 27 290 103  | 1 095 018                                      | 1 759 366                                | 88 903             | 8 958 617   | 52 459   | 19 175               | 202 640                               |
| 1990                      | 325 858                | 29 090 082  | 1 138 937                                      | 1 750 351                                | 82 482             | 9 066 738   | 62 926   | 17 564               | 184 269                               |
| 1991                      | 307 127                | 29 959 203  | 1 169 982                                      | 1 845 705                                | 78 410             | 9 588 216   | 61 526   | 15 057               | 148 500                               |
| 1992                      | 302 313                | 31 225 749  | 1 177 035                                      | 1 844 101                                | 71 255             | 9 437 823   | 46 337   | 13 123               | 141 511                               |
| 1993                      | 307 285                | 34 682 035  | 1 124 114                                      | 1 734 606                                | 65 196             | 8 891 435   | 43 801   | 10 453               | 81 569                                |
| 北 京 Beijing               |                        |   |  |  |                    |   |  |                      |                                       |
| 天 津 Tianjin               | 145                    | 153 504   | 1 073  | 99 910                                   | 454                | 53 833  |  |                      |                                       |
| 河 北 Hebei                 | 1 345                  | 207 001   | 21 771   | 7 721                                    | 35                 | 24 325  |  | 1 231                | 5 422                                 |
| 山 西 Shanxi                | 289                    | 4 098   | 535  |  |                    |   |  |                      |                                       |
| 内 蒙 古 Inner Mongolia      | 457                    | 6 427   | 5 303  | 4 866                                    | 39                 | 7 400   |  |                      |                                       |
| 辽 宁 Liaoning              | 791                    | 578 905   | 9 278  | 20 934                                   | 92                 | 27 645  |  |                      |                                       |
| 吉 林 Jilin                 | 235                    | 28 074  | 9 759  | 9 348                                    | 109                | 28 067  | 46   |                      |                                       |
| 黑 龙 江 Heilongjiang        | 229                    | 2 898   | 4 546  | 31 834                                   | 225                | 85 030  |  |                      |                                       |
| 上 海 Shanghai              | 5 762                  | 268 667   | 18 899   | 71 027                                   | 4 447              | 233 445   |  |                      |                                       |
| 江 苏 Jiangsu               | 123 619                | 3 703 151   | 71 102   | 369 070                                  | 26 348             | 1 659 561   | 12 020   |                      |                                       |
| 浙 江 Zhejiang              | 61 358                 | 1 900 368   | 133 937  | 71 700                                   | 6 997              | 456 453   | 7 016  | 53                   | 970                                   |
| 安 徽 Anhui                 | 29 849                 | 1 791 932   | 35 608   | 69 843                                   | 4 298              | 512 652   | 1 540  |                      |                                       |
| 福 建 Fujian                | 4 896                  | 913 055   | 31 673   | 12 948                                   | 87                 | 20 311  |  | 263                  | 3 128                                 |
| 江 西 Jiangxi               | 4 668                  | 215 161   | 17 393   | 13 173                                   | 370                | 48 641  |  | 598                  | 2 500                                 |
| 山 东 Shandong              | 4 560                  | 317 655   | 50 498   | 60 712                                   | 5 274              | 519 576   | 10 789   | 34                   | 660                                   |
| 河 南 Henan                 | 2 867                  | 211 123   | 6 001  | 3 511                                    | 665                | 54 170  |  |                      |                                       |
| 湖 北 Hubei                 | 4 759                  | 228 167   | 42 804   | 135 736                                  | 2 983              | 828 606   |  | 35                   | 373                                   |
| 湖 南 Hunan                 | 10 053                 | 310 156   | 43 197   | 29 970                                   | 2 698              | 181 004   | 108  |                      |                                       |
| 广 东 Guangdong             | 30 154                 | 2 496 850   | 157 596  | 169 499                                  | 3 319              | 470 507   | 2 686  | 146                  | 8 491                                 |
| 广 西 Guangxi               | 12 069                 | 745 935   | 91 854   | 34 074                                   | 735                | 130 151   | 739  | 171                  | 3 109                                 |
| 海 南 Hainan                | 961                    | 639 814   | 20 833   | 11 121                                   | 155                | 23 882  | 692  | 88                   | 6 147                                 |
| 四 川 Sichuan               | 4 416                  | 100 258   | 139 592  | 148 871                                  | 3 201              | 655 948   | 5 535  | 5 600                | 44 740                                |
| 贵 州 Guizhou               | 840                    | 8 311   | 10 530   | 8 395                                    | 228                | 35 955  | 980  | 1 957                | 5 346                                 |
| 云 南 Yunnan                | 639                    | 7 556   | 10 174   | 4 159                                    | 71                 | 14 882  |  |                      |                                       |
| 西 藏 Tibet                 |                        |   |  |  |                    |   |  |                      |                                       |
| 陕 西 Shaanxi               | 557                    | 4 645   | 5 398  | 334                                      | 12                 | 1 935   |  | 84                   | 218                                   |
| 甘 肃 Gansu                 | 188                    | 950   | 7 805  | 1 091                                    | 9                  | 85  | 150  | 167                  | 213                                   |
| 青 海 Qinghai               |                        |   |  |  |                    |   |  |                      |                                       |
| 宁 夏 Ningxia               | 79                     | 771   | 4 306  | 1 721                                    | 6                  | 444   | 1 500  |                      |                                       |
| 新 疆 Xinjiang              |                        |   |  |  |                    |   |  |                      |                                       |
| 直属企业 Enterprises Directly | 1 500                  | 19 836 603  | 172 649  | 343 038                                  | 2 339              | 2 816 927   |  |                      |                                       |

14-28 各地区私人运输船舶拥有量  
PRIVATE-OWNED TRANSPORT VESSELS

| 年 份 地 区<br>Year Region | 机 动 船<br>Motor Vessles |   |   |  | 驳 船<br>Barges       |   |   | 帆 船<br>Sailing Boats |                                       |
|------------------------|------------------------|---|---|--|---------------------|---|---|----------------------|---------------------------------------|
|                        | 艘 数<br>(艘)<br>Total    | 净载重量<br>(吨)<br>Net<br>Haulage<br>Capacity<br>(tn) | 载 客 量<br>(客 位)<br>Passenger<br>Capacity<br>(seat) | 拖船功率<br>(千瓦)<br>Drawing<br>Power<br>(kw) | 艘 数<br>(艘)<br>Total | 净载重量<br>(吨)<br>Net<br>Haulage<br>Capacity<br>(tn) | 载 客 量<br>(客 位)<br>Passenger<br>Capacity<br>(seat) | 艘 数<br>(艘)<br>Total  | 净载重量<br>(吨)<br>Net<br>Tonnage<br>(tn) |
| 1985                   | 133 165                | 2 139 297   | 140 722   | 52 736                                   | 12 253              | 417 664   | 2 267   | 54 781               | 437 324                               |
| 1986                   | 169 347                | 2 871 841   | 192 835   | 53 772                                   | 9 971               | 299 853   | 4 706   | 26 147               | 209 416                               |
| 1987                   | 189 581                | 3 490 660   | 222 945   | 75 304                                   | 12 897              | 299 854   | 12 088  | 18 584               | 164 468                               |
| 1988                   | 217 268                | 4 397 174   | 265 022   | 61 191                                   | 12 953              | 392 015   | 6 706   | 18 504               | 156 947                               |
| 1989                   | 221 024                | 4 542 693   | 283 113   | 67 449                                   | 12 032              | 573 692   | 12 692  | 14 521               | 137 353                               |
| 1990                   | 206 589                | 4 257 594   | 283 248   | 70 250                                   | 10 927              | 586 650   | 3 352   | 13 652               | 125 806                               |
| 1991                   | 200 357                | 4 517 888   | 312 280   | 54 028                                   | 11 673              | 519 506   | 9 075   | 12 194               | 106 465                               |
| 1992                   | 190 262                | 3 976 814   | 326 587   | 60 481                                   | 9 192               | 503 787   | 11 622  | 11 453               | 107 498                               |
| 1993                   | 190 820                | 5 961 873   | 302 898   | 85 806                                   | 9 458               | 636 200   | 3 103   | 7 882                | 57 862                                |
| 北 京 Beijing            |                        |   |   |  |                     |   |   |                      |                                       |
| 天 津 Tianjin            | 8                      | 61  |   | 120                                      | 12                  | 309   |   |                      |                                       |
| 河 北 Hebei              | 1 104                  | 376   | 19 523  |  |                     |   |   |                      |                                       |
| 山 西 Shanxi             | 279                    | 3 747   | 212   |  |                     |   | 16  | 52                   |                                       |
| 内 蒙 古 Inner Mongolia   | 452                    | 6 427   | 5 303   | 3 259                                    | 27                  | 4 184   |   |                      |                                       |
| 辽 宁 Liaoning           | 183                    | 3 973   | 617   | 1 344                                    | 3                   | 790   | 2   | 60                   |                                       |
| 吉 林 Jilin              | 37                     | 204   | 452   | 985                                      | 4                   | 1 077   |   |                      |                                       |
| 黑 龙 江 Heilongjiang     | 18                     |   | 1 340   | 508                                      |                     |   |   |                      |                                       |
| 上 海 Shanghai           | 2 945                  | 59 340  |   |  | 402                 | 2 991   |   |                      |                                       |
| 江 苏 Jiangsu            | 62 389                 | 2 022 869   | 2 067   | 2 828                                    | 2 521               | 121 769   | 151   |                      |                                       |
| 浙 江 Zhejiang           | 56 061                 | 1 205 359   | 57 419  | 944                                      | 224                 | 10 552  | 85  | 17                   | 844                                   |
| 安 徽 Anhui              | 20 723                 | 1 093 316   | 20 203  | 785                                      | 23                  | 4 616   |   |                      |                                       |
| 福 建 Fujian             | 2 131                  | 46 948  | 10 378  |  |                     |   |   | 42                   | 210                                   |
| 江 西 Jiangxi            | 2 567                  | 86 643  | 3 404   |  |                     |   |   | 598                  | 2 500                                 |
| 山 东 Shandong           | 3 047                  | 170 338   | 2 871   | 45 390                                   | 4 047               | 379 260   |   |                      |                                       |
| 河 南 Henan              | 139                    | 6 331   | 605   | 63                                       | 19                  | 2 407   |   |                      |                                       |
| 湖 北 Hubei              | 2 468                  | 113 609   | 6 679   | 1 822                                    | 124                 | 13 608  |   | 24                   | 268                                   |
| 湖 南 Hunan              | 5 628                  | 100 157   | 11 250  | 791                                      | 719                 | 4 563   | 24  |                      |                                       |
| 广 东 Guangdong          | 17 928                 | 670 979   | 42 419  | 23 334                                   | 838                 | 62 873  | 489   | 144                  | 8 485                                 |
| 广 西 Guangxi            | 7 455                  | 278 975   | 61 521  |  | 66                  | 516   | 1 212   | 115                  | 271                                   |
| 海 南 Hainan             | 621                    | 3 886   | 7 529   | 260                                      | 136                 | 4 752   | 692   | 64                   | 3 578                                 |
| 四 川 Sichuan            | 2 857                  | 74 034  | 34 377  | 2 058                                    | 218                 | 17 412  |   | 4 879                | 37 006                                |
| 贵 州 Guizhou            | 639                    | 4 412   | 5 592   | 947                                      | 58                  | 3 031   |   | 1 763                | 4 172                                 |
| 云 南 Yunnan             | 551                    | 6 147   | 2 084   | 368                                      | 11                  | 1 418   |   |                      |                                       |
| 西 藏 Tibet              |                        |   |   |  |                     |   |   |                      |                                       |
| 陕 西 Shaanxi            | 448                    | 3 115   | 1 547   |  |                     |   |   | 76                   | 218                                   |
| 甘 肃 Gansu              | 99                     | 561   | 3 316   |  | 5                   |   | 150   | 142                  | 198                                   |
| 青 海 Qinghai            |                        |   |   |  |                     |   |   |                      |                                       |
| 宁 夏 Ningxia            | 43                     | 66  | 2 190   |  | 1                   | 69  | 300   |                      |                                       |
| 新 疆 Xinjiang           |                        |   |   |  |                     |   |   |                      |                                       |

14-29 交通部直属水运分货类运输量  
 WATERWAY FREIGHT TRAFFIC CARRIED BY ENTERPRISES  
 UNDER MINISTRY OF COMMUNICATIONS BY TYPE OF FREIGHT

| 项 目<br>Item                                  | 1992   |   |   | 1993   |   |   |
|--|--|---|---|--|---|---|
|  | 货 运 量<br>(万吨)<br>Freight<br>Traffic<br>(10 000 tn) | 货物周转量<br>(百万吨公里)<br>Turnover<br>Volume of<br>Freight<br>(1 000 000<br>tn. km) | 平均运距<br>(公里)<br>Average<br>Shipping<br>Distance<br>(km) | 货 运 量<br>(万吨)<br>Freight<br>Traffic<br>(10 000 tn) | 货物周转量<br>(百万吨公里)<br>Turnover<br>Volume of<br>Freight<br>(1 000 000<br>tn. km) | 平均运距<br>(公里)<br>Average<br>Shipping<br>Distance<br>(km) |
| 总 计 Total                                    | 29 487   | 1 190 186   | 4 036   | 30 710   | 1 214 156   | 3 954   |
| 煤 炭 Coal                                     | 9 325  | 203 217   | 2 179   | 9 573  | 198 207   | 2 070   |
| 石 油 Petroleum                                | 6 662  | 114 936   | 1 725   | 7 331  | 132 639   | 1 809   |
| 金属矿石 Metal Ores                              | 3 521  | 150 614   | 4 278   | 3 912  | 153 670   | 3 928   |
| 钢 铁 Steel and Iron                           | 913  | 55 512  | 6 081   | 1 372  | 129 364   | 9 429   |
| 矿建材料 Mineral Building<br>Materials           | 1 362<br>130                                       | 11 763<br>2 765   | 864<br>2 132  | 1 147<br>335                                       | 9 547<br>8 754  | 832<br>2 613  |
| 水 泥 Cement                                   |  |   |   |  |   |   |
| 木 材 Timber                                   | 227  | 11 772  | 5 188   | 165  | 8 555   | 5 185   |
| 非金属矿石 Nonmetal Ores                          | 1 018  | 43 709  | 4 293   | 1 026  | 54 765  | 5 338   |
| 化肥和农药 Chemical Fertilizers<br>and Pesticides | 561  | 74 496  | 13 284  | 399  | 50 118  | 12 561  |
| 盐 Salt                                       | 186  | 3 138   | 1 691   | 172  | 3 626   | 2 108   |
| 粮 食 Grain                                    | 2 012  | 228 216   | 11 345  | 1 694  | 190 691   | 11 257  |
| 其 他 Other                                    | 3 572  | 290 048   | 8 120   | 3 584  | 274 222   | 7 651   |

14-30 沿海主要港口货物吞吐量  
 CARGO HANDLED AT PRINCIPAL SEAPORTS

单位: 万吨

(10 000 tn)

| 港 口<br>Seaport                | 1978   | 1980   | 1985   | 1990   | 1992   | 1993   |
|-------------------------------|--------|--------|--------|--------|--------|--------|
| 总 计 Total                     | 19 834 | 21 731 | 31 154 | 48 321 | 60 380 | 67 835 |
| 大 连 Dalian                    | 2 864  | 3 263  | 4 381  | 4 952  | 5 909  | 5 959  |
| 营 口 Yingkou                   | 33     | 24     | 98     | 237    | 509    | 682    |
| 秦 皇 岛 Qinhuangdao             | 2 219  | 2 641  | 4 419  | 6 945  | 8 121  | 7 808  |
| 天 津 Tianjin                   | 1 131  | 1 192  | 1 856  | 2 063  | 2 929  | 3 719  |
| 烟 台 Yantai                    | 458    | 506    | 689    | 668    | 1 114  | 1 106  |
| 青 岛 Qingdao                   | 2 002  | 1 708  | 2 611  | 3 034  | 3 125  | 3 545  |
| 日 照 Rizhao                    |        |        |        | 925    | 1 202  | 1 317  |
| 连 云 港 Lianyungang             | 594    | 739    | 929    | 1 137  | 1 359  | 1 417  |
| 上 海 Shanghai                  | 7 955  | 8 483  | 11 291 | 13 959 | 16 297 | 17 596 |
| 宁 波 Ningbo                    |        | 326    | 1 040  | 2 554  | 4 367  | 5 321  |
| 汕 头 Shantou                   | 153    | 176    | 201    | 279    | 460    | 662    |
| 广 州 Guangzhou                 | 1 050  | 1 210  | 1 772  | 4 163  | 5 464  | 6 552  |
| 淇 江 Zhanjiang                 | 947    | 1 075  | 1 231  | 1 557  | 1 644  | 1 953  |
| 海 口 Haikou                    | 76     | 72     | 170    | 288    | 413    | 580    |
| 八 所 Basuo                     | 307    | 278    | 388    | 431    | 377    | 384    |
| 三 亚 Sanya                     | 45     | 38     | 78     | 37     | 39     | 65     |
| 其他中型港口 Other Medium Sea Ports |        |        |        | 5 092  | 7 051  | 9 169  |

14-31 沿海主要港口码头泊位数 (1993年底)  
BERTHS AT PRINCIPAL SEAPORTS (END OF 1993)

| 名称<br>Name         | 总计<br>Total                               |                       |                           | 生产用<br>Productive Ucs                     |                       |                           | 非生产用<br>Nonproductive Use                 |                       |
|--------------------|---|-----------------------|---------------------------|---|-----------------------|---------------------------|---|-----------------------|
|                    | 码头长度<br>(米)<br>Length of<br>Harbor<br>(m) | 泊位个数<br>(个)<br>Berths | #万吨级<br>10 000<br>Tonnage | 码头长度<br>(米)<br>Length of<br>Harbor<br>(m) | 泊位个数<br>(个)<br>Berths | #万吨级<br>10 000<br>Tonnage | 码头长度<br>(米)<br>Length of<br>Harbor<br>(m) | 泊位个数<br>(个)<br>Berths |
| 总计<br>Total        | 136 155                                   | 1 278                 | 349                       | 118 850                                   | 1 050                 | 349                       | 17 305                                    | 228                   |
| #大连<br>Dalian      | 15 820                                    | 59                    | 32                        | 11 086                                    | 59                    | 32                        | 4 734                                     |                       |
| 营口<br>Yingkou      | 2 671                                     | 22                    | 7                         | 2 590                                     | 19                    | 7                         | 81  | 3                     |
| 秦皇岛<br>Qinhuangdao | 6 446                                     | 37                    | 23                        | 5 769                                     | 25                    | 23                        | 677                                       | 12                    |
| 天津<br>Tianjin      | 11 650                                    | 68                    | 45                        | 10 861                                    | 60                    | 45                        | 789                                       | 8                     |
| 烟台<br>Yantai       | 3 524                                     | 26                    | 9                         | 3 324                                     | 24                    | 9                         | 200                                       | 2                     |
| 青岛<br>Qingdao      | 9 487                                     | 47                    | 24                        | 8 934                                     | 44                    | 24                        | 553                                       | 3                     |
| 日照<br>Rizhao       | 2 147                                     | 16                    | 5                         | 1 827                                     | 9                     | 5                         | 320                                       | 7                     |
| 连云港<br>Lianyungang | 4 903                                     | 27                    | 16                        | 3 985                                     | 21                    | 16                        | 918                                       | 6                     |
| 上海<br>Shanghai     | 21 841                                    | 222                   | 67                        | 18 285                                    | 136                   | 67                        | 3 556                                     | 86                    |
| 宁波<br>Ningbo       | 5 972                                     | 53                    | 17                        | 5 075                                     | 37                    | 17                        | 897                                       | 16                    |
| 汕头<br>Shantou      | 1 094                                     | 12                    |                           | 1 045                                     | 9                     |                           | 49  | 3                     |
| 广州<br>Guangzhou    | 10 989                                    | 127                   | 22                        | 9 570                                     | 101                   | 22                        | 1 419                                     | 26                    |
| 湛江<br>Zhanjiang    | 4 944                                     | 33                    | 18                        | 4 123                                     | 24                    | 18                        | 821                                       | 9                     |
| 海口<br>Haikou       | 1 623                                     | 11                    | 2                         | 1 623                                     | 11                    | 2                         |   |                       |
| 八所<br>Basuo        | 1 412                                     | 8                     | 6                         | 1 412                                     | 8                     | 6                         |   |                       |
| 三亚<br>Sanya        | 715                                       | 7                     |                           | 602                                       | 5                     |                           | 113                                       | 2                     |

14-32 长江主要港口码头泊位数 (1993年底)  
BERTHS AT CHANGJIANG PRINCIPAL PORTS (END OF 1993)

| 名称<br>Name          | 总计<br>Total                               |                       |                           | 生产用<br>Productive Ucs                     |                       |                           | 非生产用<br>Nonproductive Use                 |                       |
|---------------------|---|-----------------------|---------------------------|---|-----------------------|---------------------------|---|-----------------------|
|                     | 码头长度<br>(米)<br>Length of<br>Harbor<br>(m) | 泊位个数<br>(个)<br>Berths | #万吨级<br>10 000<br>Tonnage | 码头长度<br>(米)<br>Length of<br>Harbor<br>(m) | 泊位个数<br>(个)<br>Berths | #万吨级<br>10 000<br>Tonnage | 码头长度<br>(米)<br>Length of<br>Harbor<br>(m) | 泊位个数<br>(个)<br>Berths |
| 总计<br>Total         | 37 844                                    | 564                   | 37                        | 34 360                                    | 501                   | 37                        | 3 484                                     | 63                    |
| 重庆<br>Chongqing     | 2 868                                     | 55                    |                           | 2 534                                     | 49                    |                           | 334                                       | 6                     |
| 夔陵<br>Fuling        | 1 217                                     | 20                    |                           | 1 217                                     | 20                    |                           |   |                       |
| 万县<br>Wanxian       | 766                                       | 12                    |                           | 766                                       | 12                    |                           |   |                       |
| 巴东<br>Badong        | 592                                       | 10                    |                           | 592                                       | 10                    |                           |   |                       |
| 宜昌<br>Yichang       | 739                                       | 7                     |                           | 739                                       | 7                     |                           |   |                       |
| 枝城<br>Zhicheng      | 1 197                                     | 29                    |                           | 1 081                                     | 26                    |                           | 116                                       | 3                     |
| 沙市<br>Shashi        | 1 400                                     | 36                    |                           | 1 244                                     | 32                    |                           | 156                                       | 4                     |
| 城陵<br>Chenglingji   | 712                                       | 12                    |                           | 604                                       | 9                     |                           | 108                                       | 3                     |
| 武汉<br>Wuhan         | 4 441                                     | 70                    |                           | 3 406                                     | 53                    |                           | 1 035                                     | 17                    |
| 黄石<br>Huangshi      | 952                                       | 17                    |                           | 923                                       | 16                    |                           | 29  | 1                     |
| 武穴<br>Wuxue         | 1 980                                     | 23                    |                           | 1 980                                     | 23                    |                           |   |                       |
| 九江<br>Jiujiang      | 605                                       | 8                     |                           | 605                                       | 8                     |                           |   |                       |
| 安庆<br>Anqing        | 1 148                                     | 23                    |                           | 1 074                                     | 21                    |                           | 74  | 2                     |
| 池州<br>Chizhou       | 610                                       | 10                    |                           | 610                                       | 10                    |                           |   |                       |
| 铜陵<br>Tongling      | 622                                       | 11                    |                           | 561                                       | 10                    |                           | 61  | 1                     |
| 芜湖<br>Wuhu          | 1 994                                     | 40                    |                           | 1 762                                     | 35                    |                           | 232                                       | 5                     |
| 马鞍山<br>Maanshan     | 746                                       | 14                    |                           | 746                                       | 14                    |                           |   |                       |
| 南京<br>Nanjing       | 5 293                                     | 58                    | 13                        | 4 644                                     | 46                    | 13                        | 649                                       | 12                    |
| 镇江<br>Zhenjiang     | 3 189                                     | 32                    | 8                         | 2 985                                     | 29                    | 8                         | 204                                       | 3                     |
| 高港<br>Gaogang       | 956                                       | 16                    | 1                         | 932                                       | 15                    | 1                         | 24  | 1                     |
| 江阴<br>Jiangyin      | 609                                       | 13                    | 1                         | 609                                       | 13                    | 1                         |   |                       |
| 张家港<br>Zhangjiagang | 1 670                                     | 11                    | 7                         | 1 588                                     | 10                    | 7                         | 82  | 1                     |
| 南通<br>Nantong       | 3 538                                     | 37                    | 7                         | 3 158                                     | 33                    | 7                         | 380                                       | 4                     |



14-33 民用航空航线及飞机架数  
CIVIL AVIATION ROUTES AND CIVIL AIRCRAFT

| 指 标          | Item   | 1985    | 1990    | 1991    | 1992    | 1993    |
|--------------|--|---------|---------|---------|---------|---------|
| 民用航空航线条数 (条) | Civil Aviation Routes                          | 268     | 437     | 452     | 563     | 647     |
| 国际航线         | Interational Routes                            | 27      | 44      | 49      | 58      | 71      |
| 地区航线         | Regional Routes                                | 8       | 8       | 8       | 13      | 13      |
| 国内航线         | Domestic Routes                                | 233     | 385     | 395     | 492     | 563     |
| 民用航空线里程 (公里) | Mileage of Civil Aviation Routes (km)          | 277 217 | 506 762 | 559 127 | 836 642 | 960 779 |
| 国际航线         | Interational Routes                            | 105 959 | 166 350 | 177 397 | 303 010 | 278 749 |
| 地区航线         | Regional Routes                                | 10 935  | 10 919  | 11 406  | 18 446  | 18 446  |
| 国内航线         | Domestic Routes                                | 160 323 | 329 493 | 370 324 | 515 186 | 663 584 |
| 民用航班飞行机场 (个) | Civil Airports                                 | 82      | 94      | 96      | 98      | 113     |
| #可降波音737以上机型 | Airports Serving Boeing 737 or Larger Aircraft | 10      | 47      | 47      | 56      | 58      |
| 民用飞机架数 (架)   | Civil Aircraft                                 | 404     | 421     | 438     | 468     | 546     |
| #波音747       | Boeing 747                                     | 6       | 11      | 11      | 13      | 14      |
| 波音737        | Boeing 737                                     | 15      | 21      | 38      | 48      | 91      |
| 波音707        | Boeing 707                                     | 10      | 9       | 9       | 9       | 6       |
| 波音767        | Boeing 767                                     | 2       | 6       | 6       | 10      | 12      |
| MD-82        | MD-82  | 5       | 25      | 30      | 35      | 37      |
| A310         | Airbus A310                                    | 2       | 2       | 2       | 4       | 5       |
| 图154         | Topolov 154                                    | 2       | 20      | 20      | 23      | 35      |
| 波音757        | Boeing 757                                     |         | 9       | 15      | 18      | 33      |
| 伊尔18         | Ilyushin 18                                    | 9       |         |         |         |         |
| B-146        | B-146  |         | 10      | 10      | 13      | 13      |
| 三叉           | Trident  | 22      | 7       |         | 2       |         |
| 安12          | Antonov 12                                     | 2       | 2       | 2       | 2       | 2       |
| 安24          | Antonov 24                                     | 28      | 23      | 20      | 19      | 10      |
| 运7           | Yun 7  | 13      | 45      | 61      | 46      | 63      |
| 肖特360        | Short 360                                      | 7       | 7       | 7       | 7       | 7       |

注：民航机场和飞机数为民航直属企业数，1993年为全行业数字。

a) Civil Airports and Aircraft refer to enterprises directly under CAAC. In 1993, refer to total enterprises.

14-34 民用航空运输量及通用飞行时间  
CIVIL AVATION TRAFFIC AND GENERAL AIR TIME

| 指 标        | Item                                  | 1985      | 1990      | 1991      | 1992      | 1993      |
|------------|---------------------------------------|-----------|-----------|-----------|-----------|-----------|
| 客运量 (万人)   | Passenger Traffic (10 000 person)     | 747       | 1 660     | 2 178     | 2 886     | 3 383     |
| 国际航线       | International Routes                  | 75        | 114       | 153       | 202       | 234       |
| 地区航线       | Regional Routes                       | 77        | 200       | 228       | 290       | 344       |
| 国内航线       | Domestic Routes                       | 595       | 1 346     | 1 797     | 2 394     | 2 805     |
| 旅客周转量      | Turnover Volume of Passenger Traffic  |           |           |           |           |           |
| (万人公里)     | (10 000 person. km)                   | 1 167 163 | 2 304 797 | 3 013 185 | 4 061 204 | 4 776 044 |
| 国际航线       | International Routes                  | 381 769   | 516 910   | 644 647   | 795 337   | 862 420   |
| 地区航线       | Regional Routes                       | 79 302    | 211 333   | 251 132   | 321 859   | 395 713   |
| 国内航线       | Domestic Routes                       | 706 092   | 1 576 554 | 2 117 406 | 2 944 009 | 3 517 911 |
| 货(邮)运量 (吨) | Freight Traffic (tn)                  | 195 059   | 369 722   | 451 985   | 575 269   | 693 935   |
| 国际航线       | International Routes                  | 37 922    | 81 102    | 103 724   | 133 724   | 167 261   |
| 地区航线       | Regional Routes                       | 22 895    | 49 153    | 59 299    | 71 864    | 84 777    |
| 国内航线       | Domestic Routes                       | 134 242   | 239 467   | 288 962   | 369 681   | 441 896   |
| 货邮周转量      | Turnover Volume of Freight Traffic    |           |           |           |           |           |
| (万吨公里)     | (10 000 tn. km)                       | 41 513    | 81 825    | 100 954   | 134 240   | 166 139   |
| 国际航线       | International Routes                  | 21 990    | 43 830    | 55 424    | 75 612    | 94 522    |
| 地区航线       | Regional Routes                       | 3 118     | 6 348     | 7 727     | 9 125     | 11 011    |
| 国内航线       | Domestic Routes                       | 16 405    | 31 647    | 37 803    | 49 504    | 60 606    |
| 总周转量       | Total Turnover Volume of Air Traffic  |           |           |           |           |           |
| (万吨公里)     | (10 000 tn. km)                       | 127 102   | 249 950   | 320 663   | 428 456   | 511 820   |
| 国际航线       | International Routes                  | 50 615    | 82 595    | 103 772   | 134 903   | 158 708   |
| 地区航线       | Regional Routes                       | 9 064     | 22 199    | 26 562    | 33 094    | 40 491    |
| 国内航线       | Domestic Routes                       | 67 423    | 145 156   | 190 329   | 260 459   | 312 621   |
| 通用飞行时间(小时) | General Air Time (hr)                 | 43 022    | 34 919    | 34 960    | 30 802    | 32 387    |
| # 农林业飞行    | Agriculture and Forest-Related Flight | 14 841    | 22 540    | 22 481    | 18 601    | 15 161    |
| 航空探矿       | Minerals Exploration                  | 5 310     | 2 337     | 1 725     | 759       | 1 758     |
| 航空护林       | Forest Protection Service             | 3 785     | 3 573     | 3 782     | 3 530     | 2 243     |
| 播种造林       | Afforestation                         | 6 547     | 4 605     | 4 379     | 4 235     | 3 663     |

注:通用飞行统计仅包括民航直属企业完成数。

a) General air time refers to enterprises directly under CAAC.

14-35 输油(气)管道长度和运输量 (1993年底)  
 LENGTH AND TRAFFIC OF PETROLEUM AND GAS PIPELINES (END OF 1993)

| 项 目<br>Item  | 条 数<br>Number of<br>Pipelines | 输油(气)<br>里 程<br>(公里)<br>Length of<br>Pipelines<br>(km) | 输油(气)<br>能 力<br>(万吨)<br>Capacity<br>of<br>Pipeline<br>Traffic<br>(10 000<br>tn) | 输油(气)量<br>(万吨, 千<br>立方米)<br>Pipeline<br>Traffic<br>(10 000tn,<br>10 000 000<br>cu. m) | 输油(气)周<br>转量(万吨公<br>里, 千万立<br>方米公里)<br>Turnover<br>Volume of<br>Pipeline<br>Traffic<br>(10 000<br>tn. km,<br>10 000 000<br>cu. m. km) |
|--|-------------------------------|--|---|---|---|
| <b>总 计</b><br><b>Total</b>   | <b>378</b>                    | <b>16 445</b>  | <b>28 139</b>   | <b>14 845</b>   | <b>6 077 224</b>  |
| #输油管<br>Petroleum Pipelines  | 167                           | 8 741  | 27 042  | 13 836  | 5 919 240   |
| 输气管<br>Gas Pipelines   | 211                           | 7 740  | 1 096   | 1 009   | 157 984   |
| <b>输原油管道</b><br><b>Crude Oil Pipelines</b>                         | <b>79</b>                     | <b>8 258</b>   | <b>23 094</b>   | <b>12 878</b>   | <b>5 914 175</b>  |
| 石油部管道局<br>Pipeline Bureau of Ministry of Petroleum                 | 15                            | 4 516  | 11 410  | 7 266   | 5 402 270   |
| 大庆石油管理局<br>Daqing Petroleum Administration Bureau                  | 7                             | 109  | 747   | 788   | 7 569   |
| 新疆石油管理局<br>Xinjiang Petroleum Administration Bureau                | 7                             | 876  | 1 795   | 781   | 127 531   |
| 江汉石油管理局<br>Jianghan Petroleum Administration Bureau                | 3                             | 118  | 280   | 66  | 3 868   |
| 胜利石油管理局<br>Shengli Petroleum Administration Bureau                 | 7                             | 442  | 2 210   | 1 037   | 68 188  |
| 吉林省油田管理局<br>Jilin Provincial Oil Fields Administra-<br>tion Bureau | 6                             | 84   | 348   | 98  | 1 278   |
| 华北石油管理局<br>North China Petroleum Administration<br>Bureau          | 6                             | 732  | 1 460   | 186   | 35 912  |
| 大港石油管理局<br>Dagang Petroleum Administration Bureau                  | 4                             | 81   | 1 170   | 329   | 7 542   |
| 玉门石油管理局<br>Yumen Petroleum Administration Bureau                   | 5                             | 38   | 313   | 92  | 436   |
| 辽河石油勘探局<br>Liaohe Petroleum Prospecting Bureau                     | 7                             | 345  | 1 360   | 1 052   | 112 395   |
| 青海石油管理局<br>Qinghai Petroleum Administration Bureau                 | 4                             | 449  | 232   | 102   | 37 051  |
| 河南石油勘探局<br>Henan Petroleum Prospecting Bureau                      | 3                             | 93   | 400   | 200   | 7 959   |
| 茂名石油公司<br>Maoming Petroleum Industrial Co.                         | 1                             | 105  | 1 000   | 702   | 73 815  |
| 长庆石油勘探局<br>Changqing Petroleum Prospecting Bureau                  | 2                             | 76   | 55  | 18  | 697   |
| 中原石油勘探局<br>Zhongyuan Petroleum Prospecting Bureau                  | 1                             | 4  | 15  | 16  | 58  |
| 塔里木勘探开发<br>指挥部<br>Tarim Prospecting Exploration<br>Headquarters    | 1                             | 191  | 300   | 144   | 27 605  |
| <b>成品油管道</b><br><b>Refined Oil Pipelines</b>                       | <b>88</b>                     | <b>483</b>   | <b>3 950</b>  | <b>959</b>  | <b>5 065</b>  |
| 燕山石化公司<br>Yanshan Petrochemical Co.                                | 7                             | 26   | 469   | 59  | 407   |
| 天津石化公司<br>Tianjin Petrochemical Co.                                | 4                             | 18   | 127   | 39  | 359   |
| 沧州炼油厂<br>Cangzhou Refinery   | 4                             | 13   | 71  | 15  | 64  |
| 抚顺石化公司<br>Fushun Petrochemical Co.                                 | 5                             | 20   | 193   | 15  | 22  |
| 锦州石化公司<br>Jinzhou Petrochemical Co.                                | 5                             | 94   | 283   | 22  | 474   |
| 锦西炼化化工总厂<br>Jinxi Refinery   | 2                             | 4  | 131   | 3   | 11  |
| 鞍山炼油厂<br>Anshan Refinery   | 2                             | 6  | 481   | 68  | 266   |
| 大连石化公司<br>Dalian Petrochemical Co.                                 | 2                             | 11   | 80  | 26  | 136   |
| 大庆石化总厂<br>Daqing General Petrochemical Factory                     | 5                             | 47   | 181   | 53  | 327   |
| 镇海石化总厂<br>Zhenhai General Petrochemical Factory                    | 5                             | 44   | 109   | 28  | 259   |
| 九江炼油厂<br>Jiujiang Refinery   | 4                             | 19   | 269   | 14  | 66  |
| 荆门炼油厂<br>Jinmen Refinery   | 5                             | 12   | 56  | 10  | 19  |
| 武汉石化厂<br>Wuhan Petrochemical Factory                               | 4                             | 16   | 349   | 53  | 211   |
| 安庆石化总厂<br>Anqing General Petrochemical Factory                     | 3                             | 2  | 11  | 20  | 17  |
| 广州石化总厂<br>Guangzhou General Petrochemical Factory                  | 13                            | 50   | 337   | 295   | 1 747   |

续表 1 continued

| 项 目<br>Item   | 条 数<br>Number of<br>Pipelines | 输油(气)<br>里 程<br>(公里)<br>Length of<br>Pipelines<br>(km) | 输油(气)<br>能 力<br>(万吨)<br>Capacity<br>of<br>Pipeline<br>Traffic<br>(10 000<br>tn) | 输油(气)最<br>大流量<br>(万吨·千<br>方立方米)<br>Pipeline<br>Traffic<br>(10 000tn,<br>10 000 000<br>cu. m) | 输油(气)周<br>转量(万吨<br>公里·千万<br>立方米公里)<br>Turnover<br>Volume of<br>Pipeline<br>Traffic<br>(10 000<br>tn. km,<br>10 000 000<br>cu. m. km) |
|---|-------------------------------|--|---|--|--|
| 茂名石油工业公司 Maomin Petroleum Industrial Co.                    | 8                             | 62   | 243   | 118  | 270  |
| 兰州炼油厂 Lanzhou Refinery                                      | 9                             | 36   | 500   | 32   | 142  |
| 齐鲁石油化工公司 Qilu Petrochemical Co.                             | 1                             | 3  | 60  | 90   | 269  |
| <b>天然气管道 Natural Gas Pipelines</b>                          | <b>190</b>                    | <b>7 510</b>   | <b>917</b>  | <b>977</b>   | <b>157 709</b>   |
| 石油部管道局 Pipeline Bureau of Ministry of Petroleum             | 1                             | 362  | 40  | 27   | 9 669  |
| 四川石油管理局 Sichuan Petroleum Administration Bureau             | 120                           | 5 070  |   | 656  | 134 512  |
| 大庆石油管理局 Daqing Petroleum Administration Bureau              | 6                             | 157  | 190   | 90   | 2 425  |
| 胜利石油管理局 Shengli Petroleum Administration Bureau             | 1                             | 143  | 60  | 31   | 4 047  |
| 华北石油管理局 North China Petroleum Administration Bureau         | 6                             | 103  | 16  | 12   | 709  |
| 辽河石油勘探局 Liaohe Petroleum Prospecting Bureau                 | 20                            | 799  | 277   | 76   | 1 901  |
| 大港石油管理局 Dagang Petroleum Administration Bureau              | 2                             | 132  | 100   | 27   | 1 650  |
| 中原石油勘探局 Zhongyuan Petroleum Prospecting Bureau              | 12                            | 387  | 65  | 13   | 965  |
| 吉林省油田管理局 Jilin Provincial Oil Fields Administration Bureau  | 7                             | 81   | 14  | 8  | 258  |
| 滇黔桂石油勘探局 Yunna-Guizhou-Guangxi Petroleum Prospecting Bureau | 4                             | 1  | 70  | 11   | 6  |
| 江汉石油管理局 Jianghan Petroleum Administration Bureau            | 3                             | 13   | 11  | 6  | 22   |
| 新疆石油管理局 Xinjiang Petroleum Administration Bureau            | 2                             | 119  | 28  | 20   | 1 433  |
| 青海石油管理局 Qinghai Petroleum Administration Bureau             | 3                             | 16   | 5   | 2  | 50   |
| 长庆石油勘探局 Changqing Petroleum Prospecting Bureau              | 2                             | 112  | 40  | 1  | 62   |
| 冀东石油勘探开发公司 Jidong Petroleum Prospecting and Exploiting Co.  | 1                             | 15   | 1   |  |  |
| <b>其他气体管道 Other Gas pipelines</b>                           | <b>21</b>                     | <b>195</b>   | <b>179</b>  | <b>32</b>  | <b>275</b>   |
| 燕山石化公司 Yanshan Petrochemical Co.                            | 1                             | 3  | 21  | 11   | 32   |
| 沧州炼油厂 Cangzhou Refinery                                     | 1                             | 1  | 10  | 1  | 0  |
| 鞍山炼油厂 Anshan Refinery                                       | 1                             | 3  | 5   | 0  | 1  |
| 锦州石化公司 Jinzhou Petrochemical Co.                            | 1                             | 3  | 3   | 1  | 4  |
| 锦西炼油化工总厂 Jinxi Refinery                                     | 1                             | 57   |   | 0  | 7  |
| 金陵石化公司 Jinling Petrochemical Co.                            | 1                             | 16   | 6   | 4  | 67   |
| 镇海石化总厂 Zhenhai General Petrochemical Factory                | 3                             | 18   | 51  | 4  | 25   |
| 武汉石化厂 Wuhan Petroleumical Factory                           | 2                             | 23   | 16  | 3  | 40   |
| 兰州炼油厂 Lanzhou Refinery                                      | 1                             | 2  | 1   | 0  | 1  |
| 荆门炼油厂 Jingmen Refinery                                      | 1                             | 3  | 1   | 1  | 3  |
| 石家庄炼油厂 Shijiazhuang Refinery                                | 2                             | 37   | 34  | 3  | 64   |
| 广州石化总厂 Guangzhou General Petrochemical Factory              | 1                             | 1  | 1   | 0  | 0  |
| 茂名石化公司 Maomin Petrochemical Co.                             | 4                             | 9  | 30  | 2  | 6  |
| 齐鲁石化公司 Qilu Petrochemical Co.                               | 1                             | 22   | 1   | 1  | 25   |

注:本表是中国石油天然气总公司和中国石油化工总公司数据。

a)Figuers in this table provided by the China Natural Gas Co. and the China Petroleum Industry Co.

14-36 邮电业务量

| 年份地区  | 邮电业务总量<br>(亿元)<br>Revenue from<br>Posts and<br>Telecommu-<br>nications<br>Service<br>(10 000yuan) | 函件<br>(亿件)<br>Letters<br>(10 000) | 包件<br>(万件)<br>Parcels<br>(10 000) | 邮政快件<br>(万件)<br>Express<br>Mail<br>(10 000) | 特快专递<br>(件)<br>Special<br>Express<br>(10 000) | 报刊期数<br>(万份)<br>Newspapers<br>and<br>Magazines<br>Circula-<br>tion<br>(10 000) | 电报<br>(万份)<br>Telegrams<br>(10 000) | 传真<br>(份)<br>Faxes<br>(copy) |
|---|---|-----------------------------------|-----------------------------------|---|---|--|-------------------------------------|------------------------------|
| 1952  | 1.64  | 8.09                              | 1 395.8                           |   |   | 1 363  | 1 204                               |                              |
| 1957  | 2.94  | 16.41                             | 2 517.5                           |   |   | 3 264  | 1 533                               |                              |
| 1962  | 6.38  | 22.75                             | 3 938.4                           |   |   | 2 492  | 6 891                               |                              |
| 1965  | 6.28  | 21.76                             | 2 996.0                           |   |   | 5 621  | 5 277                               |                              |
| 1970  | 6.87  | 23.70                             | 5 822.3                           |   |   | 3 307  | 6 541                               |                              |
| 1975  | 9.58  | 27.34                             | 6 880.0                           |   |   | 7 823  | 11 234                              |                              |
| 1978  | 11.65   | 28.35                             | 7 400.5                           |   |   | 11 250   | 12 748                              | 109 000                      |
| 1980  | 13.34   | 33.13                             | 7 153.2                           |   |   | 16 431   | 14 663                              | 53 765                       |
| 1983  | 22.26   | 35.21                             | 6 958.4                           |   |   | 22 933   | 18 075                              | 97 389                       |
| 1984  | 25.03   | 39.48                             | 7 175.3                           |   |   | 28 141   | 17 414                              | 119 759                      |
| 1985  | 29.60   | 46.78                             | 7 612.7                           |   |   | 30 172   | 21 898                              | 139 242                      |
| 1986  | 32.86   | 49.59                             | 8 448.3                           |   |   | 28 731   | 21 109                              | 145 119                      |
| 1987  | 38.84   | 54.79                             | 9 806.8                           |   |   | 31 005   | 25 027                              | 152 101                      |
| 1988  | 54.00   | 59.77                             | 10 546.2                          | 5 757.2                                     | 1 529 704                                     | 27 443   | 31 224                              | 176 177                      |
| 1989  | 64.81   | 57.28                             | 9 939.9                           | 20 672.8                                    | 2 473 000                                     | 17 704   | 29 730                              | 241 457                      |
| 1990  | 81.65   | 54.87                             | 9 690.1                           | 29 122.1                                    | 3 432 759                                     | 20 078   | 26 818                              | 555 481                      |
| 1991  | 204.38  | 52.11                             | 9 590.9                           | 31 116.9                                    | 5 666 865                                     | 23 277   | 27 068                              | 968 834                      |
| 1992  | 290.94  | 57.18                             | 10 948.0                          | 36 573.1                                    | 9 592 320                                     | 25 104   | 28 189                              | 1 712 182                    |
| 1993  | 462.71  | 68.70                             | 13 964.6                          | 41 694.4                                    | 21 562 255                                    | 25 511   | 25 166                              | 2 706 055                    |
| 北京 Beijing  | 31.13   | 5.30                              | 793.8                             | 995.4                                       | 1 208 146                                     | 810.9  | 514.6                               | 72 591                       |
| 天津 Tianjin  | 9.71  | 0.85                              | 144.2                             | 513.2                                       | 422 070                                       | 437.3  | 193.7                               | 69 362                       |
| 河北 Hebei  | 16.40   | 2.94                              | 1 261.7                           | 1 444.0                                     | 372 268                                       | 1 438.2  | 1 146.6                             | 41 107                       |
| 山西 Shanxi   | 6.07  | 1.20                              | 224.2                             | 740.5                                       | 251 261                                       | 1 695.1  | 617.5                               | 47 626                       |
| 内蒙古 Inner Mongolia                                  | 4.68  | 0.95                              | 133.9                             | 456.2                                       | 284 787                                       | 560.1  | 642.5                               | 39 358                       |
| 辽宁 Liaoning   | 24.21   | 2.38                              | 500.0                             | 1 477.1                                     | 918 915                                       | 1 162.7  | 814.5                               | 31 613                       |
| 吉林 Jilin  | 10.68   | 1.41                              | 347.0                             | 891.2                                       | 554 229                                       | 344.5  | 511.5                               | 375 244                      |
| 黑龙江 Heilongjiang                                    | 12.47   | 1.67                              | 423.0                             | 1 473.2                                     | 640 352                                       | 760.9  | 978.5                               | 40 546                       |
| 上海 Shanghai   | 28.64   | 3.91                              | 864.4                             | 883.1                                       | 1 279 821                                     | 1 336.0  | 464.3                               | 22 172                       |
| 江苏 Jiangsu  | 34.51   | 4.03                              | 1 374.7                           | 3 042.5                                     | 4 205 897                                     | 2 115.2  | 1 502.3                             | 165 607                      |
| 浙江 Zhejiang   | 27.51   | 3.92                              | 721.6                             | 1 956.4                                     | 835 389                                       | 961.0  | 1 275.9                             | 187 951                      |
| 安徽 Anhui  | 10.31   | 2.18                              | 589.9                             | 1 507.2                                     | 360 586                                       | 1 090.3  | 889.9                               | 121 810                      |
| 福建 Fujian   | 24.22   | 2.56                              | 293.9                             | 1 328.7                                     | 1 038 524                                     | 636.8  | 711.6                               | 39 779                       |
| 江西 Jiangxi  | 7.14  | 2.27                              | 411.0                             | 1 102.1                                     | 208 094                                       | 537.7  | 729.4                               | 120 732                      |
| 山东 Shandong   | 27.49   | 3.30                              | 476.3                             | 2 154.0                                     | 1 210 154                                     | 1 247.1  | 1 412.6                             | 116 326                      |
| 河南 Henan  | 12.22   | 2.03                              | 667.1                             | 2 755.5                                     | 502 051                                       | 1 133.0  | 1 410.1                             | 109 434                      |
| 湖北 Hubei  | 13.06   | 3.18                              | 509.8                             | 1 588.2                                     | 676 268                                       | 1 152.3  | 1 039.3                             | 75 463                       |
| 湖南 Hunan  | 12.81   | 2.79                              | 911.2                             | 2 349.1                                     | 1 045 201                                     | 1 653.6  | 1 143.8                             | 87 070                       |
| 广东 Guangdong  | 94.25   | 8.09                              | 878.4                             | 4 490.5                                     | 3 406 346                                     | 1 263.7  | 2 203.9                             | 109 737                      |
| 广西 Guangxi  | 7.83  | 1.96                              | 313.5                             | 1 268.5                                     | 265 912                                       | 853.2  | 930.0                               | 291 756                      |
| 海南 Hainan   | 5.40  | 0.55                              | 58.1                              | 554.9                                       | 255 286                                       | 127.9  | 260.4                               | 53 471                       |
| 四川 Sichuan  | 16.07   | 5.03                              | 798.4                             | 3 299.5                                     | 687 585                                       | 1 372.9  | 1 942.9                             | 31 250                       |
| 贵州 Guizhou  | 2.77  | 0.72                              | 123.0                             | 1 153.4                                     | 175 219                                       | 352.6  | 478.9                               | 124 169                      |
| 云南 Yunnan   | 5.59  | 1.27                              | 235.8                             | 1 071.6                                     | 105 075                                       | 532.7  | 754.9                               | 54 691                       |
| 西藏 Tibet  | 0.33  | 0.12                              | 11.6                              | 84.0  | 6 521   | 25.3   | 116.1                               | 95 319                       |
| 陕西 Shaanxi  | 7.10  | 1.68                              | 408.6                             | 978.0                                       | 245 919                                       | 800.1  | 796.7                               |                              |
| 甘肃 Gansu  | 3.68  | 0.93                              | 201.1                             | 712.5                                       | 80 973  | 480.6  | 529.4                               | 58 652                       |
| 青海 Qinghai  | 0.95  | 0.29                              | 43.8                              | 170.8                                       | 27 330  | 74.6   | 176.0                               | 58 167                       |
| 宁夏 Ningxia  | 1.03  | 0.23                              | 23.2                              | 134.5                                       | 25 268  | 89.4   | 114.4                               | 3 839                        |
| 新疆 Xinjiang   | 4.00  | 0.98                              | 221.4                             | 1 028.6                                     | 266 808                                       | 465.0  | 863.6                               | 7 571                        |
| 邮电部直属<br>Ministry of Post and<br>Telecommunications | 0.45  |                                   |                                   |   |   |  |                                     | 53 642                       |

POSTS AND TELECOMMUNICATIONS SERVICES

| 长途电途<br>(万张)<br>Long<br>Distance<br>Telephone<br>Calls<br>(10 000<br>Pieces) | 年末有长途<br>直接用户<br>(户)<br>Long Distance<br>Direct-Dial<br>Telephone<br>Calls<br>(year-end)<br>(subscribers) | #直接国际<br>及港澳的<br>Direct-Dial<br>calls Abroad<br>, Hong Kong<br>and Macao | 年末市<br>内电话<br>(户)<br>Urban<br>Telephones<br>(year-end)<br>(sub-<br>scribers) | #私人户,<br>个体工商户<br>Private,<br>Individual,<br>Industrial<br>and<br>Commercial<br>Businessmen | #住宅<br>电话<br>Residential | 年末无线寻<br>呼电话用户<br>(户)<br>Wireless<br>Telephones<br>(year-end)<br>(sub-<br>scribers) | 年末移动<br>电话用户<br>(户)<br>Mobile<br>Telephones<br>(year-end)<br>(sub-<br>scribers) | 年末农<br>村电话<br>(户)<br>Rural<br>Telephones<br>(year-end)<br>(sub-<br>scribers) |
|--|---|--|--|---|--------------------------|---|---|--|
| 1 628  |   |  | 295 299  |   |                          |   |   | 58 441   |
| 2 090  |   |  | 464 539  |   |                          |   |   | 199 978  |
| 7 123  |   |  | 699 540  |   |                          |   |   | 852 551  |
| 8 869  |   |  | 771 104  |   |                          |   |   | 492 222  |
| 8 570  |   |  | 784 130  |   |                          |   |   | 527 365  |
| 15 151   |   |  | 1 032 827  |   |                          |   |   | 659 220  |
| 18 574   |   |  | 1 191 500  |   |                          |   |   | 733 940  |
| 21 404   |   |  | 1 341 715  |   |                          |   |   | 799 036  |
| 26 556   |   |  | 1 688 578  |   |                          |   |   | 818 981  |
| 31 501   |   |  | 1 910 723  | 15 253  |                          |   |   | 863 594  |
| 38 254   |   |  | 2 189 554  | 40 780  |                          |   |   | 930 744  |
| 42 303   |   |  | 2 505 124  | 73 605  |                          |   |   | 998 707  |
| 51 525   |   |  | 2 930 412  | 171 676   |                          | 30 897  |   | 976 760  |
| 64 617   | 246 876   |  | 3 623 033  | 378 269   |                          | 97 217  |   | 1 103 949  |
| 78 462   | 623 691   | 267 143  | 4 396 195  | 655 452   | 895 593                  | 237 314   |   | 1 284 230  |
| 116 292  | 1 293 921   | 583 769  | 5 384 494  | 1 139 676   | 1 527 202                | 436 629   | 18 319  | 1 465 809  |
| 172 921  | 2 624 353   | 1 018 739  | 6 708 301  | 1 786 758   | 2 390 038                | 873 812   | 47 544  | 1 742 329  |
| 287 380  | 5 184 050   | 2 120 643  | 9 205 709  | 3 288 182   | 4 154 115                | 2 220 238   | 176 943   | 2 263 403  |
| 506 853  | 11 112 710  | 4 721 837  | 14 073 718   | 6 743 934   | 8 003 821                | 5 613 951   | 638 268   | 3 257 855  |
| 18 807   | 356 511   | 136 224  | 662 449  | 230 298   | 300 863                  | 199 172   | 31 261  | 2 227  |
| 7 466  | 243 606   | 38 697   | 339 247  | 173 904   | 193 036                  | 79 683  | 13 055  | 5 356  |
| 21 366   | 458 136   | 330 909  | 579 960  | 234 601   | 297 125                  | 129 700   | 11 741  | 79 909   |
| 6 392  | 153 740   | 7 484  | 257 102  | 63 846  | 112 053                  | 65 623  | 6 143   | 22 351   |
| 4 891  | 116 393   | 17 654   | 250 772  | 73 656  | 118 788                  | 24 594  | 2 298   | 29 740   |
| 27 688   | 721 706   | 223 005  | 853 281  | 326 585   | 471 444                  | 447 071   | 17 546  | 135 492  |
| 11 710   | 396 285   | 107 564  | 498 711  | 295 710   | 334 748                  | 135 818   | 13 163  | 84 474   |
| 14 543   | 339 713   | 55 797   | 613 896  | 352 275   | 405 322                  | 169 098   | 19 795  | 67 113   |
| 22 574   | 484 399   | 220 031  | 935 270  | 567 147   | 596 411                  | 321 850   | 43 074  | 147 121  |
| 45 484   | 1 058 929   | 212 762  | 1 031 131  | 545 690   | 663 470                  | 298 122   | 23 842  | 288 480  |
| 32 762   | 729 431   | 44 114   | 782 464  | 406 992   | 458 577                  | 382 677   | 32 116  | 346 685  |
| 11 721   | 341 119   | 28 964   | 408 815  | 207 006   | 252 375                  | 105 311   | 7 480   | 64 161   |
| 23 233   | 605 146   | 478 514  | 618 634  | 428 688   | 404 107                  | 418 148   | 28 207  | 131 360  |
| 7 692  | 172 721   | 84 531   | 238 562  | 93 439  | 123 797                  | 78 956  | 4 406   | 39 114   |
| 32 273   | 528 879   | 52 737   | 696 418  | 234 992   | 337 251                  | 226 102   | 26 316  | 128 445  |
| 12 693   | 336 280   | 68 150   | 478 964  | 191 840   | 257 513                  | 145 459   | 22 364  | 78 058   |
| 13 876   | 377 902   | 285 667  | 451 529  | 156 669   | 220 676                  | 160 797   | 10 371  | 97 742   |
| 12 199   | 445 748   | 348 676  | 507 314  | 279 280   | 319 001                  | 207 156   | 9 717   | 98 147   |
| 124 975  | 2 171 503   | 1 793 080  | 1 979 137  | 1 316 773   | 1 410 963                | 1 321 678   | 244 455   | 1 129 419  |
| 7 961  | 152 964   | 60 061   | 240 700  | 59 708  | 100 169                  | 159 879   | 14 674  | 50 405   |
| 7 653  | 98 507  | 43 635   | 127 838  | 54 720  | 62 752                   | 136 348   | 10 385  | 8 010  |
| 15 724   | 342 098   | 34 941   | 557 994  | 190 575   | 224 891                  | 165 893   | 15 806  | 87 455   |
| 2 213  | 36 418  | 1 522  | 100 856  | 13 430  | 28 234                   | 25 016  | 2 196   | 17 182   |
| 5 073  | 121 932   | 14 373   | 206 708  | 45 518  | 68 986                   | 60 294  | 5 806   | 47 335   |
| 150  | 1 553   | 637  | 15 026   | 380   | 2 687                    | 753   | 374   | 304  |
| 7 198  | 142 443   | 17 622   | 224 949  | 71 151  | 83 100                   | 61 515  | 12 300  | 31 673   |
| 3 555  | 70 985  | 2 765  | 159 293  | 56 865  | 62 379                   | 22 227  | 3 368   | 17 726   |
| 839  | 9 103   | 212  | 41 313   | 13 139  | 13 849                   | 3 671   |   | 1 783  |
| 1 283  | 34 093  | 474  | 53 593   | 14 272  | 19 248                   | 13 905  | 1 405   | 3 052  |
| 2 861  | 64 467  | 11 035   | 161 792  | 44 785  | 60 006                   | 47 435  | 4 604   | 17 536   |

## 14-37 邮电局所数及邮电线路

## POSTS AND TELECOMMUNICATIONS SERVICE FACILITIES

(年底数)

(year-end)

| 年 份<br>Year   | 地 区<br>Region  | 邮电局所                   |                                 | 邮路及农村投递路线总长度 (公里)   |                             |                             | 长话电路   | 电报电路                                |
|---|----------------|------------------------|---------------------------------|---|-----------------------------|-----------------------------|--|-------------------------------------|
|   |                | (处)<br>Post<br>Offices | #设在农村的<br>Rural Post<br>Offices | Length of<br>Postal Routes<br>and Rural<br>Delivery<br>Routes<br>(km) | # 汽车邮路<br>Highway<br>Routes | # 铁路邮路<br>Railway<br>Routes | (路)<br>Long-<br>Distance<br>Telephone<br>Lines(line) | (路)<br>Telegraph<br>Lines<br>(line) |
| 1952  |                | 45 900                 |                                 | 1 289 700   | 73 800                      | 22 700                      | 3 777  | 4 460                               |
| 1957  |                | 45 400                 | 38 300                          | 2 222 600   | 268 000                     | 62 400                      | 4 684  | 4 964                               |
| 1962  |                | 44 500                 | 39 100                          | 2 665 400   | 321 000                     | 75 600                      | 9 380  | 5 922                               |
| 1965  |                | 43 800                 | 38 500                          | 3 492 800   | 397 700                     | 80 200                      | 9 913  | 6 955                               |
| 1970  |                | 45 000                 | 39 100                          | 3 977 100   | 481 800                     | 100 300                     | 11 696   | 6 498                               |
| 1975  |                | 48 700                 | 42 100                          | 4 796 300   | 557 800                     | 129 100                     | 15 981   | 7 809                               |
| 1978  |                | 49 600                 | 43 100                          | 4 863 300   | 572 200                     | 150 200                     | 18 801   | 8 430                               |
| 1980  |                | 49 500                 | 42 800                          | 4 737 100   | 582 100                     | 150 900                     | 22 011   | 8 803                               |
| 1983  |                | 50 200                 | 43 700                          | 4 720 900   | 624 600                     | 163 800                     | 28 637   | 9 467                               |
| 1984  |                | 51 500                 | 43 800                          | 4 830 600   | 634 900                     | 170 300                     | 32 354   | 9 685                               |
| 1985  |                | 53 100                 | 45 000                          | 4 982 100   | 658 100                     | 181 900                     | 37 551   | 9 916                               |
| 1986  |                | 52 800                 | 44 500                          | 5 042 000   | 697 600                     | 201 600                     | 44 085   | 10 150                              |
| 1987  |                | 52 900                 | 44 300                          | 5 033 000   | 689 400                     | 199 700                     | 53 416   | 10 564                              |
| 1988  |                | 52 900                 | 43 800                          | 5 000 800   | 681 400                     | 199 100                     | 68 460   | 11 764                              |
| 1989  |                | 53 100                 | 44 000                          | 4 915 400   | 675 400                     | 196 200                     | 87 137   | 11 391                              |
| 1990  |                | 53 600                 | 44 300                          | 4 983 100   | 676 700                     | 191 300                     | 112 437  | 11 687                              |
| 1991  |                | 54 000                 | 44 300                          | 4 974 800   | 695 200                     | 186 000                     | 151 779  | 11 933                              |
| 1992  |                | 54 900                 | 44 400                          | 5 021 500   | 712 400                     | 189 400                     | 234 276  | 12 338                              |
| 1993  |                | 57 005                 | 45 015                          | 5 138 275   | 727 380                     | 189 704                     | 420 323  | 13 256                              |
| 北 京   | Beijing        | 507                    | 211                             | 72 293  | 13 672                      | 22 893                      | 28 455   | 377                                 |
| 天 津   | Tianjin        | 277                    | 116                             | 46 598  | 4 574                       | 5 550                       | 10 224   | 122                                 |
| 河 北   | Hebei          | 2 398                  | 1 981                           | 180 231   | 22 508                      | 3 283                       | 21 658   | 567                                 |
| 山 西   | Shanxi         | 1 793                  | 1 442                           | 152 160   | 13 306                      | 5 525                       | 7 571  | 474                                 |
| 内 蒙 古   | Inner Mongolia | 1 651                  | 1 418                           | 171 640   | 36 401                      | 6 772                       | 6 593  | 447                                 |
| 辽 宁   | Liaoning       | 1 714                  | 1 279                           | 229 247   | 21 867                      | 8 470                       | 31 803   | 422                                 |
| 吉 林   | Jilin          | 1 085                  | 878                             | 132 248   | 13 853                      | 8 932                       | 10 793   | 360                                 |
| 黑 龙 江   | Heilongjiang   | 1 776                  | 1 270                           | 218 576   | 23 862                      | 19 235                      | 15 916   | 426                                 |
| 上 海   | Shanghai       | 572                    | 250                             | 200 079   | 13 172                      | 15 306                      | 28 734   | 260                                 |
| 江 苏   | Jiangsu        | 2 981                  | 2 465                           | 295 088   | 34 190                      | 4 413                       | 47 933   | 1 059                               |
| 浙 江   | Zhejiang       | 3 298                  | 2 959                           | 179 221   | 21 335                      | 4 361                       | 37 143   | 944                                 |
| 安 徽   | Anhui          | 2 629                  | 2 179                           | 185 332   | 20 626                      | 2 971                       | 13 945   | 480                                 |
| 福 建   | Fujian         | 2 424                  | 1 622                           | 183 239   | 23 380                      | 2 839                       | 22 635   | 396                                 |
| 江 西   | Jiangxi        | 1 880                  | 1 609                           | 166 796   | 28 307                      | 5 853                       | 9 230  | 366                                 |
| 山 东   | Shandong       | 3 259                  | 2 492                           | 298 175   | 27 516                      | 8 254                       | 32 615   | 714                                 |
| 河 南   | Henan          | 3 682                  | 2 398                           | 238 666   | 21 137                      | 3 476                       | 14 341   | 546                                 |
| 湖 北   | Hubei          | 2 338                  | 1 881                           | 253 549   | 27 556                      | 6 632                       | 20 637   | 392                                 |
| 湖 南   | Hunan          | 2 613                  | 2 222                           | 293 111   | 37 113                      | 3 511                       | 18 328   | 950                                 |
| 广 东   | Guangdong      | 2 927                  | 2 335                           | 256 875   | 47 076                      | 5 634                       | 76 032   | 995                                 |
| 广 西   | Guangxi        | 1 456                  | 1 223                           | 166 100   | 37 578                      | 4 359                       | 9 991  | 360                                 |
| 海 南   | Hainan         | 440                    | 364                             | 109 552   | 9 209                       |                             | 4 909  | 109                                 |
| 四 川   | Sichuan        | 6 943                  | 5 978                           | 435 949   | 49 069                      | 6 357                       | 16 116   | 971                                 |
| 贵 州   | Guizhou        | 1 526                  | 1 137                           | 116 131   | 19 023                      | 6 872                       | 2 910  | 242                                 |
| 云 南   | Yunnan         | 1 734                  | 1 521                           | 228 384   | 32 348                      | 5 106                       | 6 312  | 597                                 |
| 西 藏   | Tibet          | 125                    | 25                              | 70 361  | 14 491                      |                             | 301  | 101                                 |
| 陕 西   | Shaanxi        | 1 825                  | 1 518                           | 198 831   | 15 794                      | 8 267                       | 9 194  | 420                                 |
| 甘 肃   | Gansu          | 1 164                  | 960                             | 164 406   | 18 407                      | 6 154                       | 4 486  | 357                                 |
| 青 海   | Qinghai        | 307                    | 125                             | 28 168  | 9 202                       | 1 047                       | 952  | 162                                 |
| 宁 夏   | Ningxia        | 272                    | 195                             | 15 913  | 3 658                       | 143                         | 1 755  | 90                                  |
| 新 疆   | Xinjiang       | 1 409                  | 962                             | 123 174   | 30 605                      | 7 489                       | 3 200  | 339                                 |
| 邮电部直属<br>Ministry of Post and<br>Telecommunications |                |                        |                                 | 36 545  | 36 545                      |                             |  |                                     |

14-38 邮电通信工具拥有量  
TELECOMMUNICATIONS FACILITIES

(年底数)

(YEAR-END)

| 年份   | 地区             | 载波电报机<br>(部)<br>Carrier<br>Telegraphs | 电传打字机<br>(部)<br>Teletypes | 传真机<br>(部)<br>Faxes | 市话交换机容量<br>(门)<br>City<br>Switchboards<br>Capacity | 农话交换机容量<br>(门)<br>Rural<br>Switchboards<br>Capacity | 电话机<br>(部)<br>Telephones | #农村电话<br>Rural<br>Telephones |
|------|----------------|---------------------------------------|---------------------------|---------------------|--|---|--------------------------|------------------------------|
| Year | Region         |                                       |                           |                     |  |   |                          |                              |
| 1952 |                | 114                                   | 273                       | 7                   | 394 694  | 76 383  | 389 849                  | 42 526                       |
| 1957 |                | 202                                   | 1 172                     | 24                  | 646 621  | 326 141   | 821 925                  | 185 234                      |
| 1962 |                | 465                                   | 2 877                     | 142                 | 979 527  | 1 451 148   | 1 959 487                | 847 332                      |
| 1965 |                | 516                                   | 3 585                     | 88                  | 1 105 845  | 1 501 123   | 2 078 794                | 806 573                      |
| 1970 |                | 828                                   | 5 019                     | 83                  | 1 159 135  | 1 594 953   | 2 293 028                | 878 348                      |
| 1975 |                | 2 195                                 | 8 563                     | 127                 | 1 461 711  | 2 013 333   | 3 060 432                | 1 149 289                    |
| 1978 |                | 3 051                                 | 11 846                    | 1 484               | 1 749 401  | 2 309 418   | 3 688 207                | 1 324 194                    |
| 1980 |                | 3 732                                 | 15 021                    | 1 539               | 2 002 931  | 2 429 072   | 4 186 364                | 1 345 703                    |
| 1983 |                | 4 884                                 | 20 822                    | 1 560               | 2 622 068  | 2 538 552   | 5 071 521                | 1 337 485                    |
| 1984 |                | 5 249                                 | 22 793                    | 1 502               | 2 919 615  | 2 616 060   | 5 538 901                | 1 386 448                    |
| 1985 |                | 5 757                                 | 26 074                    | 1 266               | 3 365 370  | 2 769 064   | 6 259 829                | 1 498 722                    |
| 1986 |                | 6 425                                 | 28 523                    | 1 341               | 3 804 917  | 2 918 638   | 7 059 126                | 1 617 703                    |
| 1987 |                | 7 118                                 | 29 937                    | 1 413               | 4 645 022  | 3 094 287   | 8 057 245                | 1 774 434                    |
| 1988 |                | 5 235                                 | 31 501                    | 1 876               | 5 558 395  | 3 313 825   | 9 417 924                | 1 966 955                    |
| 1989 |                | 5 306                                 | 33 379                    | 2 600               | 6 679 505  | 3 667 380   | 10 893 275               | 2 209 451                    |
| 1990 |                | 5 178                                 | 30 856                    | 3 826               | 8 260 484  | 4 057 715   | 12 735 416               | 2 474 404                    |
| 1991 |                | 5 090                                 | 29 287                    | 6 183               | 10 331 442   | 4 590 330   | 14 989 787               | 2 833 005                    |
| 1992 |                | 5 123                                 | 28 023                    | 9 410               | 13 554 970   | 5 595 581   | 18 888 188               | 3 438 810                    |
| 1993 |                | 4 972                                 | 23 393                    | 12 276              | 22 102 540   | 8 305 271   | 26 129 383               | 4 654 296                    |
| 北京   | Beijing        | 352                                   | 671                       | 152                 | 1 057 272  | 33 030  | 1 468 141                | 20 581                       |
| 天津   | Tianjin        | 45                                    | 253                       | 43                  | 520 792  | 44 927  | 637 799                  | 29 278                       |
| 河北   | Hebei          | 107                                   | 916                       | 332                 | 1 038 028  | 281 419   | 1 063 465                | 149 088                      |
| 山西   | Shanxi         | 103                                   | 502                       | 76                  | 584 152  | 119 306   | 522 676                  | 46 614                       |
| 内蒙古  | Inner Mongolia | 159                                   | 567                       | 159                 | 369 544  | 100 782   | 453 959                  | 55 617                       |
| 辽宁   | Liaoning       | 257                                   | 1 149                     | 710                 | 1 330 930  | 295 093   | 1 436 955                | 168 891                      |
| 吉林   | Jilin          | 167                                   | 444                       | 318                 | 738 286  | 158 107   | 825 665                  | 125 910                      |
| 黑龙江  | Heilongjiang   | 212                                   | 303                       | 56                  | 930 159  | 131 184   | 996 966                  | 102 422                      |
| 上海   | Shanghai       | 158                                   | 905                       | 448                 | 1 325 754  | 310 580   | 1 543 465                | 175 012                      |
| 江苏   | Jiangsu        | 276                                   | 1 933                     | 902                 | 1 677 260  | 902 398   | 2 195 473                | 569 004                      |
| 浙江   | Zhejiang       | 374                                   | 1 422                     | 744                 | 1 145 827  | 853 095   | 1 534 769                | 502 388                      |
| 安徽   | Anhui          | 108                                   | 542                       | 414                 | 667 484  | 207 145   | 655 979                  | 90 334                       |
| 福建   | Fujian         | 152                                   | 1 014                     | 466                 | 1 058 276  | 417 077   | 941 940                  | 160 102                      |
| 江西   | Jiangxi        | 166                                   | 563                       | 256                 | 407 387  | 189 405   | 432 445                  | 73 057                       |
| 山东   | Shandong       | 197                                   | 1 339                     | 1 092               | 1 030 796  | 728 042   | 1 420 702                | 299 812                      |
| 河南   | Henan          | 111                                   | 943                       | 315                 | 813 198  | 229 749   | 870 163                  | 89 570                       |
| 湖北   | Hubei          | 143                                   | 825                       | 673                 | 637 378  | 235 496   | 856 881                  | 132 357                      |
| 湖南   | Hunan          | 80                                    | 597                       | 275                 | 816 085  | 280 584   | 810 157                  | 150 499                      |
| 广东   | Guangdong      | 489                                   | 2 505                     | 1 840               | 2 915 585  | 2 083 850   | 3 869 235                | 1 295 810                    |
| 广西   | Guangxi        | 122                                   | 647                       | 399                 | 422 730  | 122 782   | 418 632                  | 62 383                       |
| 海南   | Hainan         | 60                                    | 196                       | 97                  | 210 970  | 28 016  | 192 020                  | 16 377                       |
| 四川   | Sichuan        | 505                                   | 1 322                     | 1 211               | 829 362  | 215 732   | 1 052 472                | 126 767                      |
| 贵州   | Guizhou        | 66                                    | 538                       | 229                 | 142 640  | 44 970  | 202 980                  | 24 847                       |
| 云南   | Yunnan         | 88                                    | 662                       | 320                 | 343 408  | 90 950  | 346 183                  | 63 265                       |
| 西藏   | Tibet          | 9                                     | 95                        | 23                  | 32 410   | 930   | 22 168                   | 316                          |
| 陕西   | Shaanxi        | 261                                   | 907                       | 249                 | 416 855  | 89 121  | 533 891                  | 52 569                       |
| 甘肃   | Gansu          | 74                                    | 653                       | 219                 | 238 160  | 46 683  | 322 934                  | 25 207                       |
| 青海   | Qinghai        | 46                                    | 188                       | 46                  | 53 712   | 4 003   | 83 690                   | 3 372                        |
| 宁夏   | Ningxia        | 22                                    | 159                       | 7                   | 74 722   | 8 696   | 97 770                   | 6 607                        |
| 新疆   | Xinjiang       | 63                                    | 633                       | 205                 | 273 378  | 52 119  | 319 808                  | 36 240                       |

注:电话交换机容量中不包括用户交换机容量。

a) Switchboard capacity in this table excludes switchboard capacity owned by users.



## 14-39 邮电通信企业主要财务指标

## FINANCIAL INDICATORS OF POSTS AND TELECOMMUNICATIONS ENTERPRISES

单位: 万元

(10 000 yuan)

| 指 标           | Item                                | 1985      | 1990        | 1992        | 1993        |
|---------------|-------------------------------------|-----------|-------------|-------------|-------------|
| <b>全部邮电企业</b> | <b>Total</b>                        |           |             |             |             |
| 业务收入          | Business Revenue                    | 382 128.6 | 1 382 067.6 | 2 818 996.3 | 4 411 335.2 |
| 业务支出          | Business Expenditures               | 285 436.9 | 910 874.9   | 1 899 961.6 | 3 159 533.4 |
| 营业外损益净额       | Net Non-Business Revenue            | 8 037.9   | -38 533.6   | -68 572.2   | -61 239.7   |
| 营业税金及附加费      | Business Taxes and Surcharges       | 12 101.8  | 44 659.1    | 90 230.8    | 143 197.1   |
| 收支差额          | Balance of Revenue and Expenditures | 92 627.8  | 387 989.9   | 803 028.4   | 866 649.2   |
| <b>中央邮电企业</b> | <b>Central Enterprises</b>          |           |             |             |             |
| 业务收入          | Business Revenue                    | 334 730.3 | 1 226 676.0 | 2 520 406.0 | 3 922 799.0 |
| 业务支出          | Business Expenditures               | 245 446.4 | 793 561.5   | 1 675 881.0 | 2 791 946.0 |
| 营业外损益净额       | Net Non-Business Revenue            | 9 505.6   | -32 595.7   | -65 081.0   | -52 950.0   |
| 营业税金及附加费      | Business Taxes and Surcharges       | 10 645.9  | 39 838.6    | 80 995.0    | 127 891.0   |
| 收支差额          | Balance of Revenue and Expenditures | 88 143.6  | 360 681.1   | 741 390.0   | 801 548.0   |
| <b>地方电话企业</b> | <b>Local Enterprises</b>            |           |             |             |             |
| 业务收入          | Business Revenue                    | 47 398.3  | 155 391.6   | 298 590.3   | 488 536.2   |
| 业务支出          | Business Expenditures               | 39 990.5  | 117 313.4   | 224 080.6   | 367 587.4   |
| 营业外损益净额       | Net Non-Business Revenue            | -1 467.7  | -5 937.9    | -3 491.2    | -8 339.7    |
| 税 金           | Taxes                               | 1 455.9   | 4 820.5     | 9 235.8     | 15 306.1    |
| 收支差额          | Balance of Revenue and Expenditures | 4 484.2   | 27 308.8    | 61 638.4    | 65 101.2    |

## 14-40 邮电通信质量

## QUALITY OF POSTS AND TELECOMMUNICATIONS SERVICES

| 指 标         | Item  | 1985   | 1990   | 1991   | 1992   | 1993   |
|-------------|---|--------|--------|--------|--------|--------|
| 总包邮件损失率     | (%) Loss Rate of Postal Bags                                  | 0.0012 | 0.0005 | 0.0005 | 0.0003 | 0.0002 |
| 给据邮件损失率     | (%) Loss Rate of Registered Mail                              | 0.0015 | 0.0008 | 0.0005 | 0.0003 | 0.0004 |
| 电报投递逾限率     | (%) Rate of Delayed Delivery of Telegrams                     | 0.527  | 0.265  | 0.232  | 0.189  | 0.193  |
| 电报服务差错率     | (%) Error Rate of Telegram Services                           | 0.002  | 0.003  | 0.003  | 0.002  | 0.002  |
| 长途电话逾限率     | (%) Rate of Delayed Long-Distance Calls                       | 19.45  | 14.91  | 14.76  | 13.79  | 8.37   |
| 长途电话有效接通率   | (%) Rate of Delayed Long-Distance Calls Effectively Connected | 85.49  | 87.46  | 87.34  | 87.80  | 89.08  |
| 市内电话接通率     | (%) Rate of First Connection of Urban Calls                   | 70.58  | 60.03  | 55.22  | 50.73  | 53.00  |
| 长途电话载波电路合格率 | Rate of Long-Distance Telephone Lines in (%) Good Condition   |        | 89.55  | 93.17  | 94.75  | 96.25  |
| 农村电话有效接通率   | (%) Rate of Rural Telephone Line Effectively Connected        | 97.85  | 98.43  | 97.11  | 99.03  | 96.19  |

14-41 邮电通信水平  
DEVELOPMENT OF POSTS AND TELECOMMUNICATIONS SERVICES

| 指 标<br>Item   | 1980 | 1985 | 1990  | 1992  | 1993   |
|---|------|------|-------|-------|--------|
| <b>全国邮电通信水平</b>   |      |      |       |       |        |
| <b>National level</b>   |      |      |       |       |        |
| 平均每人每年发函件数 (件)<br>Annual Average Number of Letters Mailed per Capita  | 3.4  | 4.5  | 4.8   | 4.9   | 5.82   |
| 平均每百人每年订报刊数 (份)<br>Annual Average Number of Newspaper and Magazine Subscribers per 100 Persons                      | 16.7 | 28.7 | 17.4  | 21.4  | 21.82  |
| 平均每百人拥有电话机部数 (部)<br>Telephones per 100 Persons  | 0.43 | 0.6  | 1.11  | 1.61  | 2.20   |
| 省会城市平均每百人拥有电话机部数 (部)<br>Telephones per 100 Persons in Provincial Capital Cities                                     | 2.1  | 3.2  | 5.9   | 8.9   | 12.8   |
| 首都到省会平均长话电路 (路)<br>Average Number of Long-Distance Telephone Lines From Beijing to Regional Capital Cities          | 27.1 | 43.7 | 156.0 | 362.6 | 598.24 |
| 县以上城市装有自动电话交换机的比重 (%)<br>Percentage of Cities at County Level and above Equipped with Automatic Telephone Exchanges | 38.4 | 40.3 | 70.0  | 85.5  | 91.8   |
| <b>农村邮电通信水平</b>   |      |      |       |       |        |
| <b>Rural Level</b>  |      |      |       |       |        |
| 设有邮电局、所乡(镇)的比重 (%)<br>Percentage of Townships with Post Offices   | 66.4 | 64.8 | 69.0  | 74.0  | 74.9   |
| 通邮路的乡(镇)比重 (%)<br>Percentage of Townships with Postal Routes  | 99.6 | 99.6 | 99.7  | 98.8  | 98.7   |
| 通邮路的行政村比重 (%)<br>Percentage of Villages with Postal Routes  | 96.5 | 96.3 | 96.4  | 95.9  | 96.0   |
| 每天投递一次的乡(镇)比重 (%)<br>Percentage of Townships that Receive Mail Delivery Daily                                       | 80.9 | 78.5 | 76.9  | 78.1  | 78.8   |
| 每天投递一次的行政村比重 (%)<br>Percentage of Villages that Receive Mail Delivery Daily   | 63.1 | 62.2 | 55.5  | 56.3  | 56.7   |
| 当天看到省报的市县比重 (%)<br>Percentage of Counties and Cities that Receive Regional Newspapers on the Day of Publication     | 41.9 | 39.9 | 35.1  | 37.9  | 39.9   |
| 开通自动、半自动长途电路的地(市)比重 (%)<br>Percentage of Prefectures with Automatic Telephone Exchange Lines                        | *    | 80.5 | 96.6  | 98.0  | 99.7   |
| 开通自动、半自动长途电路的县(市)比重 (%)<br>Percentage of Counties with Automatic Telephone Exchange Lines                           | *    | 38.3 | 69.8  | 83.6  | 88.4   |
| 已装电话交换机的乡(镇)比重 (%)<br>Percentage of Townships Equipped with Telephone Switchboards                                  | 74.6 | 69.6 | 72.4  | 78.8  | 78.8   |
| 已通电话的乡(镇)比重 (%)<br>Percentage of Townships with Telephone Services  | 95.5 | 94.8 | 97.6  | 97.0  | 97.1   |
| 已通电话的行政村比重 (%)<br>Percentage of Villages with Telephone Services  | 62.8 | 45.4 | 43.3  | 44.0  | 44.7   |

注：带\*号为1986年数字。

a) Figures with (\*) are for 1986.

## 主要统计指标解释

**铁路营业里程** 又称营业长度,指办理客货运输业务的铁路正线总长度。凡是全线或部分建成双线及以上的线路,以第一线的实际长度计算;复线、站线、段管线、岔线和特别用途线以及不计算运费的联络线都不计算营业里程。铁路营业里程是反映铁路运输业基础设施发展水平的重要指标,也是计算客货周转量、运输密度和机车车辆运用效率等指标的基础资料。

**铁路正线延展里程** 是正线第一线、第二线、第三线和其他正线建筑里程之和,不包括站线、段管线、岔线及特殊用途线的延展里程。它是作为计算铁路上钢轨、枕木及路基砂石需要量的主要依据。

**铁路电气化里程** 指在全部铁路营业里程中已安装了供电线路及设备,可以供电力机车牵引列车运行的区段的总里程。电气化里程占铁路营业里程的比重**铁路自动闭塞里程** 为保证列车安全运行,在一个区间,同一时间内,一般只允许一列列车运行,这种保证列车在这个区间安全间隔运行的技术方法称为“闭塞”,自动闭塞里程是指装有列车自动完成闭塞作用设备的铁路里程。自动闭塞里程占铁路营业里程的比重也是反映铁路现代化的重要标志之一。

**公路里程** 指在一定时期内实际达到《公路工程技术标准 JTJ01-88》规定的等级公路,并经公路主管部门正式验收交付使用的公路里程数。其计算单位为,km。它包括大中城市的郊区公路以及通过小城镇街道部分的公路里程,也包括桥梁、渡口的长度,但不包括大中城市的街道、厂矿、林区生产用道和农业生产用道的里程。两条或多条公路共同经由同一路段,只计算一次,不得重复计算里程长度。公路里程是反映公路建设发展规模的重要指标,也是计算运输网密度等指标的基础资料。

**内河航道里程** 也称“内河通航里程”,是反映内河水运网规模、水平和发展情况的主要指标;是指在一定时期内,能通航运输船舶及排筏的天然河流、湖泊水库、运河及通航渠道的长度。包括全年季节性通航累计三个月以上的航道,但不包括仅供零散流放竹、木排的河道。

**民用航空航线里程** 指民航运输定期班机飞行的航线长度的总和。航线长度按机场之间的距离计算,通常有两种计算方法:将每条航线长度相加称为重复计算航线里程;如将两线或两条以上航线经过同一区段里程,只计算一次航线长度称为不重复计算航线里程。一般常用的是后者,它能确切反映民航运输网的规模,表明民航事业为国民经济服务和方便人民生活程度的主要指标。

**输油(气)管道长度** 也称“输油(气)里程”,是反映管道运输发展规模和水平的主要指标;是指油品(或天然气)的实际输送距离,一般按输油(气)管道的单线长度计算。若包括复线和备用线长度则称为输油(气)管道延展长度,是指管道铺设的实际长度。我们通常使用的是不包括复线的“输油(气)管道里程”。

**货(客)运量** 指在一定时期内,各运输部门实际运送的货物(旅客)数量。是反映运输业为国民经济和人民生活服务的数量指标,也是制定和检查运输生产计划,研究运输发展规模和速度的重要指标。货运按吨计算,客运按人计算。货物不论运输距离长短,货物类别,均按实际重量统计;旅客不论行程远近或票价多少,均按一人一次作为客运量统计。半价票、小孩票也按一人统计。

**货(客)运密度** 指在一定时期内某种运输方式运输线路的某一区段平均每公里线路通过的货物(旅客)运输周转量。计算单位是吨(人)公里/公里。计算公式为:

$$\text{货(客)运密度} = \frac{\text{货物(旅客)周转量}}{\text{营业线路长度}}$$

货(客)运密度是反映交通运输线路上货物(旅客)运输量运输繁忙程度的主要指标。是平衡运输线路运输能力

和通过能力,规划线路建设及改造、配备技术设备,研究运输网布局的重要依据。

**货物(旅客)周转量** 指在一定时期内,由各种运输工具运送的货物(旅客)数量与其相应运输距离的乘积之总和,是反映运输业生产总成果的重要指标,也是编制和检查运输生产计划,计算运输效率、劳动生产率以及核算运输单位成本的主要基础资料。通常以吨公里和人公里为计算单位。计算货物周转量通常按发出站与到达站之间的最短距离,也就是计费距离计算。

**铁路货车平均静载重** 指铁路货车在始发站静止状态下平均每车装载的货物重量,用以分析货车完成装车时车辆载重力的利用情况。计算单位为“吨”,计算公式为:

$$\text{货车平均静载重(吨)} = \frac{\text{货物发送吨数}}{\text{装车数}}$$

静载重的多少取决于运送货物的性质、种类、车辆的类型和装载技术的高低。根据货车的平均标记载重与静载重进行对比,可以反映货车载重能力的利用程度。计算公式为:

$$\text{货车载重力利用率(\%)} = \frac{\text{货车平均静载重}}{\text{货车平均标记载重}} \times 100\%$$

**铁路货运机车日产量** 指平均每台货运机车在一昼夜内所完成的总重吨公里数。它既包括载运货物的重量,也包括车辆本身的自重,它从时间和牵引能力两方面反映了机车运用效率。计算单位为“吨公里”,计算公式为:

$$\text{货运机车平均日产量(吨公里)} = \frac{\text{货运总重吨公里数}}{\text{货运机车台日数}}$$

**沿海主要港口货物吞吐量** 指由水运进出沿海主要港区范围,并经过装卸的货物数量,包括邮件及办理托运手续的行李、包裹以及补给运输船舶的燃、物料和淡水。其计量单位为吨。货物吞吐量的货种分类及其主要流向流量,反映了港口在国内外物资交流和对外贸易运输中的地位和作用。吞吐量可以分为进口、出口,又可以分为国内贸易和对外贸易。

**邮电业务总量** 指以货币表现的邮电部门用于传递信息和提供其他邮电服务的总数量。它综合反映了一定时期邮电工作的总成果,是研究邮电业务量构成和发展趋势的重要指标。根据邮电管理体制不同,分为中央国营业务总量和地方国营业务总量。它用各种邮电分类业务量,如函件件数、电报份数、长话张数、市内电话和农村电话的年均户数、订销报刊累计份数等,分别乘以相应的平均单价(不变价),加总后再加上出租电路和设备的收入、代用户维护电话交换机和线路等设备的收入、其他业务收入求得。

## Explanatory Notes for Major Indicators

**Length of Operating Railways** refers to the total length of the trunk line under passenger and freight transportation. The calculation is based on the actual length of the first line even if this line has a full or partial double track or more tracks, excluding double tracks, rail lines in stations, rail lines in depots, sidings, special-purpose lines and communication lines that are not calculated for freight charges. Operating railways is an important indicator to reflect the development of the intra-structure for the railway transport, and also the essential data to calculate volume of passenger freight transport, traffic density and utilization efficiency of the locomotives and carriages.

**Extended Length of Trunk Railways** refers to the sum of the first, the second, the third lines and other constructed mileage of the trunk railways, excluding extended rail lines in stations, in depots, sidings and special-purpose lines. It is a key basis for the calculation of the needs for rails, sleepers, sand and stone for the construction of railways.

**Length of Electrified Railways** refers to operating railways to which power lines and other equipment are installed for electrified locomotives. The proportion of the electrified railways in the total operating railways is an important indicator to illustrate the modernization of railways.

**Length of Automatic-blocked Railways** Blocking is a spacing technique by which a section of the railway only allows one train to pass at a time, in order to ensure the traffic safety. Length of automatic-blocked railways refers to railways installed with equipment to perform automatic blocking of trains, the proportion of automatic-blocked railways in the total operating railways is an important indicator to illustrate the modernization of railways.

**Length of Highway** refers to the length of highway built in conformity with the grades specified by the highway engineering standard formulated by the Ministry of Communications. The highway mileage includes the suburb highways at big and medium size cities, highways passing through streets at small cities and towns, and also the length of bridges and ferries. It does not include the streets in cities and production purpose highways at factories, mines, forestry areas and agricultural areas. If two or more highways go the same way, only one calculation instead of repeated accumulation is accepted. The length of highways is an important indicator to reflect the development of the highway construction and to provide essential information to calculate the transport network density.

**Length of Inland Waterway Navigation** also called Navigable inland Waterways, refers to the length of the natural rivers, lakes, reservoirs, canals, and ditches open to navigation during a given period and can enable transport by ships and rafts. It includes the channels with over 3 months accumulatively per year for seasonal navigation, yet this does not include the river courses to float odd logs and bamboo rafts only.

**Length of Civil Aviation Routes** refers to the total route length of regular civil aviation flights. There are usually two ways to calculate the distance between airports connected by the route length: One is to put air route length together, called repeated calculation of the route mileage; the other is to regard two or more routes passing the same area as one route mileage only to get non repeated route mileage. The latter is often used, as it can precisely reflect the size of the civil aviation network and indicate the extent of civil aviation serving the national

economy and the convenience of the people.

**Oil (Gas) Pipeline Length** also called oil (gas) transfer mileage, refers to the actual transfer distance of oil (or gas) products, and is in general calculated following the single line length of the oil (gas) transfer pipeline, indicating the actual length of the pipelines built. Length of oil (gas) pipelines (excluding double pipelines) is usually used as a chief indicator to reflect the development, scale and level of the pipeline transportation.

**Freight (Passenger) Traffic** refers to the physical volume of freight (passenger) transported. Freight transport is calculated by ton and passenger traffic by number of persons. Despite the type of freight and travelling distance, the freight transport is calculated by the actual weight; and despite the travelling distance and ticket price, the passenger traffic is calculated by one person per travel. The half-price and child tickets are also calculated on one-person ticket basis. The freight (passenger) traffic provides a quantitative measure to reflect how the transport industry serves the national economy and people, and an important indicator for planning the transport industry and for studying the development scale and speed of the industry.

**Density of Freight (Passenger) Traffic** refers to the freight (passenger) traffic volume carried by a particular means of transportation during a given period through one kilometre of a specific section of transportation route, using ton (person) -km/km as the measuring unit. The formula is as follows:

$$\text{Density of Freight (Passenger) Traffic} = \frac{\text{Freight (Passenger) Traffic Volume}}{\text{Length of Operating Route}}$$

Density of freight (passenger) traffic reflects degree of busyness of freight (passenger) traffic on transportation routes, and therefore provide important basis for balancing transportation capability, planning construction and upgrading of transportation routes and studying the distribution of transportation network.

**Freight (Passenger) Traffic Volume** refers to the total of the product of the physical volume of transported cargo (passengers) by the transport distance, usually using ton/kilometre and person/kilometre as calculating units. Normally, the shortest distance between the departure point and the destination is the basis to calculate the freight traffic volume, that is to say, the payable distance. This is an important indicator to show the total results of the transport industry, to prepare and examine the transport plan and to measure the efficiency, the labour productivity and the unit cost of transport.

**Static Load of Freight Wagon** refers to the average cargo weight as loaded by each freight wagon under the static condition at the departure station. The amount of the static load depends on the nature and variety of the goods, the type of wagon and art of loading technique based on the comparison between the average loading capacity and the static load of the wagon, people can know the utilization extent of the loading capacity of wagons. The formula is:

$$\text{Static Load (Ton) of Freight wagon} = \frac{\text{Tonnage of Goods Delivered}}{\text{Number of Wagon Loaded}}$$

The Static Load of Freight Wagon is determined by the nature and type of goods loaded, the type of vehicles, and the technique of loading. The difference between of average marked load and static load of freight wagon reflects the utilization of loading capacity of freight wagons. For its calculation the following formula is applied

$$\begin{aligned} &\text{Utilization of} \\ &\text{Capacity of} \\ &\text{Freight wagons (\%)} \end{aligned} = \frac{\text{Average Static Load}}{\text{Average Marked Load}} \times 100\%$$

**Average Daily Haul of Freight Locomotives** refers to the average total ton-kilometres accomplished by each freight transport locomotive over day and night. It includes both the weight of the goods carried and the dead weight of the train itself. It is a comprehensive indicator reflecting the locomotive efficiency in terms of both time and the pulling force.

$$\begin{aligned} &\text{Average Daily Haul of Freight} \\ &\text{Transport Locomotive} \end{aligned} = \frac{\text{Total Ton/Kilometres of Freight}}{\text{Daily Number of Freight Transport Locomotive}}$$

**Handling Capacity of Major Seaports** refers to the volume of cargo passing in and out the harbor area of the major sea port and having been loaded and unloaded. The handling capacity may be classified as import, export, or as domestic trade and foreign trade. The handling capacity by type of cargo and by main flow direction reflects the position and function of the ports for the transportation for the materials and supplies exchange both for home and for foreign countries and for foreign trade.

**Service Revenue of Posts and Telecommunications** refers to the total amount of the information delivered and other post and telecommunications services provided the post and telecommunications departments for the customers. It is arrived by first multiplying the business volume of different type, such as number of letters, telegrams, long distance calls, city and rural telephone subscribers and accumulated number of newspapers and journals subscribed and sold, etc., by their respective average unit price (fixed price) and then adding these products together; plus the income from maintenance of telephone switchboards and lines, and the income from other business operations. The service revenue of posts and telecommunications reflects the total achievement by the post and telecommunications department during a given period of time in a comprehensive way, and is an important indicator to study the composition and development of the post and telecommunications business.

# 十五 国内外贸易

DOMESTIC TRADE AND FOREIGN TRADE

---

---





15-1 社会商业商品购销存总额  
PURCHASES, SALES AND INVENTORY OF COMMERCIAL UNITS

单位: 亿元

(100 000 000 yuan)

| 年 份 地 区<br>Year Region | 国内纯购<br>进 总 额<br>Final<br>Domestic<br>Purchases | 工 业 品<br>Industrial<br>Products | 农 副 产 品<br>Farm and<br>Sideline<br>Products | 废 旧 物 资<br>Used or<br>Waste<br>Goods | 国内纯销<br>售 总 额<br>Final<br>Domestic<br>Sales | 年 末 库 存<br>总 额<br>Inventory<br>(year-end) |
|------------------------|---|---------------------------------|---|--------------------------------------|---|---|
| 1952                   | 175.0   | 84.5                            | 90.1  | 0.4                                  | 176.5                                       |   |
| 1957                   | 428.1   | 247.6                           | 176.5                                       | 4.0                                  | 495.2                                       |   |
| 1962                   | 497.2   | 329.7                           | 161.7                                       | 5.8                                  | 637.6                                       |   |
| 1965                   | 710.5   | 430.2                           | 274.2                                       | 6.1                                  | 790.1                                       |   |
| 1970                   | 933.0   | 611.8                           | 314.0                                       | 7.2                                  | 997.0                                       |   |
| 1975                   | 1 397.4   | 971.9                           | 414.6                                       | 10.9                                 | 1 505.6                                     |   |
| 1978                   | 1 739.7   | 1 263.4                         | 459.9                                       | 16.4                                 | 1 872.2                                     |   |
| 1980                   | 2 263.0   | 1 567.6                         | 677.0                                       | 18.4                                 | 2 351.0                                     |   |
| 1983                   | 2 875.7   | 1 871.6                         | 980.6                                       | 23.5                                 | 2 883.5                                     |   |
| 1984                   | 3 103.3   | 2 019.8                         | 1 055.9                                     | 27.6                                 | 3 246.9                                     |   |
| 1985                   | 3 532.5   | 2 462.3                         | 1 033.2                                     | 37.0                                 | 3 698.1                                     |   |
| 1986                   | 4 033.4   | 2 825.3                         | 1 169.9                                     | 38.2                                 | 4 080.5                                     |   |
| 1987                   | 5 305.2   | 3 810.3                         | 1 444.1                                     | 50.8                                 | 5 628.8                                     |   |
| 1988                   | 6 861.3   | 4 985.5                         | 1 794.2                                     | 81.6                                 | 7 342.8                                     |   |
| 1989                   | 7 606.0   | 5 468.7                         | 2 053.7                                     | 83.6                                 | 8 136.2                                     |   |
| 1990                   | 8 221.2   | 5 871.2                         | 2 258.6                                     | 91.4                                 | 8 358.1                                     |   |
| 1991                   | 9 347.9   | 6 767.2                         | 2 453.2                                     | 127.5                                | 9 194.0                                     |   |
| 1992                   | 10 653.7  | 8 071.7                         | 2 427.5                                     | 154.5                                | 10 739.8                                    |   |
| 1993                   | 12 322.3  | 9 578.9                         | 2 506.0                                     | 237.4                                | 12 825.0                                    | 3 711.4                                   |
| 北 京 Beijing            | 422.4   | 378.6                           | 29.1  | 14.7                                 | 480.8                                       | 126.1                                     |
| 天 津 Tianjin            | 261.1   | 234.1                           | 17.7  | 9.3                                  | 311.1                                       | 76.4                                      |
| 河 北 Hebei              | 489.7   | 363.5                           | 113.7                                       | 12.5                                 | 486.3                                       | 165.4                                     |
| 山 西 Shanxi             | 193.8   | 156.2                           | 34.6  | 3.0                                  | 235.1                                       | 90.3                                      |
| 内 蒙 古 Inner Mongolia   | 120.2   | 81.1                            | 37.5  | 1.6                                  | 188.6                                       | 79.1                                      |
| 辽 宁 Liaoning           | 634.5   | 482.3                           | 128.3                                       | 23.9                                 | 714.6                                       | 195.9                                     |
| 吉 林 Jilin              | 255.9   | 156.2                           | 95.0  | 4.7                                  | 303.0                                       | 124.2                                     |
| 黑 龙 江 Heilongjiang     | 404.3   | 298.2                           | 97.2  | 8.9                                  | 480.4                                       | 174.1                                     |
| 上 海 Shanghai           | 719.8   | 644.2                           | 54.1  | 21.5                                 | 723.6                                       | 186.6                                     |
| 江 苏 Jiangsu            | 1 621.4   | 1 393.0                         | 202.3                                       | 26.1                                 | 1 272.6                                     | 326.5                                     |
| 浙 江 Zhejiang           | 892.7   | 724.3                           | 148.5                                       | 19.9                                 | 843.6                                       | 180.9                                     |
| 安 徽 Anhui              | 340.7   | 230.5                           | 105.6                                       | 4.6                                  | 350.5                                       | 112.7                                     |
| 福 建 Fujian             | 358.8   | 290.0                           | 67.2  | 1.6                                  | 363.3                                       | 54.2                                      |
| 江 西 Jiangxi            | 183.9   | 122.8                           | 57.6  | 3.5                                  | 236.9                                       | 114.8                                     |
| 山 东 Shandong           | 885.7   | 669.8                           | 206.3                                       | 9.6                                  | 910.7                                       | 254.1                                     |
| 河 南 Henan              | 481.4   | 320.8                           | 155.0                                       | 5.6                                  | 500.5                                       | 170.9                                     |
| 湖 北 Hubei              | 468.7   | 329.4                           | 129.5                                       | 9.8                                  | 524.1                                       | 149.4                                     |
| 湖 南 Hunan              | 414.6   | 313.2                           | 93.9  | 7.5                                  | 475.6                                       | 165.8                                     |
| 广 东 Guangdong          | 1 156.9   | 896.2                           | 240.2                                       | 20.5                                 | 1 246.2                                     | 262.2                                     |
| 广 西 Guangxi            | 253.4   | 195.0                           | 56.2  | 2.2                                  | 313.1                                       | 84.5                                      |
| 海 南 Hainan             | 41.7  | 27.0                            | 13.7  | 0                                    | 61.4  | 13.0                                      |
| 四 川 Sichuan            | 612.1   | 451.1                           | 150.2                                       | 10.8                                 | 717.8                                       | 235.0                                     |
| 贵 州 Guizhou            | 167.1   | 113.0                           | 53.0  | 1.1                                  | 176.2                                       | 97.2                                      |
| 云 南 Yunnan             | 359.1   | 302.7                           | 54.7  | 1.7                                  | 285.8                                       | 132.2                                     |
| 西 藏 Tibet              |   |                                 |   |                                      |   |   |
| 陕 西 Shaanxi            | 220.2   | 173.4                           | 44.2  | 2.6                                  | 218.6                                       | 92.0                                      |
| 甘 肃 Gansu              | 126.3   | 94.0                            | 28.8  | 3.5                                  | 150.8                                       | 57.6                                      |
| 青 海 Qinghai            | 21.9  | 16.7                            | 4.9   | 0.3                                  | 37.1  | 16.8                                      |
| 宁 夏 Ningxia            | 27.4  | 20.9                            | 5.9   | 0.6                                  | 35.6  | 16.5                                      |
| 新 疆 Xinjiang           | 182.4   | 98.7                            | 78.3  | 5.4                                  | 191.7                                       | 106.4                                     |

注:1952-1986年为国有商业和供销合作社数字(下同)。

Before 1986 figures in this table refer to state owned commercial units and supply and marketing cooperatives only, the same as next table.

## 15-2 社会商品零售总额 TOTAL VALUE OF RETAIL SALES

(按用途和对象分)  
(by type of commodity and consumer)  
单位: 亿元

(100 000 000 yuan)

| 年 份 地 区<br>Year Region | 社会商品零售总额<br>Total Value of<br>Retail Sales | 消 费 品<br>Consumer<br>Goods | 售 给 居 民<br>Sold to<br>Residents |  | 售 给 社 会 集 团<br>Sold to Social<br>Institutions | 农 业 生 产 资 料<br>Agricultural<br>Producer Goods |
|------------------------|--|----------------------------|---------------------------------|--|---|---|
|                        |  |                            |                                 |  |   |   |
| 1952                   | 276.8                                      | 262.7                      | 237.9                           |  | 24.8  | 14.1  |
| 1957                   | 474.2                                      | 441.6                      | 395.3                           |  | 46.3  | 32.6  |
| 1962                   | 604.0                                      | 543.7                      | 500.4                           |  | 43.3  | 60.3  |
| 1965                   | 670.3                                      | 590.1                      | 537.1                           |  | 53.0  | 80.2  |
| 1970                   | 858.0                                      | 728.8                      | 666.7                           |  | 62.1  | 129.2   |
| 1975                   | 1 271.1                                    | 1 046.4                    | 922.8                           |  | 123.6   | 224.7   |
| 1978                   | 1 558.6                                    | 1 264.9                    | 1 121.2                         |  | 143.7   | 293.7   |
| 1980                   | 2 140.0                                    | 1 794.0                    | 1 608.0                         |  | 186.0   | 346.0   |
| 1983                   | 2 849.4                                    | 2 426.1                    | 2 169.5                         |  | 256.6   | 423.3   |
| 1984                   | 3 376.4                                    | 2 899.2                    | 2 574.5                         |  | 324.7   | 477.2   |
| 1985                   | 4 305.0                                    | 3 801.4                    | 3 391.4                         |  | 410.0   | 503.6   |
| 1986                   | 4 950.0                                    | 4 374.0                    | 3 912.0                         |  | 462.0   | 576.0   |
| 1987                   | 5 820.0                                    | 5 115.0                    | 4 562.0                         |  | 553.0   | 705.0   |
| 1988                   | 7 440.0                                    | 6 534.6                    | 5 869.6                         |  | 665.0   | 905.4   |
| 1989                   | 8 101.4                                    | 7 074.2                    | 6 376.4                         |  | 697.8   | 1 027.2                                       |
| 1990                   | 8 300.1                                    | 7 250.3                    | 6 509.1                         |  | 741.2   | 1 049.8                                       |
| 1991                   | 9 415.6                                    | 8 245.7                    | 7 358.5                         |  | 887.2   | 1 169.9                                       |
| 1992                   | 10 993.7                                   | 9 704.8                    | 8 621.3                         |  | 1 083.5                                       | 1 288.9                                       |
| 1993                   | 13 592.6                                   | 12 237.0                   | 10 853.0                        |  | 1 384.0                                       | 1 355.6                                       |
| 北 京 Beijing            | 549.42                                     | 531.79                     | 439.06                          |  | 92.73   | 17.63   |
| 天 津 Tianjin            | 227.45                                     | 217.18                     | 184.23                          |  | 32.95   | 10.27   |
| 河 北 Hebei              | 577.08                                     | 484.35                     | 433.67                          |  | 50.68   | 92.73   |
| 山 西 Shanxi             | 274.72                                     | 243.52                     | 212.88                          |  | 30.64   | 31.20   |
| 内 蒙 古 Inner Mongolia   | 211.02                                     | 194.12                     | 174.99                          |  | 19.13   | 16.90   |
| 辽 宁 Liaoning           | 720.77                                     | 672.23                     | 585.18                          |  | 87.05   | 48.54   |
| 吉 林 Jilin              | 357.49                                     | 325.47                     | 292.88                          |  | 32.59   | 32.02   |
| 黑 龙 江 Heilongjiang     | 490.57                                     | 451.94                     | 397.02                          |  | 54.92   | 38.63   |
| 上 海 Shanghai           | 651.07                                     | 621.86                     | 503.41                          |  | 118.45  | 29.21   |
| 江 苏 Jiangsu            | 1 040.42                                   | 934.66                     | 818.90                          |  | 115.76  | 105.76  |
| 浙 江 Zhejiang           | 754.45                                     | 674.21                     | 605.59                          |  | 68.62   | 80.24   |
| 安 徽 Anhui              | 391.70                                     | 335.70                     | 305.39                          |  | 30.31   | 56.00   |
| 福 建 Fujian             | 420.07                                     | 383.26                     | 364.72                          |  | 18.54   | 36.81   |
| 江 西 Jiangxi            | 279.55                                     | 243.64                     | 223.13                          |  | 20.51   | 35.91   |
| 山 东 Shandong           | 993.84                                     | 842.25                     | 763.92                          |  | 78.33   | 151.59  |
| 河 南 Henan              | 594.56                                     | 497.15                     | 436.81                          |  | 60.34   | 97.41   |
| 湖 北 Hubei              | 556.54                                     | 500.54                     | 451.09                          |  | 49.45   | 56.00   |
| 湖 南 Hunan              | 539.19                                     | 476.14                     | 435.79                          |  | 40.35   | 63.05   |
| 广 东 Guangdong          | 1 399.70                                   | 1 313.99                   | 1 209.47                        |  | 104.52  | 85.71   |
| 广 西 Guangxi            | 337.20                                     | 299.74                     | 281.20                          |  | 18.54   | 37.46   |
| 海 南 Hainan             | 70.19                                      | 66.61                      | 61.91                           |  | 4.70  | 3.58  |
| 四 川 Sichuan            | 807.97                                     | 717.94                     | 646.31                          |  | 71.63   | 90.03   |
| 贵 州 Guizhou            | 131.19                                     | 118.32                     | 108.48                          |  | 9.84  | 12.87   |
| 云 南 Yunnan             | 278.89                                     | 245.56                     | 217.51                          |  | 28.05   | 33.33   |
| 西 藏 Tibet              |  |                            |                                 |  |   |   |
| 陕 西 Shaanxi            | 269.37                                     | 242.55                     | 203.97                          |  | 38.58   | 26.82   |
| 甘 肃 Gansu              | 161.88                                     | 144.66                     | 122.86                          |  | 21.80   | 17.22   |
| 青 海 Qinghai            | 41.69                                      | 39.16                      | 35.36                           |  | 3.80  | 2.53  |
| 宁 夏 Ningxia            | 42.78                                      | 37.48                      | 33.42                           |  | 4.06  | 5.30  |
| 新 疆 Xinjiang           | 182.15                                     | 165.81                     | 143.22                          |  | 22.59   | 16.34   |

注:各地区数字之和小于全国总计,原因是部分地区对其他集体单位、个体和农民对非农业居民零售额统计不全(下同)。

a) The sum of all regions is less than national total, because some regions do not have complete data.

## 15-3 社会商品零售总额 TOTAL VALUE OF RETAIL SALES

(按经济类型分)  
(by ownership of selling agents)  
单位: 亿元

(100 000 000 yuan)

| 年 份 地 区<br>Year Region | 国 有 单 位<br>State<br>Ownership | 集 体 单 位<br>Collective<br>Ownership | 合 营<br>Joint<br>Ownership | 个 体<br>Individual<br>Ownership | 农民对非农业居民零售<br>Retail Sales by<br>Agricultural to<br>Non-Agricultural<br>Residents |
|------------------------|-------------------------------|------------------------------------|---------------------------|--------------------------------|---|
| 1952                   | 45.0                          | 50.3                               | 1.1                       | 168.6                          | 11.8  |
| 1957                   | 176.3                         | 195.8                              | 76.0                      | 12.9                           | 13.2  |
| 1962                   | 306.7                         | 256.0                              |                           | 14.3                           | 27.0  |
| 1965                   | 355.5                         | 289.3                              |                           | 12.5                           | 13.0  |
| 1970                   |                               |                                    |                           |                                |   |
| 1975                   | 708.3                         | 536.0                              |                           | 1.8                            | 25.0  |
| 1978                   | 851.0                         | 674.4                              |                           | 2.1                            | 31.1  |
| 1980                   | 1 100.7                       | 954.9                              | 0.4                       | 15.0                           | 69.0  |
| 1983                   | 1 338.8                       | 1 189.5                            | 3.6                       | 184.5                          | 133.0   |
| 1984                   | 1 537.9                       | 1 337.2                            | 7.6                       | 323.7                          | 170.0   |
| 1985                   | 1 740.0                       | 1 600.3                            | 12.7                      | 661.0                          | 291.0   |
| 1986                   | 1 951.0                       | 1 804.0                            | 15.2                      | 804.8                          | 375.0   |
| 1987                   | 2 249.0                       | 2 079.6                            | 18.8                      | 1 011.6                        | 461.0   |
| 1988                   | 2 935.9                       | 2 557.9                            | 27.2                      | 1 324.0                        | 595.0   |
| 1989                   | 3 167.8                       | 2 689.7                            | 36.3                      | 1 509.6                        | 698.0   |
| 1990                   | 3 285.9                       | 2 631.0                            | 40.3                      | 1 569.6                        | 773.3   |
| 1991                   | 3 783.7                       | 2 826.2                            | 51.5                      | 1 844.4                        | 909.8   |
| 1992                   | 4 539.8                       | 3 068.2                            | 80.3                      | 2 228.0                        | 1 077.4   |
| 1993                   | 5 398.8                       | 3 572.9                            | 116.4                     | 3 070.2                        | 1 434.3   |
| 北京 Beijing             | 285.31                        | 167.34                             | 8.07                      | 46.22                          | 42.48   |
| 天津 Tianjin             | 90.58                         | 49.08                              | 2.61                      | 56.64                          | 28.54   |
| 河北 Hebei               | 239.49                        | 145.25                             | 1.67                      | 128.26                         | 62.41   |
| 山西 Shanxi              | 114.62                        | 67.60                              | 0.19                      | 67.19                          | 25.12   |
| 内蒙古 Inner Mongolia     | 96.62                         | 55.59                              | 0.11                      | 38.09                          | 20.61   |
| 辽宁 Liaoning            | 286.12                        | 156.37                             | 1.90                      | 188.54                         | 87.84   |
| 吉林 Jilin               | 133.28                        | 71.98                              | 6.06                      | 107.86                         | 38.31   |
| 黑龙江 Heilongjiang       | 223.66                        | 98.40                              | 0.70                      | 134.92                         | 32.89   |
| 上海 Shanghai            | 344.99                        | 225.52                             | 2.95                      | 29.83                          | 47.78   |
| 江苏 Jiangsu             | 388.78                        | 399.42                             | 5.22                      | 156.40                         | 90.60   |
| 浙江 Zhejiang            | 254.86                        | 183.18                             | 4.99                      | 211.56                         | 99.86   |
| 安徽 Anhui               | 146.11                        | 115.55                             | 2.71                      | 82.35                          | 44.98   |
| 福建 Fujian              | 119.31                        | 81.88                              | 9.47                      | 172.96                         | 36.45   |
| 江西 Jiangxi             | 104.60                        | 66.31                              | 0.14                      | 64.61                          | 43.89   |
| 山东 Shandong            | 372.07                        | 335.55                             | 3.77                      | 216.26                         | 66.19   |
| 河南 Henan               | 247.76                        | 179.51                             | 0.63                      | 127.89                         | 38.77   |
| 湖北 Hubei               | 239.15                        | 132.87                             | 0.51                      | 103.21                         | 80.80   |
| 湖南 Hunan               | 186.38                        | 130.75                             | 0.48                      | 132.60                         | 88.98   |
| 广东 Guangdong           | 523.54                        | 269.45                             | 50.02                     | 393.25                         | 163.44  |
| 广西 Guangxi             | 127.95                        | 70.65                              | 0.54                      | 102.24                         | 35.82   |
| 海南 Hainan              | 22.62                         | 7.24                               | 3.60                      | 26.76                          | 9.97  |
| 四川 Sichuan             | 279.48                        | 237.29                             | 0.54                      | 188.03                         | 102.63  |
| 贵州 Guizhou             | 48.99                         | 26.28                              | 0.22                      | 37.11                          | 18.59   |
| 云南 Yunnan              | 134.59                        | 75.96                              | 0.01                      | 43.66                          | 24.67   |
| 西藏 Tibet               |                               |                                    |                           |                                |   |
| 陕西 Shaanxi             | 108.20                        | 76.60                              | 0.47                      | 46.26                          | 37.84   |
| 甘肃 Gansu               | 68.76                         | 38.96                              | 0.01                      | 38.25                          | 15.90   |
| 青海 Qinghai             | 20.39                         | 7.54                               | 0.03                      | 10.59                          | 3.14  |
| 宁夏 Ningxia             | 19.99                         | 9.34                               | 0.05                      | 7.30                           | 6.10  |
| 新疆 Xinjiang            | 96.83                         | 33.65                              | 0.45                      | 35.86                          | 15.36   |

注:1. 供销社零售额1958-1961年包括在国有单位零售额中,其他各年包括在集体单位零售额中。

2. 合营零售额1952-1958年是公私合营,1980年以后包括各种不同经济类型的合营和中外合营。

3. 个体零售额1952-1957年包括私营。

a) Retail sales by supply and marketing cooperatives were included in state-owned units from 1958 to 1961, but were regrouped ownership in other year.

b) Refers to state-private ownership from 1952 to 1958. The figures since 1980 include various forms of domestic joint ownership and Chinese and foreign joint ownership.

c) Figures for 1952 to 1957 include private ownership.

15-4 社会商品零售总额  
TOTAL VALUE OF RETAIL SALES

(按行业分)  
(by sector)  
单位: 亿元

(100 000 000 yuan)

| 年 份  | 商 业<br>Commerce | 饮 食 业<br>Food Service | 工 业<br>Industry | 其他行业<br>Other | 农民对非农业居民零售<br>Retail Sales by<br>Agricultural to<br>Non-Agricultural<br>Residents |
|------|-----------------|-----------------------|-----------------|---------------|---|
| 1952 | 211.3           | 14.1                  | 37.9            | 1.7           | 11.8  |
| 1957 | 399.5           | 24.2                  | 33.9            | 3.4           | 13.2  |
| 1962 | 502.1           | 39.1                  | 27.9            | 7.9           | 27.0  |
| 1965 | 594.6           | 31.2                  | 24.2            | 7.3           | 13.0  |
| 1970 | 769.3           | 29.6                  | 27.4            | 14.7          | 17.0  |
| 1975 | 1 113.9         | 45.5                  | 61.6            | 25.1          | 25.0  |
| 1978 | 1 363.7         | 54.8                  | 73.2            | 35.8          | 31.1  |
| 1980 | 1 768.0         | 80.0                  | 165.0           | 58.0          | 69.0  |
| 1983 | 2 269.1         | 112.1                 | 249.7           | 85.5          | 133.0   |
| 1984 | 2 645.5         | 137.1                 | 314.1           | 109.7         | 170.0   |
| 1985 | 3 272.2         | 196.9                 | 400.7           | 144.2         | 291.0   |
| 1986 | 3 717.8         | 232.8                 | 457.6           | 166.8         | 375.0   |
| 1987 | 4 343.5         | 283.0                 | 537.1           | 195.4         | 461.0   |
| 1988 | 5 544.6         | 366.5                 | 686.1           | 247.8         | 595.0   |
| 1989 | 6 009.5         | 405.1                 | 720.3           | 268.5         | 698.0   |
| 1990 | 6 127.4         | 419.8                 | 699.1           | 280.5         | 773.3   |
| 1991 | 6 903.9         | 492.0                 | 788.0           | 321.9         | 909.8   |
| 1992 | 7 922.2         | 589.7                 | 939.4           | 465.0         | 1 077.4   |
| 1993 | 9 551.2         | 788.8                 | 1 234.6         | 583.7         | 1 434.3   |

15-5 社会消费品零售额  
RETAIL SALES OF CONSUMER GOODS

单位: 亿元

(100 000 000 yuan)

| 年 份<br>Year | 社会消费<br>品零售额<br>Total | 食 品 类   | 衣 着 类    | 日 用 品 类               | 文化娱乐<br>用 品  | 书 报<br>杂 志 类                             | 药 和 医 疗<br>用 品 类                          | 燃 料 类 |
|-------------|-----------------------|---------|----------|-----------------------|--|--|---|-------|
|             |                       | Food    | Clothing | Daily-Use<br>Articles | Articles for<br>Cultural<br>Life and<br>Recreation | Books,<br>Newspapers<br>and<br>Magazines | Medicine<br>and<br>Medical<br>Instruments | Fuels |
| 1952        | 262.7                 | 148.3   | 50.8     | 39.5                  | 6.7  | 2.0                                      | 6.8                                       | 8.6   |
| 1957        | 441.6                 | 241.0   | 82.6     | 65.3                  | 12.7   | 4.9                                      | 16.7                                      | 18.4  |
| 1962        | 543.7                 | 280.7   | 79.9     | 106.4                 | 17.9   | 4.2                                      | 26.1                                      | 28.5  |
| 1965        | 590.1                 | 327.1   | 112.5    | 68.7                  | 17.3   | 6.4                                      | 27.8                                      | 30.3  |
| 1970        | 728.8                 | 389.0   | 170.2    | 76.4                  | 18.5   | 3.2                                      | 36.5                                      | 35.0  |
| 1975        | 1 046.4               | 554.2   | 219.4    | 127.0                 | 29.3   | 9.8                                      | 57.1                                      | 49.6  |
| 1978        | 1 264.9               | 655.8   | 278.5    | 156.3                 | 42.2   | 12.1                                     | 64.7                                      | 55.3  |
| 1980        | 1 794.0               | 918.1   | 413.7    | 231.8                 | 73.5   | 23.1                                     | 65.8                                      | 68.0  |
| 1983        | 2 426.1               | 1 307.5 | 491.5    | 323.6                 | 107.4  | 29.8                                     | 86.0                                      | 80.3  |
| 1984        | 2 899.2               | 1 546.6 | 570.3    | 394.5                 | 165.0  | 34.2                                     | 96.7                                      | 91.9  |
| 1985        | 3 801.4               | 2 003.5 | 717.4    | 380.0                 | 292.9  | 46.2                                     | 106.2                                     | 108.3 |
| 1986        | 4 374.0               | 2 340.1 | 772.6    | 614.9                 | 339.6  | 56.8                                     | 124.3                                     | 125.7 |
| 1987        | 5 115.0               | 2 760.8 | 882.3    | 736.8                 | 370.1  | 65.6                                     | 156.9                                     | 142.5 |
| 1988        | 6 534.6               | 3 539.9 | 1 108.8  | 965.6                 | 464.6  | 77.5                                     | 207.9                                     | 170.3 |
| 1989        | 7 074.2               | 3 858.5 | 1 152.2  | 749.0                 | 472.0  | 97.2                                     | 240.1                                     | 202.5 |
| 1990        | 7 250.3               | 4 014.2 | 1 182.2  | 993.9                 | 443.0  | 106.0                                    | 292.0                                     | 219.0 |
| 1991        | 8 245.7               | 4 537.5 | 1 356.4  | 1 121.6               | 492.0  | 132.4                                    | 352.9                                     | 253.0 |
| 1992        | 9 704.8               | 5 376.5 | 1 581.9  | 1 328.4               | 553.9  | 160.2                                    | 428.1                                     | 275.8 |
| 1993        | 12 237.0              | 6 718.1 | 1 994.6  | 1 688.7               | 722.0  | 195.8                                    | 562.9                                     | 354.9 |

注: 日用品类中包括了房屋和建筑材料类。

a) Daily-use articles include building construction materials.

15-6 国有商业和供销合作社农业生产资料销售量  
 SALES OF AGRICULTURAL PRODUCER GOODS BY STATE-OWNED  
 COMMERCIAL UNITS AND SUPPLY AND MARKETING COOPERATIVES

| 年 份  | 化学肥料(万吨)<br>Chemical Fertilizers<br>(10 000 tn) |                                | 化学农药<br>(万吨)<br>Chemical<br>Pesticides | 大 中 型<br>拖 拉 机<br>(万千瓦)<br>Tractors | 手 扶<br>拖 拉 机<br>(万千瓦)<br>Mini-<br>Tractors | 农 用 动 力<br>机 械<br>(万千瓦)<br>Motor-Driven<br>Agricultural<br>Machinery | 农 药 械<br>(万架)<br>Pestiede<br>Sprinklers |
|------|---|--------------------------------|--|-------------------------------------|--|--|---|
|      | 标 准 量<br>Gross<br>Weight                        | 折 纯 量<br>Effective<br>Elements | (10 000 tn)                            | (10 000 kw)                         | (10 000 kw)                                | (10 000 kw)  | (10 000 units)                          |
| 1952 | 29.5  | 7.8                            | 1.5                                    |                                     |  |  | 25.1                                    |
| 1957 | 179.4   | 37.3                           | 14.9                                   |                                     |  |  | 64.7                                    |
| 1962 | 310.5   | 63.0                           | 21.3                                   |                                     |  | 62.2   | 38.3                                    |
| 1965 | 972.0   | 194.2                          | 54.3                                   |                                     |  | 118.6  | 185.6                                   |
| 1970 | 1 744.8   | 351.2                          | 102.3                                  |                                     |  | 321.0  | 297.3                                   |
| 1975 | 2 415.6   | 489.0                          | 148.4                                  | 179.3                               | 142.8                                      | 891.1  | 341.4                                   |
| 1978 | 4 087.5   | 829.4                          | 146.4                                  | 281.7                               | 256.5                                      | 1 037.1  | 355.8                                   |
| 1980 | 5 531.1   | 1 192.2                        | 152.7                                  | 258.2                               | 186.4                                      | 639.8  | 541.6                                   |
| 1983 | 6 908.0   | 1 461.0                        | 122.8                                  | 113.6                               | 301.8                                      | 670.2  | 1 010.1                                 |
| 1984 | 6 774.0   | 1 485.6                        | 82.6                                   | 136.1                               | 239.0                                      | 677.6  | 1 015.8                                 |
| 1985 | 6 231.8   | 1 378.9                        | 65.3                                   | 111.9                               | 235.3                                      | 723.4  | 730.0                                   |
| 1986 | 7 571.6   | 1 649.0                        | 65.9                                   | 110.1                               | 247.0                                      | 810.5  | 780.8                                   |
| 1987 | 8 055.2   | 1 746.6                        | 77.4                                   | 149.6                               | 310.9                                      | 957.8  | 931.2                                   |
| 1988 | 8 761.4   | 1 911.9                        | 73.6                                   | 154.6                               | 351.7                                      | 1 221.0  | 914.3                                   |
| 1989 | 9 378.7   | 2 063.4                        | 63.7                                   | 115.0                               | 270.4                                      | 1 014.6  | 748.0                                   |
| 1990 | 10 023.6  | 2 195.2                        | 61.5                                   | 141.9                               | 302.2                                      | 898.1  | 699.2                                   |
| 1991 | 10 702.2  | 2 357.0                        | 62.6                                   | 175.9                               | 331.0                                      | 983.6  | 782.9                                   |
| 1992 | 10 119.4  | 2 305.0                        | 53.8                                   | 203.3                               | 313.6                                      | 1 154.7  | 652.0                                   |
| 1993 | 8 273.8   | 1 884.6                        | 50.4                                   | 157.4                               | 356.2                                      | 1 437.2  | 583.5                                   |

15-7 城乡集市贸易情况  
 FREE MARKETS IN URBAN AND RURAL AREAS

| 项 目         | Item                                | 1985   | 1990    | 1991    | 1992    | 1993    |
|-------------|-------------------------------------|--------|---------|---------|---------|---------|
| 集市数(个)      | Number of Free Markets              | 61 337 | 72 579  | 74 675  | 79 188  | 83 001  |
| 城市          | Urban                               | 8 013  | 13 106  | 13 891  | 14 510  | 16 450  |
| 乡村          | Rural                               | 53 324 | 59 473  | 60 784  | 64 678  | 66 551  |
| 集市贸易成交额(亿元) | Transaction Value(100 000 000 yuan) | 632.3  | 2 168.2 | 2 622.2 | 3 530.0 | 5 343.0 |
| 城市          | Urban                               | 120.7  | 837.8   | 1 079.2 | 1 583.0 | 2 562.4 |
| 乡村          | Rural                               | 511.6  | 1 330.4 | 1 542.9 | 1 947.0 | 2 780.6 |
| #粮油类        | Grain and Oil                       | 49.6   | 146.8   | 164.7   | 213.0   | 349.9   |
| 肉禽蛋类        | Meat, Poultry and Eggs              | 140.1  | 618.8   | 705.5   | 859.1   | 1 102.5 |
| 水产品类        | Aquatic Products                    | 33.2   | 182.4   | 224.2   | 292.2   | 413.6   |
| 蔬菜类         | Vegetables                          | 48.8   | 264.2   | 331.9   | 434.6   | 582.0   |
| 干鲜果类        | Dried and Fresh Fruits              | 25.5   | 183.5   | 233.4   | 291.3   | 403.2   |
| 农业生产资料类     | Agricultural Producer Goods         | 13.9   | 23.0    | 24.5    | 29.5    |         |
| 大牲畜类        | Large Domestic Animals              | 32.6   | 38.3    | 43.6    | 47.9    | 56.7    |

注:1985年商品分类数字为乡村集市数,1986年及以后为城乡集市数。

a)Figures for 1985 refer to the rural free markets, and figures after 1986 refer to the free markets in both rural and urban areas.

15-8 全国批发零售贸易业(原物资供销业)机构、网点、人员 (1993年)

| 项 目       | Item  | 合 计          |                |                  |
|-----------|---|--------------|----------------|------------------|
|           |   | 机 构<br>Units | 网 点<br>Outlets | 人 员<br>Personnel |
| 合计        | Total   | 33 779       | 74 567         | 1 195 705        |
| 独立核算物资供销业 |   | 33 388       | 71 058         | 1 148 113        |
| 按经济类型分    | By Type of Ownership                                  |              |                |                  |
| 国有经济      | State-Owned   | 23 313       | 56 461         | 957 687          |
| 集体经济      | Collective-Owned                                      | 9 555        | 13 709         | 175 573          |
| 私有经济      | Private   | 84           | 49             | 462              |
| 个体经济      | Individual  | 226          | 255            | 4 155            |
| 联营经济      | Joint Management                                      | 171          | 531            | 9 706            |
| 股份经济      | Stock Ownership                                       | 17           | 27             | 237              |
| 外商投资经济    | Foreign Investment                                    | 9            | 7              | 159              |
| 港澳台投资经济   | Investment from HongKong, Macao and Taiwan            | 13           | 19             | 134              |
| 按行业分      | By Sector   |              |                |                  |
| 石油及制品     | Petroleum and Products                                | 548          | 995            | 22 874           |
| 煤碳及制品     | Coal and related Products                             | 2 027        | 6 471          | 139 676          |
| 其它能源      | Other Energy  | 97           | 205            | 2 911            |
| 化工材料      | Chemical Materials                                    | 2 357        | 4 442          | 73 544           |
| 木材        | Timber  | 2 379        | 5 947          | 111 509          |
| 建筑材料      | Building Materials                                    | 4 552        | 9 120          | 120 727          |
| 矿产品       | Ore Products  | 460          | 672            | 10 470           |
| 黑色金属材料    | Ferrous Metals  | 11 197       | 21 690         | 347 951          |
| 有色金属材料    | Nonferrous Metals Material                            | 956          | 1 596          | 20 685           |
| 机械、电子设备   | Machine and Electric Equipment                        | 3 575        | 6 399          | 105 515          |
| 汽车        | Automobiles   | 847          | 2 463          | 38 984           |
| 摩托车       | Motorcycles   | 29           | 47             | 612              |
| 汽车、摩托车零配件 | Spare and Component Parts for Automobile, Motorcycles | 493          | 1 902          | 21 031           |
| 再生物资回收    | Recycled Materials Collection                         | 1 169        | 2 893          | 50 057           |
| 其它        | Other   | 2 687        | 6 144          | 81 417           |
| 按企业规模分    | By Size of Enterprise                                 |              |                |                  |
| 大型        | Large   | 704          | 4 518          | 113 989          |
| 中型        | Medium  | 10 114       | 28 408         | 521 792          |
| 小型        | Small   | 22 570       | 38 132         | 512 332          |
| 附营物资供销业   | Materials Supply and Sales                            | 391          | 3 509          | 47 592           |

NUMBER OF UNITS, OUTLETS AND PERSONNEL IN WHOLESALE TRADE  
(NATIONAL SUPPLY AND MARKETING) (1993)

| 市<br>City   |               |                 | 县<br>County |               |                 | 县以下<br>Below County Level |               |                 |
|-------------|---------------|-----------------|-------------|---------------|-----------------|---------------------------|---------------|-----------------|
| 机构<br>Units | 网点<br>Outlets | 人员<br>Personnel | 机构<br>Units | 网点<br>Outlets | 人员<br>Personnel | 机构<br>Units               | 网点<br>Outlets | 人员<br>Personnel |
| 21 486      | 46 204        | 821 973         | 10 957      | 24 981        | 321 017         | 1 336                     | 3 382         | 52 715          |
| 21 158      | 43 688        | 800 197         | 10 903      | 24 523        | 316 879         | 1 327                     | 2 847         | 31 037          |
| 13 544      | 34 017        | 654 754         | 8 910       | 20 742        | 279 524         | 859                       | 1 702         | 23 409          |
| 7 160       | 8 891         | 131 855         | 1 946       | 3 693         | 36 315          | 449                       | 1 125         | 7 403           |
| 75          | 42            | 438             | 2           | 2             | 7               | 7                         | 5             | 17              |
| 201         | 229           | 3 805           | 16          | 15            | 163             | 9                         | 11            | 187             |
| 145         | 461           | 8 843           | 23          | 66            | 842             | 3                         | 4             | 21              |
| 13          | 23            | 212             |             |               |                 |                           |               |                 |
| 8           | 7             | 159             |             |               |                 |                           |               |                 |
| 12          | 18            | 131             | 1           | 1             | 3               |                           |               |                 |
| 368         | 615           | 15 641          | 149         | 334           | 6 264           | 31                        | 46            | 969             |
| 1 179       | 4 251         | 95 913          | 741         | 1 912         | 39 850          | 107                       | 308           | 3 913           |
| 57          | 122           | 1 981 918       | 38          | 67            | 861             | 2                         | 16            | 132             |
| 1 674       | 3 015         | 57 266          | 623         | 1 286         | 15 121          | 60                        | 141           | 1 157           |
| 1 065       | 2 899         | 61 429          | 1 166       | 2 799         | 44 999          | 148                       | 249           | 5 081           |
| 2 804       | 5 608         | 82 917          | 1 554       | 3 268         | 35 312          | 194                       | 244           | 2 498           |
| 240         | 318           | 5 129           | 193         | 328           | 4 663           | 27                        | 26            | 678             |
| 7 090       | 12 432        | 237 807         | 3 674       | 8 446         | 99 973          | 433                       | 812           | 10 171          |
| 631         | 985           | 14 119          | 294         | 571           | 6 284           | 31                        | 40            | 282             |
| 2 704       | 4 709         | 85 329          | 809         | 1 594         | 19 138          | 62                        | 96            | 1 048           |
| 566         | 1 790         | 29 473          | 273         | 648           | 9 180           | 8                         | 25            | 331             |
| 20          | 39            | 555             | 9           | 8             | 57              |                           |               |                 |
| 349         | 1 589         | 17 653          | 134         | 287           | 3 267           | 10                        | 26            | 111             |
| 664         | 1 930         | 39 325          | 473         | 898           | 10 184          | 32                        | 65            | 548             |
| 1 738       | 3 330         | 55 638          | 767         | 2 061         | 21 661          | 182                       | 753           | 4 118           |
| 621         | 4 169         | 105 062         | 79          | 305           | 6 357           | 4                         | 44            | 2 570           |
| 6 872       | 19 521        | 400 546         | 3 003       | 8 211         | 112 975         | 239                       | 676           | 8 271           |
| 13 665      | 19 998        | 294 589         | 7 821       | 16 007        | 197 547         | 1 084                     | 2 127         | 20 196          |
| 328         | 2 516         | 21 776          | 54          | 458           | 4 138           | 9                         | 535           | 21 678          |



15-9 全国批发零售贸易业(原物资供销业)机构、网点、人员 (1993年)  
 NUMBER OF UNITS, OUTLETS AND PERSONNEL IN WHOLESALE TRADE  
 (NATIONAL SUPPLY AND MARKETING) BY REGION (1993)

| 地区<br>Region       | 合计<br>Total |               |                 | 市<br>City   |               |                 |
|--------------------|-------------|---------------|-----------------|-------------|---------------|-----------------|
|                    | 机构<br>Units | 网点<br>Outlets | 人员<br>Personnel | 机构<br>Units | 网点<br>Outlets | 人员<br>Personnel |
| 全国 National        | 33 388      | 71 058        | 1 148 113       | 21 158      | 43 688        | 800 197         |
| 北京 Beijing         | 619         | 1 211         | 22 553          | 477         | 1 038         | 17 813          |
| 天津 Tianjin         | 1 206       | 859           | 20 365          | 1 073       | 761           | 18 855          |
| 河北 Hebei           | 1 886       | 4 340         | 76 307          | 841         | 1 821         | 46 240          |
| 山西 Shanxi          | 1 267       | 2 544         | 54 795          | 610         | 1 424         | 36 142          |
| 内蒙古 Inner Mongolia | 710         | 938           | 24 016          | 392         | 627           | 18 555          |
| 辽宁 Liaoning        | 3 519       | 4 503         | 85 829          | 2 846       | 3 321         | 61 016          |
| 吉林 Jilin           | 1 095       | 1 953         | 33 181          | 762         | 1 379         | 22 938          |
| 黑龙江 Heilongjiang   | 1 134       | 2 258         | 56 425          | 656         | 1 716         | 39 553          |
| 上海 Shanghai        | 821         | 821           | 45 800          | 651         | 651           | 41 740          |
| 江苏 Jiangsu         | 2 583       | 6 054         | 98 389          | 1 830       | 3 918         | 66 242          |
| 浙江 Zhejiang        | 2 894       | 4 419         | 56 127          | 2 011       | 2 853         | 40 924          |
| 安徽 Anhui           | 824         | 2 334         | 32 480          | 379         | 1 121         | 19 473          |
| 福建 Fujian          | 612         | 1 246         | 13 744          | 395         | 651           | 8 867           |
| 江西 Jiangxi         | 666         | 1 517         | 20 319          | 336         | 724           | 12 508          |
| 山东 Shandong        | 2 371       | 6 154         | 102 325         | 1 528       | 4 245         | 77 863          |
| 河南 Henan           | 1 922       | 3 357         | 56 435          | 1 114       | 2 164         | 39 529          |
| 湖北 Hubei           | 1 431       | 4 114         | 88 636          | 732         | 2 261         | 57 464          |
| 湖南 Hunan           | 1 015       | 2 464         | 37 920          | 577         | 1 368         | 24 860          |
| 广东 Guangdong       | 1 905       | 4 667         | 51 951          | 1 248       | 2 900         | 35 308          |
| 广西 Guangxi         | 473         | 1 870         | 24 596          | 275         | 964           | 13 700          |
| 海南 Hainan          | 143         | 1 657         | 4 084           | 86          | 1 411         | 2 724           |
| 四川 Sichuan         | 1 528       | 4 707         | 49 550          | 744         | 2 288         | 29 855          |
| 贵州 Guizhou         | 501         | 1 172         | 12 319          | 319         | 615           | 9 903           |
| 云南 Yunnan          | 587         | 943           | 16 982          | 325         | 606           | 12 864          |
| 西藏 Tibet           | 8           | 21            | 235             | 6           | 20            | 232             |
| 陕西 Shaanxi         | 683         | 1 936         | 29 664          | 284         | 874           | 20 342          |
| 甘肃 Gansu           | 300         | 1 397         | 12 115          | 192         | 919           | 8 703           |
| 青海 Qinghai         | 74          | 206           | 2 924           | 37          | 148           | 2 480           |
| 宁夏 Ningxia         | 227         | 598           | 2 855           | 170         | 413           | 6 533           |
| 新疆 Xinjiang        | 384         | 898           | 9 792           | 262         | 487           | 6 971           |

续表 1 continued

| 地区 Region          | 县 County |           |              | 县以下 Below County Level |           |              |
|--------------------|----------|-----------|--------------|------------------------|-----------|--------------|
|                    | 机构 Units | 网点 Outlet | 人员 Personnel | 机构 Units               | 网点 Outlet | 人员 Personnel |
| 全国 National        | 10 903   | 24 523    | 316 879      | 1 327                  | 2 847     | 31 037       |
| 北京 Beijing         | 76       | 126       | 3 808        | 66                     | 47        | 932          |
| 天津 Tianjin         | 89       | 95        | 1 493        | 44                     | 3         | 17           |
| 河北 Hebei           | 976      | 2 316     | 28 018       | 69                     | 203       | 2 049        |
| 山西 Shanxi          | 609      | 1 058     | 16 543       | 48                     | 62        | 2 110        |
| 内蒙古 Inner Mongolia | 299      | 299       | 5 359        | 19                     | 12        | 102          |
| 辽宁 Liaoning        | 569      | 1 096     | 23 112       | 104                    | 86        | 1 701        |
| 吉林 Jilin           | 311      | 547       | 9 613        | 22                     | 27        | 630          |
| 黑龙江 Heilongjiang   | 468      | 537       | 16 689       | 10                     | 5         | 183          |
| 上海 Shanghai        | 159      | 159       | 3 659        | 11                     | 11        | 401          |
| 江苏 Jiangsu         | 658      | 1 809     | 26 734       | 95                     | 327       | 5 413        |
| 浙江 Zhejiang        | 711      | 1 274     | 12 652       | 172                    | 292       | 2 551        |
| 安徽 Anhui           | 418      | 1 166     | 12 534       | 27                     | 47        | 473          |
| 福建 Fujian          | 213      | 590       | 4 833        | 4                      | 5         | 44           |
| 江西 Jiangxi         | 296      | 746       | 7 126        | 34                     | 47        | 685          |
| 山东 Shandong        | 761      | 1 611     | 22 851       | 82                     | 298       | 1 611        |
| 河南 Henan           | 657      | 853       | 12 729       | 151                    | 340       | 4 177        |
| 湖北 Hubei           | 585      | 1 684     | 29 413       | 114                    | 169       | 1 759        |
| 湖南 Hunan           | 407      | 1 034     | 12 154       | 31                     | 62        | 906          |
| 广东 Guangdong       | 601      | 1 462     | 15 077       | 56                     | 305       | 1 566        |
| 广西 Guangxi         | 194      | 857       | 10 554       | 4                      | 49        | 342          |
| 海南 Hainan          | 56       | 246       | 1 360        | 1                      |           |              |
| 四川 Sichuan         | 720      | 2 210     | 18 346       | 64                     | 209       | 1 349        |
| 贵州 Guizhou         | 161      | 525       | 2 229        | 21                     | 32        | 187          |
| 云南 Yunnan          | 241      | 326       | 3 505        | 21                     | 11        | 613          |
| 西藏 Tibet           | 2        | 1         | 3            |                        |           |              |
| 陕西 Shaanxi         | 359      | 913       | 8 343        | 40                     | 149       | 979          |
| 甘肃 Gansu           | 99       | 364       | 3 286        | 9                      | 14        | 126          |
| 青海 Qinghai         | 35       | 57        | 434          | 2                      | 1         | 10           |
| 宁夏 Ningxia         | 53       | 174       | 1 626        | 4                      | 11        | 96           |
| 新疆 Xinjiang        | 120      | 388       | 2 796        | 2                      | 23        | 25           |

15-10 批发零售贸易业(原物资供销业)

生产资料购进、销售和库存总额 (1993年)

VALUE OF PURCHASES, SALES AND INVENTORY OF PRODUCTION MATERIALS  
IN WHOLESALE TRADE (MATERIAL SUPPLY AND MARKETING) (1993)

单位: 万元

(10 000 yuan)

| 项 目<br>Item  | 购 进 总 额<br>Purchases | #从生产者<br>购进<br>Purchases<br>from<br>Producers | 进 口<br>Imports | 销 售 总 额<br>Sales | #售予生<br>产建设<br>单位<br>Sold to<br>Product<br>Units | 出 口<br>Exports | 年 末<br>库 存<br>总 额<br>Inventory<br>(year-<br>end) |
|--|----------------------|---|----------------|------------------|--|----------------|--|
|  |                      |   |                |                  |  |                |  |
| <b>合计 Total</b>  | 8 631.2              | 4 805.2                                       | 271.3          | 9 278.6          | 5 408.3  | 18.1           | 1 001.9  |
| 独立核算物资   |                      |   |                |                  |  |                |  |
| 供销业  | 7 771.6              | 4 384.2                                       | 258.7          | 8 368.1          | 4 903.9  | 15.6           | 830.4  |
| <b>按经济类型分 By Type of Ownership</b>   |                      |   |                |                  |  |                |  |
| 国有经济 State-Owned   | 687.8                | 322.6   | 3.9            | 733.8            | 399.2  | 1.3            | 151.3  |
| 集体经济 Collective-Owned  | 1.0                  | 0.5   |                | 1.0              | 0.5  |                | 0.2  |
| 私有经济 Private   |                      |   |                |                  |  |                |  |
| 个体经济 Individual  | 64.6                 | 29.0  | 4.1            | 65.5             | 37.1   | 0.7            | 6.8  |
| 联营经济 Joint Management  | 101.0                | 67.4  | 2.4            | 104.6            | 65.2   |                | 12.8   |
| 股份经济 Stock Ownership   | 3.7                  | 0.5   | 1.9            | 3.8              | 1.4  | 0.5            | 0.2  |
| 外商投资经济 Foreign Investment  | 1.0                  | 1.0   | 0.3            | 1.1              | 0.7  |                | 0.1  |
| 港澳台投资经济 Investment from Hongkong,<br>Macao and Taiwan                      | 0.5                  | 0.4   |                | 0.7              | 0.3  |                |  |
| <b>按行业分 By Sector</b>  |                      |   |                |                  |  |                |  |
| 石油及制品 Petroleum and Related Products                                       | 319.0                | 183.0   | 9.3            | 357.1            | 225.7  | 1.8            | 28.3   |
| 煤碳及制品 Coal and Related Products  | 481.3                | 309.7   | 4.8            | 529.7            | 349.8  | 1.7            | 48.8   |
| 其它能源 Other Energy  | 17.9                 | 7.6   | 1.8            | 18.4             | 9.4  |                | 2.6  |
| 化工材料 Chemical Materials  | 640.0                | 328.9   | 22.7           | 723.4            | 407.6  | 3.3            | 66.2   |
| 木材 Timber  | 281.1                | 117.1   | 18.8           | 295.8            | 155.7  | 0.1            | 40.0   |
| 建筑材料 Building Materials  | 484.7                | 292.1   | 12.1           | 525.8            | 331.2  | 1.6            | 51.4   |
| 矿产品 Ore Products   | 43.9                 | 20.4  | 0.1            | 39.5             | 22.7   | 0.4            | 5.1  |
| 黑色金属材料 Ferrous Metals Material   | 3 516.8              | 1 952.1                                       | 106.3          | 3 714.1          | 2 311.6  | 2.0            | 382.0  |
| 有色金属材料 Nonferrous Metals Material  | 294.2                | 165.9   | 12.1           | 317.8            | 181.2  | 0.4            | 26.9   |
| 机械、电子设备 Machine and Electric Equipment                                     | 868.0                | 544.9   | 22.2           | 954.6            | 557.0  | 2.9            | 144.8  |
| 汽车 Automobiles   | 707.9                | 385.0   | 21.3           | 751.6            | 270.9  | 0.2            | 57.8   |
| 摩托车 Motorcycles  | 72.9                 | 1.8   | 5.3            | 71.5             | 59.1   |                | 2.0  |
| 汽车、摩托车<br>零配件 Spare and Component Parts for<br>Automobiles and Motorcycles | 135.0                | 65.7  | 17.3           | 138.2            | 42.6   | 0.1            | 17.6   |
| 再生物资回收 Recycled Material Collect   | 199.5                | 88.1  | 1.9            | 222.1            | 138.7  | 0.1            | 25.2   |
| 其它 Other   | 574.1                | 342.8   | 15.1           | 519.1            | 345.0  | 3.4            | 103.3  |
| <b>按企业规模分 By Size of Enterprise</b>  |                      |   |                |                  |  |                |  |
| 大型 Large   | 3 033.7              | 1 885.8                                       | 166.4          | 3 246.8          | 1 959.3  | 3.3            | 335.4  |
| 中型 Medium  | 4 100.9              | 2 147.1                                       | 79.7           | 4 425.7          | 2 537.2  | 9.0            | 455.6  |
| 小型 Small   | 1 496.6              | 772.3   | 25.2           | 1 606.1          | 911.8  | 5.8            | 210.9  |
| 附营物资供销业 Materials Supply and Sales   | 145.7                | 83.2  | 3.2            | 147.8            | 91.7   | 0.7            | 23.8   |

15-11 批发零售贸易业(原物资供销业)生产资料销售数量(1993年)  
 SALES QUANTITY OF PRODUCTION MATERIALS IN WHOLESALE TRADE  
 (MATERIALS SUPPLY AND MARKETING) (1993)

| 品 种<br>Item                                  | 销售量<br>Sales | 售予生产<br>经营单位<br>Sold to<br>Product<br>Management<br>Units |            | 售予批发<br>零售贸易业<br>Sold to<br>Wholesale<br>and Retail<br>Sales |            | 出口<br>Exports | 其他<br>Other |
|--|--------------|---|------------|--|------------|---------------|-------------|
|  |              |   |            |  |            |               |             |
| 汽车 (辆)Automobiles                            | 959 499      | 508 415   | 448 863    | 2 221  | 162 634    |               |             |
| #载货汽车 (辆) Freight Trucks                     | 422 347      | 265 598   | 156 619    | 130  | 44 828     |               |             |
| 生铁 (吨)Pig Iron (ton)                         | 6 807 588    | 3 674 828   | 3 132 760  |  | 1 354 669  |               |             |
| 钢材 (吨)Steel Products (ton)                   | 106 872 009  | 50 133 383  | 56 731 908 | 6 718  | 15 764 519 |               |             |
| #铁道用钢材 (吨) Steel Rail (ton)                  | 568 119      | 407 356   | 160 763    |  | 96 626     |               |             |
| 普通大型钢材(吨) Large Section Steel (ton)          | 1 128 688    | 726 897   | 401 791    |  | 163 880    |               |             |
| 普通中型钢材(吨) Medium Section Steel (ton)         | 5 151 793    | 3 334 570   | 1 817 070  | 153  | 1 249 388  |               |             |
| 普通小型钢材(吨) Small Section Steel (ton)          | 26 965 113   | 11 232 825  | 15 730 339 | 1 949  | 3 483 941  |               |             |
| 钢带 (吨) Strip Steel (ton)                     | 268 492      | 197 718   | 70 774     |  | 200 321    |               |             |
| 线材 (吨) Wire Rod (ton)                        | 11 503 468   | 7 518 772   | 3 981 667  | 3 029  | 2 137 153  |               |             |
| 特厚钢板 (吨) High gauge Steel Plate (ton)        | 1 077 688    | 176 348   | 903 340    |  | 48 911     |               |             |
| 中厚钢板 (吨) Medium High gauge Steel Plate (ton) | 13 442 155   | 6 469 079   | 6 973 076  |  | 1 479 114  |               |             |
| 薄钢板 (吨) Thin High gauge Steel Sheet (ton)    | 25 848 560   | 7 396 183   | 18 451 944 | 433  | 1 565 827  |               |             |
| 硅钢片 (吨) Silicon Steel Sheet (ton)            | 1 119 901    | 346 553   | 773 348    |  | 72 592     |               |             |
| 优制钢型材 (吨) Quality Rolled Steel (ton)         | 6 350 292    | 1 834 689   | 4 515 558  | 45   | 531 711    |               |             |
| 无缝钢管 (吨) Seamless Steel Pipe (ton)           | 1 894 599    | 1 385 080   | 509 519    |  | 346 588    |               |             |
| 焊接钢管 (吨) Welded Steel Pipe (ton)             | 2 693 903    | 1 572 664   | 1 121 239  |  | 1 074 343  |               |             |
| 铜 (吨)Copper (ton)                            | 966 041      | 552 104   | 413 937    |  | 45 742     |               |             |
| 铝 (吨)Aluminium (ton)                         | 799 191      | 512 016   | 287 175    |  | 613 615    |               |             |
| 铅 (吨)Lead (ton)                              | 114 871      | 74 403  | 40 468     |  | 14 449     |               |             |
| 锌 (吨)Zinc (ton)                              | 344 929      | 216 428   | 128 500    | 1  | 1 058 071  |               |             |
| 锡 (吨)Tin (ton)                               | 25 198       | 19 361  | 5 837      |  | 22 692     |               |             |
| 铜材 (吨)Copper Products (ton)                  | 81 110       | 63 346  | 17 764     |  | 12 634     |               |             |
| 铝材 (吨)Aluminium Products (ton)               | 55 676       | 44 107  | 11 569     |  | 10 440     |               |             |
| 硫酸 (吨)Sulphuric Acid (ton)                   | 438 364      | 319 478   | 118 886    |  | 27 786     |               |             |
| 烧碱 (吨)Caustic Soda (ton)                     | 420 379      | 319 525   | 100 854    |  | 77 782     |               |             |
| 纯碱 (吨)Soda Ash (ton)                         | 1 434 507    | 944 665   | 489 824    | 18   | 245 462    |               |             |
| 天然橡胶 (吨)Natural Rubber (ton)                 | 702 475      | 532 924   | 169 551    |  | 49 495     |               |             |
| 合成橡胶 (吨)Synthetic Rubber (ton)               | 343 805      | 224 576   | 119 229    |  | 88 631     |               |             |
| 水泥 (吨)Cement (ton)                           | 29 519 068   | 22 976 865  | 6 538 129  | 4 074  | 6 683 812  |               |             |
| 平板玻璃 (重量箱)Plate Glass (wt. case)             | 14 213 809   | 10 494 975  | 3 716 960  | 1 874  | 5 762 721  |               |             |
| 原木 (立方米)Logs (cu. m)                         | 10 633 063   | 7 507 175   | 3 106 090  | 19 798   | 11 869 902 |               |             |
| 锯材 (立方米)Sawn Timber (cu. m)                  | 1 697 623    | 1 265 488   | 431 624    | 511  | 1 101 192  |               |             |
| 润滑油 (吨)Lubricating Oil (ton)                 | 348 886      | 285 193   | 62 890     | 803  | 64 545     |               |             |
| 煤碳 (吨)Coal (ton)                             | 202 896 876  | 159 814 957   | 43 081 919 |  | 41 731 489 |               |             |
| 焦炭 (吨)Coke (ton)                             | 3 175 250    | 2 951 262   | 213 606    | 10 382   | 747 988    |               |             |
| 原油 (吨)Crude Oil (ton)                        | 2 211 329    | 1 992 852   | 218 477    |  | 44 678     |               |             |
| 汽油 (吨)Gasoline (ton)                         | 4 989 726    | 2 932 699   | 2 035 117  | 21 910   | 240 407    |               |             |
| 柴油 (吨)Kerosene (ton)                         | 11 047 802   | 7 934 655   | 3 051 124  | 62 023   | 313 208    |               |             |
| 煤油 (吨)Diesel Oil (ton)                       | 1 039 340    | 973 946   | 65 394     |  | 10 002     |               |             |
| 燃料油 (吨)Fuel Oil (ton)                        | 6 575 304    | 4 443 610   | 2 062 537  | 69 157   | 230 754    |               |             |

15-12 进出口贸易总额 (按人民币计价)  
TOTAL VALUE OF IMPORTS AND EXPORTS (RMB YUAN)

本表1979年以前为外贸业务统计数, 1980年以后为海关进出口统计数。  
Figures before 1980 are from the Ministry of Foreign Trade, and figures since 1980 are Customs Statistics.

| 年 份<br>Year | 人民币 (亿元)<br>100 000 000 Yuan |                 |                 |                | 美 元 (亿元)<br>US \$ 100 000 000 |                 |                 |                |
|-------------|------------------------------|-----------------|-----------------|----------------|-------------------------------|-----------------|-----------------|----------------|
|             | 进 出 口<br>总 额<br>Total        | 出口总额<br>Exports | 进口总额<br>Imports | 差 额<br>Balance | 进 出 口<br>总 额<br>Total         | 出口总额<br>Exports | 进口总额<br>Imports | 差 额<br>Balance |
| 1952        | 64.6                         | 27.1            | 37.5            | -10.4          | 19.4                          | 8.2             | 11.2            | -3.0           |
| 1957        | 104.5                        | 54.5            | 50.0            | 4.5            | 31.0                          | 16.0            | 15.0            | 1.0            |
| 1962        | 80.9                         | 47.1            | 33.8            | 13.3           | 26.6                          | 14.9            | 11.7            | 3.2            |
| 1965        | 118.4                        | 63.1            | 55.3            | 7.8            | 42.5                          | 22.3            | 20.2            | 2.1            |
| 1970        | 112.9                        | 56.8            | 56.1            | 0.7            | 45.9                          | 22.6            | 23.3            | -0.7           |
| 1975        | 290.4                        | 143.0           | 147.4           | -4.4           | 147.5                         | 72.6            | 74.9            | -2.3           |
| 1978        | 355.0                        | 167.6           | 187.4           | -19.8          | 206.4                         | 97.5            | 108.9           | -11.4          |
| 1980        | 570.0                        | 271.2           | 298.8           | -27.6          | 381.4                         | 181.2           | 200.2           | -19.0          |
| 1983        | 860.1                        | 438.3           | 421.8           | 16.5           | 436.2                         | 222.3           | 213.9           | 8.4            |
| 1984        | 1 201.0                      | 580.5           | 620.5           | -40.0          | 535.5                         | 261.4           | 274.1           | -12.7          |
| 1985        | 2 066.7                      | 808.9           | 1 257.8         | -448.9         | 696.0                         | 273.5           | 422.5           | -149.0         |
| 1986        | 2 580.4                      | 1 082.1         | 1 498.3         | -416.2         | 738.5                         | 309.4           | 429.0           | -119.6         |
| 1987        | 3 084.2                      | 1 470.0         | 1 614.2         | -144.2         | 826.5                         | 394.4           | 432.2           | -37.8          |
| 1988        | 3 821.8                      | 1 766.7         | 2 055.1         | -288.4         | 1 027.9                       | 475.2           | 552.8           | -77.6          |
| 1989        | 4 155.9                      | 1 956.0         | 2 199.9         | -243.9         | 1 116.8                       | 525.4           | 591.4           | -66.0          |
| 1990        | 5 560.1                      | 2 985.8         | 2 574.3         | 411.5          | 1 154.4                       | 620.9           | 533.5           | 87.5           |
| 1991        | 7 225.8                      | 3 827.1         | 3 398.7         | 428.4          | 1 356.3                       | 718.4           | 637.9           | 80.5           |
| 1992        | 9 119.6                      | 4 676.3         | 4 443.3         | 233.0          | 1 655.3                       | 849.4           | 805.9           | 43.5           |
| 1993        | 11 271.0                     | 5 285.3         | 5 985.7         | -700.4         | 1 957.1                       | 917.6           | 1 039.5         | -121.9         |

注: 进出口差额负数为入超。

a) When balance are negative, it refers unfavourable balance of trade.

15-13 人民币对主要外币年平均汇价  
AVERAGE EXCHANGE RATE OF FOREIGN CURRENCIES FOR RMB YUAN

| 外币名称<br>Foreign Currency | 外币单位<br>Unit of Foreign Currency | 1991                          |                                | 1992                          |                                | 1993                          |                                |
|--------------------------|----------------------------------|-------------------------------|--------------------------------|-------------------------------|--------------------------------|-------------------------------|--------------------------------|
|                          |                                  | 买 价<br>(人民币元)<br>Buying Price | 卖 价<br>(人民币元)<br>Selling Price | 买 价<br>(人民币元)<br>Buying Price | 卖 价<br>(人民币元)<br>Selling Price | 买 价<br>(人民币元)<br>Buying Price | 卖 价<br>(人民币元)<br>Selling Price |
| 澳大利亚元 Australian Dollar  | 100                              | 413.19                        | 415.26                         | 404.64                        | 406.67                         | 390.52                        | 392.48                         |
| 奥地利先令 Austrian Schilling | 100                              | 45.65                         | 45.88                          | 50.17                         | 50.42                          | 49.42                         | 49.66                          |
| 加拿大元 Canadian Dollar     | 100                              | 462.19                        | 464.51                         | 456.16                        | 458.45                         | 445.71                        | 447.95                         |
| 瑞士法郎 Swiss Franc         | 100                              | 371.68                        | 373.54                         | 392.68                        | 394.65                         | 389.23                        | 391.19                         |
| 德国马克 GFR Mark            | 100                              | 320.88                        | 322.48                         | 353.27                        | 355.04                         | 347.89                        | 349.64                         |
| 丹麦克朗 Danish Krone        | 100                              | 83.25                         | 83.67                          | 91.36                         | 91.82                          | 88.80                         | 89.24                          |
| 芬兰马克 Finnish Markka      | 100                              | 132.15                        | 132.81                         | 123.44                        | 124.06                         | 100.85                        | 101.36                         |
| 法国法郎 French Franc        | 100                              | 94.40                         | 94.87                          | 104.17                        | 104.69                         | 101.65                        | 102.16                         |
| 荷兰盾 Dutch Guilder        | 100                              | 284.94                        | 286.37                         | 313.58                        | 315.15                         | 309.79                        | 311.34                         |
| 挪威克朗 Norwegian Krone     | 100                              | 82.12                         | 82.53                          | 88.78                         | 89.22                          | 81.14                         | 81.55                          |
| 新加坡元 Singapore Dollar    | 100                              | 306.97                        | 308.51                         | 337.41                        | 339.10                         | 355.37                        | 357.15                         |
| 瑞典克朗 Swedish Krone       | 100                              | 87.98                         | 88.42                          | 94.86                         | 95.33                          | 74.01                         | 74.38                          |
| 英镑 British Pound         | 100                              | 938.13                        | 942.63                         | 971.71                        | 976.58                         | 863.88                        | 868.21                         |
| 美元 US Dollar             | 100                              | 530.94                        | 533.60                         | 550.11                        | 552.87                         | 574.75                        | 577.63                         |
| 港元 Hong Kong Dollar      | 100                              | 68.27                         | 68.62                          | 71.06                         | 71.42                          | 74.22                         | 74.59                          |
| 意大利里拉 Italian Lira       | 10 000                           | 42.91                         | 43.13                          | 44.87                         | 45.09                          | 36.65                         | 36.83                          |
| 日元 Japanese Yen          | 100 000                          | 3 950.31                      | 3 970.11                       | 4 349.87                      | 4 371.67                       | 5 188.98                      | 5 214.99                       |
| 比利时法郎 Belgian Franc      | 10 000                           | 1 558.84                      | 1 566.66                       | 1 715.45                      | 1 724.05                       | 1 666.69                      | 1 675.04                       |

## 15-14 海关历年出口商品分类金额

## VALUE OF EXPORTS BY CATEGORY OF COMMODITIES (CUSTOM STATISTICS)

单位: 亿美元

(US \$ 100 000 000)

| 年 份<br>Year | 总 额<br>Total | 初 级 产 品<br>Primary Goods | 食品及主要供<br>食用的活动物<br>Food and<br>Live Animals<br>Chiefly for<br>Food | 饮料及烟类<br>Beverages<br>and<br>Tobacco | 非食用原料<br>Non-Edible<br>Raw<br>Materials | 矿物燃料、<br>润滑油及有<br>关 原 料<br>Mineral Fuels,<br>Lubricants<br>and Related<br>Materials | 动、植物<br>油脂及蜡<br>Animal and<br>Vegetable<br>Oils, Fats<br>and Waxes |
|-------------|--------------|--------------------------|---|--------------------------------------|---|---|--|
| 1980        | 181.49       | 91.14                    | 29.85   | 0.78                                 | 17.11                                   | 42.80   | 0.60   |
| 1981        | 220.07       | 102.48                   | 29.24   | 0.60                                 | 19.48                                   | 52.28   | 0.88   |
| 1982        | 223.21       | 100.50                   | 29.08   | 0.97                                 | 16.53                                   | 53.14   | 0.78   |
| 1983        | 222.26       | 96.20                    | 28.53   | 1.04                                 | 18.92                                   | 46.66   | 1.05   |
| 1984        | 261.39       | 119.34                   | 32.32   | 1.10                                 | 24.21                                   | 60.27   | 1.44   |
| 1985        | 273.50       | 138.28                   | 38.03   | 1.05                                 | 26.53                                   | 71.32   | 1.35   |
| 1986        | 309.42       | 112.72                   | 44.48   | 1.19                                 | 29.08                                   | 36.83   | 1.14   |
| 1987        | 394.37       | 132.31                   | 47.81   | 1.75                                 | 36.50                                   | 45.44   | 0.81   |
| 1988        | 475.16       | 144.06                   | 58.90   | 2.35                                 | 42.57                                   | 39.50   | 0.74   |
| 1989        | 525.38       | 150.78                   | 61.45   | 3.14                                 | 42.12                                   | 43.21   | 0.86   |
| 1990        | 620.91       | 158.86                   | 66.09   | 3.42                                 | 35.37                                   | 52.37   | 1.61   |
| 1991        | 718.43       | 161.45                   | 72.29   | 5.28                                 | 34.84                                   | 47.54   | 1.50   |
| 1992        | 849.40       | 169.89                   | 83.24   | 6.80                                 | 31.43                                   | 46.72   | 1.70   |
| 1993        | 917.63       | 166.75                   | 84.08   | 9.02                                 | 30.52                                   | 41.09   | 2.05   |

续表 i continued

单位: 亿美元

(US \$ 100 000 000)

| 年 份<br>Year | 工 业 制<br>成 品<br>Manufactured<br>Goods | 化 学 品 及<br>有 关 产 品<br>Chemicals<br>and<br>Related<br>Products | 轻纺产品、橡胶制品<br>矿冶产品及其制品<br>Light and<br>Textile Industrial<br>Products, Rubber<br>Products, Minerals<br>and Iron Products | 机 械 及 运<br>输 设 备<br>Machinery<br>and<br>Transport<br>Equipment | 杂 项 制 品<br>Miscellaneous<br>Products | 未 分 类 的<br>其 他 商 品<br>Products<br>Not<br>Otherwise<br>Classified |
|-------------|---------------------------------------|---|---|--|--------------------------------------|--|
| 1980        | 90.05                                 | 11.20   | 39.99   | 8.43   | 28.36                                | 2.07   |
| 1981        | 117.59                                | 13.42   | 47.06   | 10.87  | 37.25                                | 8.99   |
| 1982        | 122.71                                | 11.96   | 43.02   | 12.63  | 37.05                                | 18.05  |
| 1983        | 126.06                                | 12.51   | 43.65   | 12.21  | 38.04                                | 19.65  |
| 1984        | 142.05                                | 13.64   | 50.54   | 14.93  | 46.97                                | 15.97  |
| 1985        | 135.22                                | 13.58   | 44.93   | 7.72   | 34.86                                | 34.13  |
| 1986        | 196.70                                | 17.33   | 58.86   | 10.94  | 49.48                                | 60.09  |
| 1987        | 262.06                                | 22.35   | 85.70   | 17.41  | 62.73                                | 73.87  |
| 1988        | 331.10                                | 28.97   | 104.89  | 27.69  | 82.68                                | 86.87  |
| 1989        | 374.60                                | 32.01   | 108.97  | 38.74  | 107.55                               | 87.33  |
| 1990        | 462.05                                | 37.30   | 125.76  | 55.88  | 126.86                               | 116.25   |
| 1991        | 556.98                                | 38.18   | 144.56  | 71.49  | 166.20                               | 136.55   |
| 1992        | 679.51                                | 43.32   | 161.39  | 132.50   | 342.30                               |  |
| 1993        | 750.88                                | 46.24   | 163.96  | 152.85   | 387.83                               |  |

注: 1992年海关统计改用新商品目录,未分类的其他商品已包含在各大类中。下表同。

a) Since 1992, Customs Statistics has been changed using new commodity catalogue, products not otherwise classified have been included in different kind categories of commodities. The same as following table.

## 15-15 海关历年进口商品分类金额

## VALUE OF IMPORTS BY CATEGORY OF COMMODITIES (CUSTOM STATISTICS)

单位: 亿美元

(US \$ 100 000 000)

| 年 份<br>Year | 总 额<br>Total | 初 级 产 品<br>Primary Goods | 食品及主要供<br>食用的活动物<br>Food and<br>Live Animals<br>Chiefly for<br>Food | 饮料及烟类<br>Beverages<br>and<br>Tobacco | 非食用原料<br>Non-Edible<br>Raw<br>Materials | 矿物燃料、<br>润滑油及有<br>关 原 料<br>Mineral Fuels,<br>Lubricants<br>and Related<br>Materials | 动、植物<br>油脂及蜡<br>Animal and<br>Vegetable<br>Oils, Fats<br>and Waxes |
|-------------|--------------|--------------------------|---|--------------------------------------|---|---|--|
| 1980        | 200.17       | 69.59                    | 29.27   | 0.36                                 | 35.54                                   | 2.03  | 2.39   |
| 1981        | 220.15       | 80.44                    | 36.22   | 2.13                                 | 40.27                                   | 0.83  | 0.99   |
| 1982        | 192.85       | 76.34                    | 42.01   | 1.30                                 | 30.12                                   | 1.83  | 1.08   |
| 1983        | 213.90       | 58.08                    | 31.22   | 0.46                                 | 24.59                                   | 1.11  | 0.70   |
| 1984        | 274.10       | 52.08                    | 23.31   | 1.16                                 | 25.42                                   | 1.39  | 0.80   |
| 1985        | 422.52       | 52.89                    | 15.53   | 2.06                                 | 32.36                                   | 1.72  | 1.22   |
| 1986        | 429.04       | 56.49                    | 16.25   | 1.72                                 | 31.43                                   | 5.04  | 2.05   |
| 1987        | 432.16       | 69.15                    | 24.43   | 2.63                                 | 33.21                                   | 5.39  | 3.49   |
| 1988        | 552.75       | 100.68                   | 34.76   | 3.46                                 | 50.90                                   | 7.87  | 3.69   |
| 1989        | 591.40       | 117.54                   | 41.92   | 2.02                                 | 48.35                                   | 16.50   | 8.75   |
| 1990        | 533.45       | 98.53                    | 33.35   | 1.57                                 | 41.07                                   | 12.72   | 9.82   |
| 1991        | 637.91       | 108.35                   | 27.99   | 2.00                                 | 50.03                                   | 21.14   | 7.19   |
| 1992        | 805.85       | 132.16                   | 31.43   | 2.42                                 | 58.01                                   | 35.46   | 4.84   |
| 1993        | 1 039.50     | 142.15                   | 22.08   | 2.45                                 | 54.42                                   | 58.18   | 5.02   |

续表 1 continued

单位: 亿美元

(US \$ 100 000 000)

| 年 份<br>Year | 工 业 制<br>成 品<br>Manufactured<br>Goods | 化 学 品 及<br>有 关 产 品<br>Chemical<br>and<br>Related<br>Products | 轻纺产品、橡胶制品<br>矿冶产品及其制品<br>Light and<br>Textile Industrial<br>Products, Rubber<br>Products, Minerals<br>and Iron Products | 机 械 及 运<br>输 设 备<br>Machinery<br>and<br>Transport<br>Equipment | 杂 项 制 品<br>Miscellaneous<br>Products | 未 分 类 的<br>其 他 商 品<br>Products<br>Not<br>Otherwise<br>Classified |
|-------------|---------------------------------------|--|---|--|--------------------------------------|--|
| 1980        | 130.58                                | 29.09  | 41.54   | 51.19  | 5.42                                 | 3.34   |
| 1981        | 139.71                                | 26.06  | 40.35   | 58.66  | 5.58                                 | 9.06   |
| 1982        | 116.51                                | 29.36  | 39.06   | 32.04  | 4.86                                 | 11.19  |
| 1983        | 155.82                                | 31.83  | 62.89   | 39.88  | 7.82                                 | 13.40  |
| 1984        | 222.02                                | 42.37  | 73.18   | 72.45  | 11.82                                | 22.20  |
| 1985        | 369.63                                | 44.69  | 118.98  | 162.39   | 19.02                                | 24.55  |
| 1986        | 372.55                                | 37.71  | 111.92  | 167.81   | 18.77                                | 36.34  |
| 1987        | 363.01                                | 50.08  | 97.30   | 146.07   | 18.78                                | 50.78  |
| 1988        | 452.07                                | 91.39  | 104.10  | 166.97   | 19.82                                | 69.79  |
| 1989        | 473.86                                | 75.56  | 123.35  | 182.07   | 20.73                                | 72.15  |
| 1990        | 434.92                                | 66.48  | 89.06   | 168.45   | 21.03                                | 89.90  |
| 1991        | 529.56                                | 92.77  | 104.92  | 196.01   | 24.39                                | 111.47   |
| 1992        | 673.69                                | 112.01   | 192.06  | 313.48   | 55.60                                |  |
| 1993        | 897.35                                | 97.08  | 285.45  | 449.87   | 64.95                                |  |

15-16 海关进出口商品分类金额  
 VALUE OF IMPORTS AND EXPORTS BY CATEGORY OF COMMODITIES  
 (CUSTOM STATISTICS)

单位: 亿美元

(US \$ 100 000 000)

| 商 品 类 别<br>Categories of Commodities  | 1992          |               | 1993          |                 |
|---|---------------|---------------|---------------|-----------------|
|   | 出口<br>Exports | 进口<br>Imports | 出口<br>Exports | 进口<br>Imports   |
| <b>总 额</b><br><b>Total Value</b>  | <b>849.40</b> | <b>805.85</b> | <b>917.63</b> | <b>1 039.50</b> |
| <b>活动物; 动物产品</b><br><b>Live Animals, Animal Products</b>  | <b>27.90</b>  | <b>5.10</b>   | <b>25.63</b>  | <b>5.50</b>     |
| 活动物<br>Live Animals   | 4.79          | 0.20          | 4.53          | 0.19            |
| 肉及食用杂碎<br>Meat and Edible Haslets   | 3.72          | 0.57          | 3.17          | 0.68            |
| 鱼、甲壳动物、软体动物及其他水生无脊椎动物<br>Fish, Shellfish, Mollusks and Other Aquatic Invertebrates  | 13.66         | 3.23          | 12.54         | 3.64            |
| 乳品; 蛋品; 天然蜂蜜; 其他食用动物产品<br>Dairy Products, Eggs, Natural Honey, Other Edible Animal Products   | 1.59          | 0.69          | 1.43          | 0.57            |
| <b>植物产品</b><br><b>Vegetables, Fruits and Cereals</b>  | <b>42.80</b>  | <b>19.87</b>  | <b>43.72</b>  | <b>12.77</b>    |
| 食用蔬菜、根及块茎<br>Edible Vegetables, Roots and Stem Tubers   | 10.53         | 0.38          | 11.34         | 0.25            |
| 食用水果及坚果; 甜瓜或柑桔属水果的果皮<br>Edible Fruits and Nuts, Muskmelon and Orange Peels  | 2.83          | 0.41          | 3.45          | 0.45            |
| 咖啡、茶、马黛茶及调味香料<br>Coffee, Tea and Spices   | 4.63          | 0.24          | 4.65          | 0.14            |
| 谷物<br>Cereals   | 14.85         | 16.77         | 14.73         | 9.97            |
| 含油子仁及果实; 杂项子仁及果实; 工业用或药用植物; 稻草、秸秆及饲料<br>Oil Seeds and Oleaginous Fruits, Other Seeds and Fruits, Plants for Industrial and Medicinal Use, Rice Straw and Forage | 8.55          | 1.16          | 7.93          | 1.03            |
| <b>动植物油脂及分解产品; 精制食用油脂; 动植物蜡</b><br><b>Animal and Vegetable Oil, Fats and Waxes, Refined Edible Oils and Fats</b>  | <b>1.40</b>   | <b>5.40</b>   | <b>2.07</b>   | <b>5.16</b>     |
| <b>食品、饮料、酒及醋; 烟草及代用品的制品</b><br><b>Foods, Beverages, Liquor and Vinegar, Tobacco and Tobacco Substitutes</b>   | <b>32.95</b>  | <b>10.93</b>  | <b>36.20</b>  | <b>8.43</b>     |
| 肉鱼甲壳和软体动物及其他水生无脊椎动物制品<br>Meat, Fish and Shellfish Products Mollusks and Other Aquatic Products  | 3.95          | 0.07          | 6.02          | 0.05            |
| 糖及甜食<br>Sugar and Sugar Products  | 6.72          | 2.73          | 6.55          | 1.33            |
| 谷物、粮食粉、淀粉或乳的制品; 糕饼点心<br>Cereals, Grain, Starches or Milk and Pastry Products  | 1.28          | 0.16          | 1.23          | 0.24            |
| 蔬菜水果坚果或植物其他部分的制品<br>Products of Vegetables, Fruits and Nuts   | 6.88          | 0.14          | 6.84          | 0.26            |
| 饮料、酒及醋<br>Beverages, Liquor and Vinegar   | 3.29          | 0.35          | 2.99          | 0.47            |
| 烟草、烟草及烟草代用品的制品<br>Tobacco, Products of Tobacco and Tobacco Substitutes  | 4.41          | 2.04          | 6.40          | 2.00            |
| <b>矿产品</b><br><b>Minerals</b>   | <b>56.17</b>  | <b>47.81</b>  | <b>48.75</b>  | <b>71.57</b>    |
| 盐; 硫磺; 泥土及石料; 石膏料、石灰及水泥<br>Salt, Sulphur, Clay and Rock, Plaster Stone, Lime and Cement   | 8.23          | 0.61          | 6.92          | 1.24            |
| 矿砂、矿渣及矿灰<br>Ore, Slag and Mortar  | 1.02          | 11.49         | 0.74          | 12.14           |
| 矿物燃料、矿物油及蒸馏产品; 沥青物质; 矿物蜡<br>Mineral Fuels, Lubricants, Asphalt, Mineral Waxes   | 46.92         | 35.71         | 41.09         | 58.19           |
| <b>化学工业及其相关工业的产品</b><br><b>Chemicals and Related Products</b>   | <b>41.23</b>  | <b>71.75</b>  | <b>43.98</b>  | <b>56.10</b>    |
| 有机化学品<br>Organic Chemicals  | 14.04         | 18.75         | 15.41         | 17.08           |
| 药品<br>Medicinal and Pharmaceutical Products   | 4.60          | 3.19          | 4.27          | 2.63            |
| 肥料<br>Fertilizers   | 0.30          | 30.04         | 0.48          | 14.79           |
| 鞣料和染料浸膏; 鞣酸及衍生物;<br>Tanning and Dyeing Extracts, Tannic   |               |               |               |                 |



单位: 亿美元

续表 1 continued

(US \$ 100 000 000)

| 商 品 类 别   | Categories of Commodities   | 1992          |               | 1993          |               |
|---|---|---------------|---------------|---------------|---------------|
|   |   | 出口<br>Exports | 进口<br>Imports | 出口<br>Exports | 进口<br>Imports |
| 染料及其他着色料;油漆清漆;<br>油灰及类似胶粘剂;墨水、油墨<br>精油及香膏;芳香料制品及化妆盥<br>洗品 | Acid, Coloring and Dyeing Materials,<br>Paint and Lacquer, Putty, Printing Ink<br>Essential Oils and Perfumed Materials,<br>Cosmetics | 3.54          | 5.00          | 3.73          | 5.92          |
| 塑料及其制品: 橡胶及其制品  | Plastics and Related Products, Rubber<br>and Related Products   | 18.29         | 53.09         | 21.98         | 55.55         |
| 塑料及其制品  | Plastics and Related Products   | 15.16         | 47.54         | 18.25         | 49.56         |
| 橡胶及其制品  | Rubber and Related Products   | 3.13          | 5.55          | 3.73          | 5.99          |
| 生皮、皮革、毛皮及制品; 鞍具挽<br>具; 旅行用品、手提包及类似物品;<br>动物肠线(蛋胺丝除外)制品    | Raw Hides, Leather, Furs and Related<br>Products, Saddle, Travel Articles,<br>Handbags and Similar Containers                         | 29.13         | 13.94         | 34.42         | 18.43         |
| 生皮(毛皮除外)及皮革   | Raw Hides and Leather   | 1.56          | 11.88         | 1.50          | 15.81         |
| 皮革制品; 鞍具挽具; 旅行用品、<br>手提包及类似容器; 动物肠线制品                     | Leather Products, Saddle, Travel Ar-<br>ticles, Handbags and Similar Containers   | 24.27         | 0.58          | 28.91         | 0.68          |
| 毛皮、人造毛皮及其制品   | Furs, Artificial Furs and Related Products  | 3.30          | 1.48          | 4.01          | 1.94          |
| 木及木制品; 木炭; 软木及软木制<br>品; 稻草、秸秆、针茅或其他编结<br>材料制品; 筐篾及柳条编结品   | Wood and Wooden Products, Charcoal, Cork<br>and Related Products, Rice Straw Plaited<br>Products, Baskets and Wickerwork              | 11.74         | 14.20         | 12.54         | 15.96         |
| 木浆及其他纤维状纤维素浆; 纸及<br>纸板的废碎品; 纸、纸板及其制品                      | Paper Pulp and Cellulose Pulp, Paper Waste<br>Paper, Paperboard and Related Products  | 5.25          | 21.84         | 6.30          | 20.35         |
| 木浆及其他纤维状纤维素浆; 纸及<br>纸板的废碎品                                | Paper Pulp and Cellulose Pulp, Paper<br>Waste   | 0.02          | 4.14          | 0.04          | 2.94          |
| 纸及纸板; 纸浆、纸或纸板制品   | Paper and Paperboard, Paper Pulp, Paper or<br>Paperboard Products   | 4.35          | 16.53         | 5.02          | 16.20         |
| 纺织原料及纺织制品   | Textile Materials and Products  | 246.17        | 101.14        | 260.67        | 96.70         |
| 蚕丝  | Natural Silk  | 9.44          | 1.74          | 7.88          | 1.81          |
| 羊毛、动物细毛或粗毛; 马毛纱<br>线及其机织物                                 | Wool, Wool Yarn and Woolen Woven Fabrics  | 7.13          | 12.82         | 6.08          | 11.90         |
| 棉花  | Cotton  | 25.67         | 17.19         | 27.84         | 12.36         |
| 其他植物纤维纤维; 纸纱线及其<br>机织物                                    | Other Textile Fiber, Yarn and Related<br>Woven Fabrics  | 3.61          | 1.31          | 3.82          | 1.60          |
| 化学纤维长丝  | Chemical Fiber, Continuous Filament   | 2.40          | 22.59         | 2.37          | 23.74         |
| 化学纤维短纤  | Chemical Fiber, Staple Fiber  | 15.05         | 19.79         | 14.56         | 18.44         |
| 絮胎毡呢及无纺布; 特种纱线; 瓦<br>线绳索及制品                               | Wadding, Felt and Adhesive-Bond Fabrics,<br>Special Yarn, Thread, Rope, Cable and Related Products                                    | 0.95          | 2.97          | 1.13          | 2.93          |
| 地毯及纺织材料的其他辅地制品  | Carpets and Related Products  | 5.18          | 0.27          | 5.20          | 0.30          |
| 特种机织物; 簇绒织物; 花边;<br>装饰毯; 装饰带; 刺绣品                         | Special Woven Fabrics, Lace, Embroidery   | 2.45          | 3.76          | 2.40          | 3.78          |
| 浸渍、涂布、包覆或层压织物;<br>工业用纺织制品                                 | Coated Textiles, Textile Products for<br>Industrial Use   | 0.59          | 8.34          | 0.71          | 7.53          |
| 针织物及钩编织物  | Knitwear and Crocheted Fabrics  | 4.99          | 5.99          | 5.44          | 6.89          |
| 针织或钩编的服装及衣着附件   | Knitted or Crocheted Garments and<br>Clothing Accessories   | 46.39         | 1.38          | 50.33         | 1.32          |
| 非针织或钩编的服装及衣着附件  | Garments Not Knitted or Crocheted   | 105.26        | 2.64          | 115.43        | 3.77          |
| 其他纺织制成品; 成套物品; 旧衣<br>着旧纺织品; 碎织物                           | Other Textile Products, Secondhand<br>Garments  | 17.06         | 0.35          | 17.48         | 0.33          |
| 鞋、帽、伞、杖、鞭及其零件; 已<br>加工的羽毛及其制品; 人造花;<br>人发制品               | Footwear, Headgear, Umbrellas, Canes,<br>Whips, Processed Feather, Artificial<br>Flowers, Wigs  | 51.44         | 5.06          | 62.92         | 5.13          |
| 鞋靴、护腿和类似品及其零件   | Parts of Footwear, Gaiters  | 42.42         | 3.77          | 52.81         | 3.80          |
| 帽类及其零件  | Headgear And Accessories  | 2.17          | 0.05          | 2.52          | 0.06          |

续表 2 continued

单位: 亿美元

(US \$ 100 000 000)

| 商 品 类 别<br>Categories of Commodities  | 1992           |                | 1993           |                |
|---|----------------|----------------|----------------|----------------|
|   | 出 口<br>Exports | 进 口<br>Imports | 出 口<br>Exports | 进 口<br>Imports |
| 雨伞阳伞、手杖、鞭子马鞭及其零件 Umbrellas, Canes, Whips and Accessories  | 2.84           | 0.90           | 3.34           | 0.92           |
| 已加工羽毛、羽绒及其制品; 人造花; 人发制品 Processed Feathers and Related Products, Artificial Flowers, Wigs   | 4.01           | 0.34           | 4.25           | 0.35           |
| 石膏石膏水泥石棉云母及类似材料 Gypsum, Cement, Asbestos, Mica, Ceramic   | 13.00          | 4.57           | 13.29          | 5.50           |
| 的制品; 陶瓷产品; 玻璃及其制品 Glass   |                |                |                |                |
| 石膏、石膏、水泥、石棉、云母及类似材料制品 Gypsum, Cement, Asbestos, Mica and Related Products   | 2.95           | 0.75           | 3.70           | 1.06           |
| 陶瓷产品 Ceramics   | 7.14           | 0.93           | 6.73           | 1.36           |
| 玻璃及其制品 Glass and Glassware  | 2.91           | 2.89           | 2.86           | 3.08           |
| 天然或养殖珍珠、宝石或半宝石、贵金属、包贵金属及其制品; 仿首饰或 Semi-Precious Stones, Jewellery of Precious Metal or Rolled Precious Metal, Artificial Jewellery, Coins             | 10.05          | 8.60           | 8.82           | 8.48           |
| 贱金属及其制品 Base Metals and Related Products  | 45.51          | 78.44          | 46.72          | 165.53         |
| 钢铁 Iron and Steel   | 11.13          | 35.83          | 8.42           | 120.58         |
| 钢铁制品 Iron and Steel Products  | 12.74          | 14.68          | 14.47          | 18.38          |
| 铜及其制品 Copper and Related Products   | 2.39           | 15.65          | 2.12           | 14.86          |
| 镍及其制品 Nickel and Related Products   | 0.05           | 0.99           | 0.04           | 0.57           |
| 铝及其制品 Aluminum and Related Products   | 2.73           | 6.69           | 2.69           | 5.82           |
| 铅及其制品 Lead and Related Products   | 0.56           | 0.07           | 0.40           | 0.06           |
| 锌及其制品 Zinc and Related Products   | 1.12           | 0.67           | 1.94           | 0.75           |
| 锡及其制品 Tin and Related Products  | 1.59           | 0.13           | 1.88           | 0.17           |
| 机器、机械器具、电气设备及其附件; 录音机及放声机、电视图象声音的录制和重放设备及零附件 Machinery, Electric Equipment and Accessories, Recorders, Videorecorder and Accessories                  | 115.43         | 244.62         | 139.08         | 358.41         |
| 车辆、航空器、船舶及有关运输设备 Locomotives, Vehicles, Aircraft, Ship and Related Transportation Equipment   | 22.03          | 61.62          | 19.27          | 86.93          |
| 铁道及电车道机车、车辆及零件; 铁道及电车轨道固定装置及零附件; 各种机械(电动); 交通信号设备 Rail Locomotives, Trams and Accessories, Fixed Track Equipment, Signal Equipment for Transportation | 3.38           | 0.61           | 3.03           | 0.90           |
| 车辆及其零件、附件, 但铁道及电车道车辆除外 Vehicles and Related Parts and Accessories   | 10.15          | 36.14          | 12.00          | 54.90          |
| 船舶及浮动结构体 Ships and Related Products   | 4.80           | 4.52           | 2.41           | 8.43           |
| 光学、照相、电影、计量、检验、医疗或外科用仪器设备、精密仪器及设备; 钟表; 乐器; 及其零附件 and Equipment, Clocks, Musical Instruments, Related Parts and Accessories                            | 23.29          | 29.91          | 26.85          | 33.80          |
| 其他 Other  | 55.62          | 7.96           | 64.42          | 9.20           |

15-17 我国同各国(地区)海关进出口总额  
CHINA'S FOREIGN TRADE WITH RELATED COUNTRIES AND REGIONS  
(CUSTOM STATISTICS)

单位: 万美元

(US \$ 10 000)

| 国 别 (地区)<br>Country (Region)             | 1992              |                  |                  | 1993              |                  |                   |
|--|-------------------|------------------|------------------|-------------------|------------------|-------------------|
|  | 进出口总额<br>Total    | 出口总额<br>Exports  | 进口总额<br>Imports  | 进出口总额<br>Total    | 出口总额<br>Exports  | 进口总额<br>Imports   |
| <b>总 计 Total</b>                         | <b>16 552 539</b> | <b>8 494 006</b> | <b>8 058 533</b> | <b>19 571 336</b> | <b>9 176 291</b> | <b>10 395 045</b> |
| <b>亚洲 Asia</b>                           | <b>11 008 741</b> | <b>6 106 696</b> | <b>4 902 045</b> | <b>11 521 177</b> | <b>5 263 591</b> | <b>6 257 586</b>  |
| 阿富汗 Afghanistan                          | 2 567             | 2 361            | 206              | 3 492             | 3 235            | 257               |
| 巴林 Bahrain                               | 1 209             | 1 000            | 209              | 2 843             | 2 317            | 526               |
| 孟加拉国 Bangladesh                          | 22 072            | 21 477           | 595              | 21 157            | 20 285           | 872               |
| 文莱 Brunei                                | 1 540             | 1 027            | 513              | 1 064             | 1 064            |                   |
| 缅甸 Burma                                 | 39 044            | 25 917           | 13 127           | 48 953            | 32 470           | 16 483            |
| 柬埔寨 Cambodia                             | 1 295             | 1 277            | 18               | 2 153             | 2 032            | 121               |
| 塞浦路斯 Cyprus                              | 3 849             | 3 528            | 321              | 3 921             | 3 350            | 571               |
| 朝鲜 Democratic People's Republic of Korea | 69 657            | 54 111           | 15 546           | 89 964            | 60 235           | 29 729            |
| 香港 Hong Kong                             | 5 804 582         | 3 751 223        | 2 053 359        | 3 253 656         | 2 206 391        | 1 047 265         |
| 印度 India                                 | 33 942            | 15 844           | 18 098           | 67 573            | 25 916           | 41 657            |
| 印度尼西亚 Indonesia                          | 202 570           | 47 144           | 155 426          | 214 302           | 69 167           | 145 135           |
| 伊朗 Iran                                  | 43 662            | 33 564           | 10 098           | 71 271            | 40 269           | 31 002            |
| 伊拉克 Iraq                                 | 127               | 67               | 60               | 552               | 487              | 65                |
| 日本 Japan                                 | 2 536 117         | 1 167 871        | 1 368 246        | 3 903 271         | 1 577 941        | 2 325 330         |
| 约旦 Jordan                                | 9 633             | 7 077            | 2 556            | 11 712            | 7 679            | 4 033             |
| 科威特 Kuwait                               | 6 288             | 5 996            | 292              | 9 971             | 8 755            | 1 216             |
| 老挝 Laos                                  | 3 153             | 2 785            | 368              | 4 063             | 3 712            | 351               |
| 黎巴嫩 Lebanon                              | 6 230             | 6 206            | 24               | 7 997             | 7 903            | 94                |
| 澳门 Macao                                 | 69 407            | 52 869           | 16 538           | 67 825            | 52 433           | 15 392            |
| 马来西亚 Malaysia                            | 147 562           | 64 544           | 83 010           | 178 824           | 70 428           | 108 396           |
| 马尔代夫 Maldives                            | 110               | 49               | 61               | 410               | 320              | 90                |
| 蒙古 Mongolia                              | 18 387            | 13 576           | 4 811            | 15 097            | 8 158            | 6 939             |
| 尼泊尔 Nepal                                | 3 577             | 3 501            | 76               | 3 540             | 3 352            | 188               |
| 阿曼 Oman                                  | 45 509            | 818              | 44 691           | 57 210            | 1 103            | 56 107            |
| 巴基斯坦 Pakistan                            | 64 256            | 55 143           | 9 113            | 84 863            | 75 222           | 9 641             |
| 菲律宾 Philippines                          | 36 467            | 20 956           | 15 511           | 49 476            | 28 130           | 21 346            |
| 卡塔尔 Qatar                                | 7 747             | 831              | 6 916            | 5 284             | 1 088            | 4 196             |
| 沙特阿拉伯 Saudi Arabia                       | 57 167            | 44 426           | 12 741           | 69 733            | 57 869           | 11 864            |
| 新加坡 Singapore                            | 326 680           | 203 087          | 123 593          | 489 057           | 224 496          | 264 561           |
| 韩国 Republic of Korea                     | 502 771           | 240 491          | 262 280          | 822 010           | 286 019          | 535 991           |
| 斯里兰卡 Sri Lanka                           | 11 273            | 10 706           | 567              | 14 332            | 13 699           | 633               |
| 叙利亚 Syria                                | 7 894             | 7 742            | 152              | 12 206            | 12 014           | 192               |
| 泰国 Thailand                              | 131 935           | 89 481           | 42 454           | 135 191           | 75 047           | 60 144            |
| 土耳其 Turkey                               | 17 747            | 6 892            | 10 855           | 66 324            | 16 569           | 49 755            |
| 阿联酋 United Arab Emirates                 | 60 848            | 54 296           | 6 552            | 81 787            | 71 140           | 10 647            |
| 也门共和国 Arab Republic of Yemen             | 14 830            | 7 440            | 7 390            | 36 680            | 11 174           | 25 506            |
| 越南 Viet Nam                              | 17 907            | 10 636           | 7 271            | 39 864            | 27 600           | 12 264            |
| 台湾 Taiwan                                | 655 948           | 69 351           | 586 597          | 1 439 492         | 146 178          | 1 293 314         |
| <b>非洲 Africa</b>                         | <b>180 632</b>    | <b>130 194</b>   | <b>50 438</b>    | <b>253 056</b>    | <b>152 743</b>   | <b>100 313</b>    |
| 阿尔及利亚 Algeria                            | 3 004             | 2 734            | 270              | 4 019             | 3 355            | 664               |
| 安哥拉 Angola                               | 3 788             | 847              | 2 941            | 19 192            | 1 121            | 18 071            |
| 贝宁 Benin                                 | 2 274             | 2 219            | 55               | 5 363             | 5 362            | 1                 |
| 布隆迪 Burundi                              | 362               | 360              | 2                | 376               | 371              | 5                 |
| 喀麦隆 Cameroon                             | 2 564             | 960              | 1 604            | 650               | 642              | 8                 |
| 加那利群岛 Canary Islands                     | 1 100             | 1 040            | 60               | 1 102             | 956              | 146               |
| 中非 Central Africa                        | 17                | 16               | 1                | 328               | 322              | 6                 |
| 塞卜泰 Ceuta                                | 646               | 645              | 1                | 297               | 294              | 3                 |
| 刚果 Congo                                 | 632               | 588              | 44               | 1 399             | 771              | 628               |
| 吉布提 Djibouti                             | 1 591             | 1 590            | 1                | 1 133             | 1 120            | 13                |
| 埃及 Egypt                                 | 17 565            | 17 456           | 109              | 22 384            | 19 960           | 2 424             |
| 埃塞俄比亚 Ethiopia                           | 736               | 736              |                  | 2 224             | 2 224            |                   |
| 加蓬 Gabon                                 | 4 977             | 153              | 4 824            | 6 971             | 190              | 6 781             |
| 冈比亚 Gambia                               | 5 205             | 5 194            | 11               | 7 032             | 6 999            | 33                |

单位: 万美元

续表 1 continued

(US \$ 10 000)

| 国 别 (地区)<br>Country (Region)   | 1992             |                  |                  | 1993             |                  |                  |
|--------------------------------|------------------|------------------|------------------|------------------|------------------|------------------|
|                                | 进出口总额<br>Total   | 出口总额<br>Exports  | 进口总额<br>Imports  | 进出口总额<br>Total   | 出口总额<br>Exports  | 进口总额<br>Imports  |
| 加纳 Ghana                       | 2 928            | 2 398            | 530              | 4 499            | 3 858            | 641              |
| 几内亚 Guinea                     | 3 089            | 3 073            | 16               | 4 611            | 3 160            | 1 451            |
| 几内亚(比绍) Guinea-Bissau          | 240              | 240              |                  | 377              | 272              | 105              |
| 科特迪瓦 Cote D'Ivoire             | 3 039            | 2 805            | 234              | 5 638            | 5 219            | 419              |
| 肯尼亚 Kenya                      | 3 143            | 2 919            | 224              | 5 113            | 4 728            | 385              |
| 利比里亚 Liberia                   | 11 570           | 11 570           |                  | 1 006            | 470              | 536              |
| 利比亚 Libya                      | 17 642           | 8 663            | 8 979            | 16 653           | 4 524            | 12 129           |
| 马达加斯加 Madagascar               | 619              | 443              | 176              | 751              | 616              | 135              |
| 马里 Mali                        | 4 034            | 543              | 3 491            | 1 155            | 1 155            |                  |
| 毛里塔尼亚 Mauritania               | 1 478            | 1 470            | 8                | 475              | 475              |                  |
| 毛里求斯 Mauritius                 | 2 358            | 2 345            | 13               | 2 636            | 2 597            | 39               |
| 摩洛哥 Morocco                    | 14 461           | 10 411           | 4 050            | 12 383           | 9 444            | 2 939            |
| 莫桑比克 Mozambique                | 5 912            | 2 073            | 3 839            | 2 327            | 1 655            | 672              |
| 尼日尔 Niger                      | 275              | 275              |                  | 1 495            | 1 492            | 3                |
| 尼日利亚 Nigeria                   | 9 696            | 9 100            | 596              | 12 129           | 12 076           | 53               |
| 留尼汪 Reunion                    | 314              | 312              | 2                | 374              | 374              |                  |
| 卢旺达 Rwanda                     | 407              | 406              | 1                | 309              | 308              | 1                |
| 塞内加尔 Senegal                   | 2 676            | 2 622            | 54               | 2 912            | 2 620            | 292              |
| 塞舌尔 Seychelles                 | 86               | 83               | 3                | 133              | 133              |                  |
| 塞拉利昂 Sierra Leone              | 685              | 685              |                  | 1 297            | 1 291            | 6                |
| 索马里 Somalia                    | 636              | 524              | 112              | 158              | 67               | 91               |
| 南非 South Africa                |                  |                  |                  | 65 827           | 24 603           | 41 224           |
| 苏丹 Sudan                       | 5 290            | 4 367            | 923              | 3 025            | 3 011            | 14               |
| 坦桑尼亚 Tanzania                  | 10 869           | 10 799           | 70               | 4 067            | 3 952            | 115              |
| 多哥 Togo                        | 7 698            | 7 532            | 166              | 10 995           | 10 897           | 98               |
| 突尼斯 Tunisia                    | 5 190            | 2 850            | 2 340            | 5 845            | 2 840            | 3 005            |
| 乌干达 Uganda                     | 710              | 710              |                  | 626              | 624              | 2                |
| 布基纳法索 Burkina Faso             | 1 528            | 250              | 1 278            | 939              | 939              |                  |
| 扎伊尔 Zaire                      | 1 337            | 777              | 560              | 2 480            | 2 176            | 304              |
| 赞比亚 Zambia                     | 2 162            | 537              | 1 625            | 1 818            | 721              | 1 097            |
| 津巴布韦 Zimbabwe                  | 12 533           | 2 743            | 9 790            | 6 007            | 875              | 5 132            |
| <b>欧洲 Europe</b>               | <b>2 745 034</b> | <b>1 136 364</b> | <b>1 608 670</b> | <b>4 041 433</b> | <b>1 642 859</b> | <b>2 398 574</b> |
| #比利时 Belgium                   | 99 821           | 53 952           | 45 869           | 139 259          | 60 619           | 78 640           |
| 丹麦 Denmark                     | 29 130           | 15 205           | 13 925           | 42 412           | 19 866           | 22 546           |
| 英国 United Kingdom              | 193 647          | 92 284           | 101 363          | 359 225          | 192 857          | 166 368          |
| 德国 Federal Republic of Germany | 646 303          | 244 799          | 401 504          | 1 000 825        | 396 846          | 603 979          |
| 法国 France                      | 225 902          | 76 351           | 149 551          | 293 571          | 129 054          | 164 517          |
| 爱尔兰 Ireland                    | 4 465            | 2 324            | 2 141            | 8 578            | 5 923            | 2 655            |
| 意大利 Italy                      | 284 331          | 109 525          | 174 806          | 404 232          | 130 490          | 273 742          |
| 卢森堡 Luxembourg                 | 1 292            | 147              | 1 145            | 3 557            | 513              | 3 044            |
| 荷兰 The Netherlands             | 170 854          | 120 033          | 50 821           | 232 274          | 160 883          | 71 391           |
| 希腊 Greece                      | 9 577            | 8 235            | 1 442            | 14 607           | 11 503           | 3 104            |
| 葡萄牙 Portugal                   | 6 693            | 4 400            | 2 293            | 11 235           | 7 394            | 3 841            |
| 西班牙 Spain                      | 68 420           | 32 912           | 35 508           | 100 695          | 53 362           | 47 333           |
| 奥地利 Austria                    | 39 097           | 6 954            | 32 143           | 43 311           | 11 723           | 31 588           |
| 保加利亚 Bulgaria                  | 7 820            | 1 981            | 5 839            | 17 346           | 3 642            | 13 704           |
| 原捷克斯洛伐克 Former Czechoslovakia  | 21 334           | 3 763            | 17 571           |                  |                  |                  |
| 捷克 Czechia                     |                  |                  |                  | 33 958           | 7 386            | 26 572           |
| 斯洛伐克 Slovakia                  |                  |                  |                  | 4 085            | 956              | 3 129            |
| 芬兰 Finland                     | 34 493           | 9 263            | 25 230           | 42 597           | 10 360           | 32 237           |
| 直布罗陀 Gibraltar                 | 559              | 550              | 9                | 471              | 466              | 5                |
| 匈牙利 Hungary                    | 6 389            | 4 500            | 1 889            | 22 693           | 16 502           | 6 191            |
| 冰岛 Iceland                     | 247              | 149              | 98               | 653              | 395              | 258              |
| 马耳他 Malta                      | 1 577            | 1 572            | 5                | 1 406            | 1 228            | 178              |
| 挪威 Norway                      | 30 845           | 14 333           | 16 512           | 25 307           | 12 064           | 13 243           |
| 波兰 Poland                      | 20 946           | 11 924           | 9 020            | 47 206           | 24 837           | 22 369           |
| 罗马尼亚 Romania                   | 28 906           | 7 760            | 21 146           | 49 889           | 12 005           | 37 884           |
| 瑞典 Sweden                      | 69 100           | 21 525           | 47 575           | 99 317           | 32 247           | 67 070           |
| 瑞士 Switzerland                 | 68 268           | 15 978           | 52 290           | 128 122          | 27 870           | 100 252          |
| 南斯拉夫 Yugoslavia                |                  |                  |                  | 4 289            | 524              | 3 765            |
| 斯洛文尼亚 Slovak Republic          |                  |                  |                  | 1 453            | 584              | 869              |
| 克罗地亚 Croatia                   |                  |                  |                  | 4 139            | 81               | 4 058            |
| 马其顿 Macedonia                  |                  |                  |                  | 1 098            | 46               | 1 052            |
| 波黑共和国 Bosnia and Herzegovina   |                  |                  |                  | 2                |                  | 2                |
| 爱沙尼亚 Estonia                   | 2 719            | 742              | 1 977            | 1 522            | 444              | 1 078            |
| 拉脱维亚 Latvia                    | 431              | 146              | 285              | 1 943            | 563              | 1 380            |

单位: 万美元

续表 2 continued

(US \$ 10 000)

| 国 别 (地区)<br>Country (Region) |                             | 1992           |                 |                 | 1993           |                 |                 |
|------------------------------|-----------------------------|----------------|-----------------|-----------------|----------------|-----------------|-----------------|
|                              |                             | 进出口总额<br>Total | 出口总额<br>Exports | 进口总额<br>Imports | 进出口总额<br>Total | 出口总额<br>Exports | 进口总额<br>Imports |
| 立陶宛                          | Lithuania                   | 1 223          | 438             | 785             | 1 631          | 306             | 1 325           |
| 格鲁吉亚                         | Georgia                     | 367            | 221             | 146             | 924            | 493             | 431             |
| 亚美尼亚                         | Armenia                     | 107            | 107             |                 | 2 074          | 504             | 1 570           |
| 阿塞拜疆                         | Azerbaijan                  | 149            | 106             | 43              | 440            | 128             | 312             |
| 白俄罗斯                         | Belorussia                  | 6 081          | 902             | 5 179           | 5 845          | 2 044           | 3 801           |
| 哈萨克                          | Kazakhstan                  | 36 829         | 22 712          | 14 117          | 43 473         | 17 169          | 26 304          |
| 吉尔吉斯                         | Kirghizia                   | 3 549          | 1 885           | 1 664           | 10 242         | 3 655           | 6 587           |
| 摩尔多瓦                         | Moldavia                    | 7              | 5               | 2               | 130            | 41              | 89              |
| 俄罗斯联邦                        | Russia                      | 586 240        | 233 632         | 352 608         | 767 926        | 269 182         | 498 744         |
| 塔吉克                          | Tadzhikistan                | 275            | 195             | 80              | 1 235          | 648             | 587             |
| 土库曼                          | Turkmenistan                | 450            | 409             | 41              | 465            | 385             | 80              |
| 乌克兰                          | Ukraine                     | 22 347         | 8 933           | 13 414          | 58 708         | 9 437           | 49 271          |
| 乌兹别克                         | Uzbekistan                  | 5 252          | 3 889           | 1 363           | 5 425          | 4 280           | 1 145           |
| 拉丁美洲                         | Latin America               | 297 573        | 107 596         | 189 977         | 370 716        | 177 621         | 193 095         |
| #阿根廷                         | Argentina                   | 32 427         | 12 415          | 20 012          | 46 760         | 24 769          | 21 991          |
| 巴巴多斯                         | Barbados                    | 112            | 112             |                 | 111            | 111             |                 |
| 玻利维亚                         | Bolivia                     | 534            | 534             |                 | 407            | 407             |                 |
| 巴西                           | Brazil                      | 58 408         | 6 476           | 51 932          | 105 526        | 19 217          | 86 309          |
| 智利                           | Chile                       | 53 779         | 12 815          | 40 964          | 48 579         | 20 413          | 28 166          |
| 哥伦比亚                         | Colombia                    | 3 636          | 1 331           | 2 305           | 2 515          | 2 437           | 78              |
| 多米尼加联邦                       | Commonwealth of Dominica    | 717            | 713             | 4               | 2 089          | 2 086           | 3               |
| 古巴                           | Cuba                        | 38 307         | 20 023          | 18 284          | 25 071         | 17 707          | 7 364           |
| 库腊索岛                         | Curacao                     | 106            | 106             |                 | 159            | 159             |                 |
| 多米尼加共和国                      | Dominican Republic          | 2 018          | 2 017           | 1               | 3 675          | 3 675           |                 |
| 厄瓜多尔                         | Ecuador                     | 2 100          | 1 748           | 352             | 4 507          | 4 181           | 326             |
| 危地马拉                         | Guatemala                   | 1 735          | 1 730           | 5               | 2 523          | 2 499           | 24              |
| 洪都拉斯                         | Honduras                    | 1 028          | 1 025           | 3               | 2 134          | 2 114           | 20              |
| 牙买加                          | Jamaica                     | 847            | 847             |                 | 1 325          | 1 271           | 54              |
| 墨西哥                          | Mexico                      | 27 173         | 15 774          | 11 399          | 28 051         | 15 569          | 12 482          |
| 尼加拉瓜                         | Nicaragua                   | 123            | 102             | 21              | 193            | 170             | 23              |
| 巴拿马                          | Panama                      | 13 508         | 13 200          | 308             | 36 060         | 35 013          | 1 047           |
| 巴拉圭                          | Paraguay                    | 3 672          | 1 132           | 2 540           | 3 115          | 2 895           | 220             |
| 秘鲁                           | Peru                        | 34 554         | 3 547           | 31 007          | 31 069         | 6 158           | 24 911          |
| 波多黎各                         | Puerto Rico                 | 585            | 559             | 26              | 806            | 796             | 10              |
| 萨尔瓦多                         | El Salvador                 | 940            | 910             | 30              | 2 259          | 2 228           | 31              |
| 苏里南                          | Surinam                     | 334            | 286             | 48              | 445            | 422             | 23              |
| 特立尼达和多巴哥                     | Trinidad and Tobago         | 667            | 390             | 277             | 920            | 868             | 52              |
| 乌拉圭                          | Uruguay                     | 11 119         | 1 790           | 9 329           | 9 851          | 3 188           | 6 663           |
| 委内瑞拉                         | Venezuela                   | 6 849          | 5 954           | 895             | 9 553          | 6 530           | 3 023           |
| 北美洲                          | North America               | 2 007 497      | 924 730         | 1 082 767       | 3 023 447      | 1 816 318       | 1 207 129       |
| #加拿大                         | Canada                      | 257 976        | 65 319          | 192 657         | 257 280        | 119 769         | 137 511         |
| 美国                           | United States               | 1 749 521      | 859 411         | 890 110         | 2 766 167      | 1 696 549       | 1 069 618       |
| 大洋洲及太平洋                      | Oceanic and Pacific Islands |                |                 |                 |                |                 |                 |
| 洋岛屿                          |                             | 285 398        | 79 541          | 205 857         | 359 272        | 123 158         | 236 114         |
| #澳大利亚                        | Australia                   | 233 197        | 66 081          | 167 116         | 300 991        | 106 093         | 194 898         |
| 库克群岛                         | Cook Islands                | 92             | 16              | 76              | 220            | 85              | 135             |
| 斐济                           | Fiji                        | 2 501          | 1 604           | 897             | 1 602          | 1 595           | 7               |
| 新西兰                          | New Zealand                 | 36 641         | 8 741           | 27 900          | 39 628         | 13 099          | 26 529          |
| 诺福克岛                         | Norfolk Islands             | 16             | 16              |                 | 116            | 61              | 55              |
| 巴布亚新几内亚                      | Papua New Guinea            | 11 184         | 1 417           | 9 767           | 15 231         | 1 312           | 13 919          |
| 其他                           | Other                       | 27 664         | 8 885           | 18 779          | 2 235          | 1               | 2 234           |

## 15-18 海关出口主要商品数量和金额

## MAJOR EXPORTS COMMODITIES IN VOLUME AND VALUE (CUSTOM STATISTICS)

金额单位: 万美元

(US \$ 10 000)

| 品 名<br>Item |                               |               | 1992          |              | 1993          |              |
|-------------|-------------------------------|---------------|---------------|--------------|---------------|--------------|
|             |                               |               | 数 量<br>Volume | 金 额<br>Value | 数 量<br>Volume | 金 额<br>Value |
| 活猪          | (万头) Live Hogs                | (10 000 head) | 290           | 28 956       | 272           | 27 148       |
| 活家禽         | (万只) Live Poultry             | (10 000)      | 5 177         | 9 334        | 5 127         | 9 034        |
| 鲜冻牛肉        | (万吨) Beef, Fresh and Frozen   | (10 000 tn)   | 2             | 3 885        | 2             | 2 785        |
| 鲜冻猪肉        | (万吨) Pork, Fresh and Frozen   | (10 000 tn)   | 5             | 7 642        | 6             | 6 267        |
| 冻鸡          | (吨) Frozen Chicken            | (tn)          | 78 409        | 14 217       | 94 454        | 16 624       |
| 冻家兔肉        | (吨) Frozen Rabbit Meat        | (tn)          | 17 330        | 4 689        | 23 051        | 3 369        |
| 鲜蛋          | (百万个) Fresh Eggs              | (10 00 000)   | 595           | 2 447        | 425           | 1 543        |
| 水产品         | (万吨) Aquatic Products         | (10 000 tn)   | 44            | 136 380      | 46            | 125 148      |
| 粮食          | (万吨) Grain                    | (10 000 tn)   | 1 364         | 199 576      | 1 535         | 190 085      |
| #大米         | Rice                          |               | 95            | 21 785       | 143           | 25 276       |
| 大豆          | Soybeans                      |               | 66            | 15 963       | 37            | 10 195       |
| 蔬菜          | (万吨) Vegetables               | (10 000 tn)   | 106           | 79 363       | 140           | 95 069       |
| #鲜蔬菜        | (吨) Fresh Vegetables          | (tn)          | 56            | 23 408       | 84            | 35 156       |
| 金针菜         | (吨) Day Lily                  | (tn)          | 2 357         | 217          | 2 203         | 240          |
| 干香菇         | (吨) Dried Mushrooms           | (tn)          | 10 308        | 4 560        | 16 786        | 8 199        |
| 黑木耳         | (吨) Edible Fungus             | (tn)          | 2 539         | 1 381        | 3 587         | 1 574        |
| 榨菜          | (吨) Hot Pickled Mustard Tuber | (tn)          | 12 505        | 1 007        | 16 168        | 620          |
| 水果          | (吨) Fruits                    | (tn)          | 145 602       | 7 867        | 319 723       | 13 580       |
| #桔、柑、橙      | Mandarins and Oranges         |               | 61 392        | 3 243        | 81 047        | 3 785        |
| 苹果          | Apples                        |               | 38 317        | 2 036        | 119 419       | 4 796        |
| 苦杏仁         | (吨) Bitter Apricot Kernels    | (tn)          | 7 747         | 996          | 7 443         | 1 131        |
| 核桃          | (吨) Walnuts in Shell          | (tn)          | 4 999         | 482          | 5 410         | 568          |
| 核桃仁         | (吨) Walnut Meat               | (tn)          | 9 841         | 2 432        | 17 384        | 4 157        |
| 栗子          | (吨) Chestnuts                 | (tn)          | 29 138        | 4 951        | 38 399        | 7 845        |
| 食糖          | (万吨) Sugar                    | (10 000 tn)   | 167           | 62 005       | 185           | 59 622       |
| 天然蜂蜜        | (吨) Natural Honey             | (tn)          | 91 712        | 8 002        | 96 538        | 7 020        |
| 茶叶          | (吨) Tea                       | (tn)          | 175 539       | 36 189       | 201 435       | 35 568       |
| 辣椒干         | (吨) Dried Chillies            | (tn)          | 28 330        | 3 631        | 40 389        | 3 303        |
| 罐头          | (吨) Canned Food               | (tn)          | 532 751       | 59 383       | 779 776       | 65 825       |
| 猪肉罐头        | Canned Pork                   |               | 53 075        | 8 398        | 71 511        | 11 322       |
| 蔬菜罐头        | Canned Vegetables             |               | 335 147       | 33 760       | 373 545       | 35 628       |
| 水果罐头        | Canned Fruits                 |               | 103 634       | 8 773        | 236 287       | 6 174        |
| 其他罐头        | Other                         |               | 40 895        | 8 452        | 98 433        | 12 701       |
| 啤酒          | Beer                          |               |               | 3 110        |               | 4 164        |
| 烤烟          | (吨) Flue-Cured Tobacco        | (tn)          | 47 850        | 10 503       | 58 676        | 10 315       |
| 山羊板皮        | (万张) Goat Hides               | (10 000 pcs)  | 31            | 156          | 1             | 5            |
| 未硝毛皮        | (万张) Raw Fur Skins            | (10 000 pcs)  | 97            | 708          | 215           | 1 061        |
| #貂皮         | Raw Mink Skins                |               | 62            | 436          | 128           | 621          |
| 棉花          | (吨) Cotton                    | (tn)          | 144 620       | 21 059       | 149 953       | 19 007       |
| 生丝          | (吨) Raw Silk                  | (tn)          | 8 899         | 27 866       | 8 664         | 18 842       |
| 山羊绒         | (吨) Cashmere                  | (tn)          | 2 567         | 17 194       | 4 237         | 19 360       |
| 兔毛          | (吨) Rabbit Fur                | (tn)          | 5 686         | 11 025       | 5 733         | 6 697        |
| 食盐          | (万吨) Salt                     | (10 000 tn)   | 15            | 889          | 15            | 752          |
| 氟石          | (万吨) Fluorite                 | (10 000 tn)   | 119           | 7 905        | 138           | 8 020        |
| 重晶石         | (万吨) Barite                   | (10 000 tn)   | 63            | 1 966        | 84            | 2 484        |
| 滑石          | (万吨) Talcum                   | (10 000 tn)   | 105           | 5 388        | 106           | 5 249        |
| 铝矿砂         | (万吨) Aluminum Ores            | (10 000 tn)   | 86            | 4 410        | 52            | 2 299        |

续表 1 continued

金额单位: 万美元

(US \$ 10 000)

| 品 名<br>Item  | 1992          |              | 1993          |              |
|--|---------------|--------------|---------------|--------------|
|  | 数 量<br>Volume | 金 额<br>Value | 数 量<br>Volume | 金 额<br>Value |
| 钨矿砂 (吨) Tungsten Ores (tn)                         | 2 326         | 551          | 699           | 189          |
| 猪鬃 (吨) Bristles (tn)                               | 9 902         | 4 000        | 8 915         | 2 507        |
| 绵羊肠衣 (吨) Sheep Casings (tn)                        | 2 512         | 3 992        | 2 716         | 4 530        |
| 山羊肠衣 (吨) Goat Casings (tn)                         | 690           | 1 016        | 648           | 818          |
| 盐渍猪肠衣 (吨) Salted Pig Casings (tn)                  | 22 544        | 9 742        | 26 861        | 10 022       |
| 羽毛及绒 (吨) Feathers of Chicken, Duck and Goose (tn)  | 17 358        | 13 716       | 18 772        | 10 605       |
| 药材 (吨) Medicinal Materials (tn)                    | 111 233       | 25 005       | 121 674       | 24 246       |
| 煤 (万吨) Coal (10 000 tn)                            | 1 970         | 74 280       | 1 981         | 70 224       |
| 焦炭、半焦炭 (万吨) Coke and Semi-Coke (10 000 tn)         | 135           | 9 675        | 261           | 17 154       |
| 原油 (万吨) Crude Oil (10 000 tn)                      | 2 151         | 277 449      | 1 943         | 240 880      |
| 成品油 (万吨) Petroleum Products, Refined (10 000 tn)   | 539           | 86 530       | 372           | 62 901       |
| 石蜡 (万吨) Paraffin Wax (10 000 tn)                   | 27            | 11 694       | 26            | 10 450       |
| 石油焦 (吨) Petroleum Coke (tn)                        | 239 908       | 1 909        | 439 341       | 3 026        |
| 食用油籽 (万吨) Oil Seeds, Edible (10 000 tn)            | 48            | 27 960       | 63            | 30 540       |
| 花生、花生仁 Peanuts and Shelled Peanuts                 | 30            | 19 032       | 32            | 19 618       |
| 食用植物油 (吨) Edible Vegetable Oil (tn)                | 67 847        | 4 596        | 136 095       | 8 993        |
| 桐油 (吨) Tung Oil (tn)                               | 20 867        | 4 121        | 16 990        | 2 173        |
| 碳酸钡 (吨) Barium Carbonate (tn)                      | 22 150        | 2 050        | 22 679        | 1 579        |
| 糠醛 (吨) Furfural (tn)                               | 87 590        | 1 922        | 91 348        | 1 776        |
| 合成有机染料 (吨) Synthetic Organic Dycestuffs (tn)       | 50 536        | 21 656       | 58 906        | 21 431       |
| 医药品 Medicinal and Pharmaceutical Products          |               | 89 514       |               | 90 459       |
| 中式成药 Chinese Medicines                             |               | 13 528       |               | 12 090       |
| 医用敷料 Pharmaceutical Dressings                      |               | 15 667       |               | 14 251       |
| 香皂 Toilet Soap                                     |               | 1 444        |               | 1 239        |
| 洗衣粉 (吨) Detergents (tn)                            | 30 750        | 1 688        | 35 176        | 1 801        |
| 鞭炮烟花 Fireworks and Firecrackers                    |               | 13 987       |               | 12 507       |
| 蚊香 (吨) Mosquito-Reperboard Incense (tn)            | 12 607        | 984          | 12 529        | 992          |
| 松香 (吨) Resin (tn)                                  | 261 842       | 13 201       | 226 944       | 11 432       |
| 轮胎 (万条) Rubber Tyre (10 000)                       |               | 14 239       |               | 2 539        |
| 纸及纸板(未切成形)(万吨) Paper and Paperboard (10 000 tn)    | 18            | 11 888       | 17            | 11 667       |
| 棉纱 (吨) Cotton Yarn (tn)                            | 164 447       | 39 430       | 198 714       | 41 627       |
| 人造棉纱 (吨) Synthetic Cotton Yarn (tn)                | 11 827        | 2 973        | 18 869        | 3 904        |
| 棉布 (万米) Cotton Cloth (10 000 m)                    | 302 313       | 205 722      | 378 611       | 223 041      |
| 涤纶布 (万米) Polyester Cotton Cloth (10 000 m)         | 117 914       | 66 779       | 116 969       | 53 685       |
| 人棉布 (万米) Synthetic Cotton Cloth (10 000 m)         | 54 263        | 31 414       | 83 622        | 38 386       |
| 真丝绸缎 (万米) Silk and Satins (10 000 m)               | 14 786        | 51 488       | 15 885        | 41 197       |
| 呢绒 (万米) Woolen Piece Goods (10 000 m)              | 2 230         | 11 871       | 2 149         | 11 000       |
| 麻袋 (万条) Gunny Sacks (10 000)                       | 8 212         | 3 126        | 6 147         | 2 158        |
| 毛毯 (万条) Woolen Blankets (10 000)                   | 30            | 1 137        | 36            | 1 020        |
| 地毯 (万平方米) Carpets (10 000 sq. m)                   | 1 536         | 51 795       | 1 824         | 51 985       |
| 水泥 (万吨) Cement (10 000 tn)                         | 645           | 25 941       | 245           | 9 360        |
| 平板玻璃 (万平方米) Plate Glass (10 000 sq. m)             | 3 521         | 7 388        | 2 536         | 5 819        |
| 玻璃制品 Glass Ware                                    |               | 12 040       |               | 12 649       |
| 家用陶瓷器 Procelain and Pottery Ware for Household Use |               | 30 923       |               | 30 614       |
| 珍珠 Pearls  |               | 2 777        |               | 1 477        |
| 钢坯及粗锻件 (万吨) Billet and Crude Forgings (10 000 tn)  | 34            | 7 716        | 11            | 2 453        |
| 钢材 (万吨) Rolled-Steel (10 000 tn)                   | 191           | 66 472       | 98            | 44 745       |
| 钢铁丝 (吨) Iron and Steel Wire (tn)                   | 175 375       | 8 942        | 154 655       | 8 969        |
| 铸铁管 (吨) Pig Iron Casting Tube (tn)                 | 35 679        | 1 407        | 35 153        | 1 495        |
| 铜材 (吨) Copper Products (tn)                        | 42 592        | 13 197       | 43 296        | 12 721       |
| 铝材 (吨) Aluminum Products (tn)                      | 32 366        | 5 736        | 30 281        | 5 228        |
| 锌及锌合金 (吨) Zinc and Zinc Alloys (tn)                | 84 860        | 9 250        | 205 565       | 16 812       |
| 锡及锡合金 (吨) Tin and Tin Alloys (tn)                  | 30 272        | 15 424       | 40 703        | 18 313       |
| 钨 (吨) Tungsten (tn)                                | 38            | 45           | 74            | 81           |
| 锑 (吨) Antimony (tn)                                | 19 772        | 3 029        | 12 997        | 1 832        |

续表 2 continued

金额单位: 万美元

(US \$ 10 000)

| 品 名<br>Item   | 1992          |              | 1993          |              |
|---|---------------|--------------|---------------|--------------|
|   | 数 量<br>Volume | 金 额<br>Value | 数 量<br>Volume | 金 额<br>Value |
| 农林用手工具 Hand Tools Used in Agriculture and Forestry              |               | 5 020        |               | 5 440        |
| 煤油炉 (万只) Kerosene Cooking Stoves (10 000)                       | 400           | 1 056        | 428           | 1 090        |
| 搪瓷器 Enamelware  |               | 5 802        |               | 5 530        |
| 锁 (万打) Locks (10 000 doz.)                                      | 5 000         | 24 415       | 5 168         | 27 128       |
| 钨材及钨制品 Tungsten Products and Related Products                   |               | 389          |               | 322          |
| 缝纫机(含工业用. 万架) Sewing Machines(including industrial use)(10000)  | 279           | 9 773        | 310           | 11 896       |
| 纺织机械 Textile Machinery  |               | 11 471       |               | 12 760       |
| 粮食加工机械 Grain-Processing Machinery                               |               | 931          |               | 1 094        |
| 机床 (万台) Machine Tools (10 000)                                  | 153           | 20 299       | 178           | 21 658       |
| 轴承 Bearings   |               | 13 609       |               | 13 496       |
| 电扇 (万台) Electric Fans (10 000)                                  | 3 252         | 36 650       | 4 424         | 50 442       |
| 干电池 (万打) Dry Cells (10 000 doz.)                                | 40 225        | 18 675       | 43 663        | 18 964       |
| 汽车用蓄电池 (个) Storage Batteries for Motor Vehicles (pcs)           | 474 942       | 2 253        | 880 849       | 3 041        |
| 石墨电极 (吨) Graphite Electrodes (tn)                               | 5 111         | 1 100        | 10 908        | 1 452        |
| 汽车和拖拉机的零件 Parts and Accessories for Motor Vehicles and Tractors |               | 12 388       |               | 17 157       |
| 自行车 (万辆) Bicycles (10 000)                                      | 1 024         | 42 833       | 1 033         | 42 065       |
| 手电筒 (万个) Flashlights (10 000)                                   | 17 827        | 5 367        | 21 505        | 6 024        |
| 家具 Furniture  |               | 48 728       |               | 60 308       |
| 服装(除针织. 万件) Garments(excluding knitwear and crochet)(10000pcs)  | 261 303       | 1 002 117    | 305 109       | 1 096 057    |
| 针织、钩织服装(万件) Knitted or Crocheted Garments (10 000 pcs)          |               |              |               |              |
| 毛制 Wool   | 13 926        | 77 630       | 13 168        | 78 024       |
| 棉制 Cotton   | 246 092       | 198 700      | 259 165       | 208 354      |
| 其他 Other Fibers   | 76 600        | 162 512      | 95 894        | 188 205      |
| 皮鞋 (万双) Leather Shoes (10 000 pairs)                            | 31 295        | 184 659      | 40 553        | 335 210      |
| 橡胶、塑料底布鞋 Cloth Shoes with Outer Soles of Rubber or Artificial   |               |              |               |              |
| 和球鞋 (万双) Plastic Materials and Gym Shoes (10 000 pairs)         | 57 579        | 85 151       | 69 465        | 97 053       |
| 医疗仪器及器械 Medical Instruments and Appliances                      |               | 7 308        |               | 10 111       |
| 照相机 (架) Cameras (pcs)   | 2 923         | 28 362       | 3 882         | 34 323       |
| 手表 (万只) Wristwatches (10 000)                                   | 54 113        | 66 705       | 58 119        | 77 773       |
| 日用钟 (万只) Clocks (10 000)  | 9 694         | 13 753       | 11 577        | 16 455       |
| 抽纱、刺绣品 Drawwork and Embroidery                                  |               | 21 642       |               | 25 194       |
| 玩具 Toys   |               | 237 070      |               | 262 906      |
| 足球、篮球、排球 (万个) Footballs, Basketballs and Volleyballs(10 000)    | 2 140         | 5 164        | 3 050         | 6 342        |
| 铅笔 Pencils  |               | 5 090        |               | 5 011        |
| 伞 (万把) Umbrellas (10 000)                                       | 29 614        | 27 190       | 32 977        | 32 216       |
| 藤编结晶 Rattan Plated Products                                     |               | 4 193        |               | 3 832        |
| 草席及草编结晶 Straw Mats and Straw Plated Products                    |               | 5 422        |               | 4 772        |
| 柳编结晶 Wickerwork   |               | 8 703        |               | 7 452        |
| 鬃刷 (万打) Bristle Brushes (10 000 doz.)                           | 1 704         | 3 339        | 1 799         | 2 744        |
| 热水瓶 (万个) Vacuum Flasks (10 000)                                 | 3 380         | 6 555        | 4 281         | 7 305        |



## 15-19 海关进口主要商品数量和金额

## MAJOR IMPORTS COMMODITIES IN VOLUME AND VALUE (CUSTOM STATISTICS)

金额单位: 万美元

(US \$ 10 000)

| 品 名<br>Item  | 1992          |              | 1993          |              |
|--|---------------|--------------|---------------|--------------|
|  | 数 量<br>Volume | 金 额<br>Value | 数 量<br>Volume | 金 额<br>Value |
| 粮食 (万吨) Grain (10 000 tn)                                      | 1 175         | 175 198      | 752           | 106 170      |
| #小麦 (万吨) Wheat (10 000 tn)                                     | 1 058         | 150 373      | 642           | 83 408       |
| 大麦 (吨) Barley (tn)   | 828 891       | 13 426       | 773 813       | 12 794       |
| 玉米 (吨) Corn (tn)   | 126           | 10           | 291           | 18           |
| 干豆 (吨) Dried Beans (tn)  | 69 745        | 1 825        | 34 785        | 970          |
| 大豆 (吨) Soybeans (tn)   | 120 688       | 2 870        | 98 586        | 2 619        |
| 食糖 (万吨) Sugar (10 000 tn)                                      | 110           | 25 530       | 45            | 11 094       |
| 咖啡及咖啡精 (吨) Coffee and Coffee Extracts (tn)                     | 3 968         | 577          | 1 453         | 259          |
| 可可豆 (吨) Cocoa Beans (tn)                                       | 30 879        | 3 286        | 34 058        | 3 108        |
| 天然橡胶 (万吨) Natural Rubber (10 000 tn)                           | 27            | 23 083       | 27            | 21 980       |
| 合成橡胶 (吨) Synthetic Rubber (tn)                                 | 148 199       | 17 609       | 169 016       | 19 805       |
| 原木 (万立方米) Logs (10 000 cu.m)                                   | 466           | 49 507       | 347           | 45 913       |
| 纸浆 (万吨) Paper Pulp (10 000 tn)                                 | 60            | 30 822       | 52            | 21 955       |
| 棉花(原棉) (万吨) Cotton, not Carded or Combed (10 000 tn)           | 28            | 42 978       | 1             | 1 598        |
| 黄(红)麻 (吨) Jute and Ambar Hemp (tn)                             | 4 173         | 183          | 1 195         | 40           |
| 纺织用合成纤维 Synthetic Fibers Suitable for Spinning (10 000 tn)     |               |              |               |              |
| (万吨)   | 52            | 79 506       | 52            | 72 345       |
| #锦纶纤维 (吨) Polyamide Fibers (tn)                                | 7 750         | 1 595        | 9 918         | 1 557        |
| 涤纶纤维 (吨) Polyester Fibers (tn)                                 | 198 281       | 22 901       | 252 946       | 28 895       |
| 腈纶纤维 (吨) Polyacrylonitrile Fibers (tn)                         | 303 347       | 52 736       | 245 231       | 39 293       |
| 合成纤维纱线 (吨) Synthetic Fibers, Continuous Filament and Yarn (tn) | 264 126       | 56 670       | 363 930       | 68 074       |
| #锦纶长丝 (吨) Polyamide Fiber, Continuous                          | 22 785        | 8 229        | 26 423        | 7 837        |
| 涤纶长丝 (吨) Polyester Fiber, Continuous                           | 117 478       | 15 506       | 235 647       | 31 617       |
| 纺织用再生纤维(吨) Regenerated Fiber Suitable for Spinning (tn)        | 64 931        | 11 241       | 28 506        | 4 393        |
| 羊毛及条 (吨) Wool and Wool Top (tn)                                | 207 149       | 77 437       | 237 459       | 70 126       |
| 硫磺 (吨) Sulphur (tn)  | 481           | 28           | 14 773        | 155          |
| 工业用钻石(万克拉) Diamond Used in Industry (10 000 carat)             | 210           | 874          | 143           | 292          |
| 铁矿砂 (万吨) Iron Ore (10 000 tn)                                  | 2 522         | 76 628       | 3 302         | 92 699       |
| 铬矿砂 (万吨) Chromium Ore (10 000 tn)                              | 90            | 10 348       | 62            | 6 759        |
| 药材 (吨) Medicinal Materials (tn)                                | 10 539        | 4 469        | 7 063         | 5 034        |
| 煤 (万吨) Coal (10 000 tn)  | 123           | 4 330        | 143           | 4 163        |
| 动物油脂 (吨) Animal Oil and Fats (tn)                              | 75 108        | 2 863        | 94 248        | 3 732        |
| 食用植物油 (万吨) Edible Vegetable Oil (10 000 tn)                    | 42            | 19 501       | 24            | 11 829       |
| 其他植物油 (万吨) Other Vegetable Oil (10 000 tn)                     | 72            | 29 113       | 84            | 33 821       |
| 油籽及含油果实(吨) Oil Seeds and Oleaginous Fruits (tn)                |               |              |               |              |

续表 1 continued

金额单位: 万美元

(US \$ 10 000)

| 品 名<br>Item   | 1992          |              | 1993          |              |
|---|---------------|--------------|---------------|--------------|
|   | 数 量<br>Volume | 金 额<br>Value | 数 量<br>Volume | 金 额<br>Value |
| (大豆除外) (excluding soybeans)   | 4 899         | 287          | 5 741         | 308          |
| 己内酰胺 (吨) Caprolactan (tn)   | 128 059       | 19 559       | 95 378        | 11 602       |
| 烧碱 (吨) Caustic Soda (tn)  | 10 240        | 519          | 5 823         | 301          |
| 纯碱 (吨) Soda Ash (tn)  | 59 410        | 1 061        | 60 771        | 1 056        |
| 合成有机染料 (吨) Synthetic Organic Dyestuffs (tn)                                     | 16 854        | 10 801       | 19 797        | 12 798       |
| 医药品<br>Pharmaceutical Products  |               | 47 600       |               | 41 615       |
| 化肥 (万吨) Chemical Fertilizers, Manufactured (10 000 tn)<br>(自然量) (actual weight) | 1 859         | 300 370      | 1 021         | 147 915      |
| #硫酸铵 (吨) Ammonium Sulphate (tn)   | 54 746        | 377          | 63 873        | 479          |
| 尿素 (万吨) Urea (10 000 tn)  | 748           | 114 832      | 361           | 45 765       |
| 原形聚乙烯 (万吨) Polyethylene in Primary Forms (10 000 tn)                            | 142           | 107 107      | 104           | 71 257       |
| 原形聚丙烯 (万吨) Polypropylene in Primary Forms (10 000 tn)                           | 62            | 45 344       | 58            | 37 907       |
| 原形聚苯乙烯 (万吨) Polystyrene in Primary Forms (10 000 tn)                            | 65            | 55 290       | 74            | 59 396       |
| 原形聚氯乙烯 (万吨) Polyvinyl Chloride in Primary Forms (10 000 tn)                     | 33            | 25 914       | 42            | 31 208       |
| 农药 (吨) Pesticides (tn)  | 39 085        | 20 314       | 23 769        | 12 201       |
| 纸及纸板<br>Paper and Paperboard  |               | 165 324      |               | 161 991      |
| #新闻纸 (吨) Newsprint (tn)   | 59 666        | 2 684        | 117 523       | 4 462        |
| 钢材 (万吨) Rolled-Steel (10 000 tn)  | 699           | 391 478      | 2 999         | 1 090 172    |
| 钢铁丝 (吨) Iron and Steel Wire (tn)  | 100 819       | 7 399        | 229 362       | 13 463       |
| 铜及铜合金 (吨) Copper and Copper Alloys (tn)   | 378 995       | 83 960       | 363 544       | 69 552       |
| 铝及铝合金 (吨) Aluminum and Aluminum Alloys (tn)                                     | 229 626       | 26 501       | 165 694       | 17 816       |
| 锌及锌合金 (吨) Zinc and Zinc Alloys (tn)   | 42 153        | 4 051        | 40 099        | 3 806        |
| 机床 (台) Machine Tools (set)  | 107 053       | 91 203       | 130 098       | 194 047      |
| 电子计算器 (万台) Electronic Calculators (10 000)                                      | 263           | 299          | 692           | 902          |
| 电视机 (万台) TV Sets (10 000)   | 23            | 5 838        | 77            | 17 738       |
| 录音机和收录两用机<br>Sound Recorders and Radio Cassette Recorders<br>(万台) (10 000)      | 439           | 4 394        | 469           | 8 800        |
| 汽车和汽车底盘(辆) Motor Vehicles and Chassis   | 209 992       | 243 405      | 310 461       | 357 869      |
| #小轿车<br>Cars  | 27 558        | 23 462       | 71 132        | 75 199       |
| 卡车<br>Trucks  | 41 521        | 65 036       | 72 564        | 90 348       |
| 自卸车<br>Dump Trucks  | 1 761         | 14 429       | 5 538         | 18 100       |
| 装有引擎的底盘<br>Chassis with Engines   | 1 513         | 3 804        | 949           | 2 877        |
| 汽车和拖拉机的零件<br>Parts for Motor Vehicles and Tractors                              |               | 87 073       |               | 96 935       |
| 船舶 (艘) Ships (unit)   | 14 422        | 26 311       | 18 800        | 46 037       |
| 医疗仪器及器械<br>Medical Instruments and Appliances                                   |               | 34 145       |               | 32 204       |
| 手表 (万只) Wristwatches (10 000)   | 2 815         | 10 190       | 1 268         | 3 491        |

## 主要统计指标解释

**社会消费品零售额** 指各种经济类型的批发零售贸易业、餐饮业、制造业和其他行业对城乡居民和社会集团的消费品零售额。这个指标反映通过各种商品流通渠道向居民和社会集团供应的生活消费品来满足他们生活需要,是研究人民生活、社会消费品购买力、货币流通等问题的重要指标。社会消费品零售额包括:(1)售给城乡居民作为生活用的商品和住房及修建房屋用的建筑材料;(2)售给机关、团体、学校、部队、企业、事业单位的职工食堂和旅店(招待所)附设专门供本店旅客食用,不对外营业的食堂的各种食品、燃料;企业、单位和国营农场直接售给本单位职工和职工食堂的自己生产的产品;(3)售给部队干部、战士生活用的粮食、副食品、衣着品、日用品、燃料;(4)售给来华的外国人、华侨、港澳台同胞的消费品;(5)居民自费购买的中、西药品、中药材及医疗用品;(6)报社、出版社直接售给居民和社会集团的报纸、图书、杂志、集邮公司出售的新、旧纪念邮票、特种邮票、首日封、集邮册、集邮工具等;(7)旧货寄售商店自购、自销部分的商品零售额;(8)煤气公司、液化石油气站售给居民和社会集团的煤气灶具和罐装液化石油气;(9)城市建设,房产管理等部门、企业、事业单位售给居民的商品房;(10)农民售给非农业居民和社会集团的商品。不包括售给国民经济各部门企业、事业单位(包括国有经济的农场)生产经营用的各种原材料、燃料、设备、工具等和售给批发零售贸易业、餐饮业作为转卖用的商品、旧货寄售商店受托寄售卖出的商品、服务业的营业收入、邮局出售邮票的收入、自来水、电力、煤气生产(供应)单位的产品供应收入,也不包括农民之间的商品销售。

**批发零售贸易业商品购、销、存、总额** 指以各种经济类型的批发、零售贸易业(不包括个体)为总体的商品购、销、存。

**商品购进总额** 指从本企业(单位)以外的单位和个人购进(包括从国外直接进口)作为转卖或加工后转卖的商品。这个指标反映批发零售贸易业从国内、国外市场上购进商品的总量。商品购进总额包括:(1)从工农业生产者购进的商品;(2)从出版社、报社的出版发行部门购进的图书、杂志和报纸;(3)从各种经济类型的批发零售贸易企业(单位)购进的商品;(4)从其他单位购进的商品,如从机关、团体、企业、单位购进的剩余物资,从餐饮业、服务业购进的商品,从海关、市场管理部门购进的缉私和没收的商品,从居民收购的废旧商品等;(5)从国(境)外直接进口的商品。不包括企业(单位)为自身经营用,和未通过买卖行为而收入的商品以及销售退回、商品升溢等。

**商品销售总额** 指对本企业(单位)以外的单位和个人出售(包括对国(境)外直接出口)的商品。这个指标反映批发零售贸易业在国内市场上销售商品以及出口商品的总量。商品销售总额包括:(1)售给城乡居民和社会集团消费用的商品;(2)售给工业、农业、建筑业、运输邮电业、批发零售贸易业、餐饮业、服务业等作为生产、经营使用的商品;(3)售给批发零售贸易业作为转卖或加工后转卖的商品;(4)对国(境)外直接出口的商品。不包括:出售本企业(单位)自用的废旧包装用品,未通过买卖行为付出的商品,经本单位介绍,由买卖双方直接结算,本单位只收取手续费的业务,购货退出的商品以及商品损耗和损失等。

**批发零售贸易业年末库存** 指年末各种经济类型的批发零售贸易企业(单位)已取得所有权的商品。它反映各地区、各批发零售贸易企业(单位)的商品库存情况,和对市场商品供应的保证程度。期末库存包括:(1)存放在批发零售贸易业经营单位(如门市部、批发站、经营处)仓库、货场、货柜和货架中的商品;(2)挑选、整理、包装中的商品;(3)已记入购进而尚未运到本单位的商品,即发货单或银行承兑凭证已到而货未到部分;(4)寄放他处的商品,如因购货方拒绝承付而暂时存放在购货方的商品和已办完加工成品收回手续而未提回的商品;(5)委托其他单位代销(未作销售或调出)尚未售出的商品;(6)代其他单位购进尚未交付的商品。不包括所有权不属于本单位的商品、拨付除批发零售贸易业以外的其他行业所属独立核算加工厂等加工生产尚未收回成品的商品、代国家物资储备部门保管的商品等。期末库存总额计算方法是:农副产品采购单位按购进价计算,批发单位按进货价计算,零售单位按什么价格核算就按什么价格计算。

**城乡集市贸易成交额** 指在农村集市和城市集市上买卖双方(包括农民、非农业居民、机关、团体、工商企业、个体商贩)成交的全部商品金额,是反映集市贸易规模的综合性指标。

**社会农副产品收购** 指国民经济各部门(包括批发零售贸易业、餐饮业、制造业和其他行业)以及非农业居民直接从居民、国有农场、劳改农场、机关和部门农场等农业生产者收购的农、林、牧、渔业产品,以及从农业生产者收购的这些产品的加工品,如土糖、土纸、草席等。不包括农业生产者之间相互购买的农副产品。它反映农业向工业提供了多少生产原料,向居民提供了多少生活消费品。

**进出口总额** 海关进出口总额指实际进出我国国境的货物总金额。包括对外贸易实际进出口货物,来料加工装配进出口货物,国家间、联合国及国际组织无偿援助物资和赠送品,华侨、港澳台同胞和外籍华人捐赠品,租赁期满归承租人所有的租赁货物,进料加工进出口货物,边境地方贸易及边境地区小额贸易进出口货物(边民互市贸易除外),中外合资经营企业、中外合作经营企业、外商独资经营企业进出口货物和公用物品,到、离岸价格在规定的限额以上的进出口货样和广告品(无商业价值、无使用价值和免费提供出口的除外),从保税仓库提取在中国境内销售的进口货物,以及其他进出口货物。进出口总额用以观察一个国家在对外贸易方面的总规模。我国规定出口货物按离岸价格统计,进口货物按到岸价格统计。

## Explanatory Notes for Major Indicators

**Value of Retail Sales of Consumer Goods** refers to the sum of retail sales of consumer goods by wholesale, retail, catering, manufacturing establishments and establishments in other industries of different type of ownership, to urban and rural households and institutions, as well as retail sales by farmers to non-agricultural households. Illustrating the supply of consumers goods through various channels to households and institutions to meet their demands, this is an important indicator for the study of issues on people's livelihood, on the purchasing power of consumer goods and on the circulation of money. The retail sales of consumer goods include: (1) commodities and housing (including building materials for the construction or repair of housing) sold to urban and rural households; (2) food and fuels sold to canteens of institutions, enterprises, schools, military units and to canteens of hotels and hostels that only serve their guests, and commodities produced by enterprises, institutions or state farms and sold directly to their employees or their canteens; (3) grain and non-staple food, clothing, daily articles and fuels sold to military personnel; (4) consumer goods sold to foreigners, overseas Chinese, and Chinese compatriots in Taiwan, Hong Kong and Macao during their stay in the mainland of China; (5) Chinese and western medicines, herbs and medical facilities purchased by households; (6) newspapers, books magazines directly sold to households and institutions by publishers, new and old commemorative stamps, special stamps, first-day covers, stamp albums and other stamp-collection articles sold by stamp companies; (7) consumer goods purchased and then sold by second-hand shops; (8) stoves and other heating facilities and liquified gas sold by gas companies to households and institutions; (9) commodity housing buildings sold to households by urban construction and real estates management agencies, enterprises and institutions; and (10) commodities sold by farmers to non-agricultural households and institutions. Excluded under this heading are: raw materials, fuels, equipment, tools sold to enterprises, institutions and state farms for production purpose; commodities sold to trade establishments for re-selling; commissioned sales at second-hand shops; operational income of urban public utilities; stamps sold at post offices; income of water, power, gas production and supply establishments from the supply of their products; and sales of commodities among farmers.

**Purchase, Sales and Stock of Commodities by Wholesale and Retail Establishments** refer to the purchase, sales and stock of commodities by wholesale and retail establishments of different ownership (excluding individual sellers).

**Total Purchase of Commodities** refers to purchase of commodities from other establishments or individuals (including direct import from abroad) for the purpose of re-selling, either with or without further processing of the commodities purchased. Reflecting the total value of purchases of commodities by wholesale and retail establishments from domestic and overseas markets, they include: (1) agricultural and industrial products purchased from producers; (2) books, magazines and newspapers purchased from distribution departments of the publishers; (3) commodities purchased from wholesale and retail establishments; (4) commodities purchased from other units, such as surplus materials purchased from government agencies, enterprises or institutions, commodities purchased from catering and service establishments, confiscated goods purchased from customs authorities or market management agencies, second-hand goods and wastes purchased from households; and (5) commodities directly imported from abroad. Excluded are commodities purchased for own operation, commodities obtained without buying or selling procedures, rejected commodities, etc.

**Total Sales of Commodities** refers to selling of commodities to other establishments and individuals (including direct export). Reflecting the total value of sales of commodities at domestic markets and export, this indicator

includes: (1) commodities sold to urban and rural households and institutions for their consumption; (2) commodities sold to establishments in industry, agriculture, construction, transportation, post and telecommunications, wholesale and retail trade, catering and service trade and public utility for their production and operation; (3) commodities sold to wholesale and retail establishments for re-selling, with or without further processing; and (4) commodities for direct export to other countries. Excluded are selling of waste packaging materials for own use, commodities transferred without buying or selling procedures, commission income from brokerage in transactions whose settlement is directly handled by buyers and sellers, rejected commodities in the purchase, loss in commodities, etc.

**Commodity Stock of Wholesale and Retail Enterprises at Year-end** refers to total commodities possessed by wholesale and retail enterprises (units) of various ownerships, which reflects the commodity stock level of various wholesale and retail enterprises and the potential for market supply. This indicator includes: (1) commodities located in storage, garages, counters, and shelves of operating units (such as sale stores, wholesale stations, and operating offices) of wholesale and retail enterprises; (2) commodities in the process of selecting, sorting, and packing; (3) commodities not arrived but recorded as purchase in the account, i. e. commodities not arrived but payment receipts for the commodities from the sellers or the banks arrived; (4) commodities deposited in other places rather than places mentioned above, for instance: commodities in the hold of purchasers temporarily due to the refusal of payment and commodities not taken back after processing procedure; (5) commodities entrusted to other units to sell but not sold out yet; (6) commodities purchased for other units but not delivered yet. Commodities not included as stock are those not owned by own units, those allocated to financially independent factories rather than wholesale and retail enterprises for processing but not taken back yet, and finally those put in stock by wholesale and retail enterprises on behalf of the state material reserves units. The value of commodities stock at the end of period is calculated for agricultural goods purchasing units at purchasing prices, for wholesale units at purchasing prices, and for retail units at what the accounting prices are at.

**Transaction Value at Urban and Rural Trade Market** refers to the value of all goods changed hands between sellers and buyers, including farmers, non-agricultural households, institutions, organizations, enterprises and private peddlers, at urban and rural markets. It is a comprehensive indicator representing the size of trade market transaction.

**Purchase of Farm and Sideline Products** refers to purchase of farm, forestry, husbandry and fishery products and their processed products, such as raw sugar, rough paper, straw mats, directly from producers (including farmers, state farms, labour reform farms and farms run by various institutions), by establishments of all industries (including trade, catering, industrial and other establishments) and non-agricultural households, excluding purchase of farm and sideline products between farmers. This indicator reflects the raw materials provided by the agricultural sector to the industrial sector, and the consumer goods provided by the agricultural sector to households.

**The Total Value of Imports and Exports at Customs** refers to the value of commodities imported into and exported from the boundary of China. This includes the actual imports and exports through foreign trade, imported and exported goods under the processing and assembling trades and materials, supplies and gifts as aid given gratis between governments and by the United Nations and other international organizations, and contributions denoted by overseas Chinese, compatriots in Hong Kong and Macao and Chinese with foreign citizenship, leasing commodities owned by tenant at the expiration of leasing period, the imported and exported commodities under the processing of imported material, commodities trading in border areas (excluding mutual exchange goods), the imported and exported commodities and office utilities for Sino-foreign joint ventures enterprises, contractual joint ventures and wholly foreign-owned enterprises. Also included are import or export of samples and advertising

goods for whose c. i. f. or f. o. b. value are beyond the permitted ceiling (excluding goods of no trading or use value and free commodities for export), imported goods sold in China from bonded warehouse and other imported or exported goods. The indicator of the total value of imports and exports at customs can be used to observe the total size of external trade in a country. Under the stipulation of Chinese government, Imports are calculated on c. i. f. basis, while exports are on f. o. b. basis.

# 十六 对外经济和国际旅游

FOREIGN ECONOMY AND  
INTERNATIONAL TOURISM

---

---





16-1 我国利用外资概况  
UTILIZATION OF FOREIGN CAPITAL

金额单位: 亿美元

(US \$ 100 000 000)

| 年 份<br>Year   | 总 计<br>Total                  |              | 对 外 借 款<br>Foreign Loans      |              | 外 商 直 接 投 资<br>Direct Foreign Investments |              | 外 商 其 他<br>投 资 额<br>Other Foreign<br>Investments |
|---|-------------------------------|--------------|-------------------------------|--------------|---|--------------|--|
|   | 项 目<br>Number of<br>Contracts | 金 额<br>Value | 项 目<br>Number of<br>Contracts | 金 额<br>Value | 项 目<br>Number of<br>Contracts             | 金 额<br>Value |  |
| <b>签订利用外资协议(合同)额</b>  |                               |              |                               |              |   |              |  |
| <b>Total Value of Foreign Capital Through Signed Contracts Agreements</b> |                               |              |                               |              |   |              |  |
| 1979-1982   | 949                           | 205.48       | 27                            | 135.49       | 922                                       | 60.10        | 9.89   |
| 1983  | 522                           | 34.30        | 52                            | 15.13        | 470                                       | 17.32        | 1.85   |
| 1984  | 1 894                         | 47.91        | 38                            | 19.16        | 1 856                                     | 26.51        | 2.24   |
| 1985  | 3 145                         | 98.67        | 72                            | 35.34        | 3 073                                     | 59.32        | 4.01   |
| 1986  | 1 551                         | 117.37       | 53                            | 84.07        | 1 498                                     | 28.34        | 4.96   |
| 1987  | 2 289                         | 121.36       | 56                            | 78.17        | 2 233                                     | 37.09        | 6.10   |
| 1988  | 6 063                         | 160.04       | 118                           | 98.13        | 5 945                                     | 52.97        | 8.94   |
| 1989  | 5 909                         | 114.79       | 130                           | 51.85        | 5 779                                     | 56.00        | 6.94   |
| 1990  | 7 371                         | 120.86       | 98                            | 50.99        | 7 273                                     | 65.96        | 3.91   |
| 1991  | 13 086                        | 195.83       | 108                           | 71.61        | 12 978                                    | 119.77       | 4.45   |
| 1992  | 48 858                        | 694.39       | 94                            | 107.03       | 48 764                                    | 581.24       | 6.12   |
| 1993  | 83 595                        | 1 232.73     | 158                           | 113.06       | 83 437                                    | 1 114.36     | 5.31   |
| <b>实际利用外资额</b>  |                               |              |                               |              |   |              |  |
| <b>Total Value of Foreign Capital Used</b>                                |                               |              |                               |              |   |              |  |
| 1979-1982   |                               | 124.57       |                               | 106.90       |   | 11.66        | 6.01   |
| 1983  |                               | 19.81        |                               | 10.65        |   | 6.36         | 2.80   |
| 1984  |                               | 27.05        |                               | 12.86        |   | 12.58        | 1.61   |
| 1985  |                               | 46.47        |                               | 26.88        |   | 16.61        | 2.98   |
| 1986  |                               | 72.58        |                               | 50.14        |   | 18.74        | 3.70   |
| 1987  |                               | 84.52        |                               | 58.05        |   | 23.14        | 3.33   |
| 1988  |                               | 102.26       |                               | 64.87        |   | 31.94        | 5.45   |
| 1989  |                               | 100.59       |                               | 62.86        |   | 33.92        | 3.81   |
| 1990  |                               | 102.89       |                               | 65.34        |   | 34.87        | 2.68   |
| 1991  |                               | 115.54       |                               | 68.88        |   | 43.66        | 3.00   |
| 1992  |                               | 192.02       |                               | 79.11        |   | 110.07       | 2.84   |
| 1993  |                               | 389.60       |                               | 111.89       |   | 275.15       | 2.56   |

注: 由于汇总所使用单位和位数取舍不同, 有的年份分项之和不等于总计。

a) For using different units and decimal place in data collection, Sum of figures for some years do not equal to total.

16-2 对外签订利用外资协议(合同)额  
UTILIZATION OF FOREIGN CAPITAL THROUGH  
SIGNED CONTRACTS OR AGREEMENTS BY INVESTMENT

项目单位: 个 金额单位: 万美元

(US \$ 10 000)

| 指 标<br>Item  | 1992                          |              | 1993                          |              |
|--|-------------------------------|--------------|-------------------------------|--------------|
|  | 项 目<br>Number of<br>Contracts | 金 额<br>Value | 项 目<br>Number of<br>Contracts | 金 额<br>Value |
| 总 计<br>Total   | 48 858                        | 6 943 873    | 83 595                        | 12 327 273   |
| 对外借款<br>Foreign Loans  | 94                            | 1 070 328    | 158                           | 1 130 571    |
| 政府贷款<br>Government Loans   | 75                            | 438 972      | 132                           | 288 971      |
| 国际金融机构贷款<br>Loans from International Monetary Organi-<br>zations | 19                            | 217 171      | 26                            | 380 779      |
| 其他<br>Other  |                               | 414 185      |                               | 460 821      |
| 外商直接投资<br>Direct Foreign Investments                             | 48 764                        | 5 812 351    | 83 437                        | 11 143 566   |
| 合资经营<br>Joint Venture  | 34 354                        | 2 912 846    | 54 003                        | 5 517 427    |
| 合作经营<br>Cooperative Operation                                    | 5 711                         | 1 325 548    | 10 445                        | 2 549 998    |
| 合作开发<br>Cooperative Development                                  | 7                             | 4 340        | 14                            | 30 462       |
| 独资经营<br>Foreign Enterprises                                      | 8 692                         | 1 569 617    | 18 975                        | 3 045 679    |
| 外商其他投资<br>Other Foreign Investments                              |                               | 61 194       |                               | 53 136       |
| 补偿贸易<br>Compensation Trade                                       |                               | 41 466       |                               | 6 562        |
| 加工装配<br>Processing and Assembly                                  |                               | 11 987       |                               | 27 002       |
| 国际租赁<br>International Rents                                      |                               | 7 741        |                               | 19 572       |

注: 外商其他投资是指外商在开展补偿贸易和加工装配业务中作价提供的设备以及融资性租赁中提供的设备。

a) Other foreign investments include value of equipment supplied by foreign businesses in transactions involving compensation trade, processing and assembly, and the value of equipment supplied in financial leasing transactions.

16-3 实际利用外资额 (按国别、地区分)  
FOREIGN CAPITAL ACTUALLY USED BY COUNTRY OR REGION

单位: 万美元

(US \$ 10 000)

| 国 别(地区)<br>Country (Region)                 | 1992         |                          |   | 1993         |                          |   |
|---|--------------|--------------------------|---|--------------|--------------------------|---|
|   | 总 计<br>Total | 对外借款<br>Foreign<br>Loans | 外商直接<br>投资及<br>其他投资<br>Direct<br>Foreign<br>Investment<br>and Other | 总 计<br>Total | 对外借款<br>Foreign<br>Loans | 外商直接<br>投资及<br>其他投资<br>Direct<br>Foreign<br>Investment<br>and Other |
| 总 计<br>Total                                | 1 920 233    | 791 071                  | 1 129 162   | 3 895 972    | 1 118 885                | 2 777 087   |
| 亚洲<br>Asia                                  |              |                          |   |              |                          |   |
| # 缅甸<br>Burma                               | 283          |                          | 283   | 644          |                          | 644   |
| 朝鲜<br>Democratic People's Republic of Korea | 594          | 50                       | 544   | 1 168        |                          | 1 168   |
| 香港<br>Hong Kong                             | 841 653      | 71 041                   | 770 612   | 1 889 297    | 144 804                  | 1 744 493   |
| 印度尼西亚<br>Indonesia                          | 2 017        |                          | 2 017   | 6 575        |                          | 6 575   |
| 伊朗<br>Iran                                  | 12           |                          | 12  |              |                          |   |
| 以色列<br>Israel                               | 8            |                          | 8   | 68           |                          | 68  |
| 日本<br>Japan                                 | 317 994      | 243 167                  | 74 827  | 490 602      | 354 465                  | 136 137   |
| 科威特<br>Kuwait                               | 1 435        | 760                      | 675   | 11 874       | 3 428                    | 8 446   |
| 老挝<br>Laos                                  | 41           |                          | 41  |              |                          |   |
| 黎巴嫩<br>Lebanon                              | 11           |                          | 11  |              |                          |   |
| 澳门<br>Macao                                 | 27 342       | 7 060                    | 20 282  | 62 444       | 3 688                    | 58 756  |
| 马来西亚<br>Malaysia                            | 2 467        |                          | 2 467   | 9 142        |                          | 9 142   |
| 菲律宾<br>Philippines                          | 1 905        | 250                      | 1 655   | 12 250       |                          | 12 250  |
| 沙特阿拉伯<br>Saudi Arabia                       |              |                          |   | 2            |                          | 2   |
| 新加坡<br>Singapore                            | 14 065       | 1 472                    | 12 593  | 67 480       | 18 300                   | 49 180  |
| 韩国<br>Republic of Korea                     | 12 025       |                          | 12 025  | 38 449       | 300                      | 38 149  |
| 泰国<br>Thailand                              | 8 432        |                          | 8 432   | 23 437       |                          | 23 437  |
| 阿联酋<br>United Arab Emirates                 | 222          |                          | 222   | 1 261        |                          | 1 261   |
| 越南<br>Viet Nam                              | 902          |                          | 902   | 1 161        |                          | 1 161   |
| 台湾<br>Taiwan                                | 105 335      |                          | 105 335   | 313 913      |                          | 313 913   |

单位: 万美元

续表 1 continued

(US \$ 10 000)

| 国别(地区)<br>Country (Region)                               | 1992        |                          |   | 1993        |                          |   |
|--|-------------|--------------------------|---|-------------|--------------------------|---|
|  | 总计<br>Total | 对外借款<br>Foreign<br>Loans | 外商直接<br>投资及<br>其他投资<br>Direct<br>Foreign<br>Investment<br>and Other | 总计<br>Total | 对外借款<br>Foreign<br>Loans | 外商直接<br>投资及<br>其他投资<br>Direct<br>Foreign<br>Investment<br>and Other |
| <b>非洲 Africa</b>   |             |                          |   |             |                          |   |
| #利比里亚 Liberia  | 1           |                          | 1   | 2 866       |                          | 2 866   |
| 利比亚 Libya  | 110         |                          | 110   | 110         |                          | 110   |
| 马达加斯加 Madagascar   | 171         |                          | 171   | 433         |                          | 433   |
| 毛里求斯 Mauritius   | 11          |                          | 11  | 19          |                          | 19  |
| 尼日利亚 Nigeria   | 13          |                          | 13  | 140         |                          | 140   |
| 斯威士兰 Swaziland   | 10          |                          | 10  |             |                          |   |
| <b>欧洲 Europe</b>   |             |                          |   |             |                          |   |
| #比利时 Belgium   | 1 507       | 1 061                    | 446   | 14 684      | 12 110                   | 2 574   |
| 丹麦 Denmark   | 2 471       | 1 256                    | 1 215   | 817         | 402                      | 415   |
| 英国 United Kingdom  | 21 553      | 17 703                   | 3 850   | 57 066      | 35 015                   | 22 051  |
| 德国 Federal Republic of Germany                           | 25 665      | 16 537                   | 9 128   | 27 449      | 21 201                   | 6 248   |
| 法国 France  | 77 696      | 73 004                   | 4 692   | 77 475      | 63 334                   | 14 141  |
| 爱尔兰 Ireland  | 100         |                          | 100   | 150         |                          | 150   |
| 意大利 Italy  | 26 743      | 24 077                   | 2 666   | 36 165      | 26 176                   | 9 989   |
| 卢森堡 Luxembourg   | 1 177       | 1 107                    | 70  | 159         |                          | 159   |
| 荷兰 The Netherlands                                       | 3 746       | 905                      | 2 841   | 13 421      | 5 021                    | 8 400   |
| 西班牙 Spain  | 15 524      | 15 359                   | 165   | 24 553      | 23 583                   | 970   |
| 奥地利 Austria  | 16 819      | 16 230                   | 589   | 8 883       | 7 320                    | 1 563   |
| 芬兰 Finland   | 1 033       | 1 017                    | 16  | 5 913       | 5 862                    | 51  |
| 匈牙利 Hungary  | 306         |                          | 306   | 609         |                          | 609   |
| 挪威 Norway  | 1 013       | 507                      | 506   | 2 028       | 1 894                    | 134   |
| 罗马尼亚 Romania   | 8           |                          | 8   | 144         |                          | 144   |
| 瑞典 Sweden  | 12 359      | 11 358                   | 1 001   | 11 903      | 9 612                    | 2 291   |
| 瑞士 Switzerland   | 14 704      | 11 760                   | 2 944   | 9 273       | 4 585                    | 4 688   |
| 俄罗斯 Russia   | 1 627       |                          | 1 627   | 4 194       |                          | 4 194   |
| 南斯拉夫 Yugoslavia  | 127         |                          | 127   | 12          |                          | 12  |
| <b>拉丁美洲 Latin America</b>                                |             |                          |   |             |                          |   |
| #阿根廷 Argentina   | 176         |                          | 176   | 1 225       |                          | 1 225   |
| 巴哈马 Bahamas  | 46          |                          | 46  | 72          |                          | 72  |
| 伯利兹 Belize   | 17          |                          | 17  | 9           |                          | 9   |
| 玻利维亚 Bolivia   | 370         |                          | 370   | 300         |                          | 300   |
| 巴西 Brazil  | 195         |                          | 195   | 237         |                          | 237   |
| 智利 Chile   |             |                          |   | 169         |                          | 169   |
| 哥斯达黎加 Costa Rica   | 300         |                          | 300   | 454         |                          | 454   |
| 巴拿马 Panama   | 819         |                          | 819   | 1 484       |                          | 1 484   |
| 巴拉圭 Paraguay   | 58          |                          | 58  | 187         |                          | 187   |
| 秘鲁 Peru  | 12          |                          | 12  | 175         |                          | 175   |
| 维尔京群岛 Virgin Islands                                     | 400         |                          | 400   | 1 392       |                          | 1 392   |
| <b>北美洲 North America</b>                                 |             |                          |   |             |                          |   |
| #加拿大 Canada  | 27 496      | 21 589                   | 5 907   | 36 176      | 22 488                   | 13 688  |
| 美国 United States   | 58 114      | 6 170                    | 51 944  | 266 253     | 59 468                   | 206 785   |
| 百慕大 Bermuda  | 29          |                          | 29  | 1 853       |                          | 1 853   |
| <b>大洋洲及太平洋 Oceanian and Pacific Islands</b>              |             |                          |   |             |                          |   |
| <b>洋岛屿</b>   |             |                          |   |             |                          |   |
| #澳大利亚 Australia  | 3 516       | 11                       | 3 505   | 18 678      | 7 644                    | 11 034  |
| 新西兰 New Zealand  | 282         |                          | 282   | 912         |                          | 912   |
| 巴布亚新几内亚 Papua New Guinea                                 | 30          |                          | 30  | 126         |                          | 126   |
| 汤加 Tonga   | 13          |                          | 13  | 24          |                          | 24  |
| <b>其他 Other</b>  | 137 103     | 117 600                  | 19 503  | 109 375     | 61 314                   | 48 061  |
| <b>国际组织 International Organizations</b>                  |             |                          |   |             |                          |   |
| 世界银行 World Bank  | 109 704     | 109 704                  |   | 190 491     | 190 491                  |   |
| 农业发展基金 Interational Fund for<br>Agricultural Development | 1 541       | 1 541                    |   | 2 040       | 2 040                    |   |
| 亚洲开发银行 Asian Development Bank                            | 18 775      | 18 775                   |   | 34 340      | 34 340                   |   |

16-4 实际利用外资额 (按地区、部门分)  
FOREIGN CAPITAL ACTUALLY USED BY REGION AND SECTOR

单位: 万美元

(US \$ 10 000)

| 地区、部门<br>Region and Sector                                   | 1992        |                       |   | 1993        |                          |   |
|--|-------------|-----------------------|---|-------------|--------------------------|---|
|  | 总计<br>Total | 对外借款<br>Foreign Loans | 外商直接<br>投资及<br>其他投资<br>Direct<br>Foreign<br>Investment<br>and Other | 总计<br>Total | 对外借款<br>Foreign<br>Loans | 外商直接<br>投资及<br>其他投资<br>Direct<br>Foreign<br>Investment<br>and Other |
| 总计 Total   | 1 920 233   | 791 071               | 1 129 162   | 3 895 972   | 1 118 885                | 2 777 087   |
| 省市合计 Region Total  | 1 305 937   | 205 218               | 1 100 719   | 3 023 321   | 289 147                  | 2 734 174   |
| 北京 Beijing   | 36 159      | 1 174                 | 34 985  | 81 731      | 15 037                   | 66 694  |
| 天津 Tianjin   | 26 259      | 15 481                | 10 778  | 62 368      | 1 000                    | 61 368  |
| 河北 Hebei   | 11 309      |                       | 11 309  | 39 654      |                          | 39 654  |
| 山西 Shanxi  | 5 384       |                       | 5 384   | 8 643       |                          | 8 643   |
| 内蒙古 Inner Mongolia   | 828         | 308                   | 520   | 8 526       |                          | 8 526   |
| 辽宁 Liaoning  | 68 012      | 16 370                | 51 642  | 139 693     | 11 780                   | 127 913   |
| 吉林 Jilin   | 7 534       |                       | 7 534   | 27 527      |                          | 27 527  |
| 黑龙江 Heilongjiang   | 7 269       | 52                    | 7 217   | 23 232      |                          | 23 232  |
| 上海 Shanghai  | 89 929      | 40 568                | 49 361  | 317 803     | 1 778                    | 316 025   |
| 江苏 Jiangsu   | 146 324     |                       | 146 324   | 284 371     |                          | 284 371   |
| 浙江 Zhejiang  | 27 664      | 3 686                 | 23 978  | 103 175     |                          | 103 175   |
| 安徽 Anhui   | 5 466       |                       | 5 466   | 25 764      |                          | 25 764  |
| 福建 Fujian  | 146 561     | 4 197                 | 142 364   | 290 599     | 3 155                    | 287 444   |
| 江西 Jiangxi   | 12 179      | 2 207                 | 9 972   | 22 817      | 2 000                    | 20 817  |
| 山东 Shandong  | 102 685     | 2 343                 | 100 342   | 188 267     | 854                      | 187 413   |
| 河南 Henan   | 5 316       |                       | 5 316   | 30 491      |                          | 30 491  |
| 湖北 Hubei   | 21 057      | 744                   | 20 313  | 55 467      | 1 414                    | 54 053  |
| 湖南 Hunan   | 13 521      | 250                   | 13 271  | 61 716      | 17 970                   | 43 746  |
| 广东 Guangdong   | 474 641     | 104 530               | 370 111   | 984 313     | 228 737                  | 755 576   |
| 广西 Guangxi   | 19 881      | 1 680                 | 18 201  | 89 756      | 1 300                    | 88 456  |
| 海南 Hainan  | 51 480      | 6 225                 | 45 255  | 74 832      | 4 122                    | 70 710  |
| 四川 Sichuan   | 11 214      |                       | 11 214  | 57 141      |                          | 57 141  |
| 贵州 Guizhou   | 1 979       |                       | 1 979   | 4 294       |                          | 4 294   |
| 云南 Yunnan  | 2 875       |                       | 2 875   | 9 702       |                          | 9 702   |
| 西藏 Tibet   |             |                       |   |             |                          |   |
| 陕西 Shaanxi   | 4 553       |                       | 4 553   | 23 430      |                          | 23 430  |
| 甘肃 Gansu   | 35          |                       | 35  | 1 195       |                          | 1 195   |
| 青海 Qinghai   | 68          |                       | 68  | 324         |                          | 324   |
| 宁夏 Ningxia   | 352         |                       | 35  | 1 190       |                          | 1 190   |
| 新疆 Xinjiang  | 5 403       | 5 403                 |   | 5 300       |                          | 5 300   |
| 部门合计 Ministry Total  | 614 296     | 585 853               | 28 443  | 872 142     | 829 738                  | 42 404  |
| 外经贸部 Ministry of Foreign Economy Trade                       | 158 955     | 155 525               | 3 430   | 155 958     | 155 958                  |   |
| 财政部 Ministry of Finance                                      | 108 035     | 108 035               |   | 190 491     | 190 491                  |   |
| 农业部 Ministry of Agriculture                                  | 1 541       | 1 541                 |   | 2 040       | 2 040                    |   |
| 海洋石油总公司 China Off-Shore Oil General Corporation              | 25 013      |                       | 25 013  | 42 404      |                          | 42 404  |
| 国际信托投资公司 China International Trust & Investment Corporation  | 55 873      | 55 873                |   | 73 075      | 73 075                   |   |
| 石油天然气总公司 China General Petroleum and Natural Gas Corporation | 6 158       | 6 158                 |   |             |                          |   |
| 华能电力公司 Huaneng Power Generation Corporation                  | 122         | 122                   |   |             |                          |   |
| 中国银行 Bank of China   | 227 824     | 227 824               |   | 331 389     | 331 389                  |   |
| 中国人民银行 People's Bank China                                   | 18 775      | 18 775                |   | 34 340      | 34 340                   |   |
| 中国投资银行 Investment Bank of China                              | 5 000       | 5 000                 |   | 42 445      | 42 445                   |   |
| 中国交通银行 Bank of Communications                                | 7 000       | 7 000                 |   |             |                          |   |
| 其他 Others  |             |                       |   | 509         |                          | 509   |

16-5 各地区外商投资企业注册登记情况  
 BASIC INDICATORS OF REGISTERED ENTERPRISES  
 WITH FOREIGN CAPITAL BY REGION

| 地 区<br>Region        | 年底登记企业数(户)<br>Number of Registered<br>Enterprises(year-end) |         | 投资总额(万美元)<br>Total Investment<br>(US\$ 10 000) |            | 注册资本(万美元)<br>Registered Capital<br>(US\$ 10 000) |            | # 外 方<br>Foreign Partners |            |
|----------------------|---|---------|--|------------|--|------------|---------------------------|------------|
|                      | 1992  | 1993    | 1992   | 1993       | 1992   | 1993       | 1992                      | 1993       |
| 全 国 National         | 84 371  | 167 507 | 10 258 742                                     | 38 238 877 | 6 769 208  | 24 563 128 | 4 044 451                 | 15 018 237 |
| 北 京 Beijing          | 3 453   | 6 516   | 230 303  | 1 840 489  | 166 864  | 921 511    | 88 612                    | 522 454    |
| 天 津 Tianjin          | 2 479   | 6 004   | 193 691  | 700 341    | 132 352  | 497 064    | 79 415                    | 301 666    |
| 河 北 Hebei            | 1 942   | 3 798   | 261 818  | 770 815    | 173 272  | 512 441    | 85 675                    | 244 499    |
| 山 西 Shanxi           | 480   | 1 104   | 55 136   | 222 135    | 46 314   | 195 182    | 23 800                    | 99 209     |
| 内 蒙 古 Inner Mongolia | 326   | 734     | 38 910   | 136 585    | 21 745   | 96 617     | 9 893                     | 45 426     |
| 辽 宁 Liaoning         | 3 442   | 7 365   | 395 905  | 1 656 229  | 254 185  | 1 061 960  | 125 080                   | 546 312    |
| 吉 林 Jilin            | 885   | 2 156   | 91 853   | 288 934    | 75 750   | 234 159    | 37 722                    | 119 120    |
| 黑 龙 江 Heilongjiang   | 1 329   | 2 983   | 122 093  | 569 590    | 87 956   | 449 714    | 46 810                    | 226 339    |
| 上 海 Shanghai         | 3 635   | 8 056   | 688 005  | 2 979 618  | 370 428  | 1 548 464  | 208 644                   | 926 446    |
| 江 苏 Jiangsu          | 8 898   | 18 082  | 1 156 195                                      | 3 243 022  | 742 247  | 2 036 040  | 344 066                   | 995 272    |
| 浙 江 Zhejiang         | 3 446   | 8 085   | 383 227  | 1 436 879  | 237 235  | 877 396    | 111 047                   | 444 896    |
| 安 徽 Anhui            | 880   | 1 881   | 105 025  | 316 668    | 75 870   | 220 901    | 33 115                    | 103 944    |
| 福 建 Fujian           | 7 423   | 11 990  | 602 774  | 2 234 405  | 370 395  | 1 422 384  | 302 019                   | 1 120 235  |
| 江 西 Jiangxi          | 1 155   | 2 354   | 137 288  | 376 358    | 107 366  | 288 254    | 60 598                    | 163 671    |
| 山 东 Shandong         | 5 658   | 12 561  | 787 923  | 2 373 378  | 526 240  | 1 619 166  | 235 810                   | 776 937    |
| 河 南 Henan            | 1 179   | 2 957   | 169 662  | 574 491    | 126 014  | 420 679    | 59 743                    | 201 186    |
| 湖 北 Hubei            | 1 709   | 3 899   | 296 230  | 817 827    | 207 896  | 562 487    | 106 350                   | 306 259    |
| 湖 南 Hunan            | 1 024   | 2 368   | 171 402  | 467 509    | 116 394  | 326 291    | 54 057                    | 170 919    |
| 广 东 Guangdong        | 26 365  | 44 705  | 3 172 017                                      | 13 149 126 | 2 046 928  | 8 401 836  | 1 462 165                 | 5 856 975  |
| 广 西 Guangxi          | 1 915   | 4 368   | 282 864  | 1 077 515  | 187 973  | 692 836    | 107 233                   | 397 331    |
| 海 南 Hainan           | 2 829   | 7 390   | 384 117  | 1 377 099  | 283 749  | 984 819    | 237 814                   | 803 594    |
| 四 川 Sichuan          | 2 313   | 3 787   | 323 659  | 755 865    | 257 642  | 568 015    | 137 658                   | 290 003    |
| 贵 州 Guizhou          | 276   | 740     | 27 396   | 156 250    | 24 518   | 125 005    | 14 353                    | 73 240     |
| 云 南 Yunnan           | 249   | 753     | 32 208   | 153 217    | 24 048   | 106 922    | 14 671                    | 59 298     |
| 西 藏 Tibet            | 6   | 27      | 795  | 3 178      | 545  | 2 475      | 350                       | 1 219      |
| 陕 西 Shaanxi          | 589   | 1 289   | 88 752   | 319 612    | 62 177   | 208 750    | 36 313                    | 127 608    |
| 甘 肃 Gansu            | 222   | 723     | 29 672   | 95 894     | 22 133   | 75 224     | 11 178                    | 39 677     |
| 青 海 Qinghai          | 9   | 63      | 597  | 6 506      | 448  | 5 040      | 139                       | 2 408      |
| 宁 夏 Ningxia          | 91  | 261     | 7 230  | 31 519     | 6 120  | 27 852     | 2 310                     | 14 560     |
| 新 疆 Xinjiang         | 164   | 508     | 21 995   | 107 823    | 14 494   | 73 644     | 7 811                     | 37 534     |

16-6 我国对外承包工程和劳务合作  
 CONTRACTED PROJECTS AND LABOR SERVICE  
 COOPERATION WITH FOREIGN COUNTRIES

单位: 亿美元

(US \$ 100 000 000)

| 年 份<br>Year                           | 等订合同的国家<br>(地区)数 (个)<br>Number of Countries<br>or Regions with Which<br>Contracts were Signed | 合 同 数 (份)<br>Number of<br>Contracts | 合 同 金 额<br>Contracted Value<br>(US\$ 100 000 000) | 完 成 营 业 额<br>Fulfilled Value<br>(US\$ 100 000 000) |
|---------------------------------------|---|-------------------------------------|---|--|
| <b>总 计 Total</b>                      | <b>168</b>  | <b>45 257</b>                       | <b>324.05</b>                                     | <b>195.94</b>                                      |
| 1976-1978                             | 2   | 7                                   | 0.02  |  |
| 1979                                  | 8   | 36                                  | 0.51  |  |
| 1980                                  | 16  | 172                                 | 1.85  | 1.70   |
| 1981                                  | 36  | 363                                 | 5.04  |  |
| 1982                                  | 38  | 314                                 | 5.07  | 3.48   |
| 1983                                  | 40  | 460                                 | 9.24  | 4.52   |
| 1984                                  | 52  | 740                                 | 17.37   | 6.23   |
| 1985                                  | 71  | 923                                 | 12.65   | 8.35   |
| 1986                                  | 83  | 944                                 | 13.59   | 9.73   |
| 1987                                  | 95  | 1 449                               | 18.89   | 12.60  |
| 1988                                  | 103   | 2 126                               | 21.72   | 14.30  |
| 1989                                  | 124   | 3 100                               | 22.12   | 16.86  |
| 1990                                  | 122   | 5 175                               | 26.04   | 18.67  |
| 1991                                  | 147   | 8 438                               | 36.09   | 23.63  |
| 1992                                  | 159   | 9 405                               | 65.85   | 30.49  |
| 1993                                  | 158   | 11 605                              | 68.00   | 45.38  |
| <b>对外承包工程<br/>Contracted Projects</b> |   | <b>8 873</b>                        | <b>257.70</b>                                     | <b>161.39</b>                                      |
| 1976-1978                             |   | 6                                   | 0.02  |  |
| 1979                                  |   | 27                                  | 0.33  |  |
| 1980                                  |   | 138                                 | 1.40  | 1.23   |
| 1981                                  |   | 250                                 | 2.76  |  |
| 1982                                  |   | 195                                 | 3.46  | 1.89   |
| 1983                                  |   | 280                                 | 7.99  | 3.15   |
| 1984                                  |   | 344                                 | 15.38   | 4.94   |
| 1985                                  |   | 465                                 | 11.16   | 6.63   |
| 1986                                  |   | 486                                 | 11.89   | 8.19   |
| 1987                                  |   | 616                                 | 16.48   | 11.14  |
| 1988                                  |   | 642                                 | 18.13   | 12.53  |
| 1989                                  |   | 776                                 | 17.81   | 14.84  |
| 1990                                  |   | 920                                 | 21.25   | 16.44  |
| 1991                                  |   | 1 171                               | 25.24   | 19.70  |
| 1992                                  |   | 1 164                               | 52.50   | 24.03  |
| 1993                                  |   | 1 393                               | 51.89   | 36.68  |
| <b>对外劳务合作<br/>Labor Services</b>      |   | <b>36 384</b>                       | <b>66.35</b>                                      | <b>34.55</b>                                       |
| 1976-1978                             |   | 1                                   |   |  |
| 1979                                  |   | 9                                   | 0.18  |  |
| 1980                                  |   | 34                                  | 0.45  | 0.47   |
| 1981                                  |   | 113                                 | 2.28  |  |
| 1982                                  |   | 119                                 | 1.61  | 1.59   |
| 1983                                  |   | 180                                 | 1.25  | 1.37   |
| 1984                                  |   | 396                                 | 1.99  | 1.29   |
| 1985                                  |   | 458                                 | 1.49  | 1.72   |
| 1986                                  |   | 458                                 | 1.70  | 1.54   |
| 1987                                  |   | 833                                 | 2.41  | 1.46   |
| 1988                                  |   | 1 484                               | 3.59  | 1.77   |
| 1989                                  |   | 2 324                               | 4.31  | 2.02   |
| 1990                                  |   | 4 255                               | 4.78  | 2.23   |
| 1991                                  |   | 7 267                               | 10.85   | 3.93   |
| 1992                                  |   | 8 241                               | 13.35   | 6.46   |
| 1993                                  |   | 10 212                              | 16.11   | 8.70   |

16-7 旅游事业发展情况 ✓  
TOURISTS AND FOREIGN EXCHANGE INCOME FROM TOURISM

| 指 标           | Item  | 1980   | 1985     | 1990     | 1992     | 1993     |
|---------------|---|--------|----------|----------|----------|----------|
| 旅游人数总计(万人)    | Total Number of Tourists (10 000)                             | 570.25 | 1 783.31 | 2 746.18 | 3 811.49 | 4 152.69 |
| 外国人           | Foreigners  | 52.91  | 137.05   | 174.73   | 400.64   | 465.59   |
| 华 侨           | Overseas Chinese  | 3.44   | 8.48     | 9.11     | 16.51    | 16.62    |
| 港澳和台湾同胞       | Hong Kong, Macao and Taiwan Chinese                           | 513.90 | 1 637.78 | 2 562.34 | 3 394.34 | 3 670.48 |
| 在旅游人数总计中:     | Accommodated by   |        |          |          |          |          |
| 国际旅行社接待的      | China International Travel Agency                             | 21.87  | 46.88    | 11.02    | 64.69    | 74.07    |
| 中国旅行社接待的      | China Travel Agency   | 69.47  | 77.33    | 106.46   | 96.23    | 82.02    |
| 旅游外汇收入总额(亿美元) | Total Foreign Exchange Income from Tourism (US\$ 100 000 000) | 6.17   | 12.50    | 22.18    | 39.47    | 46.83    |

16-8 接待外国旅游人数 (按国别分)  
FOREIGN TOURISTS BY COUNTRY

单位: 万人

(10 000 persons)

| 国 别   | Country                               | 1990   | 1991   | 1992   | 1993   |
|-------|---------------------------------------|--------|--------|--------|--------|
| 总 计   | Total                                 | 174.73 | 271.01 | 400.64 | 465.59 |
| # 日 本 | Japan                                 | 46.33  | 64.09  | 79.15  | 91.20  |
| 美 国   | United States                         | 23.32  | 31.44  | 34.63  | 39.97  |
| 英 国   | United Kingdom                        | 7.89   | 11.46  | 12.98  | 15.39  |
| 澳大利亚  | Australia                             | 5.02   | 6.52   | 7.56   | 9.93   |
| 菲 律 宾 | Philippines                           | 7.89   | 10.48  | 13.79  | 14.67  |
| 新 加 坡 | Singapore                             | 7.17   | 9.81   | 15.28  | 20.09  |
| 德 国   | Federal Republic of Germany           | 5.62   | 9.24   | 12.13  | 13.88  |
| 加 拿 大 | Canada                                | 4.76   | 6.93   | 9.31   | 10.50  |
| 法 国   | France                                | 5.07   | 8.60   | 11.62  | 11.50  |
| 泰 国   | Thailand                              | 6.79   | 8.86   | 14.72  | 15.23  |
| 朝 鲜   | Democratic People's Republic of Korea | 2.79   | 7.78   | 6.12   | 7.30   |
| 原 苏 联 | Former USSR                           | 10.98  | 28.49  | 89.54  | 92.93  |
| 意 大 利 | Italy                                 | 2.63   | 4.54   | 5.70   | 4.88   |
| 瑞 士   | Switzerland                           | 1.15   | 1.87   | 2.36   | 2.63   |
| 荷 兰   | The Netherlands                       | 1.38   | 2.05   | 2.08   | 2.47   |
| 新 西 兰 | New Zealand                           | 1.00   | 1.21   | 1.62   | 1.90   |



16-9 接待外国旅游人数 (按性别、年龄和职业分)  
FOREIGN TOURISTS BY SEX, AGE AND OCCUPATION

单位: 万人

(10 000 persons)

| 指 标    | Item                        | 1990   | 1991   | 1992   | 1993   |
|--------|-----------------------------|--------|--------|--------|--------|
| 总 计    | Total                       | 174.73 | 271.01 | 400.64 | 465.59 |
| 按性别分   | By Sex                      |        |        |        |        |
| 男      | Male                        | 112.17 | 182.74 | 265.49 | 325.28 |
| 女      | Female                      | 62.56  | 88.27  | 135.15 | 140.31 |
| 按年龄分   | By Age                      |        |        |        |        |
| 16岁及以下 | 16 and Below                | 14.84  | 11.12  | 15.46  | 19.34  |
| 17-30岁 | 17-30                       | 45.42  | 66.79  | 105.09 | 123.52 |
| 31-50岁 | 31-50                       | 73.43  | 119.74 | 176.73 | 208.69 |
| 51岁及以上 | 50 and Over                 | 41.04  | 73.76  | 103.36 | 114.04 |
| 按职业分   | By Occupation               |        |        |        |        |
| 专业技术人员 | Technicians                 | 31.50  | 35.95  | 41.03  | 39.53  |
| 行政管理人員 | Administrators              | 30.66  | 26.37  | 47.55  | 30.77  |
| 商 人    | Businessmen                 | 36.96  | 57.42  | 90.29  | 122.53 |
| 办 事 员  | Office Clerks               |        | 25.50  | 43.91  | 53.90  |
| 服务人员   | Service Clerks              |        | 12.71  | 22.94  | 37.77  |
| 工人、农民  | Workers and Farmers         | 33.34  | 50.31  | 63.57  | 64.74  |
| 其他职业人员 | Other                       | 23.27  | 35.49  | 62.14  | 79.71  |
| 无职业人员  | Persons without Occupations | 19.00  | 27.26  | 29.21  | 36.64  |

16-10 三大旅行社接待人数  
ACCOMMODATED BY MAJOR TRAVEL AGENCIES

单位: 万人

(10 000 persons)

| 年 份  | 合 计    | 国际旅行社                             | 中国旅行社               | 青年旅行社               | 占接待人数比重(%) |       |       |
|------|--------|-----------------------------------|---------------------|---------------------|------------|-------|-------|
|      |        |                                   |                     |                     | 国际旅行社      | 中国旅行社 | 青年旅行社 |
| Year | Total  | China International Travel Agency | China Travel Agency | Youth Travel Agency | Total=100  |       |       |
| 1978 | 68.64  | 12.46                             | 56.18               |                     | 18.15      | 81.85 |       |
| 1980 | 92.39  | 21.87                             | 69.47               | 1.05                | 23.67      | 75.19 | 1.14  |
| 1983 | 125.68 | 32.00                             | 90.75               | 2.93                | 25.46      | 72.21 | 2.33  |
| 1984 | 127.19 | 39.87                             | 82.58               | 4.74                | 31.35      | 64.93 | 3.73  |
| 1985 | 129.39 | 46.88                             | 77.33               | 5.18                | 36.23      | 59.77 | 4.00  |
| 1986 | 113.36 | 45.93                             | 59.53               | 7.90                | 40.52      | 52.51 | 6.97  |
| 1987 | 147.80 | 50.50                             | 84.77               | 12.53               | 34.17      | 57.35 | 8.48  |
| 1988 | 177.74 | 52.62                             | 110.39              | 14.73               | 29.61      | 62.11 | 8.29  |
| 1989 | 108.07 | 13.78                             | 84.31               | 9.98                | 12.75      | 78.01 | 9.23  |
| 1990 | 131.00 | 11.02                             | 106.46              | 13.52               | 8.41       | 81.27 | 10.32 |
| 1991 | 170.98 | 48.79                             | 106.59              | 15.60               | 28.54      | 62.34 | 9.12  |
| 1992 | 175.91 | 64.69                             | 96.23               | 14.99               | 36.77      | 54.70 | 8.52  |
| 1993 | 170.13 | 74.07                             | 82.02               | 14.04               | 43.54      | 48.21 | 8.25  |

16-11 重点城市接待旅游人数  
TOURISTS BY MAJOR CITY VISITED

单位: 万人次

(10 000 person, times)

| 城市 City          | 1990     |               | 1991     |               | 1992     |               | 1993     |               |
|------------------|----------|---------------|----------|---------------|----------|---------------|----------|---------------|
|                  | 总计 Total | # 外国人 Foreign | 总计 Total | # 外国人 Foreign | 总计 Total | # 外国人 Foreign | 总计 Total | # 外国人 Foreign |
| 总计 Total         | 931.67   | 272.25        | 1 056.57 | 374.35        | 1 277.87 | 496.53        | 1 235.14 | 559.49        |
| 北京 Beijing       | 100.07   | 63.75         | 132.15   | 91.39         | 174.81   | 120.46        | 202.75   | 145.04        |
| 天津 Tianjin       | 5.60     | 3.55          | 6.27     | 3.84          | 8.75     | 5.53          | 10.94    | 7.30          |
| 石家庄 Shijiazhuang | 0.73     | 0.41          | 0.88     | 0.47          | 1.00     | 0.52          | 1.17     | 0.63          |
| 秦皇岛 Qinhuangdao  | 0.97     | 0.69          | 1.33     | 0.85          | 1.44     | 0.92          | 1.71     | 1.01          |
| 承德 Chengde       | 1.14     | 0.87          | 2.25     | 1.45          | 3.23     | 2.06          | 4.02     | 3.06          |
| 太原 Taiyuan       | 1.35     | 0.72          | 1.61     | 1.00          | 1.73     | 1.16          | 2.24     | 1.60          |
| 大同 Datong        | 1.19     | 0.81          | 1.52     | 1.08          | 1.81     | 1.36          | 1.87     | 1.48          |
| 呼和浩特 Hohhot      | 0.91     | 0.58          | 1.62     | 0.83          | 2.05     | 1.16          | 1.84     | 1.16          |
| 沈阳 Shenyang      | 4.19     | 2.63          | 5.01     | 2.96          | 6.51     | 4.15          | 8.31     | 5.57          |
| 大连 Dalian        | 5.20     | 3.58          | 7.30     | 5.21          | 9.34     | 6.76          | 10.86    | 7.80          |
| 长春 Changchun     | 2.48     | 1.61          | 3.00     | 1.77          | 3.87     | 2.40          | 3.41     | 2.20          |
| 吉林 Jilin         | 0.95     | 0.25          | 1.61     | 0.34          | 1.85     | 0.43          | 1.46     | 0.52          |
| 哈尔滨 Harbin       | 5.04     | 2.67          | 6.79     | 3.90          | 9.51     | 6.52          | 8.42     | 5.88          |
| 上海 Shanghai      | 89.30    | 46.06         | 98.18    | 61.27         | 125.31   | 78.13         | 124.84   | 85.28         |
| 南京 Nanjing       | 26.33    | 7.29          | 22.13    | 9.68          | 26.84    | 11.08         | 24.25    | 12.77         |
| 无锡 Wuxi          | 14.29    | 3.85          | 11.64    | 5.70          | 15.22    | 7.43          | 14.48    | 8.77          |
| 苏州 Suzhou        | 26.16    | 8.07          | 22.77    | 11.63         | 29.62    | 14.68         | 29.60    | 18.45         |
| 南通 Nantong       | 0.96     | 0.51          | 1.10     | 0.62          | 1.58     | 0.90          | 1.95     | 1.06          |
| 连云港 Lianyungang  | 0.24     | 0.15          | 0.26     | 0.15          | 0.30     | 0.16          | 0.39     | 0.23          |
| 杭州 Hangzhou      | 38.83    | 8.66          | 39.02    | 13.68         | 48.96    | 18.38         | 45.96    | 19.98         |
| 宁波 Ningbo        | 2.56     | 0.91          | 3.12     | 1.28          | 4.20     | 1.77          | 6.60     | 2.85          |
| 温州 Wenzhou       | 0.68     | 0.11          | 1.11     | 0.23          | 1.49     | 0.30          | 1.63     | 0.38          |
| 黄山 Huangshan     |          |               | 10.45    | 1.92          | 11.90    | 2.03          | 10.17    | 3.08          |
| 福州 Fuzhou        | 15.90    | 2.70          | 14.81    | 3.47          | 17.44    | 4.63          | 16.27    | 4.87          |
| 厦门 Xiamen        | 21.08    | 4.17          | 20.51    | 6.68          | 25.79    | 8.37          | 27.64    | 10.89         |
| 泉州 Quanzhou      | 23.90    | 0.96          | 23.66    | 0.73          | 26.69    | 0.94          | 29.17    | 0.85          |
| 漳州 Zhangzhou     | 1.38     | 0.14          | 1.03     | 0.16          | 1.46     | 0.24          | 1.55     | 0.27          |
| 九江 Jiujiang      | 0.77     | 0.19          | 0.85     | 0.20          | 1.08     | 0.35          | 1.09     | 0.36          |
| 济南 Jinan         | 2.06     | 1.27          | 2.56     | 1.47          | 3.60     | 1.53          | 3.98     | 1.72          |
| 青岛 Qingdao       | 5.24     | 2.23          | 6.09     | 2.66          | 8.31     | 3.81          | 9.43     | 4.88          |
| 烟台 Yantai        | 1.04     | 0.53          | 2.00     | 1.09          | 2.58     | 1.25          | 1.95     | 1.02          |
| 郑州 Zhengzhou     | 4.13     | 0.95          | 4.45     | 1.08          | 4.86     | 1.49          | 5.06     | 1.63          |
| 洛阳 Louyang       | 2.82     | 1.79          | 3.37     | 2.45          | 4.59     | 3.02          | 5.87     | 3.44          |
| 武汉 Wuhan         | 8.54     | 2.29          | 8.96     | 2.82          | 13.38    | 3.68          | 12.71    | 4.21          |
| 长沙 Changsha      | 2.84     | 0.76          | 3.30     | 0.85          | 3.97     | 1.05          | 4.01     | 1.27          |
| 广州 Guangzhou     | 189.10   | 32.45         | 203.44   | 44.46         | 208.35   | 51.76         | 186.97   | 46.09         |
| 深圳 Shenzhen      | 148.24   | 9.32          | 182.98   | 10.84         | 214.37   | 16.98         | 169.03   | 20.32         |
| 珠海 Zhuhai        | 37.71    | 1.08          | 46.03    | 2.41          | 44.18    | 4.35          | 43.58    | 5.14          |
| 汕头 Shantou       | 17.67    | 5.88          | 19.83    | 7.67          | 17.95    | 7.78          | 18.25    | 7.92          |
| 湛江 Zhanjiang     | 1.76     | 0.29          | 2.68     | 0.32          | 4.05     | 0.41          | 3.32     | 0.50          |
| 南宁 Nanning       | 0.79     | 0.23          | 1.75     | 0.58          | 2.45     | 0.80          | 2.44     | 0.97          |
| 桂林 Guilin        | 48.49    | 14.77         | 42.91    | 19.92         | 50.86    | 26.49         | 43.91    | 27.93         |
| 北海 Beihai        | 0.32     | 0.07          | 0.26     | 0.06          | 0.29     | 0.06          | 0.46     | 0.10          |
| 三亚 Haikou        |          |               | 11.81    | 1.90          | 13.67    | 2.59          | 12.71    | 2.73          |
| 三亚 Sanya         |          |               | 5.64     | 0.75          | 4.88     | 0.75          | 0        | 0             |
| 成都 Chengdu       | 13.13    | 4.42          | 13.95    | 5.33          | 19.26    | 6.39          | 17.24    | 6.58          |
| 重庆 Chongqing     | 6.26     | 1.87          | 7.31     | 2.68          | 12.46    | 4.69          | 11.75    | 5.21          |
| 贵阳 Guiyan        | 1.98     | 0.57          | 2.68     | 0.70          | 4.70     | 1.08          | 6.67     | 2.64          |
| 昆明 Kunming       | 14.82    | 4.98          | 16.02    | 5.75          | 23.17    | 10.71         | 27.11    | 16.78         |
| 西安 Xian          | 25.88    | 15.40         | 31.01    | 23.78         | 40.16    | 33.63         | 43.50    | 36.37         |
| 兰州 Lanzhou       | 2.70     | 1.95          | 4.07     | 3.01          | 3.93     | 2.87          | 3.47     | 2.65          |
| 乌鲁木齐 Urumqi      | 3.95     | 3.26          | 5.44     | 4.28          | 8.04     | 6.54          | 7.13     | 6.05          |

注: 1. 各重点城市接待旅游者有重复, 故与全国旅游人数总计有差异。

2. 黄山、海口、三亚等三市1990年前尚未列入重点旅游城市, 无接待人数统计资料。

a) There were repetition calculation among major cities, so it's not equal to the national total.

b) Before 1990, Huangshan, Haikou and Sanya were not listed in major cities, so there were no data for them.

## 16-12 各地区按经济类型分的涉外饭店个数 (1993年底)

## NUMBER OF TOURIST HOTELS BY OWNERSHIP AND BY REGION (END OF 1993)

单位: 个

(unit)

| 地 区<br>Region        | 涉外饭店<br>个<br>Total | 国 有<br>State-<br>Owned | 合 营<br>Joint-<br>Owned | 外商独资<br>Solely<br>Foreign<br>Owned | 中外合资<br>Chinese<br>and Foreign<br>Joint<br>Ventures | 中外合作<br>Chinese<br>and Foreign<br>Cooperative<br>Ventures | 集 体<br>Collective<br>-Owned | 个 体<br>Private |
|----------------------|--------------------|------------------------|------------------------|------------------------------------|---|---|-----------------------------|----------------|
| 全 国 National         | 2 552              | 1 820                  | 10                     | 10                                 | 259   | 229   | 208                         | 16             |
| 北 京 Beijing          | 232                | 122                    |                        |                                    | 75  | 1   | 34                          |                |
| 天 津 Tianjin          | 28                 | 14                     |                        |                                    | 13  | 1   |                             |                |
| 河 北 Hebei            | 69                 | 67                     |                        |                                    |   |   | 2                           |                |
| 山 西 Shanxi           | 27                 | 26                     |                        |                                    |   | 1   |                             |                |
| 内 蒙 古 Inner Mongolia | 20                 | 17                     |                        |                                    | 1   |   | 2                           |                |
| 辽 宁 Liaoning         | 75                 | 50                     |                        |                                    | 19  | 2   | 4                           |                |
| 吉 林 Jilin            | 42                 | 38                     |                        | 1                                  | 2   |   | 1                           |                |
| 黑 龙 江 Heilongjiang   | 48                 | 46                     |                        |                                    | 1   |   | 1                           |                |
| 上 海 Shanghai         | 98                 | 69                     | 3                      | 2                                  | 12  | 9   | 3                           |                |
| 江 苏 Jiangsu          | 72                 | 54                     | 1                      |                                    | 7   | 4   | 6                           |                |
| 浙 江 Zhejiang         | 84                 | 62                     |                        |                                    | 10  | 2   | 10                          |                |
| 安 徽 Anhui            | 74                 | 58                     |                        |                                    | 4   |   | 12                          |                |
| 福 建 Fujian           | 102                | 72                     |                        | 1                                  | 13  | 14  | 2                           |                |
| 江 西 Jiangxi          | 45                 | 37                     |                        |                                    | 2   | 3   | 3                           |                |
| 山 东 Shandong         | 69                 | 57                     |                        |                                    | 5   | 2   | 5                           |                |
| 河 南 Henan            | 23                 | 19                     |                        |                                    | 3   |   | 1                           |                |
| 湖 北 Hubei            | 110                | 100                    |                        | 1                                  | 2   |   | 7                           |                |
| 湖 南 Hunan            | 60                 | 54                     |                        |                                    | 6   |   |                             |                |
| 广 东 Guangdong        | 798                | 487                    | 1                      | 1                                  | 45  | 165   | 84                          | 15             |
| 广 西 Guangxi          | 69                 | 44                     |                        |                                    | 17  | 4   | 4                           |                |
| 海 南 Hainan           | 69                 | 46                     | 5                      | 4                                  | 6   | 4   | 3                           |                |
| 四 川 Sichuan          | 104                | 90                     |                        |                                    | 7   | 3   | 4                           |                |
| 贵 州 Guizhou          | 17                 | 15                     |                        |                                    | 2   |   |                             |                |
| 云 南 Yunnan           | 56                 | 38                     |                        |                                    | 4   |   | 14                          |                |
| 西 藏 Tibet            | 12                 | 10                     |                        |                                    |   | 1   | 1                           |                |
| 陕 西 Shaanxi          | 33                 | 17                     |                        |                                    | 1   | 13  | 2                           |                |
| 甘 肃 Gansu            | 29                 | 28                     |                        |                                    |   |   | 1                           |                |
| 青 海 Qinghai          | 8                  | 8                      |                        |                                    |   |   |                             |                |
| 宁 夏 Ningxia          | 15                 | 15                     |                        |                                    |   |   |                             |                |
| 新 疆 Xinjiang         | 64                 | 60                     |                        |                                    | 2   |   | 2                           |                |

## 16-13 各地区按规模分的涉外饭店个数 (1993年底)

## NUMBER OF TOURIST HOTELS BY CAPACITY AND BY REGION (END OF 1993)

单位: 个

(unit)

| 地 区<br>Region        | 涉外饭店         |   |                                      |                                      |                                      |                                     |
|----------------------|--------------|---|--------------------------------------|--------------------------------------|--------------------------------------|-------------------------------------|
|                      | 个 数<br>Total | 客房总数<br>500间以上<br>500 Rooms<br>and Over | 客房总数<br>300-499间<br>300-499<br>Rooms | 客房总数<br>200-299间<br>200-299<br>Rooms | 客房总数<br>100-199间<br>100-199<br>Rooms | 客房总数<br>99间以下<br>Below 100<br>Rooms |
| 全 国 National         | 2 552        | 69                                      | 216                                  | 326                                  | 797                                  | 1 144                               |
| 北 京 Beijing          | 232          | 24                                      | 36                                   | 35                                   | 56                                   | 81                                  |
| 天 津 Tianjin          | 28           | 1                                       | 2                                    | 6                                    | 5                                    | 14                                  |
| 河 北 Hebei            | 69           | 2                                       | 6                                    | 10                                   | 30                                   | 21                                  |
| 山 西 Shanxi           | 27           |   | 4                                    | 3                                    | 13                                   | 7                                   |
| 内 蒙 古 Inner Mongolia | 20           |   | 1                                    | 3                                    | 7                                    | 9                                   |
| 辽 宁 Liaoning         | 75           |   | 6                                    | 10                                   | 27                                   | 32                                  |
| 吉 林 Jilin            | 42           |   | 1                                    | 4                                    | 12                                   | 25                                  |
| 黑 龙 江 Heilongjiang   | 48           | 1                                       | 1                                    | 3                                    | 19                                   | 24                                  |
| 上 海 Shanghai         | 98           | 15                                      | 18                                   | 18                                   | 31                                   | 16                                  |
| 江 苏 Jiangsu          | 72           | 1                                       | 9                                    | 10                                   | 32                                   | 20                                  |
| 浙 江 Zhejiang         | 84           | 1                                       | 6                                    | 8                                    | 30                                   | 39                                  |
| 安 徽 Anhui            | 74           |   | 2                                    | 7                                    | 26                                   | 39                                  |
| 福 建 Fujian           | 102          |   | 6                                    | 16                                   | 36                                   | 44                                  |
| 江 西 Jiangxi          | 45           | 2                                       | 2                                    | 10                                   | 19                                   | 12                                  |
| 山 东 Shandong         | 69           | 1                                       | 4                                    | 7                                    | 29                                   | 28                                  |
| 河 南 Henan            | 23           |   | 1                                    | 6                                    | 10                                   | 6                                   |
| 湖 北 Hubei            | 110          |   | 10                                   | 25                                   | 40                                   | 35                                  |
| 湖 南 Hunan            | 60           |   | 3                                    | 8                                    | 20                                   | 29                                  |
| 广 东 Guangdong        | 798          | 13                                      | 46                                   | 72                                   | 188                                  | 479                                 |
| 广 西 Guangxi          | 69           | 1                                       | 13                                   | 17                                   | 17                                   | 21                                  |
| 海 南 Hainan           | 69           |   | 1                                    | 8                                    | 22                                   | 38                                  |
| 四 川 Sichuan          | 104          |   | 15                                   | 19                                   | 43                                   | 27                                  |
| 贵 州 Guizhou          | 17           |   | 2                                    | 1                                    | 8                                    | 6                                   |
| 云 南 Yunnan           | 56           |   | 5                                    | 7                                    | 25                                   | 19                                  |
| 西 藏 Tibet            | 12           |   | 1                                    |                                      | 3                                    | 8                                   |
| 陕 西 Shaanxi          | 33           | 5                                       | 6                                    | 3                                    | 10                                   | 9                                   |
| 甘 肃 Gansu            | 29           | 1                                       | 3                                    | 3                                    | 11                                   | 11                                  |
| 青 海 Qinghai          | 8            | 1                                       | 1                                    |                                      | 3                                    | 3                                   |
| 宁 夏 Ningxia          | 15           |   | 1                                    |                                      | 5                                    | 9                                   |
| 新 疆 Xinjiang         | 64           |   | 4                                    | 7                                    | 20                                   | 33                                  |

## 主要统计指标解释

**利用外资** 指我国各级政府、部门、企业和其他经济组织通过对外借款、吸收外商直接投资以及用其他方式筹措的境外现汇、设备、技术等。

**对外借款** 是我国利用外资的主要部分。包括我国通过外国政府贷款,国际金融组织贷款,外国银行商业贷款,出口信贷以及对外发行债券、股票等方式,从境外筹措的资金。

**外商直接投资** 是指外国企业和经济组织或个人(包括华侨、港澳台胞以及我国在境外注册的企业)按我国有关政策、法规,用现汇、实物、技术等在我国境内开办外商独资企业、与我国境内的企业或经济组织共同举办中外合资经营企业、合作经营企业或作合作开发资源的投资(包括外商投资收益的再投资)以及经政府有关部门批准的项目投资总额内,企业从境外借入的资金。

**对外承包工程** 包括各对外承包公司以招标议标承包方式承揽的下列业务(1)承包国外工程建设项目;(2)承包我国对外经援项目;(3)承包我国驻外机构的工程建设项目;(4)承包我国境内利用外资进行建设的工程项目;(5)与外国承包公司合营或联合承包工程项目时我国公司分包部分;(6)以服务成果向业主收费的技术服务项目(包括承担地形地貌测绘;地质资源勘探与普查;建设区域规划;提供设计文件、图纸、生产工艺技术资料 and 工程技术经济咨询;工程项目的可行性考察、研究和评估;进行技术指导和培训人员等);(7)对外承包兼营的房屋开发业务。对外承包工程的营业额是以货币表现的本期内完成的对外承包工程的工作量,包括以前年度签订的合同和本年度新签订的合同在报告期完成的工作量。

**对外劳务合作** 指以收取工资的形式向业主或承包商提供技术和劳动服务的活动。我国对外承包公司在境外开办的合营企业,中国公司同时又提供劳务的,其劳务部分也纳入劳务合作统计。劳务合作营业额按报告期内向雇主提交的结算数(包括工资、加班费和奖金等)统计。

**旅游人数** 指来我国参观、访问、旅行、探亲、访友、休养、考察、参加会议和从事经济、科技、文化、教育、体育、宗教等活动的外国人、华侨、港澳和台湾同胞的人数。不包括外国在我国常驻机构,如使领馆、通讯社、企业办事处的工作人员;来我国常住的外国专家、留学生以及在岸逗留不过夜人员。

**旅游外汇收入** 指国内各部门为来我国旅游的外国人、华侨、港澳和台湾同胞提供商品和劳务而获得的外汇收入。包括供应商品、饮食和提供住宿、交通、邮电、文化娱乐、导游等各项服务所得到的全部外汇收入。

## Explanatory Notes for Major Indicators

**Utilization of Foreign Capital** refers to credits, instruments and technology financed from abroad and Hong Kong and Macao, by loans, direct foreign investment and other forms undertaken by Chinese governments at all levels, by various departments, enterprises, and other economic units.

**Foreign Borrowings** constitute a major part of China's use of foreign capital, including funds borrowed from foreign countries and Hong Kong and Macao, loans by foreign governments, and international monetary organizations, commercial loans and export financed by foreign banks, and funds collected by Chinese bonds and shares issued in foreign countries.

**Direct Investment by Foreign Business** refers to the investments inside China by foreign enterprises and economic organizations or individuals (including overseas Chinese, compatriots in Hong Kong and Macao, and Chinese enterprises registered abroad), following the relevant policies and laws of China, for the establishment of wholly foreign-owned enterprises, and the establishment of joint venture enterprises, contractual joint ventures or co-operative exploration of resources with enterprises or economic organization in China (including re-investment of profits from foreign businessmen's enterprises), and the funds that enterprises borrow from abroad in the total investment of projects which are approved by the relevant department of the government.

**Contracted Projects with Foreign Countries** refer to projects undertaken by Chinese contractors (project contracting companies) through bidding process. They include: (1) overseas civil engineering construction projects financed by foreign investors; (2) overseas projects financed by the Chinese government through its foreign-aid programs; (3) construction projects of Chinese diplomatic missions, trade offices and other institutions stationed abroad; (4) construction projects in China financed by foreign investment; (5) sub-contracted projects to be taken by Chinese contractors through a joint umbrella project with foreign contractor (s); (6) technical assistance projects in the form of service results and chargeable to the owners (such as topographic surveying, geological prospecting, development zone programming, provision of documents, blueprint, materials on production process, technical consultation, project feasibility studies and evaluation, personnel training, etc.); and (7) housing development projects. The business income from international contracting is the work of contracted projects completed during the reference period, expressed in value terms, including completed work on projects signed in previous years.

**Service Co-operation with Foreign Countries** refers to the activities of providing technology and labor services to employers or contractors in forms of collecting salary and wage. Labor services providing by contractual joint ventures of Chinese international contracting corporations, should be taken in statistics of service co-operation with foreign countries. The business income of labor service co-operation is the income of wages and salaries and other expenses collected from the employers during the reference period.

**Number of Tourists** refers to the number of foreigners, overseas Chinese, and compatriots from Hong Kong, Macao and Taiwan coming to China for sightseeing, visits, tours, family reunions, vacations, study tours and other activities of an economic, scientific and technological, cultural, physical culture and religious nature. This does not include employees of foreign organizations stationed in China such as embassies, consulates, news agencies, the offices of corporations and enterprises and foreign experts and students residing in China and the persons staying but not for night.

**Foreign Exchange Income from Tourism** refers to the foreign exchange income derived from commodities sold and services provided by domestic departments to the visiting foreigners, overseas Chinese and compatriots from Hong King, Macao and Taiwan. This includes the total foreign exchange income from the sale of commodities and food and provision of accommodation, transport, telecommunications, culture, entertainment and tour guides and other services.

十七 金融和保險

BANKING AND INSURANCE

---

---





17-1 银行保险系统机构、人员数 (1993年底)  
 INSTITUTIONS AND PERSONNEL OF NATIONAL BANKING AND  
 INSURANCE SYSTEM (END OF 1993)

| 项 目<br>Item   | 合 计<br>Total | 中国人<br>民银行<br>People's<br>Bank<br>of China | 中国工<br>商银行<br>Industrial<br>and<br>Commercial<br>Bank of<br>China | 中国农<br>业银行<br>Agricultural<br>Bank of<br>China | 中 国<br>银 行<br>Bank<br>of<br>China | 中国建设<br>银行<br>People's<br>Construction<br>Bank of<br>China | 中国人<br>民保险<br>公司<br>People's<br>Insurance<br>Company<br>of China | 交 通<br>银 行<br>Bank of<br>Communications |
|---|--------------|--|---|--|-----------------------------------|--|--|---|
| 机构总数 (个)<br>Institutions  | 143 796      | 2 534                                      | 34 002  | 58 964   | 9 886                             | 32 456   | 4 959  | 995                                     |
| 总行(公司)<br>National Headquarters                                       | 7            | 1  | 1   | 1  | 1                                 | 1  | 1  | 1                                       |
| 省、市、区<br>Branches at Provincial Level                                 | 191          | 30   | 29  | 29   | 30                                | 30   | 30   | 13                                      |
| 计划单列市<br>Branches in Separate Planning<br>Cities                      | 85           | 14   | 14  | 14   | 14                                | 14   | 15   |   |
| 地(市)分支行<br>Branches in Prefectures and<br>Cities at Prefectural Level | 2 115        | 315  | 422   | 312  | 363                               | 327  | 314  | 62                                      |
| 县市、办事处<br>Branches in Counties  | 12 130       | 2 064                                      | 2 336   | 2 226  | 1 217                             | 2 130  | 2 157  |   |
| 城市(郊区)办事处<br>City Offices   | 7 180        | 17   | 1 134   | 635  | 1 147                             | 3 172  | 801  | 274                                     |
| 营业部<br>Business Offices   | 469          |  |   | 370  |                                   |  |  | 99                                      |
| 分理处、营业所<br>Small and Local Branches                                   | 41 505       |  | 3 987   | 31 770   | 1 759                             | 2 261  | 1 512  | 216                                     |
| 储蓄所<br>Savings Deposit Offices  | 71 242       |  | 21 831  | 22 501   | 5 238                             | 21 388   |  | 284                                     |
| 其 他<br>Other  | 8 872        | 93   | 4 248   | 1 106  | 117                               | 3 133  | 129  | 46                                      |
| 职工人数 (人)<br>Personnel   | 1 893 957    | 183 242                                    | 554 931   | 536 160  | 159 963                           | 311 685  | 115 898  | 32 078                                  |
| 总行(公司)<br>National Headquarters                                       | 8 365        | 2 273                                      | 643   | 792  | 2 114                             | 1 291  | 854  | 398                                     |
| 省、市、区<br>Branches at Provincial Level                                 | 65 794       | 11 685                                     | 7 846   | 6 903  | 16 899                            | 11 074   | 7 115  | 4 272                                   |
| 计划单列市<br>Branches in Separate Planning<br>Cities                      | 27 290       | 5 075                                      | 5 345   | 2 288  | 5 802                             | 5 774  | 3 006  |   |
| 地(市)分支行<br>Branches in Prefectures and<br>Cities at Prefectural Level | 259 385      | 45 402                                     | 62 626  | 26 333   | 40 439                            | 54 195   | 20 414   | 9 976                                   |
| 县市、办事处<br>Branches in Counties  | 555 317      | 81 287                                     | 176 405   | 122 922  | 39 062                            | 78 810   | 56 831   |   |
| 城市(郊区)办事处<br>City Offices   | 220 685      | 711  | 88 147  | 27 827   | 16 528                            | 57 241   | 22 284   | 7 947                                   |
| 营业部<br>Business Offices   | 18 313       |  |   | 14 721   |                                   |  |  | 3 592                                   |
| 分理处、营业所<br>Small and Local Branches                                   | 384 397      |  | 52 273  | 281 183  | 13 103                            | 31 654   | 3 828  | 2 356                                   |
| 储蓄所<br>Savings Deposit Offices  | 232 430      |  | 102 624   | 35 437   | 23 833                            | 69 176   |  | 1 360                                   |
| 其 他<br>Other  | 121 981      | 36 809                                     | 59 022  | 17 754   | 2 183                             | 2 470  | 1 556  | 2 177                                   |

注：国家外汇管理局因由中国人民银行代管，故其机构数放在“其他”栏中，人员数含在中国人民银行总行机关中。

a) SFEC managed by the People's Bank of China, so its institutions list in others, and the personnel number included in People's Bank of China.

## 17-2 国家银行信贷资金平衡表(资金来源)

## NATIONAL BANKING SYSTEM CREDIT FUNDS BALANCE SHEET-SOURCES OF FUNDS

(年末余额) 单位: 亿元

(year-end) (100 000 000 yuan)

| 项 目       | Item   | 1985     | 1990      | 1991      | 1992      | 1993      |
|-----------|--|----------|-----------|-----------|-----------|-----------|
| 资金来源合计    | All Sources  | 6 430.87 | 16 837.88 | 20 613.90 | 24 269.06 | 34 194.62 |
| 各项存款      | Deposits   | 4 273.03 | 11 644.83 | 14 864.08 | 18 891.05 | 23 230.33 |
| 企业存款      | Enterprise Deposits                                | 2 071.53 | 3 997.68  | 4 918.10  | 6 815.77  | 7 671.62  |
| 财政存款      | Treasury Deposits                                  | 368.37   | 380.40    | 485.76    | 230.68    | 487.31    |
| 基本建设存款    | Capital Construction Deposits                      |          |           |           |           |           |
| 机关团体存款    | Deposits of Government Agencies and Organizations  | 325.76   | 614.78    | 752.78    | 687.46    | 713.10    |
| 城镇储蓄存款    | Urban Savings Deposits                             | 1 057.81 | 5 192.58  | 6 790.33  | 8 678.08  | 11 187.58 |
| 农村存款      | Rural Deposits                                     | 449.56   | 850.26    | 1 172.47  | 1 409.42  | 1 752.85  |
| 其他存款      | Other Deposits                                     |          | 609.13    | 744.64    | 1 069.64  | 1 417.87  |
| 债券        | Bonds  |          | 91.99     | 134.06    | 162.70    | 98.63     |
| 对国际金融机构负债 | Liabilities to International Monetary Institutions | 78.18    | 185.71    | 184.67    | 235.98    | 217.26    |
| 流通中货币     | Currency in Circulation                            | 987.83   | 2 644.37  | 3 177.80  | 4 336.00  | 5 864.70  |
| 银行自有资金    | Funds in Banks                                     | 777.82   | 1 315.83  | 1 481.70  | 1 821.63  | 2 207.30  |
| 当年结益      | Current Balance of Profit and Loss Accounts        | 70.30    | 165.87    | 453.78    | -1 178.30 |           |
| 其他        | Other  | 243.71   | 789.28    | 317.81    |           | 2 576.40  |

注: 1993年的其他项为“同业往来”和“其他”的合计数。

a) In 1993, other refers the sum of "the same bussiness contacts" and "other".

## 17-3 国家银行信贷资金平衡表(资金运用)

## NATIONAL BANKING SYSTEM CREDIT FUNDS BALANCE SHEET-USES OF FUNDS

(年末余额) 单位: 亿元

(year-end) (100 000 000 yuan)

| 项 目            | Item   | 1985     | 1990      | 1991      | 1992      | 1993      |
|----------------|--|----------|-----------|-----------|-----------|-----------|
| 资金运用合计         | All Uses   | 6 430.87 | 16 837.88 | 20 613.90 | 24 269.06 | 34 194.62 |
| 各项贷款           | Loans  | 5 905.51 | 15 166.36 | 18 043.95 | 21 615.53 | 26 461.14 |
| 工业生产企业贷款       | Industrial Production Enterprise Loans   | 1 160.08 | 3 559.43  | 4 235.76  | 4 956.05  | 6 047.34  |
| 工业供销企业及物资部门贷款  | Industrial Supply and Marketing Enterprise and Materials Supply Department Loans     | 380.83   | 652.95    | 696.77    | 818.80    | 974.09    |
| 商业企业贷款         | Commercial Enterprise Loans  | 2 649.30 | 5 768.48  | 6 691.19  | 7 677.71  | 9 037.46  |
| 建筑企业贷款         | Construction Enterprise Loans  | 267.07   | 671.45    | 715.01    | 906.06    | 1 052.16  |
| 城镇集体企业及个体工商户贷款 | Urban Collective Enterprise and Individual Industrial and Commercial Household loans | 321.28   | 831.26    | 950.26    | 1 166.49  | 1 399.30  |
| 农业贷款           | Agricultural Loans   | 416.63   | 1 038.08  | 1 209.48  | 1 448.72  | 1 720.23  |
| 固定资产贷款         | Fixed Asset Loans  | 705.32   | 2 245.75  | 3 044.36  | 3 924.55  | 5 170.52  |
| 其他贷款           | Other Loans  |          | 398.96    | 501.12    | 717.15    | 1 060.04  |
| 黄金占款           | Gold   | 12.04    | 12.04     | 12.04     | 12.04     | 12.04     |
| 外汇占款           | Foreign Exchange   | 93.10    | 599.46    | 1 228.11  | 1 101.98  | 875.54    |
| 在国际金融机构资产      | Assets in International Monetary Institutions  | 88.69    | 258.96    | 261.96    | 298.41    | 336.81    |
| 财政借款           | Government Debt  | 275.05   | 801.06    | 1 067.84  | 1 241.10  | 1 582.07  |
| 购买债券           | Purchase Debt  |          |           |           |           | 604.13    |
| 其他支出           | Other  | 56.48    | 55.92     |           |           | 4 322.89  |

17-4 国家银行现金收入  
CASH REVENUE OF NATIONAL BANKING SYSTEM

单位: 亿元

(100 000 000 yuan)

| 项 目      | Item  | 1980    | 1985    | 1990     | 1991     | 1992     | 1993     |
|----------|---|---------|---------|----------|----------|----------|----------|
| 收入总计     | <b>Total</b>                                    | 2 033.2 | 5 499.1 | 17 171.1 | 21 465.1 | 31 248.0 | 48 883.8 |
| 商品销售收入   | Commodity Sales                                 | 1 365.3 | 2 863.7 | 5 690.6  | 6 602.1  | 8 316.5  | 11 264.1 |
| 服务事业收入   | Service Trade                                   | 142.7   | 321.6   | 958.9    | 1 200.6  | 1 668.3  | 2 434.6  |
| 税款收入     | Taxes   | 6.3     | 36.1    | 126.8    | 156.3    | 192.8    | 270.8    |
| 农村信用社收入  | Rural Credit Cooperatives                       | 123.0   | 580.4   | 1 353.6  | 1 662.7  | 2 076.3  | 2 861.2  |
| 乡镇企事业收入  | Township Enterprises and Nonprofit Institutions |         | 84.2    | 270.6    | 359.6    | 531.3    | 860.1    |
| 个体经营收入   | Individual Business                             |         | 36.1    | 138.6    | 191.9    | 263.3    | 430.6    |
| 储蓄存款收入   | Savings Deposits                                | 291.6   | 1 242.0 | 6 910.5  | 8 996.2  | 14 174.8 | 23 709.7 |
| 其他金融机构收入 | Other Banking Institutions                      |         |         | 281.4    | 404.9    | 637.2    | 1 249.7  |
| 汇兑收入     | Remittances                                     | 37.3    | 82.5    | 293.3    | 405.8    | 637.7    | 829.7    |
| 债券收入     | Debts   |         |         |          |          |          | 487.4    |
| 其他收入     | Other   | 67.0    | 252.5   | 1 146.7  | 1 485.0  | 2 749.8  | 4 485.9  |

17-5 国家银行现金支出  
CASH EXPENDITURES OF NATIONAL BANKING SYSTEM

单位: 亿元

(100 000 000 yuan)

| 项 目        | Item  | 1980    | 1985    | 1990     | 1991     | 1992     | 1993     |
|------------|---|---------|---------|----------|----------|----------|----------|
| 支出总计       | <b>Total</b>                                    | 2 111.7 | 5 694.8 | 17 471.4 | 21 998.5 | 32 406.2 | 50 412.5 |
| 工资及对个人其他支出 | Wages and Other Payments to Individuals         | 896.6   | 1 786.5 | 4 177.5  | 4 863.6  | 6 104.1  | 7 953.2  |
| 农副产品采购支出   | Purchases of Agricultural and Sideline Products | 272.4   | 834.8   | 1 744.3  | 1 874.2  | 1 857.4  | 2 272.1  |
| 行政企业管理费支出  | Government and Enterprises Overhead             | 133.6   | 364.8   | 1 100.2  | 1 392.8  | 2 082.2  | 3 445.4  |
| 农村信用社支出    | Rural Credit Cooperatives                       | 457.9   | 1 094.8 | 1 946.7  | 2 438.1  | 3 339.2  | 4 216.4  |
| 乡镇企事业支出    | Township Enterprises and Nonprofit Institutions |         | 169.3   | 508.1    | 667.6    | 977.2    | 1 370.9  |
| 个体经营支出     | Individual Businesses                           |         | 57.0    | 216.8    | 292.7    | 457.3    | 739.9    |
| 储蓄存款支出     | Savings Deposits                                | 225.0   | 1 008.9 | 5 817.9  | 7 948.7  | 13 315.4 | 22 858.3 |
| 其他金融机构支出   | Other Banking Institutions                      |         |         | 264.9    | 344.0    | 628.6    | 1 325.9  |
| 汇兑支出       | Remittances                                     | 47.1    | 93.2    | 272.9    | 361.0    | 570.2    | 845.9    |
| 工矿产品收购支出   | Purchase industry and minal products            |         |         |          |          |          | 711.0    |
| 债券支出       | Debts   |         |         |          |          |          | 251.1    |
| 其他支出       | Other   | 79.1    | 285.5   | 1 422.1  | 1 816.0  | 3 074.6  | 4 422.3  |

17-6 国家银行现金投放回笼差额  
CASH STATISTICS OF NATIONAL BANKING SYSTEM

单位: 亿元

(100 000 000 yuan)

| 年 份<br>Year | 现金收入 *<br>Cash Revenue | 现金支出<br>Cash Expenditures | 投 放<br>Monetary Issues |
|-------------|------------------------|---------------------------|------------------------|
| 1957        | 516.7                  | 512.2                     | -4.5                   |
| 1962        | 633.2                  | 614.0                     | -19.2                  |
| 1965        | 675.7                  | 686.5                     | 10.8                   |
| 1970        | 812.8                  | 799.3                     | -13.5                  |
| 1975        | 1 128.2                | 1 134.2                   | 6.0                    |
| 1978        | 1 336.0                | 1 352.6                   | 16.6                   |
| 1980        | 2 033.2                | 2 111.7                   | 78.5                   |
| 1983        | 3 428.7                | 3 519.4                   | 90.7                   |
| 1984        | 4 207.6                | 4 469.9                   | 262.3                  |
| 1985        | 5 499.1                | 5 694.8                   | 195.7                  |
| 1986        | 6 613.3                | 6 843.9                   | 230.6                  |
| 1987        | 8 779.6                | 9 015.7                   | 236.1                  |
| 1988        | 12 810.5               | 13 490.0                  | 679.5                  |
| 1989        | 15 057.6               | 15 267.6                  | 210.0                  |
| 1990        | 17 171.1               | 17 471.4                  | 300.4                  |
| 1991        | 21 465.1               | 21 998.5                  | 533.4                  |
| 1992        | 31 248.0               | 32 406.2                  | 1 158.2                |
| 1993        | 48 883.8               | 50 412.5                  | 1 528.7                |

注: 投放栏中的负数表示现金回笼。

a) Withdrawal of currency is the negative number in monetary issue.

17-7 黄金和外汇储备  
GOLD AND FOREIGN EXCHANGE RESERVES

| 年 份<br>Year | 黄金储备<br>(万盎司)<br>Gold<br>(10 000 Ounces) | 国家外汇<br>(亿美元)<br>Government Held<br>Foreign Exchange<br>(US \$ 100 000 000) | 年 份<br>Year | 黄金储备<br>(万盎司)<br>Gold<br>(10 000 Ounces) | 国家外汇<br>(亿美元)<br>Government Held<br>Foreign Exchange<br>(US \$ 100 000 000) |
|-------------|--|---|-------------|--|---|
| 1979        | 1 280                                    | 8.40  | 1986        | 1 267                                    | 20.72   |
| 1980        | 1 280                                    | -12.96  | 1987        | 1 267                                    | 29.23   |
| 1981        | 1 267                                    | 27.08   | 1988        | 1 267                                    | 33.72   |
| 1982        | 1 267                                    | 69.86   | 1989        | 1 267                                    | 55.50   |
| 1983        | 1 267                                    | 89.01   | 1990        | 1 267                                    | 110.93  |
| 1984        | 1 267                                    | 82.20   | 1991        | 1 267                                    | 217.12  |
| 1985        | 1 267                                    | 26.44   | 1992        | 1 267                                    | 194.43  |
|             |  |   | 1993        | 1 267                                    | 211.99  |

17-8 农村信用社机构、人员数  
INSTITUTIONS AND PERSONNEL OF RURAL CREDIT COOPERATIVES

(年底数)

(year-end)

| 项 目     | Item  | 1985    | 1990    | 1991    | 1992    | 1993    |
|---------|---|---------|---------|---------|---------|---------|
| 机构数(个)  | Number of Institutions                              | 406 518 | 384 320 | 368 406 | 286 389 | 339 942 |
| 独立核算机构  | Institutions with Independent Accounting Systems    | 58 603  | 57 158  | 56 836  | 5 937   | 50 856  |
| 乡镇信用社   | Credit Cooperatives in Townships and Towns          | 57 156  | 55 098  | 55 663  | 5 027   | 47 981  |
| 联村信用社   | Credit Cooperatives in Joint Villages               | 1 267   | 1 903   | 1 080   | 815     | 815     |
| 村信用社    | Credit Cooperatives in Villages                     | 180     | 157     | 93      | 95      | 2 060   |
| 非独立核算机构 | Institutions without Independent Accounting Systems | 347 915 | 327 162 | 311 570 | 280 452 | 289 086 |
| 信用分社    | Branches of Credit Cooperatives                     | 27 983  | 30 095  | 30 715  | 33 443  | 34 713  |
| 储蓄所     | Savings Deposit Offices                             | 7 557   | 14 224  | 15 153  | 12 715  | 14 180  |
| 信用站     | Credit Stations                                     | 312 375 | 282 843 | 265 702 | 234 294 | 240 193 |
| 信用社脱产职工 | Number of Full-Time Staff and Workers               |         |         |         |         |         |
| 人数(人)   |   | 370 345 | 517 083 | 539 226 | 563 163 | 594 017 |
| 固定职工    | Permanent Staff and Workers                         | 274 496 | 269 756 | 269 109 | 264 534 | 266 542 |
| 合同职工    | Contract Staff and Workers                          | 95 849  | 247 327 | 270 117 | 298 629 | 327 375 |
| 不脱产信用站业 | Number of Part-Time Personnel of Credit Stations    |         |         |         |         |         |
| 务员人数(人) |   | 319 295 | 287 944 | 280 321 | 258 924 | 260 533 |

注: 1993年'村信用社'含联社营业部1899个。

a) Credit cooperatives in villages in 1993 includes 1899 credit cooperatives in joint business department.

17-9 农村信用社各项存款、贷款余额  
DEPOSITS AND LOANS BALANCES OF RURAL CREDIT COOPERATIVES

单位: 亿元

(100 000 000 yuan)

| 年 份  | 存款合计                         | 集体农<br>业存款                          | 乡镇企<br>业存款              | 农户储<br>蓄存款           | 其他存款  | 贷款合计                       | 集体农<br>业贷款                          | 乡镇企<br>业贷款              | 农户贷款                 |
|------|------------------------------|-------------------------------------|-------------------------|----------------------|-------|----------------------------|-------------------------------------|-------------------------|----------------------|
| Year | Total<br>Deposit<br>Balances | Agricultural<br>Collective<br>Units | Township<br>Enterprises | Farmer<br>Households | Other | Total<br>Loans<br>Balances | Agricultural<br>Collective<br>Units | Township<br>Enterprises | Farmer<br>Households |
| 1978 | 166.0                        | 93.8                                |                         | 55.7                 | 16.5  | 45.1                       | 21.8                                | 12.1                    | 11.2                 |
| 1980 | 272.3                        | 105.5                               | 29.5                    | 117.0                | 20.3  | 81.6                       | 34.5                                | 31.1                    | 16.0                 |
| 1983 | 487.4                        | 91.8                                | 62.3                    | 319.9                | 13.4  | 163.7                      | 28.2                                | 60.1                    | 75.4                 |
| 1984 | 624.9                        | 89.9                                | 81.1                    | 438.1                | 15.8  | 354.5                      | 38.4                                | 135.0                   | 181.1                |
| 1985 | 724.9                        | 71.9                                | 72.1                    | 564.8                | 16.1  | 400.0                      | 41.4                                | 164.4                   | 194.2                |
| 1986 | 962.3                        | 83.9                                | 91.7                    | 766.1                | 20.6  | 568.5                      | 44.6                                | 265.9                   | 258.0                |
| 1987 | 1 225.2                      | 89.9                                | 104.7                   | 1 005.7              | 24.9  | 771.4                      | 64.5                                | 359.3                   | 347.6                |
| 1988 | 1 399.8                      | -98.4                               | 128.3                   | 1 142.3              | 30.8  | 908.6                      | 80.1                                | 456.1                   | 372.4                |
| 1989 | 1 669.5                      | 92.3                                | 126.2                   | 1 412.1              | 38.9  | 1 094.9                    | 107.3                               | 571.9                   | 415.7                |
| 1990 | 2 144.9                      | 106.5                               | 149.9                   | 1 841.6              | 47.0  | 1 413.0                    | 134.1                               | 760.7                   | 518.2                |
| 1991 | 2 709.5                      | 135.9                               | 191.7                   | 2 316.7              | 65.2  | 1 808.6                    | 169.9                               | 1 007.3                 | 631.4                |
| 1992 | 3 477.7                      | 215.2                               | 301.8                   | 2 867.3              | 93.4  | 2 453.9                    | 222.6                               | 1 471.8                 | 759.5                |
| 1993 | 4 297.3                      | 245.8                               | 362.1                   | 3 576.2              | 113.2 | 3 143.9                    | 262.1                               | 2 001.2                 | 880.6                |

## 17-10 主要存款项目利率表 (1990-1993)

## INTEREST RATES OF MAJOR SAVINGS DEPOSITS (1990-1993)

本利率表为法定存款利率表。  
Refers to official interest rates.  
单位: 年利率%

(annual interest rate %)

| 项 目               | Item  | 1990. 4. 15<br>Apr 15 1990 | 1990. 8. 21<br>Aug 21 1990 | 1991. 4. 21<br>Apr 21 1991 | 1993. 5. 15<br>May 15 1993 | 1990. 7. 11<br>Jul 11 1993 |
|-------------------|---|----------------------------|----------------------------|----------------------------|----------------------------|----------------------------|
| 城乡居民储蓄存款          | Saving Deposits of Urban and Rural Residents  | 2.88                       | 2.16                       | 1.80                       | 2.16                       | 3.15                       |
| 活期                | Current Deposits  |                            |                            |                            |                            |                            |
| 定期                | Fixed Deposits  |                            |                            |                            |                            |                            |
| 整存整取              | Fixed Amount and Period   |                            |                            |                            |                            |                            |
| 三个月               | 3 Months  | 6.30                       | 4.32                       | 3.24                       | 4.86                       | 6.66                       |
| 半年                | 6 Months  | 7.74                       | 6.48                       | 5.40                       | 7.20                       | 9.00                       |
| 一年                | 1 Year  | 10.08                      | 8.64                       | 7.56                       | 9.18                       | 10.98                      |
| 二年                | 2 Years   | 10.98                      | 9.36                       | 7.92                       | 9.90                       | 11.70                      |
| 三年                | 3 Years   | 11.88                      | 10.08                      | 8.28                       | 10.80                      | 12.24                      |
| 五年                | 5 Years   | 13.68                      | 11.52                      | 9.00                       | 12.06                      | 13.86                      |
| 八年及以上             | 8 Years and Over  | 16.20                      | 13.68                      | 10.08                      | 14.58                      | 17.10                      |
| 零存整取、整存零取、存本取息    | Regular Deposits Regular Withdrawals or Withdrawals of Interest Savings   |                            |                            |                            |                            |                            |
| 一年                | 1 Year  | 8.28                       | 7.20                       | 6.12                       | 7.20                       | 9.00                       |
| 三年                | 3 Years   | 10.08                      | 8.64                       | 6.84                       | 9.18                       | 10.98                      |
| 五年                | 5 Years   | 11.88                      | 10.08                      | 7.56                       | 10.80                      | 12.24                      |
| 定活两便              | Current or Fixed Deposits   | (见注1)(a)                   | (见注1)(a)                   | (见注1)(a)                   | (见注2)(b)                   | (见注2)(b)                   |
| 华侨人民币储蓄存款         | Savings Deposits of Overseas Chinese RMB  |                            |                            |                            |                            |                            |
| 一年                | 1 Year  | 11.88                      | 10.08                      | 8.28                       | 10.80                      | 12.24                      |
| 三年                | 2 Years   | 13.68                      | 11.52                      | 9.00                       | 12.06                      | 13.86                      |
| 五年                | 3 Years   | 15.48                      | 13.68                      | 9.90                       | 14.58                      | 17.10                      |
| 企事业单位机关团体和个体工商户存款 | Savings Deposits of Enterprises, Institutions, Government Organizations and Individual Industrial and Commercial Households |                            |                            |                            |                            |                            |
| 活期                | Current Deposits  | 2.88                       | 2.16                       | 1.80                       | 2.16                       | 3.15                       |
| 定期                | Fixed Deposits  |                            |                            |                            |                            |                            |
| 三个月               | 3 Months  | 6.30                       | 4.32                       | 3.24                       | 4.86                       | 6.66                       |
| 半年                | 6 Months  | 7.74                       | 6.48                       | 5.40                       | 7.20                       | 9.00                       |
| 一年                | 1 Year  | 10.08                      | 8.64                       | 7.56                       | 9.18                       | 10.98                      |
| 二年                | 2 Years   | 10.98                      | 9.36                       | 7.92                       | 9.90                       | 11.70                      |
| 三年                | 3 Years   | 11.88                      | 10.08                      | 8.28                       | 10.80                      | 12.24                      |
| 五年                | 5 Years   | 13.68                      | 11.52                      | 9.00                       | 12.06                      | 13.86                      |
| 八年及以上             | 8 Years and Over  | 16.20                      | 13.68                      | 10.08                      | 14.58                      | 17.10                      |

注: 1. 按一年期以内定期整存整取同档次利率打九折计息。

2. 按一年期以内定期整存整取同档次利率打六折计息。

a) 10% discount of the interest rate of the same term fixed amount and period of fixed deposit.

b) 40% discount of the interest rate of the same term fixed amount and period of fixed deposit.

17-11 主要贷款项目利率表 (1990-1993)  
INTEREST RATES OF MAJOR SAVINGS LOANS (1990-1993)

本利率表为法定贷款利率表。  
Refers to official interest rates.  
单位: 年利率%

(annual interest rate %)

| 项 目       | Item   | 1990.4.15<br>Apr 15 1990                             | 1990.8.21<br>Aug 21 1990                           | 1991.4.21<br>Apr 21 1991                           | 1993.5.15<br>May 15 1993                           | 1993.7.11<br>Jul 11 1993                             |
|-----------|--|--|--|--|--|--|
| 1. 一般流动资金 | Loans for General Circulating Funds            |  |  |  |  |  |
| 三个月       | 3 Months                                       | 7.92   | 7.92   | -  | -  |  |
| 半年        | 6 Months                                       | 9.00   | 8.64   | 8.10   | 8.82   | 9.00   |
| 一年        | 1 Year   | 10.08  | 9.36   | 8.64   | 9.36   | 10.98  |
| 2. 个体工商户  | Loans for Industrial and Commercial Households | 在10.08%基础上上浮20%<br>Over Floating 20% Based on 10.08% | 在9.36%基础上上浮20%<br>Over Floating 20% Based on 9.36% | 在8.64%基础上上浮20%<br>Over Floating 20% Based on 8.64% | 在9.36%基础上上浮20%<br>Over Floating 20% Based on 9.36% | 在10.98%基础上上浮20%<br>Over Floating 20% Based on 10.98% |
| 3. 技术改造贷款 | Loans for Technical Updates                    | 10.08  | 9.36   | 8.46   | 9.18   | 10.98  |
| 4. 基本建设贷款 | Loans for Capital Construction                 |  |  |  |  |  |
| 一年以内      | 1 Year and Less                                | 10.08  | 9.36   | 8.46   | 9.18   | 10.98  |
| 一年以上至三年   | 1-3 Years                                      | 10.80  | 10.08  | 9.00   | 10.80  | 12.24  |
| 三年以上至五年   | 3-5 Years                                      | 11.52  | 10.80  | 9.54   | 12.06  | 13.86  |
| 五年以上至十年   | 5-10 Years                                     | 11.88  | 11.16  | 9.72   | 12.24  | 14.04  |
| 十年以上      | Over 10 Years                                  | 11.88  | 11.16  | (见注)(a)  |  |  |

注: 自1991年4月21日以后, 固定资产贷款5年期以上的利率均按五年期以上档次利率执行。

a) Beginning on April 21, Loan interests of capital construction for five years and over five years are the same rates.

17-12 优惠贷款利率表 (1990-1993)  
INTEREST RATES OF FAVORABLE LOANS (1990-1993)

单位: 年利率%

(annual interest rate %)

| 项 目       | Item  | 1990.4.15<br>Apr 15 1990 | 1990.8.21<br>Aug 21 1990 | 1991.4.21<br>Apr 21 1991 | 1993.5.15<br>May 15 1993 | 1993.7.11<br>Jul 11 1993 |
|-----------|---|--------------------------|--------------------------|--------------------------|--------------------------|--------------------------|
| 粮、棉、油贷款   | Loans for Grain, Cotton and Oil   | 9.00                     | 8.28                     | 7.74                     | 8.46                     | 10.08                    |
| 外贸出口产品收购  | Loans for Purchase of Export Products   | 7.92-9.00                | 7.92-8.28                | 7.74                     | 8.46                     | 10.08                    |
| 老少边穷地区发展  | Loans for Underdeveloped Regions  |                          |                          |                          |                          |                          |
| 经济贷款      | Economic Loans  | 5.76                     | 5.76                     | 5.76                     | 6.48                     | 8.10                     |
| 贫困县办工业贷款  | Industrial Loans for Poor Counties  | 5.76                     | 5.76                     | 5.76                     | 6.48                     | 8.10                     |
| 民族贸易及民族用品 | Loans for Minority Nationality Trade and Products                                 | 7.20                     | 6.48                     | 5.76                     | 6.48                     | 8.10                     |
| 扶贫贴息专项贷款  | Special Discount Loans Supporting Poor Areas (including pastoral area)            | 2.88                     | 2.88                     | 2.88                     | 2.88                     | 2.88                     |
| 特区、开发区差别  | Differential Interest Rate Loans for Special Economic Zones and Development Zones |                          |                          |                          |                          |                          |
| 利率开发贷款    | Interest Rate Loans   |                          |                          |                          |                          |                          |
| 五年期以下     | Less Than 5 Years   | 2.88                     | 2.88                     | 2.88                     | 2.88                     | 2.88                     |
| 五年期以上     | More Than 5 Years   | 4.32                     | 4.32                     | 4.32                     | 4.32                     | 4.32                     |

注: 自1991年4月21日以后, 固定资产贷款5年期以上的均按利率均按五年期以上档次利率执行。

a) Beginning on April 21, Loan interest on capital construction for five years and over five years are the same rates.



17-13 国际收支概况  
INTERNATIONAL REVENUE AND EXPENDITURES

单位: 亿美元

(US \$ 100 000 000)

| 项 目<br>Item   | 1985     | 1990     | 1991     | 1992     | 1993     |
|---|----------|----------|----------|----------|----------|
| 经常项目差额<br>Current Account Balance                             | - 114.17 | 119.97   | 132.72   | 64.02    | - 119.02 |
| 对外贸易差额<br>Foreign Trade Balance                               | - 131.23 | 91.65    | 87.43    | 51.82    | - 106.55 |
| 出口<br>Exports   | 251.08   | 515.19   | 589.19   | 695.68   | 756.59   |
| 进口<br>Imports   | - 382.31 | - 423.54 | - 501.76 | - 643.86 | - 863.13 |
| 非贸易往来差额<br>Non-Trade Account Balance                          | 14.63    | 25.58    | 36.98    | 0.63     | - 24.20  |
| 货运收入<br>Freight Transportation Revenue                        | 8.67     | 21.63    | 15.20    | 17.80    | 18.43    |
| 货运支出<br>Freight Transportation Expenditures                   | - 12.92  | - 22.33  | - 24.06  | - 41.51  | - 54.95  |
| 港口供应与劳务收入<br>Seaport Supplies Labor Revenue                   | 3.60     | 2.89     | 3.38     | 3.68     | 2.45     |
| 港口供应与劳务支出<br>Seaport Supplies Labor Expenditures              | - 3.00   | - 11.06  | - 3.15   | - 4.49   | - 3.45   |
| 旅游收入<br>Tourism Revenue                                       | 12.50    | 22.18    | 28.40    | 39.47    | 46.83    |
| 旅游支出<br>Tourism Expenditures                                  | - 3.14   | - 4.70   | - 5.11   | - 25.12  | - 27.97  |
| 投资收支差额<br>Investment Balance                                  | 8.41     | 10.56    | 8.40     | 2.49     | - 12.82  |
| 利润收入<br>Profit Revenue  | 0.06     |          |          |          |          |
| 利润支出<br>Profit Expenditures                                   | - 0.14   | - 0.46   | - 0.10   | - 0.22   | - 2.30   |
| 利息收入<br>Interest Revenue                                      | 4.84     | 6.68     | 7.47     | 6.14     | 5.35     |
| 利息支出<br>Interest Expenditures                                 | - 0.68   | - 3.80   | - 8.70   | - 18.86  | - 20.79  |
| 银行收入<br>Bank Revenue  | 8.97     | 23.50    | 29.72    | 49.81    | 38.55    |
| 银行支出<br>Bank Expenditures                                     | - 4.64   | - 15.36  | - 19.99  | - 34.38  | - 33.64  |
| 其他非贸易往来收入<br>Other Non-Trade Revenue                          | 6.68     | 11.84    | 22.80    | 31.54    | 41.27    |
| 其他非贸易往来支出<br>Other Non-Trade Expenditures                     | - 6.17   | - 5.43   | - 8.88   | - 23.23  | - 33.99  |
| 资金转让差额<br>Transfer Balance                                    | 2.43     | 2.74     | 8.31     | 11.57    | 11.73    |
| 侨汇收入<br>Overseas Remittance Revenue                           | 1.80     | 1.24     | 2.07     | 2.29     | 1.08     |
| 侨汇支出<br>Overseas Remittance Expenditures                      | - 0.03   | - 0.05   | - 0.18   | - 0.15   | - 0.15   |
| 无偿援助捐赠收入<br>Donation Revenue                                  | 1.96     | 0.59     | 2.14     | 2.12     | 2.29     |
| 无偿援助捐赠支出<br>Donation Expenditures                             | - 1.45   | - 0.76   | - 0.10   |          | - 0.67   |
| 国际组织往来收入<br>International Organization Revenue                | 0.62     | 0.84     | 1.92     | 1.73     | 1.60     |
| 国际组织往来支出<br>International Organization Expenditures           | - 0.41   | - 0.15   | - 0.09   | - 0.33   | - 0.33   |
| 居民其他收支差额<br>Others Balances of Residents                      | - 0.06   | 1.03     | 2.55     | 5.91     | 7.91     |
| 资本往来项目差额<br>Capital Account Balance                           | 89.72    | 32.56    | 80.32    | - 2.50   | 234.72   |
| 长期资本往来差额<br>Long-Term Capital Balance                         | 67.01    | 64.54    | 76.70    | 6.56     | 274.11   |
| 长期资本流入<br>Long-Term Capital Inflow                            | 95.31    | 116.11   | 128.58   | 276.42   | 503.54   |
| 长期资本流出<br>Long-Term Capital Outflow                           | - 28.30  | - 51.57  | - 51.88  | - 269.86 | - 229.43 |
| 外国在华直接投资<br>Foreign Direct Investments in China               | 16.59    | 34.87    | 43.66    | 111.56   | 275.15   |
| 我国在海外直接投资<br>Direct Investments Outside China                 | - 6.29   | - 8.30   | - 9.13   | - 40.00  | - 44.00  |
| 外国在华证券投资<br>Foreign Purchases of Chinese Stocks and<br>Bonds  | 7.64     |          | 5.65     | 3.93     | 36.47    |
| 我国在海外证券投资<br>Chinese Purchases of Foreign Bonds and<br>Stocks | - 22.63  | - 2.41   | - 3.30   | - 4.50   | - 5.97   |
| 外国政府贷款<br>Foreign Government Loans to China                   | 4.86     | 14.41    | 10.26    | 15.01    | 26.50    |
| 偿还外国政府贷款<br>Payments on Foreign Government Loans              |          | - 5.78   | - 3.42   | - 6.29   | - 9.22   |

单位: 亿美元

续表 1 continued

(US \$ 100 000 000)

| 项 目          | Item  | 1985  | 1990    | 1991    | 1992   | 1993   |
|--------------|---|-------|---------|---------|--------|--------|
| 国际组织贷款       | International Organizational Loans to China   | 5.31  | 13.11   | 13.41   | 15.83  | 21.37  |
| 偿还国际组织贷款     | Payments on International Organizational Loans to China                             |       | -2.12   | -2.74   | -2.02  | -2.12  |
| 银行对外借款       | Bank Loans from Abroad  | 26.92 | 13.46   | 27.43   | 27.68  | 3.80   |
| 银行偿还借款       | Payments on Bank Loans from Abroad  | -5.21 | -8.99   | -16.46  | -59.96 | -2.49  |
| 延期付款差额       | Deferred Payable Balance  | -1.62 | 2.42    | 1.19    | 0.80   | 0.45   |
| 延期收款差额       | Deferred Receivable Balance   | -7.03 | -0.51   | 0.22    | 0.84   | -3.74  |
| 地方、部门对外借款    | Local Government and Central Departments Loans from Abroad                          | 2.41  | 21.36   | 9.70    | 6.59   | 13.21  |
| 地方、部门偿还借款    | Payments on Local Government and Central Departments Loans from Abroad              | -0.39 | -9.69   | -4.37   | -29.30 | -34.10 |
| “三来一补”外商提供设备 | Equipment Offered by Foreign Investors through Compensation Trade                   | 2.70  | 2.37    | 2.93    | 2.76   | 0.55   |
| 偿还“三来一补”设备款  | Payable Rents for Equipment Offered by Foreign Investors through Compensation Trade | -0.71 | -2.10   | -2.35   | -8.14  | -0.53  |
| 国际租赁应付设备款    | Payable Rents for Equipment in International Rentals                                | 0.27  | 6.19    | 6.87    | 7.97   | 16.19  |
| 我国对外提供贷款     | China's Loans to Foreigners   | -2.25 | -1.95   | -1.30   | -1.47  | -2.06  |
| 收回对外贷款本金     | Receipt of Principal on China's Loans to Foreigners                                 | 0.23  | 0.48    | 0.63    | 0.07   | 0.35   |
| 其他资本往来差额     | Other Capital Balance   | 0.98  | 0.31    | 0.19    | -32.11 | -15.70 |
| 短期资本往来差额     | Short-Term Capital Balance  | 22.71 | -31.98  | 3.62    | -9.06  | -39.39 |
| 延期付款差额       | Deferred Payables Balance   | 0.29  | 0.72    | -0.71   |        |        |
| 延期收款差额       | Deferred Receivables Balance  | -2.93 | -0.64   | -1.30   |        |        |
| 银行借还款差额      | Bank Loans and Central Departments  | 25.17 | -27.62  | 5.58    | 24.41  | -5.46  |
| 地方、部门借还款差额   | Local Government and Central Departments and Balance Due                            | 0.68  | -1.15   |         | 1.40   | 1.75   |
| 其他资本往来差额     | Other Capital Accounts Balance  | -0.50 | -3.29   | 0.05    | -34.87 | -35.68 |
| 误差与遗漏        | Errors and Losses   | 0.92  | -31.31  | -67.92  | -82.74 | -98.04 |
| 储备资产增减额      | Changes in Reserves   | 23.52 | -121.22 | -145.12 | 21.22  | -17.67 |
| 外汇           | Foreign Exchange  | 25.07 | -115.72 | -140.71 | 22.69  | -17.56 |
| 在国际货币基金储备    | China's Reserve in IMF (International Monetary Fund)                                | -0.77 |         | -0.03   | -3.25  | 0.54   |
| 特别提款权        | SDR (Special Drawing Rights)  | -0.77 | -0.58   | -0.15   | 1.78   | -0.65  |
| 对基金信贷的使用     | Trust Funds   |       | -4.92   | -4.12   |        |        |
| 黄金储备         | Gold  |       |         | -0.11   |        |        |

注: 1. 进出口皆为离岸价。

2. 储备资产增加为“-”。

a) Imports and exports are free-on-board.

b) Reserve increases are negative.

## 17-14 保险业务经济技术指标

## ECONOMIC AND TECHNICAL INDICATORS OF INSURANCE SECTOR

| 项 目         | Item  | 1985    | 1990      | 1991      | 1992      | 1993      |
|-------------|---|---------|-----------|-----------|-----------|-----------|
| <b>国内业务</b> | <b>Domestic Business</b>                              |         |           |           |           |           |
| 承保额 (亿元)    | Insurance Value(100 000 000 yuan)                     | 6 895   | 19 366    | 22 976    | 36 909    | 73 156    |
| 企业财产        | Enterprise Property                                   | 5 668   | 14 705    | 17 102    | 28 677    | 20 152    |
| 运输工具        | Transportation Equipment                              | 724     | 2 337     | 2 952     | 4 605     | 5 194     |
| 家庭财产        | Family Property                                       | 503     | 2 324     | 2 922     | 3 627     | 3 847     |
| 保 费 (万元)    | Premiums (10 000 yuan)                                | 257 297 | 1 557 614 | 2 097 054 | 3 351 526 | 4 568 712 |
| 企业财产险       | Enterprise Property Insurance                         | 100 569 | 278 483   | 324 456   | 400 476   | 423 739   |
| 家庭财产险       | Family Property Insurance                             | 7 760   | 92 981    | 151 243   | 286 927   | 711 650   |
| 运输工具及责任险    | Transportation Equipment and Responsibility Insurance | 90 984  | 409 479   | 506 748   | 697 887   | 892 638   |
| 货物运输险       | Freight Transport Insurance                           | 12 079  | 137 038   | 145 610   | 142 671   | 172 603   |
| 养老金险        | Pension Insurance                                     | 17 650  | 232 551   | 331 378   | 530 876   | 353 335   |
| 人身意外伤害险     | Accident Insurance                                    | 14 816  | 95 557    | 118 982   | 175 479   | 252 082   |
| 简易人身险       | Simple Personal Insurance                             | 8 747   | 162 689   | 181 344   | 232 292   | 254 128   |
| 农业险         | Agricultural Insurance                                | 4 330   | 19 248    | 45 504    | 81 690    | 56 130    |
| 其他险         | Other   | 344     | 129 588   | 291 789   | 803 228   | 1 452 407 |
| 已决赔款 (万元)   | Settlements (10 000 yuan)                             | 125 371 | 683 047   | 1 142 860 | 1 591 268 | 2 547 619 |
| 企业财产险       | Enterprise Property Insurance                         | 47 449  | 97 838    | 252 704   | 225 309   | 231 186   |
| 家庭财产险       | Family Property Insurance                             | 4 948   | 46 822    | 103 492   | 130 397   | 70 706    |
| 运输工具及责任险    | Transportation Equipment and Responsibility Insurance | 64 245  | 230 364   | 314 025   | 456 952   | 654 197   |
| 货物运输险       | Freight Transport Insurance                           | 1 312   | 27 975    | 40 490    | 46 077    | 62 580    |
| 养老金险        | Pension Insurance                                     | 24      | 131 161   | 161 874   | 235 142   | 90 908    |
| 人身意外伤害险     | Accident Insurance                                    | 1 880   | 37 656    | 47 329    | 74 167    | 124 035   |
| 简易人身险       | Simple Personal Insurance                             | 180     | 57 699    | 95 422    | 134 458   | 157 930   |
| 农业险         | Agricultural Insurance                                | 5 264   | 16 722    | 54 194    | 81 462    | 64 691    |
| 其他险         | Other   | 69      | 36 790    | 73 330    | 207 304   | 1 091 386 |
| <b>国外业务</b> | <b>Overseas Business</b>                              |         |           |           |           |           |
| 承保额 (亿美元)   | Insurance Value(US \$ 100 000 000)                    |         | 599       | 590       | 1 420     | 20 418    |
| 进口货物运输      | Imported Freight Transport                            |         | 198       | 194       | 195       | 1 338     |
| 出口远洋货运      | Exported Ocean-Going Freight Transport                |         | 144       | 166       | 195       | 1 186     |
| 出口港澳货运      | Exported Freight to Hong Kong and Macao Transport     |         | 99        | 111       | 126       | 730       |
| 船 舶         | Ships   |         | 158       | 119       | 194       | 1 010     |
| 保 费 (万美元)   | Premiums (US \$ 10 000)                               | 23 472  | 42 318    | 46 321    | 34 206    | 427 718   |
| 进口货物运输险     | Imported Freight Transport                            | 7 323   | 6 272     | 6 892     | 7 116     | 41 561    |
| 出口远洋货物运输险   | Exported Ocean-Going Freight Transport                | 4 450   | 10 394    | 11 125    | 12 263    | 73 516    |
| 出口港澳货物险     | Exported Freight to Hong Kong and Macao Transport     | 1 719   | 3 861     | 4 248     | 4 542     | 24 614    |
| 船 舶 险       | Ship Insurance  | 3 213   | 3 518     | 4 208     | 6 057     | 43 133    |
| 海上石油险       | Marine Petroleum Insurance                            | 1 442   | 952       | 973       | 1 420     | 14 084    |
| 飞机险         | Airplane Insurance                                    |         | 1 555     | 2 275     | 2 808     | 34 070    |
| 其他险         | Other   | 80      | 15 766    | 16 600    |           | 196 740   |
| 已决赔款 (万美元)  | Settlements (US \$ 10 000)                            | 5 555   | 24 520    | 14 721    | 15 853    | 237 839   |
| 进口货物运输险     | Imported Freight Transport                            | 1 639   | 3 453     | 2 633     | 3 614     | 24 162    |
| 出口远洋货物运输险   | Exported Ocean-Going Freight Transport                | 1 150   | 3 173     | 3 668     | 4 997     | 32 143    |
| 出口港澳货物运输险   | Exported Freight to Hong Kong and Macao Transport     | 161     | 660       | 743       | 1 111     | 7 080     |
| 船 舶 险       | Ship Insurance  | 634     | 4 372     | 2 102     | 4 475     | 27 369    |
| 海上石油险       | Marine Petroleum Insurance                            | 1 355   | 199       | 426       | 694       | 2 508     |
| 飞机险         | Airplane Insurance                                    |         | 8 467     | - 365     | 962       | 37 710    |
| 其他险         | Other   | 69      | 4 196     | 5 514     |           | 106 867   |
| 年内平均职工人数(人) | Average Number of Staff and Workers within the Year   | 38 826  | 82 078    | 87 966    | 97 216    | 93 674    |
| 年末实有职工人数(人) | Number of Staff and Workers (year-end)                | 46 665  | 84 750    | 93 394    | 105 638   | 99 399    |
| 年内费用支出 (万元) | Annual Expenditures within the Year (10 000 yuan)     | 11 535  | 163 093   | 215 682   | 323 800   | 419 011   |
| 增 加 值 (万元)  | Value-Added (10 000 yuan)                             | 88 575  | 385 759   | 367 620   | 330 017   | 217 002   |

注: 1993年国外业务部分改为按人民币结算。

a) Overseas business in 1993 are valued at YMB.

## 主要统计指标解释

**信贷资金** 国家银行用于发放贷款的资金叫信贷资金。中国人民银行信贷资金的来源有各项存款、对国际金融机构负债、流通中货币、银行自有资金及当年结益等。信贷资金的运用有各项贷款、黄金占款、外汇占款、财政借款及在国际金融机构中的资产等。

**存款** 企业、机关、团体或居民根据可以收回的原则,把货币资金存入银行或其他信用机构保管并取得一定利息的一种信用活动形式。根据存款对象的不同可划分为企业存款、财政存款、机关团体存款、基本建设存款、城镇储蓄存款、农村存款等科目。它是银行信贷资金的主要来源。

**贷款** 银行或其他信用机构根据必须归还的原则,按一定利率,为企业、个人等提供资金的一种信用活动形式。我国银行贷款,分流动资金贷款、固定资产贷款、城乡个体工商户贷款以及农户贷款等科目。

**承保额** 又叫保险金额。它是保险人对被保险人负提损失补偿或约定给付的金额。它是保险合同上的最高责任额,也是计算保费的依据。

**保费** 又叫保险费。是保险人根据保险合同的有关规定,为被保险人取得因约定危险事故发生所造成的经济损失补偿(或给付)权利,付给保险人的代价。包括财产险和人身险储金收入。

**赔款** 保险事故发生后,经查证确属保险责任范围内的保险标的损失,保险人根据保险合同的规定履行赔偿义务,给予被保险人的款项叫做赔款。赔款可分为已决赔款和未决赔款两种。

## Explanatory Notes for Major Indicators

**Credit Funds** refers to the funds issued as loans by state banks. The sources of credit funds of the Chinese people's bank included deposits, liabilities to international monetary institutions, currency in circulation, funds of banks and current balance of profit and loss accounts, etc. The credit funds can be used in forms of loans, gold, foreign exchange, government debt and assets in the international monetary institutions.

**Deposits** are a form of credit by which enterprises, institution, organization or residents can put money into banks and other credit institutions for safekeeping and earn interest under the principle of free withdrawal. According to different depositors, deposits are divided into enterprise deposits, treasury deposits, deposits of government agencies and organizations, capital construction deposits, urban savings deposits, rural deposits and other deposits. Deposits is a major source of credit funds.

**Loans** are a form of credit by which banks and other credit institutions provide funds with interest to enterprises and individuals in the light of the principle of unconditional repayment. Loans from Chinese banks include circulating capital loans, fixed assets loans and urban and rural individual industrial and commercial unit loans and farmer household loans.

**Insurance Volume** is also called sum of insurance. It is the amount of compensation for the loss or agreed sum of money to be paid by the insurer to the insured. It is the maximum amount of value insured written in the insurance contract and is also used as a basis to calculate the premium.

**Premium** is the fee paid by the insured based on a proportion of the benefit he may get from the insurance plus the insurance value. It is included property insurance and personal insurance.

**Insurance Reparation** is the compensation paid by the insurer for an accident happening to the insured property or the insurance value paid for an accident happening to a person who has insured his life. It is further divided into settled and unsettled reparation.

# 十八 教育、科技和文化

EDUCATION, SCIENCE AND CULTURE

---

---



18-1 教育事业基本情况  
BASIC STATISTICS FOR EDUCATION

| 指 标                   | Item   | 1980     | 1985     | 1990     | 1992     | 1993     |
|-----------------------|--|----------|----------|----------|----------|----------|
| <b>学校数 (所)</b>        | <b>Number of Schools</b>                                       |          |          |          |          |          |
| 普通高等学校                | Institutions of Higher Education                               | 675      | 1 016    | 1 075    | 1 053    | 1 065    |
| 中等学校                  | Secondary Schools  | 124 760  | 104 848  | 100 777  | 97 784   | 96 744   |
| 专业学校                  | Specialized Secondary Schools                                  | 3 069    | 3 557    | 3 982    | 3 903    | 3 964    |
| 普通中学                  | Regular Secondary Schools                                      | 118 377  | 93 221   | 87 631   | 84 021   | 82 795   |
| 小学                    | Primary Schools  | 917 316  | 832 309  | 766 072  | 712 973  | 696 681  |
| <b>专任教师(万人)</b>       | <b>Number of Full-Time Teachers (10 000 persons)</b>           |          |          |          |          |          |
| 普通高等学校                | Institutions of Higher Education                               | 24.7     | 34.4     | 39.5     | 38.8     | 38.8     |
| 中等学校                  | Secondary Schools  | 317.1    | 296.7    | 349.2    | 362.4    | 366.8    |
| 专业学校                  | Specialized Secondary Schools                                  | 12.8     | 17.4     | 23.4     | 23.5     | 23.9     |
| 普通中学                  | Regular Secondary Schools                                      | 302.0    | 265.2    | 303.3    | 314.1    | 316.7    |
| 小学                    | Primary Schools  | 549.9    | 537.7    | 558.2    | 552.7    | 555.2    |
| <b>招生数 (万人)</b>       | <b>New Student Enrollment (10 000 persons)</b>                 |          |          |          |          |          |
| 普通高等学校                | Institutions of Higher Education                               | 28.1     | 61.9     | 60.9     | 75.4     | 92.4     |
| 中等学校                  | Secondary Schools  | 2 011.8  | 1 789.8  | 1 815.8  | 1 939.8  | 1 983.7  |
| 专业学校                  | Specialized Secondary Schools                                  | 46.8     | 66.8     | 73.0     | 87.9     | 114.9    |
| 普通中学                  | Regular Secondary Schools                                      | 1 934.3  | 1 606.9  | 1 619.6  | 1 699.7  | 1 707.3  |
| 小学                    | Primary Schools  | 2 942.3  | 2 298.2  | 2 064.0  | 2 183.2  | 2 353.5  |
| <b>在校学生(万人)</b>       | <b>Student Enrollment (10 000 persons)</b>                     |          |          |          |          |          |
| 普通高等学校                | Institutions of Higher Education                               | 114.4    | 170.3    | 206.3    | 218.4    | 253.6    |
| 中等学校                  | Secondary Schools  | 5 677.8  | 5 092.6  | 5 105.4  | 5 354.4  | 5 383.7  |
| 专业学校                  | Specialized Secondary Schools                                  | 124.3    | 157.1    | 224.4    | 240.8    | 282.0    |
| 普通中学                  | Regular Secondary Schools                                      | 5 508.1  | 4 706.0  | 4 586.0  | 4 770.8  | 4 739.1  |
| 小学                    | Primary Schools  | 14 627.0 | 13 370.2 | 12 241.4 | 12 201.3 | 12 421.2 |
| <b>毕业生数(万人)</b>       | <b>Graduates (10 000 persons)</b>                              |          |          |          |          |          |
| 普通高等学校                | Institutions of Higher Education                               | 14.7     | 31.6     | 61.4     | 60.4     | 57.1     |
| 中等学校                  | Secondary Schools  | 1 629.9  | 1 279.1  | 1 497.5  | 1 499.4  | 1 541.9  |
| 专业学校                  | Specialized Secondary Schools                                  | 41.0     | 42.9     | 66.1     | 74.3     | 73.6     |
| 普通中学                  | Regular Secondary Schools                                      | 1 581.0  | 1 194.9  | 1 342.1  | 1 328.4  | 1 365.9  |
| 小学                    | Primary Schools  | 2 053.3  | 1 999.9  | 1 863.1  | 1 872.4  | 1 841.5  |
| <b>每一教师负担学生数(人)</b>   | <b>Student - Teacher Ratio</b>                                 |          |          |          |          |          |
| 普通高等学校                | Institutions of Higher Education                               | 4.6      | 5.0      | 5.2      | 5.6      | 6.5      |
| 中等学校                  | Secondary Schools  | 17.9     | 17.2     | 14.6     | 14.8     | 14.7     |
| 小学                    | Primary Schools  | 26.6     | 24.9     | 21.9     | 22.1     | 22.4     |
| <b>国家财政性教育经费 (亿元)</b> | <b>Government Expenditures on Education (100 000 000 yuan)</b> |          |          |          |          |          |
| 预算内支出                 | Budgetary Education Expenditures                               |          |          | 548.7    | 728.8    |          |
| #教育事业费                | Administration Expenditures                                    |          |          | 426.1    | 538.7    |          |
| 基建投资                  | Capital Construction Investment in Education                   |          |          | 352.5    | 454.0    |          |
|                       |  |          |          | 29.6     | 33.8     |          |



18-2 各级各类学校数  
SCHOOLS BY LEVEL AND TYPE

单位：所

| 年份<br>Year | 普通高等学校<br>Institutions of Higher Education | 中等学校<br>Secondary Schools | 中等专业学校<br>Specialized Secondary Schools | 中等技术学校<br>Technical Schools | 中等师范学校<br>Teacher Training Schools | 普通中学<br>Regular Secondary Schools | 高中<br>Senior | 初中<br>Junior | 农业中学<br>职业中学<br>Agricultural and Vocational Schools | 小学<br>Primary Schools | 幼儿园<br>Kindergartens | 盲、聋哑学校<br>Schools for the Blind, Deaf and Deaf-mutes |
|------------|--|---------------------------|---|-----------------------------|------------------------------------|-----------------------------------|--------------|--------------|---|-----------------------|----------------------|--|
|            |  |                           |   |                             |                                    |                                   |              |              |   |                       |                      |  |
| 1952       | 201  | 6 059                     | 1 710                                   | 794                         | 916                                | 4 298                             | 1 181        | 3 117        |   | 526 964               | 6 531                |  |
| 1957       | 229  | 12 474                    | 1 320                                   | 728                         | 592                                | 11 096                            | 2 184        | 8 912        |   | 547 306               | 16 420               | 66   |
| 1962       | 610  | 24 756                    | 1 514                                   | 956                         | 558                                | 19 521                            | 4 434        | 15 087       | 3 715   | 668 318               | 17 564               | 261  |
| 1965       | 434  | 80 993                    | 1 265                                   | 871                         | 394                                | 18 102                            | 4 112        | 13 990       | 61 626  | 1 681 939             | 19 226               | 266  |
| 1970       | 434  | 106 041                   | 1 087                                   | 685                         | 402                                | 104 954                           |              |              |   | 961 131               |                      |  |
| 1975       | 387  | 125 718                   | 2 213                                   | 1 326                       | 887                                | 123 505                           | 39 120       | 84 385       |   | 1 093 317             | 171 749              | 246  |
| 1978       | 598  | 165 105                   | 2 760                                   | 1 714                       | 1 046                              | 162 345                           | 49 215       | 113 130      |   | 949 323               | 163 952              | 292  |
| 1980       | 675  | 124 760                   | 3 069                                   | 2 052                       | 1 017                              | 118 377                           | 31 300       | 87 077       | 3 314   | 917 316               | 170 419              | 292  |
| 1983       | 805  | 105 045                   | 3 090                                   | 2 229                       | 861                                | 96 474                            | 18 876       | 77 598       | 5 481   | 862 165               | 136 306              | 318  |
| 1984       | 902  | 104 017                   | 3 301                                   | 2 293                       | 1 008                              | 93 714                            | 17 847       | 75 867       | 7 002   | 853 740               | 166 526              | 326  |
| 1985       | 1 016                                      | 104 848                   | 3 557                                   | 2 529                       | 1 028                              | 93 221                            | 17 318       | 75 903       | 8 070   | 832 309               | 172 262              | 350  |
| 1986       | 1 054                                      | 104 936                   | 3 782                                   | 2 741                       | 1 041                              | 92 967                            | 17 111       | 75 856       | 8 187   | 820 846               | 173 376              | 387  |
| 1987       | 1 063                                      | 105 151                   | 3 913                                   | 2 854                       | 1 059                              | 92 857                            | 16 930       | 75 927       | 8 381   | 807 406               | 176 775              | 414  |
| 1988       | 1 075                                      | 104 468                   | 4 022                                   | 2 957                       | 1 065                              | 91 492                            | 16 524       | 74 968       | 8 954   | 793 261               | 171 845              | 446  |
| 1989       | 1 075                                      | 102 732                   | 3 984                                   | 2 940                       | 1 044                              | 89 575                            | 16 050       | 73 525       | 9 173   | 777 244               | 172 634              | 483  |
| 1990       | 1 075                                      | 100 777                   | 3 982                                   | 2 956                       | 1 026                              | 87 631                            | 15 678       | 71 953       | 9 164   | 766 072               | 172 322              | 555  |
| 1991       | 1 075                                      | 99 348                    | 3 925                                   | 2 977                       | 948                                | 85 851                            | 15 243       | 70 608       | 9 572   | 729 158               | 164 465              | 651  |
| 1992       | 1 053                                      | 97 784                    | 3 903                                   | 2 984                       | 919                                | 84 021                            | 14 850       | 69 171       | 9 860   | 712 973               | 172 506              | 754  |
| 1993       | 1 065                                      | 96 744                    | 3 964                                   | 3 046                       | 918                                | 82 795                            | 14 380       | 68 415       | 9 985   | 696 681               | 165 197              | 824  |

注：中等学校不包括技工学校 and 工读学校。1962年以前的中等学校合计数中包括工农中学及预科(以下同)。

a) Secondary schools exclude schools for skilled workers and juvenile delinquents. Figures for 1952, 1957 and 1962 include secondary schools for workers and peasants, and preparatory classes.

18-3 各级各类学校教职工数  
SCHOOLS STAFF BY LEVEL AND TYPE OF SCHOOL

单位: 万人

(10 000 persons)

| 年 份<br>Year | 普通高等学校<br>Institutions of Higher Education | 中等学校<br>Secondary Schools | 中等专业学校<br>Specialized Secondary Schools |                             |                                    | 普通中学<br>Regular Secondary Schools | 农业中学<br>职业中学<br>Agricultural Middle Schools and Vocational Schools | 小 学<br>Primary Schools | 幼 儿 园<br>Kindergartens | 盲、聋哑学校<br>Schools for the Blind, Deaf and Deaf-mute |
|-------------|--|---------------------------|---|-----------------------------|------------------------------------|-----------------------------------|--|------------------------|------------------------|---|
|             |  |                           | 中等专业学校<br>Specialized Secondary Schools | 中等技术学校<br>Technical Schools | 中等师范学校<br>Teacher Training Schools |                                   |  |                        |                        |   |
| 1952        | 7.2  | 26.0                      | 8.1                                     | 3.9                         | 4.2                                | 17.6                              |  | 152.8                  | 1.9                    |   |
| 1957        | 15.5                                       | 53.4                      | 13.6                                    | 10.6                        | 3.0                                | 39.4                              |  | 198.1                  | 10.1                   | 0.1   |
| 1962        | 33.5                                       | 77.8                      | 13.7                                    | 11.1                        | 2.6                                | 62.2                              | 2.0  | 262.0                  | 16.1                   | 0.3   |
| 1965        | 33.3                                       | 110.5                     | 12.2                                    | 10.1                        | 2.1                                | 67.7                              | 30.6   | 407.5                  | 16.2                   | 0.4   |
| 1970        | 31.2                                       | 153.3                     | 7.9                                     | 5.6                         | 2.3                                | 145.4                             |  | 390.9                  |                        |   |
| 1975        | 40.8                                       | 282.1                     | 17.7                                    | 12.8                        | 4.5                                | 264.4                             |  | 554.3                  | 37.8                   | 0.6   |
| 1978        | 51.8                                       | 415.4                     | 23.7                                    | 17.6                        | 6.1                                | 391.7                             |  | 562.0                  | 46.9                   | 0.7   |
| 1980        | 63.2                                       | 423.6                     | 29.8                                    | 22.3                        | 7.5                                | 389.7                             | 4.1  | 605.4                  | 61.0                   | 0.8   |
| 1983        | 76.3                                       | 396.4                     | 36.4                                    | 28.4                        | 8.0                                | 348.8                             | 11.2   | 606.0                  | 67.4                   | 1.0   |
| 1984        | 80.4                                       | 400.7                     | 37.9                                    | 29.4                        | 8.5                                | 346.6                             | 16.2   | 603.0                  | 73.7                   | 1.0   |
| 1985        | 87.1                                       | 417.6                     | 40.3                                    | 31.3                        | 9.0                                | 355.7                             | 21.6   | 602.1                  | 79.8                   | 1.1   |
| 1986        | 93.1                                       | 437.7                     | 43.6                                    | 33.9                        | 9.7                                | 368.9                             | 25.2   | 606.5                  | 88.1                   | 1.2   |
| 1987        | 96.9                                       | 455.3                     | 45.9                                    | 35.7                        | 10.2                               | 381.3                             | 28.1   | 608.5                  | 94.1                   | 1.3   |
| 1988        | 99.4                                       | 468.1                     | 47.6                                    | 37.0                        | 10.6                               | 389.7                             | 30.8   | 614.2                  | 97.9                   | 1.4   |
| 1989        | 100.4                                      | 473.9                     | 48.2                                    | 37.6                        | 10.6                               | 393.1                             | 32.6   | 619.5                  | 101.2                  | 1.5   |
| 1990        | 100.6                                      | 482.6                     | 49.2                                    | 38.5                        | 10.7                               | 399.1                             | 34.3   | 624.0                  | 105.2                  | 1.6   |
| 1991        | 100.9                                      | 490.6                     | 49.4                                    | 38.8                        | 10.6                               | 405.4                             | 35.8   | 619.4                  | 106.2                  | 1.9   |
| 1992        | 101.4                                      | 499.2                     | 50.3                                    | 39.7                        | 10.6                               | 411.3                             | 37.6   | 619.9                  | 112.1                  | 2.1   |
| 1993        | 102.1                                      | 504.1                     | 51.1                                    | 40.3                        | 10.8                               | 413.3                             | 39.7   | 621.8                  | 112.6                  | 2.3   |

18-4 各级各类学校教师数  
TEACHERS BY LEVEL AND TYPE OF SCHOOL

单位: 万人

(10 000 persons)

| 年份<br>Year | 普通高等学校<br>Institutions of Higher Education | 中等学校<br>Secondary Schools | 中等专业学校<br>Specialized Secondary Schools | 中等技术学校<br>Technical Schools | 中等师范学校<br>Teacher Training Schools | 普通中学<br>Regular Secondary Schools |              |       | 农业中学<br>职业中学<br>Agricultural and Vocational Schools | 小学<br>Primary Schools | 幼儿园<br>Kindergartens | 盲、聋哑学校<br>Schools for the Blind, Deaf and Deaf-mutes |
|------------|--|---------------------------|---|-----------------------------|------------------------------------|-----------------------------------|--------------|-------|---|-----------------------|----------------------|--|
|            |  |                           |   |                             |                                    | 高中<br>Senior                      | 初中<br>Junior |       |   |                       |                      |  |
| 1952       | 2.7  | 13.0                      | 3.5                                     | 1.5                         | 2.0                                | 9.4                               | 1.3          | 8.1   |   | 143.5                 | 1.4                  |  |
| 1957       | 7.0  | 29.4                      | 5.8                                     | 4.3                         | 1.5                                | 23.4                              | 4.0          | 19.4  |   | 188.4                 | 5.0                  | 0.1  |
| 1962       | 14.4                                       | 47.3                      | 6.1                                     | 4.7                         | 1.4                                | 39.9                              | 8.1          | 31.8  | 1.3   | 251.1                 | 7.0                  | 0.2  |
| 1965       | 13.8                                       | 70.9                      | 5.5                                     | 4.4                         | 1.1                                | 45.7                              | 7.8          | 37.9  | 19.7  | 385.7                 | 6.2                  | 0.3  |
| 1970       | 12.9                                       | 121.3                     | 3.9                                     | 2.6                         | 1.3                                | 117.4                             |              |       |   | 361.2                 |                      |  |
| 1975       | 15.6                                       | 216.5                     | 7.3                                     | 4.8                         | 2.5                                | 209.2                             | 53.0         | 156.2 |   | 520.4                 | 23.7                 | 0.3  |
| 1978       | 20.6                                       | 328.1                     | 9.9                                     | 6.9                         | 3.0                                | 318.2                             | 74.1         | 244.1 |   | 522.6                 | 27.7                 | 0.4  |
| 1980       | 24.7                                       | 317.1                     | 12.8                                    | 9.1                         | 3.7                                | 302.0                             | 57.1         | 244.9 | 2.3   | 549.9                 | 41.1                 | 0.5  |
| 1983       | 30.3                                       | 282.6                     | 15.6                                    | 11.6                        | 4.0                                | 259.7                             | 45.1         | 241.6 | 7.3   | 542.5                 | 43.3                 | 0.6  |
| 1984       | 31.5                                       | 282.2                     | 16.1                                    | 11.9                        | 4.3                                | 255.7                             | 45.9         | 209.7 | 10.4  | 537.0                 | 49.1                 | 0.6  |
| 1985       | 34.4                                       | 296.7                     | 17.4                                    | 12.8                        | 4.6                                | 265.2                             | 49.2         | 216.0 | 14.1  | 537.7                 | 55.0                 | 0.7  |
| 1986       | 37.2                                       | 311.5                     | 19.3                                    | 14.3                        | 5.0                                | 275.8                             | 51.8         | 223.9 | 16.4  | 541.4                 | 60.5                 | 0.7  |
| 1987       | 38.5                                       | 326.6                     | 21.0                                    | 15.6                        | 5.4                                | 287.0                             | 54.4         | 232.7 | 18.5  | 543.4                 | 65.1                 | 0.8  |
| 1988       | 39.3                                       | 338.9                     | 22.5                                    | 16.8                        | 5.7                                | 296.0                             | 55.7         | 240.3 | 20.3  | 550.1                 | 67.0                 | 0.9  |
| 1989       | 39.7                                       | 342.3                     | 22.9                                    | 17.1                        | 5.8                                | 298.0                             | 55.4         | 242.7 | 21.4  | 554.4                 | 70.9                 | 0.9  |
| 1990       | 39.5                                       | 349.2                     | 23.4                                    | 17.6                        | 5.8                                | 303.3                             | 56.2         | 247.0 | 22.4  | 558.2                 | 75.0                 | 1.1  |
| 1991       | 39.1                                       | 355.7                     | 23.2                                    | 17.5                        | 5.7                                | 309.0                             | 57.3         | 251.7 | 23.5  | 553.2                 | 76.9                 | 1.2  |
| 1992       | 38.8                                       | 362.4                     | 23.5                                    | 17.8                        | 5.7                                | 314.1                             | 57.6         | 256.5 | 24.8  | 552.7                 | 81.5                 | 1.3  |
| 1993       | 38.8                                       | 366.8                     | 23.9                                    | 18.1                        | 5.8                                | 316.7                             | 55.9         | 260.8 | 26.2  | 555.2                 | 83.6                 | 1.5  |

注: 中等学校不包括技工学校 and 工读学校, 1962年以前的中等学校合计数中包括工农中学及预科(以下同)。

a) Secondary schools exclude schools for skilled workers and juvenile delinquents. Figures for 1952, 1957 and 1962 include secondary schools for workers and peasants, and preparatory classes.

18-5 各级各类学校在校学生数  
STUDENT ENROLLMENT BY LEVEL AND TYPE OF SCHOOL

单位: 万人

(10 000 persons)

| 年份<br>Year | 普通高等学<br>校<br>Institutions of<br>Higher Educa-<br>tion | 中等学校<br>Secondary<br>Schools | 中等专业<br>学 校<br>Specia-<br>lized Sec-<br>ondary<br>Schools | 中等技术<br>学 校<br>Tech-<br>nical<br>Schools | 中等师范<br>学 校<br>Teacher<br>Training<br>Schools | 普通中学<br>Regular<br>Sec-<br>ondary<br>Schools | 高 中<br>Senior | 初 中<br>Junior | 农业中学<br>职业中学<br>Agricult-<br>ural and Vo-<br>cational<br>Schools | 小 学<br>Primary<br>Schools | 幼儿园<br>Kinder-<br>gartens | 盲、聋<br>哑学校<br>Schools<br>for the<br>Blind,<br>Deaf<br>and<br>Deaf-<br>mutes |
|------------|--|------------------------------|---|--|---|--|---------------|---------------|--|---------------------------|---------------------------|---|
|            | 1952   | 19.1                         | 314.5   | 63.6                                     | 29.0  | 34.5   | 249.0         | 26.0          | 223.0  |                           | 5 110.0                   | 42.4  |
| 1957       | 44.1   | 708.1                        | 77.8  | 48.2                                     | 29.6  | 628.1  | 90.4          | 537.7         |  | 6 428.3                   | 108.8                     | 0.8   |
| 1962       | 83.0   | 833.5                        | 53.5  | 35.3                                     | 18.2  | 752.8  | 133.9         | 618.9         | 26.7   | 6 923.9                   | 144.6                     | 1.8   |
| 1965       | 67.4   | 1 431.8                      | 54.7  | 39.2                                     | 15.5  | 933.8  | 130.8         | 803.0         | 443.3  | 11 620.9                  | 171.3                     | 2.3   |
| 1970       | 4.8  | 2 648.3                      | 6.4   | 3.2                                      | 3.2   | 2 641.9                                      | 349.7         | 2 292.2       |  | 10 528.0                  |                           |   |
| 1975       | 50.1   | 4 536.8                      | 70.7  | 40.5                                     | 30.2  | 4 466.1                                      | 1 163.7       | 3 302.4       |  | 15 094.1                  | 620.0                     | 2.7   |
| 1978       | 85.6   | 5 637.2                      | 88.9  | 52.9                                     | 36.0  | 5 548.3                                      | 1 553.1       | 4 995.2       |  | 14 624.0                  | 787.7                     | 3.1   |
| 1980       | 114.4  | 5 677.8                      | 124.3   | 76.1                                     | 48.2  | 5 508.1                                      | 1 969.8       | 4 538.3       | 45.4   | 14 627.0                  | 1 150.8                   | 3.3   |
| 1983       | 120.7  | 4 634.7                      | 114.3   | 68.8                                     | 45.5  | 4 397.8                                      | 1 629.0       | 3 768.8       | 122.0  | 13 578.0                  | 1 140.3                   | 3.6   |
| 1984       | 139.6  | 4 860.9                      | 132.3   | 81.1                                     | 51.1  | 4 554.2                                      | 1 689.8       | 3 864.3       | 174.5  | 13 557.1                  | 1 294.7                   | 3.6   |
| 1985       | 170.3  | 5 092.6                      | 157.1   | 100.9                                    | 56.2  | 4 706.0                                      | 1 741.1       | 3 964.8       | 229.5  | 13 370.2                  | 1 479.7                   | 3.8   |
| 1986       | 188.0  | 5 321.6                      | 175.7   | 114.6                                    | 61.1  | 4 889.9                                      | 1 773.4       | 4 116.6       | 256.0  | 13 182.5                  | 1 629.0                   | 4.1   |
| 1987       | 195.9  | 5 403.1                      | 187.4   | 122.3                                    | 65.1  | 4 948.1                                      | 1 773.7       | 4 174.4       | 267.6  | 12 835.9                  | 1 807.8                   | 4.3   |
| 1988       | 206.6  | 5 246.1                      | 205.2   | 136.8                                    | 68.3  | 4 761.5                                      | 1 746.0       | 4 015.5       | 279.4  | 12 535.8                  | 1 854.5                   | 4.5   |
| 1989       | 208.2  | 5 054.0                      | 217.7   | 149.3                                    | 68.5  | 4 554.0                                      | 1 716.1       | 3 837.9       | 282.3  | 12 373.1                  | 1 847.7                   | 4.7   |
| 1990       | 206.3  | 5 105.4                      | 224.4   | 156.7                                    | 67.7  | 4 586.0                                      | 1 717.3       | 3 868.7       | 295.0  | 12 241.4                  | 1 972.2                   | 5.1   |
| 1991       | 204.4  | 5 226.8                      | 227.7   | 161.6                                    | 66.1  | 4 683.5                                      | 1 722.9       | 3 960.6       | 315.6  | 12 164.2                  | 2 209.3                   | 5.6   |
| 1992       | 218.4  | 5 354.4                      | 240.8   | 174.3                                    | 66.6  | 4 770.8                                      | 1 704.9       | 4 065.9       | 342.8  | 12 201.3                  | 2 428.2                   | 6.1   |
| 1993       | 253.6  | 5 383.7                      | 282.0   | 209.8                                    | 72.2  | 4 739.1                                      | 1 656.9       | 4 082.2       | 362.6  | 12 421.2                  | 2 552.5                   | 6.4   |

注: 中等学校不包括技工学校 and 工读学校, 1962年以前的中等学校合计中包括工农中学及预科(以下同)。

a) Secondary schools exclude schools for skilled workers and juvenile delinquents. Figures for 1952, 1957 and 1962 include secondary schools for workers and peasants, and preparatory classes.

## 18-6 各级各类学校招生数

## NEW STUDENT ENROLLMENT BY LEVEL AND TYPE OF SCHOOL

单位: 万人

(10 000 persons)

| 年份<br>Year | 普通高等学校<br>Institutions of Higher Education | 中等学校<br>Secondary Schools | 中等专业学校<br>Specialized Secondary Schools |                             |                                    | 普通中学<br>Regular Secondary Schools | 高中<br>Senior |              | 初中<br>Junior | 农业中学<br>职业中学<br>Agricultural and Vocational Schools | 小学<br>Primary Schools | 盲、聋哑学校<br>Schools for the Blind, Deaf and Deaf-mute |
|------------|--|---------------------------|---|-----------------------------|------------------------------------|-----------------------------------|--------------|--------------|--------------|---|-----------------------|---|
|            |  |                           | 中等专业学校<br>Specialized Secondary Schools | 中等技术学校<br>Technical Schools | 中等师范学校<br>Teacher Training Schools |                                   | 高中<br>Senior | 初中<br>Junior |              |   |                       |   |
| 1952       | 7.9  | 174.6                     | 35.1                                    | 16.9                        | 18.2                               | 138.3                             | 14.1         | 124.2        |              | 1   | 149.3                 |   |
| 1957       | 10.6                                       | 261.6                     | 12.3                                    | 6.0                         | 6.3                                | 249.3                             | 32.3         | 217.0        |              | 1   | 249.2                 |   |
| 1962       | 10.7                                       | 298.8                     | 3.9                                     | 2.6                         | 1.3                                | 280.0                             | 41.7         | 238.3        | 14.9         | 1   | 586.3                 |   |
| 1965       | 16.4                                       | 673.0                     | 20.8                                    | 14.6                        | 6.2                                | 345.7                             | 45.9         | 299.8        | 306.5        | 3   | 296.0                 |   |
| 1970       | 4.2  | 1 420.7                   | 5.4                                     | 2.5                         | 2.9                                | 1 415.3                           | 239.0        | 1 176.3      |              | 2   | 831.8                 |   |
| 1975       | 19.1                                       | 2 478.0                   | 34.4                                    | 18.4                        | 16.0                               | 2 443.6                           | 633.1        | 1 810.5      |              | 3   | 352.1                 | 0.5   |
| 1978       | 40.2                                       | 2 743.6                   | 44.7                                    | 26.8                        | 17.9                               | 2 698.9                           | 692.9        | 2 006.0      |              | 3   | 315.4                 | 0.6   |
| 1980       | 28.1                                       | 2 011.8                   | 46.8                                    | 25.3                        | 21.5                               | 1 934.3                           | 383.4        | 1 550.9      | 30.7         | 2   | 942.3                 | 0.6   |
| 1983       | 39.1                                       | 1 700.4                   | 47.8                                    | 28.6                        | 19.1                               | 1 576.9                           | 259.8        | 1 317.1      | 75.7         | 2   | 544.0                 | 0.6   |
| 1984       | 47.5                                       | 1 713.4                   | 54.6                                    | 35.1                        | 19.5                               | 1 564.9                           | 262.3        | 1 302.5      | 93.9         | 2   | 472.9                 | 0.7   |
| 1985       | 61.9                                       | 1 789.8                   | 66.8                                    | 45.2                        | 21.6                               | 1 606.9                           | 257.5        | 1 349.4      | 116.1        | 2   | 298.2                 | 0.7   |
| 1986       | 57.2                                       | 1 824.4                   | 67.7                                    | 45.0                        | 22.7                               | 1 643.9                           | 257.3        | 1 386.6      | 112.8        | 2   | 258.2                 | 0.9   |
| 1987       | 61.7                                       | 1 834.2                   | 71.5                                    | 48.5                        | 23.0                               | 1 649.5                           | 255.2        | 1 394.3      | 113.2        | 2   | 094.6                 | 0.9   |
| 1988       | 67.0                                       | 1 781.9                   | 77.6                                    | 54.1                        | 23.6                               | 1 584.8                           | 244.3        | 1 340.5      | 119.5        | 2   | 123.3                 | 0.9   |
| 1989       | 59.7                                       | 1 743.3                   | 73.5                                    | 50.8                        | 22.7                               | 1 551.5                           | 242.1        | 1 309.4      | 118.3        | 2   | 151.5                 | 0.9   |
| 1990       | 60.9                                       | 1 815.8                   | 73.0                                    | 50.3                        | 22.7                               | 1 619.6                           | 249.8        | 1 369.9      | 123.2        | 2   | 064.0                 | 1.0   |
| 1991       | 62.0                                       | 1 871.0                   | 78.0                                    | 55.1                        | 22.9                               | 1 655.2                           | 243.8        | 1 411.3      | 137.8        | 2   | 072.7                 | 1.2   |
| 1992       | 75.4                                       | 1 929.8                   | 87.9                                    | 63.8                        | 24.1                               | 1 699.7                           | 234.7        | 1 465.0      | 152.1        | 2   | 183.2                 | 1.3   |
| 1993       | 92.4                                       | 1 983.7                   | 114.9                                   | 86.5                        | 28.4                               | 1 707.3                           | 228.3        | 1 479.0      | 161.5        | 2   | 353.5                 | 1.2   |

## 18-7 各级各类学校毕业生数

## GRADUATES BY LEVEL AND TYPE OF SCHOOL

单位: 万人

(10 000 persons)

| 年份<br>Year | 普通高等学校<br>Institutions of Higher Education | 中等学校<br>Secondary Schools | 中等专业学校<br>Specialized Secondary Schools |                             |                                    | 普通中学<br>Regular Secondary Schools | 高中<br>Senior |              | 初中<br>Junior | 农业中学<br>职业中学<br>Agricultural and Vocational Schools | 小学<br>Primary Schools | 盲、聋哑学校<br>Schools for the Blind, Deaf and Deaf-mute |
|------------|--|---------------------------|---|-----------------------------|------------------------------------|-----------------------------------|--------------|--------------|--------------|---|-----------------------|---|
|            |  |                           | 中等专业学校<br>Specialized Secondary Schools | 中等技术学校<br>Technical Schools | 中等师范学校<br>Teacher Training Schools |                                   | 高中<br>Senior | 初中<br>Junior |              |   |                       |   |
| 1952       | 3.2  | 28.9                      | 6.8                                     | 4.1                         | 2.7                                | 22.1                              | 3.6          | 18.5         |              | 1   | 149.0                 |   |
| 1957       | 5.6  | 145.2                     | 14.6                                    | 9.6                         | 5.0                                | 129.9                             | 18.7         | 111.2        |              | 1   | 498.0                 |   |
| 1962       | 17.7                                       | 237.5                     | 30.5                                    | 15.9                        | 14.6                               | 202.5                             | 44.1         | 158.4        | 4.5          | 1   | 559.0                 |   |
| 1965       | 18.6                                       | 232.5                     | 9.1                                     | 7.3                         | 1.8                                | 209.8                             | 36.0         | 173.8        | 13.6         | 1   | 667.6                 | 0.2   |
| 1970       | 10.3                                       | 689.3                     | 2.8                                     | 1.7                         | 1.1                                | 686.5                             | 67.6         | 618.9        |              | 1   | 652.5                 |   |
| 1975       | 11.9                                       | 1 519.5                   | 24.8                                    | 12.3                        | 12.4                               | 1 494.7                           | 447.0        | 1 047.7      |              | 1   | 999.4                 | 0.3   |
| 1978       | 16.5                                       | 2 398.5                   | 23.2                                    | 11.9                        | 11.3                               | 2 375.3                           | 682.7        | 1 692.6      |              | 2   | 287.9                 | 0.3   |
| 1980       | 14.7                                       | 1 629.9                   | 41.0                                    | 20.1                        | 20.9                               | 1 581.0                           | 616.2        | 964.7        | 7.9          | 2   | 053.3                 | 0.4   |
| 1983       | 33.5                                       | 1 254.5                   | 37.5                                    | 23.0                        | 14.5                               | 1 195.4                           | 235.1        | 960.3        | 21.6         | 1   | 980.7                 | 0.3   |
| 1984       | 28.7                                       | 1 205.6                   | 37.6                                    | 23.8                        | 13.8                               | 1 140.2                           | 189.8        | 950.4        | 27.8         | 1   | 995.0                 | 0.4   |
| 1985       | 31.6                                       | 1 279.1                   | 42.9                                    | 26.1                        | 16.8                               | 1 194.9                           | 196.6        | 998.3        | 41.3         | 1   | 999.9                 | 0.4   |
| 1986       | 39.3                                       | 1 388.5                   | 49.6                                    | 32.1                        | 17.5                               | 1 281.0                           | 224.0        | 1 057.0      | 57.9         | 2   | 016.1                 | 0.5   |
| 1987       | 53.2                                       | 1 496.9                   | 57.8                                    | 38.9                        | 18.9                               | 1 364.1                           | 246.8        | 1 117.3      | 75.0         | 2   | 043.0                 | 0.4   |
| 1988       | 55.3                                       | 1 548.4                   | 59.6                                    | 39.2                        | 20.4                               | 1 407.8                           | 250.6        | 1 157.2      | 81.0         | 1   | 930.3                 | 0.4   |
| 1989       | 57.6                                       | 1 520.9                   | 59.1                                    | 36.5                        | 22.6                               | 1 377.5                           | 243.2        | 1 134.3      | 86.3         | 1   | 857.1                 | 0.5   |
| 1990       | 61.4                                       | 1 497.5                   | 66.1                                    | 42.8                        | 23.4                               | 1 342.1                           | 233.0        | 1 109.1      | 89.3         | 1   | 863.1                 | 0.5   |
| 1991       | 61.4                                       | 1 477.0                   | 74.0                                    | 49.6                        | 24.4                               | 1 308.5                           | 222.9        | 1 085.5      | 94.5         | 1   | 896.7                 | 0.5   |
| 1992       | 60.4                                       | 1 499.4                   | 74.3                                    | 50.7                        | 23.6                               | 1 328.4                           | 226.1        | 1 102.3      | 96.7         | 1   | 872.4                 | 0.5   |
| 1993       | 57.1                                       | 1 541.9                   | 73.6                                    | 50.7                        | 22.8                               | 1 365.9                           | 231.7        | 1 134.2      | 102.5        | 1   | 841.5                 | 0.6   |

18-8 全国研究生数、派出国和毕业回国留学生数  
POSTGRADUATES, STUDENTS STUDYING ABROAD AND RETURNED STUDENTS

单位: 人

(persons)

| 年 份<br>Year | 研究生数<br>Postgraduates          |                                  |                   | 派出国的<br>留学生数<br>Students Studying<br>Abroad | 毕业回国的<br>留学生数<br>Returned<br>Students |
|-------------|--------------------------------|----------------------------------|-------------------|---|---------------------------------------|
|             | 在学人数<br>Students<br>Enrollment | 招生数<br>New Student<br>Enrollment | 毕业生数<br>Graduates |   |                                       |
| 1952        | 2 763                          | 1 785                            | 627               | 231   |                                       |
| 1957        | 3 178                          | 334                              | 1 723             | 529   | 347                                   |
| 1962        | 6 130                          | 1 287                            | 1 019             | 114   | 980                                   |
| 1965        | 4 546                          | 1 456                            | 1 665             | 454   | 199                                   |
| 1975        |                                |                                  |                   | 245   | 186                                   |
| 1978        | 10 934                         | 10 708                           | 9                 | 860   | 248                                   |
| 1980        | 21 604                         | 3 616                            | 476               | 2 124                                       | 162                                   |
| 1983        | 37 166                         | 15 642                           | 4 497             | 2 633                                       | 2 303                                 |
| 1984        | 57 566                         | 23 181                           | 2 756             | 3 073                                       | 2 920                                 |
| 1985        | 87 331                         | 46 871                           | 17 004            | 4 888                                       | 1 424                                 |
| 1986        | 110 371                        | 41 310                           | 16 950            | 4 676                                       | 1 388                                 |
| 1987        | 120 191                        | 39 017                           | 27 603            | 4 703                                       | 1 605                                 |
| 1988        | 112 776                        | 35 645                           | 40 838            | 3 786                                       | 3 000                                 |
| 1989        | 101 339                        | 28 569                           | 37 232            | 3 329                                       | 1 753                                 |
| 1990        | 93 018                         | 29 649                           | 35 440            | 2 950                                       | 1 593                                 |
| 1991        | 88 128                         | 29 679                           | 32 537            | 2 900                                       | 2 069                                 |
| 1992        | 94 164                         | 33 439                           | 25 692            | 6 540                                       | 3 611                                 |
| 1993        | 106 771                        | 42 145                           | 28 214            | 10 742                                      | 5 128                                 |

18-9 高等学校分科在校学生数  
STUDENT ENROLLMENT IN INSTITUTIONS OF HIGHER EDUCATION  
BY FIELD OF STUDY

单位: 人

(persons)

| 年份<br>Year | 合 计<br>Total | 工 科<br>Engi-<br>neering | 农 科<br>Agri-<br>culture | 林 科<br>For-<br>estry | 医 药<br>Medicine | 师 范<br>Teacher<br>Training | 文 科<br>Liberal<br>Arts | 理 科<br>Natural<br>Sciences | 财 经<br>Economi-<br>cs and<br>Finance | 政 法<br>Poli-<br>tics<br>and Law | 体 育<br>Physi-<br>cal<br>Culture | 艺 术<br>Art |
|------------|--------------|-------------------------|-------------------------|----------------------|-----------------|----------------------------|------------------------|----------------------------|--------------------------------------|---------------------------------|---------------------------------|------------|
| 1952       | 191 147      | 66 583                  | 13 262                  | 2 209                | 24 752          | 31 551                     | 13 511                 | 9 563                      | 21 974                               | 3 830                           | 325                             | 3 587      |
| 1957       | 441 181      | 163 026                 | 33 823                  | 6 065                | 49 107          | 114 795                    | 19 643                 | 28 660                     | 12 048                               | 8 245                           | 3 252                           | 2 517      |
| 1962       | 829 699      | 345 247                 | 66 863                  | 13 862               | 108 470         | 137 561                    | 40 098                 | 88 433                     | 12 096                               | 3 796                           | 6 334                           | 6 939      |
| 1965       | 674 436      | 295 273                 | 53 447                  | 9 793                | 82 861          | 94 268                     | 46 038                 | 62 232                     | 18 119                               | 4 144                           | 4 026                           | 4 235      |
| 1970       | 47 815       | 11 623                  | 1 090                   | 330                  | 13 235          | 9 140                      | 7 240                  | 4 357                      | 90                                   |                                 |                                 | 710        |
| 1975       | 500 993      | 186 298                 | 36 137                  | 6 085                | 86 336          | 97 362                     | 37 115                 | 33 888                     | 7 092                                | 269                             | 6 880                           | 3 531      |
| 1978       | 856 322      | 287 648                 | 53 712                  | 7 915                | 112 990         | 249 940                    | 46 153                 | 64 170                     | 18 190                               | 1 299                           | 8 643                           | 5 662      |
| 1980       | 1 143 712    | 383 520                 | 70 494                  | 11 681               | 139 569         | 338 197                    | 58 054                 | 83 651                     | 37 082                               | 6 029                           | 9 412                           | 6 023      |
| 1983       | 1 206 823    | 418 545                 | 67 951                  | 13 501               | 140 051         | 313 339                    | 67 909                 | 79 848                     | 71 100                               | 18 286                          | 10 027                          | 6 266      |
| 1984       | 1 395 656    | 479 527                 | 77 497                  | 15 128               | 143 855         | 361 827                    | 89 146                 | 86 894                     | 97 405                               | 25 237                          | 11 639                          | 7 501      |
| 1985       | 1 703 115    | 580 168                 | 88 535                  | 17 499               | 157 388         | 425 047                    | 126 826                | 97 707                     | 147 543                              | 36 129                          | 13 629                          | 12 644     |
| 1986       | 1 879 994    | 645 117                 | 93 218                  | 19 171               | 170 317         | 481 831                    | 128 091                | 102 153                    | 169 384                              | 43 178                          | 14 359                          | 13 175     |
| 1987       | 1 958 725    | 686 319                 | 92 209                  | 19 466               | 182 154         | 507 963                    | 113 423                | 106 564                    | 180 398                              | 42 034                          | 14 183                          | 14 012     |
| 1988       | 2 065 923    | 727 722                 | 93 677                  | 19 828               | 191 527         | 531 511                    | 111 683                | 108 717                    | 206 088                              | 43 654                          | 14 831                          | 16 685     |
| 1989       | 2 082 111    | 740 109                 | 90 339                  | 19 494               | 199 305         | 532 333                    | 104 713                | 100 861                    | 219 110                              | 41 948                          | 14 699                          | 19 200     |
| 1990       | 2 062 695    | 745 613                 | 87 615                  | 19 042               | 201 789         | 519 637                    | 98 804                 | 95 156                     | 220 494                              | 41 634                          | 13 975                          | 18 936     |
| 1991       | 2 043 662    | 747 947                 | 84 272                  | 19 654               | 202 344         | 519 375                    | 94 173                 | 88 975                     | 215 562                              | 40 741                          | 12 837                          | 17 782     |
| 1992       | 2 184 376    | 802 366                 | 88 193                  | 21 001               | 214 285         | 547 199                    | 101 375                | 88 885                     | 244 414                              | 42 849                          | 13 834                          | 19 975     |
| 1993       | 2 535 517    | 934 039                 | 96 196                  | 23 289               | 231 375         | 594 053                    | 127 149                | 98 964                     | 333 240                              | 51 831                          | 17 073                          | 28 308     |

18-10 高等学校分科招生数  
NEW STUDENT ENROLLMENT IN INSTITUTIONS OF HIGHER EDUCATION  
BY FIELD OF STUDY

单位: 人

(persons)

| 年份<br>Year | 合计<br>Total | 工 科<br>Engi-<br>nering | 农 科<br>Agri-<br>culture | 林 科<br>For-<br>estry | 医 药<br>Medicine | 师 范<br>Teacher<br>Training | 文 科<br>Liberal<br>Arts | 理 科<br>Natural<br>Sciences | 财 经<br>Economi-<br>cs and<br>Finance | 政 法<br>Poli-<br>tics<br>and Law | 体 育<br>Physi-<br>cal<br>Culture | 艺 术<br>Art |
|------------|-------------|------------------------|-------------------------|----------------------|-----------------|----------------------------|------------------------|----------------------------|--------------------------------------|---------------------------------|---------------------------------|------------|
| 1952       | 78 865      | 33 952                 | 3 676                   | 816                  | 6 547           | 18 145                     | 3 831                  | 5 433                      | 4 700                                | 1 271                           | 40                              | 454        |
| 1957       | 105 581     | 35 725                 | 6 985                   | 1 381                | 9 861           | 33 065                     | 3 844                  | 7 944                      | 3 240                                | 1 691                           | 1 268                           | 577        |
| 1962       | 106 777     | 40 928                 | 8 947                   | 1 603                | 12 709          | 20 041                     | 6 358                  | 11 414                     | 3 084                                | 460                             | 627                             | 606        |
| 1965       | 164 212     | 67 444                 | 13 743                  | 2 566                | 20 044          | 25 329                     | 13 461                 | 12 266                     | 5 726                                | 1 298                           | 1 272                           | 1 063      |
| 1970       | 41 870      | 10 450                 | 1 030                   | 330                  | 8 620           | 9 140                      | 7 240                  | 4 260                      | 90                                   |                                 |                                 | 710        |
| 1975       | 272 971     | 79 619                 | 18 104                  | 2 662                | 34 932          | 94 586                     | 14 335                 | 11 922                     | 2 834                                | 100                             | 1 858                           | 1 267      |
| 1978       | 401 521     | 135 741                | 20 709                  | 3 390                | 47 320          | 123 996                    | 21 765                 | 30 261                     | 11 960                               | 995                             | 2 926                           | 2 458      |
| 1980       | 281 230     | 92 387                 | 16 168                  | 2 803                | 31 277          | 99 046                     | 12 863                 | 18 539                     | 11 973                               | 2 838                           | 2 095                           | 1 241      |
| 1983       | 390 800     | 131 331                | 21 345                  | 4 477                | 31 831          | 113 889                    | 24 537                 | 21 880                     | 29 385                               | 6 923                           | 3 206                           | 1 996      |
| 1984       | 475 171     | 158 925                | 24 978                  | 4 810                | 35 863          | 134 494                    | 34 715                 | 25 661                     | 39 702                               | 9 509                           | 3 853                           | 2 661      |
| 1985       | 619 235     | 201 004                | 28 926                  | 5 906                | 42 919          | 162 549                    | 53 289                 | 30 833                     | 67 017                               | 16 164                          | 4 477                           | 6 151      |
| 1986       | 572 055     | 184 958                | 27 353                  | 5 513                | 40 647          | 170 071                    | 35 983                 | 27 778                     | 58 112                               | 13 526                          | 4 101                           | 4 013      |
| 1987       | 616 522     | 200 542                | 27 484                  | 5 824                | 43 699          | 189 454                    | 34 747                 | 29 185                     | 63 444                               | 13 139                          | 4 145                           | 5 159      |
| 1988       | 669 731     | 219 532                | 27 179                  | 5 786                | 48 135          | 203 446                    | 34 687                 | 29 485                     | 76 041                               | 14 191                          | 4 817                           | 6 432      |
| 1989       | 597 113     | 201 425                | 22 922                  | 5 117                | 46 245          | 183 797                    | 25 977                 | 21 313                     | 68 519                               | 11 119                          | 4 206                           | 6 473      |
| 1990       | 608 850     | 208 285                | 24 920                  | 5 692                | 46 772          | 182 467                    | 27 756                 | 24 034                     | 67 446                               | 11 675                          | 4 142                           | 5 661      |
| 1991       | 619 874     | 214 532                | 25 020                  | 6 146                | 48 943          | 183 715                    | 28 336                 | 24 501                     | 67 118                               | 11 888                          | 3 837                           | 5 838      |
| 1992       | 754 192     | 263 580                | 28 833                  | 7 046                | 58 915          | 208 260                    | 37 423                 | 28 802                     | 94 508                               | 14 494                          | 4 523                           | 7 808      |
| 1993       | 923 952     | 327 028                | 32 834                  | 7 806                | 66 877          | 221 160                    | 51 381                 | 32 534                     | 145 074                              | 19 718                          | 6 437                           | 13 103     |

18-11 高等学校分科毕业生数  
GRADUATES OF INSTITUTIONS OF HIGHER EDUCATION BY FIELD OF STUDY

单位: 人

(persons)

| 年份<br>Year | 合计<br>Total | 工 科<br>Engi-<br>nering | 农 科<br>Agri-<br>culture | 林 科<br>For-<br>estry | 医 药<br>Medicine | 师 范<br>Teacher<br>Training | 文 科<br>Liberal<br>Arts | 理 科<br>Natural<br>Sciences | 财 经<br>Economi-<br>cs and<br>Finance | 政 法<br>Poli-<br>tics<br>and Law | 体 育<br>Physi-<br>cal<br>Culture | 艺 术<br>Art |
|------------|-------------|------------------------|-------------------------|----------------------|-----------------|----------------------------|------------------------|----------------------------|--------------------------------------|---------------------------------|---------------------------------|------------|
| 1952       | 32 002      | 10 213                 | 2 361                   | 796                  | 2 636           | 3 077                      | 1 676                  | 2 215                      | 7 263                                | 1 403                           | 79                              | 283        |
| 1957       | 56 180      | 17 162                 | 3 104                   | 824                  | 6 200           | 15 948                     | 4 294                  | 3 524                      | 3 651                                | 385                             | 526                             | 562        |
| 1962       | 177 255     | 58 573                 | 16 588                  | 2 974                | 18 335          | 53 832                     | 6 830                  | 13 603                     | 2 575                                | 802                             | 1 820                           | 1 323      |
| 1965       | 185 521     | 80 294                 | 15 665                  | 3 237                | 22 027          | 28 966                     | 8 252                  | 20 668                     | 2 079                                | 857                             | 1 876                           | 1 600      |
| 1970       | 102 672     | 60 307                 | 5 594                   | 935                  | 13 259          | 2 516                      | 6 217                  | 12 410                     | 647                                  | 123                             |                                 | 664        |
| 1975       | 118 955     | 48 240                 | 6 490                   | 810                  | 20 760          | 20 516                     | 11 298                 | 8 167                      | 905                                  | 160                             | 618                             | 991        |
| 1978       | 164 581     | 56 512                 | 13 929                  | 2 605                | 27 459          | 35 430                     | 11 808                 | 12 743                     | 1 627                                | 99                              | 1 256                           | 1 113      |
| 1980       | 146 635     | 44 164                 | 4 009                   | 1 249                | 17 656          | 61 942                     | 6 213                  | 8 421                      | 1 268                                | 109                             | 1 010                           | 594        |
| 1983       | 335 344     | 111 405                | 16 661                  | 2 674                | 55 490          | 90 147                     | 17 839                 | 21 008                     | 13 040                               | 3 113                           | 2 716                           | 1 251      |
| 1984       | 286 937     | 97 546                 | 15 551                  | 2 965                | 31 899          | 84 821                     | 14 414                 | 17 907                     | 14 976                               | 3 103                           | 2 421                           | 1 334      |
| 1985       | 316 384     | 97 672                 | 17 315                  | 3 403                | 29 190          | 94 113                     | 22 452                 | 18 531                     | 24 139                               | 5 367                           | 2 569                           | 1 633      |
| 1986       | 392 792     | 119 213                | 21 896                  | 4 119                | 27 907          | 117 403                    | 34 599                 | 21 567                     | 32 740                               | 7 329                           | 3 549                           | 2 470      |
| 1987       | 531 930     | 156 065                | 26 357                  | 4 984                | 32 124          | 163 366                    | 49 237                 | 24 663                     | 53 933                               | 12 639                          | 4 230                           | 4 332      |
| 1988       | 553 466     | 173 585                | 25 073                  | 5 228                | 38 153          | 179 120                    | 34 681                 | 25 664                     | 51 273                               | 12 490                          | 4 219                           | 3 980      |
| 1989       | 576 242     | 186 582                | 25 585                  | 5 385                | 38 366          | 182 427                    | 32 543                 | 27 058                     | 56 754                               | 13 030                          | 4 109                           | 4 403      |
| 1990       | 613 614     | 195 841                | 27 679                  | 5 734                | 42 881          | 190 914                    | 33 652                 | 28 937                     | 66 380                               | 12 094                          | 4 260                           | 5 242      |
| 1991       | 614 267     | 206 268                | 25 450                  | 5 376                | 46 028          | 186 609                    | 30 401                 | 27 345                     | 65 206                               | 11 894                          | 3 802                           | 5 888      |
| 1992       | 604 223     | 207 007                | 24 922                  | 5 467                | 45 664          | 179 343                    | 28 674                 | 25 877                     | 65 749                               | 12 404                          | 3 869                           | 5 247      |
| 1993       | 570 715     | 196 216                | 22 236                  | 5 107                | 48 559          | 170 738                    | 25 136                 | 18 747                     | 64 342                               | 10 725                          | 3 571                           | 5 338      |

## 18-12 高等学校分科毕业生累计数

## TOTAL GRADUATES OF INSTITUTIONS OF HIGHER EDUCATION BY FIELD OF STUDY

单位: 万人

(10 000 persons)

| 项 目<br>Item                  | 合 计<br>Total<br>1949-1993 | 1949-1965 | 1966-1978 | 1979-1993 |
|------------------------------|---------------------------|-----------|-----------|-----------|
| 合计 Total                     | 917.08                    | 155.44    | 139.20    | 622.44    |
| 工 科 Engineering              | 307.10                    | 53.06     | 54.31     | 199.73    |
| 农 林 Agriculture and Forestry | 63.57                     | 14.71     | 12.61     | 36.25     |
| 医 药 Medicine                 | 87.75                     | 16.66     | 20.79     | 50.30     |
| 师 范 Teacher Training         | 259.46                    | 39.20     | 24.46     | 195.80    |
| 文 科 Liberal Arts             | 55.16                     | 8.26      | 10.51     | 36.39     |
| 理 科 Natural Sciences         | 53.75                     | 11.24     | 11.10     | 31.41     |
| 财 经 Economics and Finance    | 62.62                     | 7.13      | 2.79      | 52.70     |
| 政 法 Politics and Law         | 13.34                     | 2.31      | 0.48      | 10.55     |
| 体 育 Physical Culture         | 7.37                      | 1.41      | 1.21      | 4.75      |
| 艺 术 Art                      | 6.96                      | 1.46      | 0.94      | 4.56      |

## 18-13 高等学校分科专任教师数 (1993)

## FULL-TIME TEACHERS IN INSTITUTIONS OF HIGHER EDUCATION

## BY FIELD OF STUDY (1993)

单位: 人

(person)

| 项 目<br>Item               | 合 计<br>Total | 教 授<br>Professors | 副 教 授<br>Associate<br>Professors | 讲 师<br>Lecturers | 教 员<br>Instructors | 助 教<br>Assistants |
|---------------------------|--------------|-------------------|----------------------------------|------------------|--------------------|-------------------|
| 合计 Total                  | 387 808      | 24 385            | 95 360                           | 162 543          | 21 719             | 83 801            |
| 工 科 Engineering           | 107 166      | 7 947             | 29 626                           | 45 414           | 6 345              | 17 834            |
| 农 科 Agriculture           | 15 033       | 1 250             | 4 053                            | 6 118            | 757                | 2 855             |
| 林 科 Forestry              | 2 812        | 220               | 744                              | 1 135            | 124                | 589               |
| 医 药 Medicine              | 33 950       | 3 978             | 7 662                            | 13 247           | 1 852              | 7 211             |
| 师 范 Teacher Training      | 5 821        | 191               | 840                              | 2 220            | 386                | 2 184             |
| 文 科 Liberal Arts          | 87 692       | 3 982             | 18 907                           | 35 680           | 5 314              | 23 809            |
| 理 科 Natural Sciences      | 76 827       | 4 486             | 22 391                           | 33 366           | 3 218              | 13 366            |
| 财 经 Economics and Finance | 19 638       | 1 043             | 3 585                            | 8 706            | 1 221              | 5 083             |
| 政 法 Politics and Law      | 6 162        | 323               | 1 185                            | 2 675            | 392                | 1 587             |
| 体 育 Physical Culture      | 20 749       | 395               | 3 977                            | 9 631            | 998                | 5 748             |
| 艺 术 Art                   | 11 958       | 570               | 2 390                            | 4 351            | 1 112              | 3 535             |



18-14 中等专业学校分科在校学生数  
STUDENT ENROLLMENT IN SPECIALIZED SECONDARY SCHOOLS  
BY FIELD OF STUDY

单位: 人

(persons)

| 年份<br>Year | 合计<br>Total | 中等技术学校<br>Technical Secondary Schools | 工科<br>Engi-<br>neering | 农科<br>Agri-<br>culture<br>(see note) | 林科<br>For-<br>estry | 医药<br>Medicine | 财经<br>Econom-<br>ics and<br>Finance | 政法<br>Poli-<br>tics<br>and Law | 体育<br>Phys-<br>ical<br>Culture | 艺术<br>Art | 其他<br>Other | 中等师范学校<br>Teacher<br>Training,<br>Secondary<br>Schools |
|------------|-------------|---------------------------------------|------------------------|--------------------------------------|---------------------|----------------|-------------------------------------|--------------------------------|--------------------------------|-----------|-------------|--|
|            |             |                                       |                        |                                      |                     |                |                                     |                                |                                |           |             |  |
| 1952       | 635 609     | 290 446                               | 111 413                | 58 446                               | 8 176               | 59 407         | 52 277                              |                                | 91                             | 589       | 47          | 345 163  |
| 1957       | 777 939     | 482 155                               | 259 478                | 84 845                               | 14 288              | 81 079         | 31 588                              |                                | 5 263                          | 4 635     | 979         | 295 784  |
| 1962       | 534 911     | 352 692                               | 187 892                | 46 753                               | 6 155               | 76 836         | 18 125                              |                                | 1 610                          | 10 341    | 4 980       | 182 219  |
| 1965       | 547 447     | 392 443                               | 177 609                | 46 417                               | 7 364               | 88 972         | 56 673                              |                                | 744                            | 11 324    | 3 340       | 155 004  |
| 1970       | 63 976      | 31 668                                | 7 434                  | 5 323                                | 1 454               | 19 688         | 3 441                               |                                | 628                            | 1 570     | 1 130       | 32 308   |
| 1975       | 707 318     | 405 030                               | 138 451                | 64 635                               |                     | 139 113        | 45 580                              |                                | 3 922                          | 9 408     | 3 921       | 302 288  |
| 1978       | 889 209     | 529 289                               | 131 463                | 86 478                               |                     | 158 673        | 75 382                              |                                | 3 662                          | 12 192    | 11 439      | 359 920  |
| 1980       | 1 243 388   | 761 280                               | 263 045                | 113 800                              | 12 188              | 224 695        | 107 535                             |                                | 6 190                          | 15 576    | 18 251      | 482 108  |
| 1983       | 1 143 299   | 688 438                               | 233 917                | 78 217                               | 13 723              | 163 280        | 145 581                             | 27 402                         | 6 791                          | 16 830    | 2 697       | 454 861  |
| 1984       | 1 322 507   | 811 118                               | 274 570                | 85 986                               | 16 382              | 182 283        | 182 102                             | 35 796                         | 7 628                          | 19 343    | 7 028       | 511 389  |
| 1985       | 1 571 083   | 1 008 659                             | 337 786                | 98 811                               | 19 207              | 220 693        | 243 494                             | 48 049                         | 10 402                         | 23 983    | 5 964       | 562 424  |
| 1986       | 1 757 213   | 1 145 913                             | 389 651                | 107 951                              | 27 530              | 245 430        | 263 387                             | 49 619                         | 13 883                         | 26 774    | 21 688      | 611 300  |
| 1987       | 1 873 869   | 1 222 607                             | 406 240                | 105 735                              | 22 317              | 274 575        | 294 681                             | 46 048                         | 19 460                         | 28 575    | 24 976      | 651 262  |
| 1988       | 2 051 713   | 1 368 478                             | 461 450                | 115 660                              | 24 295              | 300 061        | 338 216                             | 46 095                         | 24 806                         | 31 547    | 26 348      | 683 235  |
| 1989       | 2 177 480   | 1 492 853                             | 525 517                | 125 724                              | 26 946              | 306 506        | 374 758                             | 44 133                         | 29 871                         | 33 611    | 25 784      | 684 627  |
| 1990       | 2 244 373   | 1 567 091                             | 565 130                | 139 341                              | 27 059              | 306 405        | 387 806                             | 43 858                         | 34 313                         | 37 134    | 26 045      | 677 282  |
| 1991       | 2 277 354   | 1 615 999                             | 590 229                | 147 287                              | 27 474              | 296 783        | 400 758                             | 45 740                         | 35 302                         | 41 893    | 30 533      | 661 355  |
| 1992       | 2 408 365   | 1 731 273                             | 643 610                | 159 152                              | 29 652              | 309 281        | 433 887                             | 49 222                         | 37 854                         | 46 609    | 22 006      | 677 092  |
| 1993       | 2 820 290   | 2 084 240                             | 758 851                | 178 155                              | 34 358              | 352 301        | 568 421                             | 59 286                         | 43 014                         | 61 359    | 28 495      | 736 050  |

注: 1975-1978年农科数为农、林科合计。

a) Figures for 1975 through 1978 represent combined total of Agriculture and Forestry.

18-15 中等专业学校分科招生人数  
NEW STUDENT ENROLLMENT IN SPECIALIZED SECONDARY SCHOOLS  
BY FIELD OF STUDY

单位: 人

(persons)

| 年份<br>Year | 合计<br>Total | 中等技术学校<br>Technical Secondary Schools | 工科<br>Engi-<br>neering | 农科<br>Agri-<br>culture<br>(see note) | 林科<br>For-<br>estry | 医药<br>Medicine | 财经<br>Econom-<br>ics and<br>Finance | 政法<br>Poli-<br>tics<br>and Law | 体育<br>Phys-<br>ical<br>Culture | 艺术<br>Art | 其他<br>Other | 中等师范学校<br>Teacher<br>Training,<br>Secondary<br>Schools |
|------------|-------------|---------------------------------------|------------------------|--------------------------------------|---------------------|----------------|-------------------------------------|--------------------------------|--------------------------------|-----------|-------------|--|
|            |             |                                       |                        |                                      |                     |                |                                     |                                |                                |           |             |  |
| 1952       | 350 825     | 168 869                               | 69 446                 | 30 922                               | 5 890               | 28 518         | 33 776                              |                                | 50                             | 267       |             | 181 956  |
| 1957       | 123 155     | 59 926                                | 27 062                 | 7 607                                | 1 776               | 19 373         | 2 233                               |                                | 1 066                          | 809       |             | 63 229   |
| 1962       | 38 719      | 25 992                                | 13 623                 | 1 575                                | 21                  | 7 826          | 2 261                               |                                |                                | 686       |             | 12 727   |
| 1965       | 208 476     | 146 370                               | 63 727                 | 15 830                               | 2 453               | 36 604         | 23 708                              |                                | 379                            | 2 439     | 1 230       | 62 106   |
| 1970       | 53 940      | 24 522                                | 6 121                  | 4 423                                | 1 031               | 8 092          | 2 783                               |                                | 349                            | 1 063     | 660         | 29 418   |
| 1975       | 343 854     | 184 263                               | 53 852                 | 35 485                               |                     | 66 890         | 22 455                              |                                | 1 090                          | 2 811     | 1 680       | 159 591  |
| 1978       | 447 039     | 267 953                               | 93 386                 | 46 283                               |                     | 75 377         | 38 936                              |                                | 1 831                          | 4 766     | 7 374       | 179 086  |
| 1980       | 467 624     | 252 900                               | 83 298                 | 34 166                               | 4 723               | 65 719         | 48 223                              |                                | 2 350                          | 4 340     | 10 081      | 214 724  |
| 1983       | 477 763     | 286 383                               | 91 203                 | 29 362                               | 5 271               | 61 684         | 76 559                              | 15 095                         | 1 740                          | 3 749     | 1 720       | 191 380  |
| 1984       | 546 077     | 350 906                               | 112 233                | 34 963                               | 7 655               | 69 680         | 93 445                              | 20 550                         | 2 503                          | 5 903     | 3 974       | 195 171  |
| 1985       | 668 271     | 451 928                               | 144 829                | 38 847                               | 7 965               | 87 925         | 127 906                             | 26 632                         | 4 517                          | 9 305     | 4 002       | 216 343  |
| 1986       | 676 500     | 449 540                               | 149 843                | 40 353                               | 9 193               | 86 854         | 117 832                             | 22 832                         | 5 361                          | 8 195     | 9 077       | 226 960  |
| 1987       | 715 227     | 484 976                               | 161 333                | 39 016                               | 7 442               | 96 818         | 133 108                             | 21 182                         | 7 452                          | 8 346     | 10 279      | 230 251  |
| 1988       | 776 382     | 540 526                               | 178 189                | 41 623                               | 8 174               | 109 504        | 152 090                             | 21 363                         | 9 270                          | 10 044    | 10 269      | 235 856  |
| 1989       | 734 861     | 507 662                               | 170 239                | 40 575                               | 8 083               | 93 142         | 147 043                             | 19 324                         | 9 768                          | 9 834     | 9 654       | 227 199  |
| 1990       | 730 097     | 502 802                               | 168 786                | 43 026                               | 7 332               | 91 818         | 141 005                             | 20 743                         | 10 341                         | 10 815    | 8 936       | 227 295  |
| 1991       | 779 955     | 550 680                               | 189 400                | 48 829                               | 8 585               | 94 745         | 151 349                             | 21 967                         | 9 985                          | 13 871    | 11 949      | 229 275  |
| 1992       | 879 242     | 634 025                               | 220 777                | 57 965                               | 9 847               | 105 626        | 178 025                             | 24 356                         | 11 143                         | 15 985    | 10 301      | 245 217  |
| 1993       | 1 148 923   | 859 658                               | 287 545                | 63 208                               | 11 826              | 137 186        | 273 175                             | 31 697                         | 15 873                         | 24 479    | 14 669      | 289 265  |

注: 1975-1978年农科数为农、林科合计。

a) Figures for 1975 through 1978 represent combined total of Agriculture and Forestry.

18-16 中等专业学校分科毕业生数

GRADUATES OF SPECIALIZED SECONDARY SCHOOLS BY FIELD OF STUDY

单位: 人

(persons)

| 年份<br>Year | 合计<br>Total | 中等技术学校<br>Technical Secondary Schools | 工科<br>Engineering | 农科<br>Agriculture (see note) | 林科<br>Forestry | 医药<br>Medicine | 财经<br>Economics and Finance | 政法<br>Politics and Law | 体育<br>Physical Culture | 艺术<br>Art | 其他<br>Other | 中等师范学校<br>Teacher Training, Secondary Schools |
|------------|-------------|---------------------------------------|-------------------|------------------------------|----------------|----------------|-----------------------------|------------------------|------------------------|-----------|-------------|---|
| 1952       | 68 146      | 40 758                                | 9 498             | 4 361                        | 347            | 15 840         | 10 535                      |                        |                        | 96        | 81          | 27 388  |
| 1957       | 146 100     | 95 707                                | 50 753            | 12 258                       | 2 512          | 22 984         | 6 247                       |                        | 681                    | 272       |             | 50 393  |
| 1962       | 304 895     | 159 100                               | 72 361            | 29 149                       | 3 786          | 44 264         | 5 524                       |                        | 1 540                  | 2 033     | 443         | 145 795                                       |
| 1965       | 91 388      | 73 359                                | 40 750            | 6 409                        | 1 376          | 12 927         | 8 835                       |                        | 174                    | 2 283     | 605         | 18 029  |
| 1970       | 28 131      | 16 815                                | 3 126             | 3 908                        | 782            | 4 690          | 2 345                       |                        | 156                    | 1 652     | 156         | 11 316  |
| 1975       | 247 709     | 123 328                               | 39 606            | 18 548                       |                | 46 138         | 15 524                      |                        | 405                    | 1 369     | 1 738       | 124 381                                       |
| 1978       | 231 990     | 119 335                               | 31 294            | 27 055                       |                | 43 884         | 13 924                      |                        | 248                    | 2 221     | 709         | 112 655                                       |
| 1980       | 410 337     | 201 187                               | 57 769            | 29 083                       | 3 237          | 53 523         | 47 060                      |                        | 1 006                  | 2 125     | 7 384       | 209 150                                       |
| 1983       | 375 353     | 229 901                               | 65 133            | 25 185                       | 4 054          | 62 652         | 57 588                      | 9 763                  | 1 686                  | 3 111     | 729         | 145 452                                       |
| 1984       | 375 864     | 237 705                               | 77 179            | 26 968                       | 4 928          | 51 324         | 59 230                      | 12 017                 | 1 301                  | 3 586     | 1 172       | 138 159                                       |
| 1985       | 428 680     | 261 168                               | 84 066            | 26 539                       | 4 672          | 51 636         | 71 927                      | 14 797                 | 1 574                  | 5 279     | 678         | 167 512                                       |
| 1986       | 496 055     | 321 014                               | 104 359           | 32 982                       | 6 992          | 59 664         | 86 058                      | 20 648                 | 1 677                  | 4 573     | 4 061       | 175 041                                       |
| 1987       | 577 800     | 388 832                               | 129 825           | 35 771                       | 6 954          | 70 362         | 109 073                     | 23 392                 | 1 981                  | 5 246     | 6 228       | 188 968                                       |
| 1988       | 595 737     | 392 219                               | 115 613           | 31 499                       | 6 549          | 85 653         | 113 439                     | 21 192                 | 2 951                  | 6 267     | 9 056       | 203 518                                       |
| 1989       | 590 876     | 364 696                               | 98 612            | 28 111                       | 5 934          | 82 783         | 109 151                     | 20 520                 | 4 541                  | 6 491     | 8 553       | 226 180                                       |
| 1990       | 661 262     | 427 573                               | 128 829           | 29 989                       | 6 257          | 94 024         | 126 070                     | 20 318                 | 6 152                  | 7 517     | 8 417       | 233 689                                       |
| 1991       | 740 270     | 496 395                               | 157 821           | 41 381                       | 7 090          | 104 356        | 139 187                     | 19 742                 | 7 415                  | 9 253     | 10 150      | 243 875                                       |
| 1992       | 742 957     | 503 012                               | 167 888           | 44 951                       | 7 824          | 93 771         | 142 568                     | 20 873                 | 8 799                  | 10 145    | 6 193       | 239 945                                       |
| 1993       | 735 509     | 503 072                               | 168 687           | 40 467                       | 7 644          | 92 699         | 144 685                     | 21 817                 | 9 949                  | 10 132    | 6 992       | 232 437                                       |

注: 1975-1978年农科数为农、林科合计。

a) Figures for 1975 through 1978 represent combined total of Agriculture and Forestry.

18-17 中等专业学校分科毕业生累计数

TOTAL GRADUATES OF SPECIALIZED SECONDARY SCHOOLS BY FIELD OF STUDY

单位: 万人

(10 000 persons)

| 项目<br>Item                  | 合计<br>Total<br>1949-1993 | 1949-1965 | 1966-1978 | 1979-1993 |
|-----------------------------|--------------------------|-----------|-----------|-----------|
| 合计 Total                    | 1 316.87                 | 295.85    | 224.80    | 796.22    |
| 工科 Engineering              | 275.38                   | 73.76     | 42.94     | 158.68    |
| 农林 Agriculture and Forestry | 112.25                   | 34.14     | 19.92     | 58.19     |
| 师范 Teacher Training         | 532.25                   | 135.89    | 101.35    | 295.01    |
| 医药 Medicine                 | 186.69                   | 37.02     | 40.51     | 109.16    |
| 财经 Economics and Finance    | 159.17                   | 11.99     | 14.88     | 132.30    |
| 政法 Politics and Law         | 21.97                    | ...       | ...       | 21.97     |
| 体育 Physical Culture         | 6.52                     | 0.93      | 0.39      | 5.20      |
| 艺术 Art                      | 11.67                    | 1.45      | 2.01      | 8.21      |
| 其他 Other                    | 10.97                    | 0.67      | 2.80      | 7.50      |

18-18 中等专业学校分类别专任教师数  
FULL-TIME TEACHERS IN SPECIALIZED SECONDARY SCHOOLS  
BY FIELD OF STUDY

单位: 人

(persons)

| 项 目    | Item                                  | 1978   | 1980    | 1985    | 1990    | 1992    | 1993    |
|--------|---------------------------------------|--------|---------|---------|---------|---------|---------|
| 合 计    | Total                                 | 99 591 | 128 613 | 173 984 | 234 476 | 235 134 | 239 326 |
| 中等技术学校 | Technical Secondary Schools           | 69 320 | 90 979  | 128 018 | 176 020 | 178 086 | 181 172 |
| 工业学校   | Engineering                           | 27 678 | 34 657  | 48 358  | 67 888  | 68 658  | 69 912  |
| 农业学校   | Agriculture                           | 10 380 | 13 450  | 16 459  | 21 136  | 21 685  | 21 814  |
| 林业学校   | Forestry                              |        | 1 403   | 2 315   | 3 366   | 3 491   | 3 597   |
| 医药学校   | Medicine                              | 18 505 | 22 835  | 26 236  | 31 821  | 30 562  | 30 975  |
| 财经学校   | Economics and Finance                 | 7 112  | 11 072  | 18 943  | 28 590  | 27 999  | 29 280  |
| 政法学校   | Politics and Law                      |        | ...     | 4 131   | 5 666   | 5 633   | 6 004   |
| 体育学校   | Physical Culture                      | 551    | 1 000   | 2 531   | 6 206   | 7 172   | 6 588   |
| 艺术学校   | Art                                   | 4 115  | 5 087   | 7 132   | 8 478   | 8 751   | 8 655   |
| 其他学校   | Other                                 | 979    | 1 475   | 1 823   | 2 869   | 4 135   | 4 247   |
| 中等师范学校 | Secondary Teacher<br>Training Schools | 30 271 | 37 664  | 45 966  | 58 456  | 57 048  | 58 154  |

18-19 技工学校数和学生数  
TECHNICAL SCHOOLS, STUDENTS AND STAFF

| 年 份  | 学 校 数<br>(所)<br>Schools | 在 校 学 生 数<br>(万人)<br>Student<br>Enrollment<br>(10 000 persons) | 毕 业 生 数<br>(万人)<br>Graduates<br>(10 000 persons) | 招 生 数<br>(万人)<br>New Students<br>Enrollment<br>(10 000 persons) | 教 职 工 数<br>(万人)<br>Staff<br>(10 000 persons) |
|------|-------------------------|--|--|---|--|
| Year |                         |  |  |   |  |
| 1983 | 3 443                   | 52.5   | 26.9   | 27.4  | 18.7   |
| 1984 | 3 465                   | 62.8   | 18.5   | 31.1  | 18.9   |
| 1985 | 3 548                   | 74.2   | 22.6   | 35.5  | 21.5   |
| 1986 | 3 765                   | 89.2   | 23.3   | 39.4  | 24.4   |
| 1987 | 3 952                   | 103.1  | 26.5   | 42.3  | 26.2   |
| 1988 | 3 996                   | 116.1  | 31.1   | 46.1  | 28.0   |
| 1989 | 4 102                   | 125.8  | 36.8   | 47.0  | 29.6   |
| 1990 | 4 184                   | 133.2  | 41.3   | 50.6  | 30.8   |
| 1991 | 4 269                   | 142.2  | 45.4   | 54.4  | 32.5   |
| 1992 | 4 392                   | 155.6  | 45.7   | 60.2  | 33.6   |
| 1993 | 4 477                   | 171.7  | 49.7   | 66.4  | 33.5   |

18-20 各类技工学校情况 (1993年)  
STATISTICS FOR VARIOUS TECHNICAL SCHOOLS (1993)

| 指 标               | Item   | 合 计<br>Total | 国务院各部门<br>Ministries<br>of the State<br>Council |       | 省、自治区、<br>直辖市<br>Provinces,<br>Autonomous<br>Regions and<br>Municipalities |  |
|-------------------|--|--------------|---|-------|--|--|
|                   |  |              |   |       |  |  |
| 学校数 (所)           | Number of Schools (10 000 persons)           | 4 477        | 941   | 3 536 |  |  |
| 学生数 (万人)          | Number of Students (10 000 persons)          | 171.7        | 38.7  | 133.0 |  |  |
| #两年制 (万人)         | Two-Year Programs (10 000 persons)           | 26.7         | 4.0   | 22.6  |  |  |
| 三年制 (万人)          | Three-Year Programs (10 000 persons)         | 143.7        | 34.6  | 109.1 |  |  |
| 教职工数 (万人)         | Staff (10 000 persons)                       | 33.5         | 10.1  | 23.4  |  |  |
| #文化技术理论课指导教师 (万人) | Classroom Teachers (10 000 persons)          | 11.2         | 3.2   | 8.0   |  |  |
| 生产实习课指导教师 (万人)    | Practical Training Teachers (10 000 persons) | 3.8          | 1.2   | 2.6   |  |  |

18-21 初中毕业生和小学毕业生升学率及小学学龄儿童入学率  
PERCENTAGE OF GRADUATES OF JUNIOR MIDDLE SCHOOLS AND  
PRIMARY SCHOOLS ENTERING HIGHER LEVEL SCHOOLS,  
PERCENTAGE OF SCHOOL-AGE CHILDREN ENROLLED

| 年 份<br>Year | 初中毕业生升学率<br>Percentage of Graduates of Junior<br>Middle Schools Entering Senior<br>Middle Schools |   |  | 小学毕业生升学率<br>Percentage of Graduates of Primary<br>Schools Entering Junior Middle<br>Schools |   |  | 小学学龄儿童入学率<br>Percentage of School-Age<br>Children Enrolled         |   |   |
|-------------|---|---|--|---|---|--|--|---|---|
|             | 初 中<br>毕业生数<br>(万人)<br>Graduates<br>of Junior<br>Middle<br>Schools<br>(10 000<br>persons)         | 高级中等<br>学校招生数<br>(万人)<br>Students<br>Entering<br>Senior<br>Middle<br>Schools<br>(10 000<br>persons) | 升 学 率<br>(%)<br>Percentage<br>of Graduates<br>of Junior<br>Middle<br>Schools<br>Entering<br>Senior Mid-<br>dle Schools | 小 学<br>毕业生数<br>(万人)<br>Graduates<br>of<br>Primary<br>Schools<br>(10 000<br>persons)         | 初级中等<br>学校招生数<br>(万人)<br>Students<br>Entering<br>Junior<br>Middle<br>Schools<br>(10 000<br>persons) | 升 学 率<br>(%)<br>Percentage<br>of Graduates<br>of Primary<br>Schools<br>Entering<br>Junior<br>Middle<br>Schools | 学 龄 儿 童 数<br>(万人)<br>School-Age<br>Children<br>(10 000<br>persons) | 已 入 学 学<br>龄 儿 童 数<br>(万人)<br>School Age<br>Children<br>Enrolled<br>in Schools<br>(10 000<br>persons) | 入 学 率<br>(%)<br>Enrollment<br>Rate<br>(%) |
| 1952        | 18.5  | 31.2  | 168.6  | 149.0   | 143.0   | 96.0   | 6 642.4  | 3 268.1   | 49.2                                      |
| 1957        | 111.2   | 44.2  | 39.7   | 498.0   | 219.9   | 44.2   | 8 077.7  | 4 986.6   | 61.7                                      |
| 1962        | 158.4   | 47.5  | 30.0   | 559.0   | 253.3   | 45.3   | 10 836.0   | 6 082.0   | 56.1                                      |
| 1965        | 173.8   | 121.6   | 70.0   | 667.6   | 550.7   | 82.5   | 11 603.2   | 9 829.1   | 84.7                                      |
| 1970        | 618.9   | 239.0   | 38.6   | 1 652.5   | 1 176.3   | 71.2   | 12 261.9   | 11 868.5  | 96.8                                      |
| 1975        | 1 047.7   | 633.1   | 60.4   | 1 999.4   | 1 810.5   | 90.6   | 12 131.3   | 11 585.4  | 95.5                                      |
| 1978        | 1 692.6   | 692.9   | 40.9   | 2 287.9   | 2 006.0   | 87.7   |  |   |   |
| 1980        | 964.7   | 442.8   | 45.9   | 2 053.3   | 1 557.6   | 75.9   | 12 219.6   | 11 478.2  | 93.9                                      |
| 1983        | 960.3   | 340.5   | 35.5   | 1 980.7   | 1 333.8   | 67.3   | 11 251.2   | 10 577.8  | 94.0                                      |
| 1984        | 950.4   | 364.5   | 38.4   | 1 995.0   | 1 321.1   | 66.2   | 10 669.0   | 10 169.8  | 95.3                                      |
| 1985        | 998.3   | 416.2   | 41.7   | 1 999.9   | 1 367.0   | 68.4   | 10 362.3   | 9 942.8   | 96.0                                      |
| 1986        | 1 057.0   | 429.2   | 40.6   | 2 016.1   | 1 402.0   | 69.5   | 10 067.5   | 9 702.1   | 96.4                                      |
| 1987        | 1 117.3   | 437.0   | 39.1   | 2 043.0   | 1 410.9   | 69.1   | 9 750.9  | 9 477.2   | 97.2                                      |
| 1988        | 1 157.2   | 439.6   | 38.0   | 1 930.3   | 1 359.0   | 70.4   | 9 623.9  | 9 351.4   | 97.2                                      |
| 1989        | 1 134.3   | 434.6   | 38.3   | 1 857.1   | 1 328.4   | 71.5   | 9 699.1  | 9 450.7   | 97.4                                      |
| 1990        | 1 109.1   | 450.4   | 40.6   | 1 863.1   | 1 389.2   | 74.6   | 9 740.7  | 9 529.7   | 97.8                                      |
| 1991        | 1 085.5   | 462.9   | 42.6   | 1 896.7   | 1 435.1   | 75.7   | 9 806.6  | 9 594.8   | 97.8                                      |
| 1992        | 1 102.3   | 478.1   | 43.4   | 1 872.4   | 1 491.7   | 79.7   | 11 156.2   | 10 845.5  | 97.2                                      |
| 1993        | 1 134.2   | 500.5   | 44.1   | 1 841.5   | 1 505.6   | 81.8   | 11 432.0   | 11 170.9  | 97.7                                      |

注:1952年的初中升学率高于100%,是因为当年毕业的初中学生数少于当年高级中等学校的招生人数。

a) Figure for percentage of graduates of junior middle schools entering senior middle schools in 1952 was higher than 100% due to the students graduated from junior middle schools were less than the students enrolled in senior middle schools.

18-22 平均每万人口在校学生数和大中小学学生构成  
STUDENT ENROLLMENT PER 10 000 POPULATION AND COMPOSITION  
OF STUDENTS ENROLLED

| 年 份<br>Year | 各级学校在校<br>学生数占全<br>国人口%<br>Students as<br>Percentage<br>of Total<br>Population | 平 均 每 万 人 口 中<br>Number of Students Per 10 000 Population |   |   | 大 中 小 学 学 生 占 学 生 总 数 (%)<br>Students of Different Level as<br>Percentage of Total Students (%) |  |  |
|-------------|--|---|---|---|---|--|--|
|             |  | 大 学 生<br>(人)<br>University<br>and College<br>Students     | 中 学 生<br>(人)<br>Secondary<br>School<br>Students | 小 学 生<br>(人)<br>Primary<br>School<br>Students | 大 学 生<br>University<br>and College<br>Students  | 中 学 生<br>Secondary<br>School<br>Students | 小 学 生<br>Primary<br>School<br>Students |
| 1952        | 9.47   | 3.3   | 55  | 889   | 0.4   | 5.8                                      | 93.9                                   |
| 1957        | 11.11  | 6.8   | 110   | 994   | 0.6   | 9.9                                      | 89.5                                   |
| 1965        | 18.09  | 9.3   | 197   | 1 602   | 0.5   | 10.9                                     | 88.6                                   |
| 1978        | 22.18  | 8.9   | 690   | 1 519   | 0.4   | 31.1                                     | 68.5                                   |
| 1980        | 20.69  | 11.6  | 575   | 1 482   | 0.6   | 27.8                                     | 71.6                                   |
| 1983        | 17.80  | 11.7  | 450   | 1 318   | 0.7   | 25.3                                     | 74.1                                   |
| 1984        | 17.78  | 13.4  | 466   | 1 299   | 0.8   | 26.2                                     | 73.1                                   |
| 1985        | 17.60  | 16.1  | 481   | 1 263   | 0.9   | 27.3                                     | 71.8                                   |
| 1986        | 17.39  | 17.5  | 495   | 1 226   | 1.0   | 28.5                                     | 70.5                                   |
| 1987        | 16.87  | 17.9  | 494   | 1 174   | 1.1   | 29.3                                     | 69.6                                   |
| 1988        | 16.20  | 18.6  | 473   | 1 129   | 1.1   | 29.2                                     | 69.7                                   |
| 1989        | 15.65  | 18.5  | 448   | 1 098   | 1.2   | 28.7                                     | 70.2                                   |
| 1990        | 15.35  | 18.0  | 447   | 1 071   | 1.2   | 29.1                                     | 69.7                                   |
| 1991        | 15.19  | 17.6  | 451   | 1 050   | 1.2   | 29.7                                     | 69.1                                   |
| 1992        | 15.17  | 18.6  | 457   | 1 041   | 1.2   | 30.1                                     | 68.7                                   |
| 1993        | 15.24  | 21.4  | 454   | 1 048   | 1.4   | 29.8                                     | 68.8                                   |

18-23 各级学校教师负担学生数  
STUDENT-TEACHER RATIO BY LEVEL OF SCHOOL

| 年 份<br>Year | 高 等 学 校<br>Institutions of Higher Education                   |  | 中 等 学 校<br>Secondary Schools                                  |   | 小 学<br>Primary Schools  |   |
|-------------|---|--|---|---|---|---|
|             | 教 师 数<br>(万人)<br>Number of<br>Teachers<br>(10 000<br>persons) | 平 均 每 个 教 师<br>负 担 学 生 数<br>(人)<br>Student<br>Teacher<br>Ratio | 教 师 数<br>(万人)<br>Number of<br>Teachers<br>(10 000<br>persons) | 平 均 每 个 教 师<br>负 担 学 生 数<br>(人)<br>Student-<br>Teacher<br>Ratio | 教 师 数<br>(万人)<br>Number of<br>Teachers<br>(10 000<br>persons) | 平 均 每 个 教 师<br>负 担 学 生 数<br>(人)<br>Student-<br>Teacher<br>Ratio |
| 1952        | 2.7   | 7.1  | 13.0  | 24.2  | 143.5   | 35.6  |
| 1957        | 7.0   | 6.3  | 29.4  | 24.1  | 188.4   | 34.1  |
| 1965        | 13.8  | 4.9  | 70.9  | 20.2  | 385.7   | 30.1  |
| 1978        | 20.6  | 4.2  | 328.1   | 20.2  | 522.6   | 28.0  |
| 1980        | 24.7  | 4.6  | 317.1   | 17.9  | 549.9   | 26.6  |
| 1983        | 30.3  | 4.0  | 282.6   | 16.4  | 542.5   | 25.0  |
| 1984        | 31.5  | 4.4  | 282.2   | 17.2  | 537.0   | 25.2  |
| 1985        | 34.4  | 5.0  | 296.7   | 17.2  | 537.7   | 24.9  |
| 1986        | 37.2  | 5.1  | 311.5   | 17.1  | 541.4   | 24.3  |
| 1987        | 38.5  | 5.1  | 326.6   | 16.5  | 543.4   | 23.6  |
| 1988        | 39.3  | 5.3  | 338.9   | 15.5  | 550.1   | 22.8  |
| 1989        | 39.7  | 5.2  | 342.3   | 14.8  | 554.4   | 22.3  |
| 1990        | 39.5  | 5.2  | 349.2   | 14.6  | 558.2   | 21.9  |
| 1991        | 39.1  | 5.2  | 355.7   | 14.7  | 553.2   | 22.0  |
| 1992        | 38.8  | 5.6  | 362.4   | 14.8  | 552.7   | 22.1  |
| 1993        | 38.8  | 6.5  | 366.8   | 14.7  | 555.2   | 22.4  |

18-24 各级学校女学生和女教师数  
FEMALE STUDENTS AND TEACHERS BY LEVEL OF SCHOOL

单位: 万人

(10 000 persons)

| 项 目  | 1978    | 1980    | 1985    | 1990    | 1992    | 1993    |
|--|---------|---------|---------|---------|---------|---------|
| <b>女学生数</b> Number of Female Students                                      | 9 336.0 | 8 778.3 | 8 086.5 | 7 880.8 | 8 085.0 | 8 275.9 |
| 高等学校 Institutions of Higher Education                                      | 20.7    | 26.8    | 51.1    | 69.5    | 73.6    | 85.2    |
| 中等专业学校 Specialized Secondary Schools                                       | 29.4    | 39.2    | 60.7    | 102.0   | 111.1   | 133.7   |
| 普通中学 Regular Secondary Schools   | 2 715.5 | 2 180.1 | 1 893.1 | 1 920.1 | 2 056.5 | 2 071.7 |
| 农业、职业中学 Agricultural and Vocational Middle Schools                         |         | 14.8    | 95.4    | 133.7   | 158.2   | 169.4   |
| 小学 Primary Schools   | 6 570.4 | 6 517.4 | 5 986.2 | 5 655.5 | 5 685.6 | 5 815.9 |
| <b>女学生占学生总数%</b> Percentage of Female Students to Total Number of Students | 43.7    | 43.0    | 43.4    | 44.9    | 45.5    | 45.8    |
| 高等学校 Institutions of Higher Education                                      | 24.2    | 23.4    | 30.0    | 33.7    | 33.7    | 33.6    |
| 中等专业学校 Specialized Secondary Schools                                       | 33.1    | 31.5    | 38.6    | 45.4    | 46.1    | 47.4    |
| 普通中学 Regular Secondary Schools   | 41.5    | 39.6    | 40.2    | 41.9    | 43.1    | 43.7    |
| 农业、职业中学 Agricultural and Vocational Middle Schools                         |         | 32.6    | 41.6    | 45.3    | 46.1    | 46.7    |
| 小学 Primary Schools   | 44.9    | 44.6    | 44.8    | 46.2    | 46.6    | 46.8    |
| <b>女教师数</b> Number of Female Teachers                                      | 283.1   | 288.9   | 305.6   | 364.0   | 379.6   | 389.2   |
| 高等学校 Institutions of Higher Education                                      | 5.2     | 6.3     | 9.2     | 11.5    | 11.6    | 12.0    |
| 中等专业学校 Specialized Secondary Schools                                       | 2.7     | 3.4     | 5.7     | 8.9     | 9.3     | 9.7     |
| 普通中学 Regular Secondary Schools   | 77.5    | 75.0    | 74.4    | 95.6    | 104.5   | 107.8   |
| 农业、职业中学 Agricultural and Vocational Middle Schools                         |         | 0.3     | 3.5     | 10.7    | 8.3     | 9.0     |
| 小学 Primary Schools   | 197.7   | 203.9   | 212.8   | 240.9   | 245.9   | 250.7   |
| <b>女教师占教师总数%</b> Percentage of Female Teachers to Total Number of Teachers | 32.5    | 32.4    | 35.2    | 38.4    | 39.8    | 40.5    |
| 高等学校 Institutions of Higher Education                                      | 25.2    | 25.5    | 26.7    | 29.1    | 29.9    | 30.9    |
| 中等专业学校 Specialized Secondary Schools                                       | 27.3    | 26.6    | 32.8    | 38.0    | 39.6    | 40.6    |
| 普通中学 Regular Secondary Schools   | 24.4    | 24.8    | 28.1    | 31.5    | 33.3    | 34.0    |
| 农业、职业中学 Agricultural and Vocational Middle Schools                         |         | 13.0    | 24.8    | 31.5    | 33.5    | 34.4    |
| 小学 Primary Schools   | 37.8    | 37.1    | 39.6    | 43.2    | 44.5    | 45.2    |

18-25 各级各类成人学校基本情况

| 项 目<br>Item   | 1992                  |  |  |   |
|---|-----------------------|--|--|---|
|   | 学校数<br>(所)<br>Schools | 毕业生数<br>(万人)<br>Graduates<br>(10 000<br>persons) | 招生数<br>(万人)<br>New<br>Student<br>Enrollment<br>(10 000<br>persons) | 在校学生数<br>(万人)<br>Student<br>Enrollment<br>(10 000<br>persons) |
| <b>总 计</b><br><b>Total</b>  | <b>453 195</b>        | <b>5 862.85</b>                                  | <b>5 454.1</b>   | <b>4 911.21</b>   |
| <b>成人高等学校</b><br><b>Adult Education Schools</b>   | <b>1 198</b>          | <b>51.78</b>                                     | <b>59.17</b>   | <b>147.87</b>   |
| 广播电视大学<br>Radio and TV Universities   | 44                    | 12.22  | 14.58  | 27.81   |
| 职工、农民高等学院<br>Schools of Higher Education for Staff,<br>Workers and Peasants   | 731                   | 6.35   | 8.48   | 23.04   |
| 管理干部学院<br>Colleges for Management Cadres  | 168                   | 2.39   | 3.00   | 5.68  |
| 教育学院<br>Pedagogical Colleges  | 251                   | 7.65   | 7.65   | 17.92   |
| 独立函授学院<br>Independent Correspondence Colleges   | 4                     | 0.48   | 0.52   | 1.25  |
| 普通高等学院办函授部<br>Correspondence Department or Evening Univer-<br>或夜大学、干部专修科<br>sities Run by Institution of Higher Education |                       | 22.68  | 24.94  | 66.43   |
| <b>成人中等学校</b><br><b>Secondary Schools for Adults</b>  | <b>294 959</b>        | <b>5 055.72</b>                                  | <b>4 667.15</b>  | <b>3 934.45</b>   |
| 中等专业学校<br>Specialized Secondary Schools for Adults  | 4 776                 | 48.66  | 71.31  | 174.43  |
| 广播电视中等<br>专业学校<br>Radio and TV Specialized Secondary Schools  | 108                   | 8.92   | 16.42  | 45.43   |
| 干部中等专业学校<br>Specialized Secondary Schools for Cadres  | 338                   | 2.18   | 3.54   | 7.60  |
| 职工中等专业学校<br>for Staff and Workers   | 1 853                 | 12.31  | 19.46  | 45.86   |
| 农民中等专业学校<br>for Peasants  | 386                   | 4.13   | 6.47   | 13.81   |
| 函授中等专业学校<br>Specialized Correspondence Secondary Schools  | 58                    | 5.98   | 7.73   | 18.22   |
| 教师进修学校<br>Teacher Training Schools  | 2 033                 | 14.94  | 17.70  | 43.51   |
| 成人中学<br>Middle Schools for Adults   | 6 071                 | 48.55  | 54.00  | 68.82   |
| 职工中学<br>Middle Schools for Staff and Workers  | 2 954                 | 23.28  | 30.83  | 36.48   |
| 农民中学<br>Middle Schools for Peasants   | 3 117                 | 25.27  | 23.16  | 32.34   |
| 成人技术培训学校<br>Technical Training Schools for Adults   | 284 112               | 4 958.51   | 4 541.84   | 3 691.20  |
| 职工技术培训学校<br>Technical Training Schools for Staff and workers  | 12 659                | 498.41   | 585.31   | 346.69  |
| 农民技术培训学校<br>Technical Training Schools for Peasants   | 271 453               | 4 460.10   | 3 956.53   | 3 344.51  |
| <b>成人初等学校</b><br><b>Primary Schools for Adults</b>  | <b>157 038</b>        | <b>755.35</b>                                    | <b>727.78</b>  | <b>828.89</b>   |
| 职工初等学校<br>Primary Schools for Staff and Worker  | 1 385                 | 13.92  | 12.48  | 12.83   |
| 农民初等学校<br>Primary Schools for Peasants  | 155 653               | 741.43   | 715.30   | 816.06  |
| #扫盲班<br>Literacy Courses  | 111 399               | 523.31   | 484.38   | 552.71  |

## STUDENT ENROLLMENT IN ADULT SCHOOLS BY LEVEL AND TYPE

|  |  |   | 1993                  |  |  |   |  |  |   |
|--|--|---|-----------------------|--|--|---|--|--|---|
| 教职工数<br>(万人)<br>Staff<br>and<br>Workers<br>(10 000<br>persons) | #专 任<br>教 师<br>Full-<br>time<br>Teachers | 兼任教师<br>(人)<br>Part-<br>time<br>Teachers<br>(persons) | 学校数<br>(所)<br>Schools | 毕业生数<br>(万人)<br>Graduates<br>(10 000<br>persons) | 招生数<br>(万人)<br>New<br>Student<br>Enrollment<br>(10 000<br>persons) | 在校学生数<br>(万人)<br>Student<br>Enrollment<br>(10 000<br>persons) | 教职工数<br>(万人)<br>Staff<br>and<br>Workers<br>(10 000<br>persons) | #专 任<br>教 师<br>Full-<br>time<br>Teachers | 兼任教师<br>(人)<br>Part-<br>time<br>Teachers<br>(persons) |
|  |  |   |                       |  |  |   |  |  |   |
| 89.37  | 38.15                                    | 1 317 055   | 469 575               | 6 631.74   | 5 975.49   | 5 421.89  | 89.37  | 36.50                                    | 1 293 921   |
| 20.59  | 8.89                                     | 22 792  | 1 183                 | 44.12  | 86.27  | 186.29  | 20.47  | 8.95                                     | 24 090  |
| 3.86   | 1.56                                     | 12 335  | 45                    | 10.16  | 21.33  | 43.79   | 4.11   | 1.72                                     | 12 763  |
| 8.10   | 3.62                                     | 8 584   | 719                   | 5.93   | 11.27  | 27.55   | 8.00   | 3.59                                     | 8 922   |
| 3.88   | 1.38                                     | 969   | 166                   | 2.27   | 5.96   | 9.31  | 3.70   | 1.36                                     | 1 041   |
| 4.66   | 2.28                                     | 746   | 249                   | 6.46   | 9.55   | 21.69   | 4.59   | 2.24                                     | 1 042   |
| 0.09   | 0.05                                     | 158   | 4                     | 0.36   | 0.40   | 1.21  | 0.07   | 0.04                                     | 322   |
|  |  |   |                       | 18.94  | 37.76  | 82.74   |  |  |   |
| 54.77  | 24.72                                    | 778 844   | 308 957               | 5 813.62   | 5 152.11   | 4 447.91  | 56.06  | 23.50                                    | 808 580   |
| 20.49  | 10.54                                    | 41 694  | 4 783                 | 54.03  | 85.67  | 206.76  | 20.29  | 10.39                                    | 41 873  |
| 1.34   | 0.61                                     | 14 872  | 124                   | 10.42  | 21.50  | 56.23   | 1.61   | 0.74                                     | 14 998  |
| 1.43   | 0.67                                     | 1 429   | 243                   | 1.86   | 4.62   | 8.85  | 1.11   | 0.50                                     | 1 467   |
| 7.87   | 3.80                                     | 13 480  | 1 880                 | 13.08  | 25.33  | 56.01   | 7.41   | 3.67                                     | 14 397  |
| 1.49   | 0.87                                     | 1 716   | 369                   | 4.06   | 6.70   | 14.41   | 1.43   | 0.82                                     | 2 005   |
| 0.84   | 0.37                                     | 7 300   | 67                    | 6.02   | 7.61   | 21.80   | 1.05   | 0.36                                     | 6 631   |
| 7.52   | 4.22                                     | 2 897   | 2 100                 | 18.59  | 19.91  | 49.46   | 7.68   | 4.30                                     | 2 375   |
| 3.91   | 2.19                                     | 34 717  | 5 879                 | 52.79  | 60.30  | 68.64   | 3.72   | 2.04                                     | 38 577  |
| 2.70   | 1.43                                     | 21 015  | 2 371                 | 31.20  | 31.07  | 34.71   | 2.48   | 1.34                                     | 20 722  |
| 1.21   | 0.76                                     | 13 702  | 3 508                 | 21.59  | 29.23  | 33.93   | 1.24   | 0.70                                     | 17 855  |
| 30.37  | 11.99                                    | 702 433   | 298 295               | 5 706.80   | 5 006.14   | 4 172.51  | 32.05  | 11.07                                    | 728 130   |
| 8.15   | 4.11                                     | 92 871  | 9 774                 | 425.34   | 492.53   | 303.98  | 5.93   | 2.61                                     | 87 912  |
| 22.22  | 7.88                                     | 609 562   | 288 521               | 5 281.46   | 4 513.61   | 3 868.53  | 26.12  | 8.46                                     | 640 218   |
| 14.01  | 4.54                                     | 515 419   | 159 435               | 774.00   | 737.11   | 787.69  | 12.84  | 4.05                                     | 461 251   |
| 0.28   | 0.18                                     | 4 454   | 1 959                 | 13.72  | 15.03  | 15.88   | 0.26   | 0.13                                     | 9 349   |
| 13.73  | 4.36                                     | 510 965   | 157 476               | 760.28   | 722.08   | 771.81  | 12.58  | 3.92                                     | 451 902   |
| 9.65   | 2.79                                     | 406 738   | 106 439               | 548.17   | 462.92   | 507.42  | 9.19   | 2.60                                     | 349 602   |



18-26 各地区高等学校分类别学校数 (1993年)  
INSTITUTES OF HIGHER EDUCATION BY REGION AND TYPE (1993)

单位: 所

| 地区 Region          | 合计 Total | 综合大学 Comprehensive Universities | 理工院校 Science and Engineering | 农业院校 Agriculture | 林业院校 Forestry | 医药院校 Medicine |
|--------------------|----------|---------------------------------|------------------------------|------------------|---------------|---------------|
| 全国 National        | 1 065    | 62                              | 292                          | 59               | 11            | 126           |
| 北京 Beijing         | 68       | 3                               | 22                           | 2                | 1             | 6             |
| 天津 Tianjin         | 22       | 1                               | 6                            | 1                |               | 3             |
| 河北 Hebei           | 51       | 1                               | 17                           | 3                | 1             | 7             |
| 山西 Shanxi          | 26       | 2                               | 5                            | 1                |               | 4             |
| 内蒙古 Inner Mongolia | 19       | 1                               | 2                            | 2                | 1             | 3             |
| 辽宁 Liaoning        | 61       | 3                               | 21                           | 3                |               | 6             |
| 吉林 Jilin           | 42       | 3                               | 14                           | 3                | 1             | 4             |
| 黑龙江 Heilongjiang   | 42       | 1                               | 14                           | 2                | 1             | 5             |
| 上海 Shanghai        | 50       | 2                               | 23                           | 2                |               | 5             |
| 江苏 Jiangsu         | 67       | 4                               | 24                           | 2                | 1             | 8             |
| 浙江 Zhejiang        | 36       | 2                               | 6                            | 2                | 1             | 4             |
| 安徽 Anhui           | 35       | 1                               | 8                            | 1                |               | 4             |
| 福建 Fujian          | 33       | 1                               | 5                            | 2                | 1             | 2             |
| 江西 Jiangxi         | 30       | 5                               | 6                            | 2                |               | 6             |
| 山东 Shandong        | 51       | 3                               | 14                           | 2                |               | 9             |
| 河南 Henan           | 48       | 1                               | 13                           | 4                |               | 5             |
| 湖北 Hubei           | 57       | 2                               | 18                           | 2                |               | 7             |
| 湖南 Hunan           | 45       | 2                               | 16                           | 1                | 1             | 4             |
| 广东 Guangdong       | 43       | 10                              | 8                            | 5                |               | 5             |
| 广西 Guangxi         | 24       | 1                               | 3                            | 1                |               | 4             |
| 海南 Hainan          | 5        | 2                               |                              | 1                |               | 1             |
| 四川 Sichuan         | 61       | 2                               | 19                           | 5                | 5             | 17            |
| 贵州 Guizhou         | 23       | 1                               | 1                            | 1                | 4             | 10            |
| 云南 Yunnan          | 26       | 1                               | 3                            | 1                | 1             | 3             |
| 西藏 Tibet           | 4        | 1                               | 1                            | 1                | 1             |               |
| 陕西 Shaanxi         | 45       | 2                               | 17                           | 1                | 1             | 3             |
| 甘肃 Gansu           | 17       | 1                               | 3                            | 1                | 2             | 6             |
| 青海 Qinghai         | 7        | 1                               | 1                            | 1                | 3             | 1             |
| 宁夏 Ningxia         | 6        | 1                               | 1                            | 1                | 1             | 2             |
| 新疆 Xinjiang        | 21       | 1                               | 3                            | 3                | 4             | 6             |

续表 1 continued

单位: 所

| 地区 Region          | 师范院校<br>Teacher<br>Training | 语言院校<br>Linguistics<br>and Literacy | 财经院校<br>Economics<br>and Finance | 政法院校<br>Politics<br>and Law | 体育院校<br>Physical<br>Culture | 艺术院校<br>Art<br>Institutes | 其他院校<br>Other |
|--------------------|-----------------------------|-------------------------------------|----------------------------------|-----------------------------|-----------------------------|---------------------------|---------------|
| 全国 National        | 251                         | 15                                  | 82                               | 27                          | 15                          | 31                        | 94            |
| 北京 Beijing         | 3                           | 7                                   | 7                                | 5                           | 1                           | 8                         | 3             |
| 天津 Tianjin         | 3                           | 1                                   | 3                                |                             | 1                           | 2                         | 1             |
| 河北 Hebei           | 13                          |                                     | 3                                | 1                           | 1                           |                           | 4             |
| 山西 Shanxi          | 9                           |                                     | 3                                | 1                           |                             | 1                         |               |
| 内蒙古 Inner Mongolia | 6                           |                                     | 1                                |                             |                             | 3                         |               |
| 辽宁 Liaoning        | 14                          | 1                                   | 4                                | 2                           | 1                           | 2                         | 4             |
| 吉林 Jilin           | 8                           |                                     | 4                                | 1                           | 1                           | 1                         | 2             |
| 黑龙江 Heilongjiang   | 10                          |                                     | 4                                | 1                           | 4                           |                           |               |
| 上海 Shanghai        | 5                           | 1                                   | 6                                | 3                           | 1                           | 2                         |               |
| 江苏 Jiangsu         | 9                           |                                     | 4                                | 1                           | 1                           | 1                         | 12            |
| 浙江 Zhejiang        | 10                          | 1                                   | 3                                | 1                           | 1                           | 5                         |               |
| 安徽 Anhui           | 13                          |                                     | 4                                | 4                           |                             |                           |               |
| 福建 Fujian          | 9                           | 1                                   | 2                                | 1                           | 1                           | 8                         |               |
| 江西 Jiangxi         | 8                           |                                     | 1                                | 1                           | 1                           |                           |               |
| 山东 Shandong        | 15                          |                                     | 3                                | 1                           | 1                           | 2                         | 1             |
| 河南 Henan           | 14                          |                                     | 4                                | 1                           |                             |                           | 6             |
| 湖北 Hubei           | 9                           |                                     | 3                                | 2                           | 1                           | 2                         | 11            |
| 湖南 Hunan           | 13                          |                                     | 4                                | 1                           |                             |                           | 3             |
| 广东 Guangdong       | 6                           | 1                                   | 3                                |                             | 1                           | 2                         | 2             |
| 广西 Guangxi         | 8                           |                                     | 2                                |                             | 1                           | 1                         | 3             |
| 海南 Hainan          | 1                           |                                     |                                  |                             |                             |                           |               |
| 四川 Sichuan         | 1                           | 4                                   | 1                                | 1                           | 2                           | 4                         |               |
| 贵州 Guizhou         | 2                           | 1                                   | 3                                |                             |                             |                           |               |
| 云南 Yunnan          | 11                          | 1                                   | 2                                | 1                           | 2                           |                           |               |
| 西藏 Tibet           |                             |                                     |                                  |                             |                             |                           |               |
| 陕西 Shaanxi         | 10                          | 1                                   | 4                                | 1                           | 1                           | 2                         | 2             |
| 甘肃 Gansu           | 1                           | 1                                   | 2                                |                             |                             |                           |               |
| 青海 Qinghai         |                             |                                     |                                  |                             |                             |                           |               |
| 宁夏 Ningxia         |                             |                                     |                                  |                             |                             |                           |               |
| 新疆 Xinjiang        | 2                           | 1                                   | 1                                |                             |                             |                           |               |

## 18-27 各地区高等学校教职工数 (1993年)

## STAFF AND WORKERS IN INSTITUTIONS OF HIGHER EDUCATION BY REGION (1993)

单位: 人

(persons)

| 地 区 Region           | 教职工总数<br>Total | 校本部<br>教职工<br>Number of<br>Staff and<br>Workers | 专任教师<br>Full-time<br>Teachers | 教辅人员<br>Auxiliary<br>Teaching<br>Staff | 行政人员<br>Administra-<br>tive<br>Personnel | 工勤人员<br>Logistics<br>Personnel |
|----------------------|----------------|---|-------------------------------|--|--|--------------------------------|
| 全 国 National         | 1 021 338      | 833 046   | 387 808                       | 123 009                                | 172 406                                  | 149 823                        |
| 北 京 Beijing          | 96 666         | 77 880  | 34 063                        | 13 124                                 | 15 619                                   | 15 074                         |
| 天 津 Tianjin          | 27 678         | 21 907  | 10 160                        | 3 308                                  | 4 542                                    | 3 897                          |
| 河 北 Hebei            | 38 876         | 31 929  | 14 250                        | 4 062                                  | 7 113                                    | 6 504                          |
| 山 西 Shanxi           | 21 849         | 19 164  | 8 839                         | 2 186                                  | 3 965                                    | 4 174                          |
| 内 蒙 古 Inner Mongolia | 14 502         | 12 786  | 6 324                         | 2 042                                  | 2 308                                    | 2 112                          |
| 辽 宁 Liaoning         | 59 138         | 49 744  | 23 575                        | 7 255                                  | 11 235                                   | 7 679                          |
| 吉 林 Jilin            | 38 701         | 31 322  | 14 864                        | 4 523                                  | 6 371                                    | 5 564                          |
| 黑 龙 江 Heilongjiang   | 42 280         | 33 442  | 15 604                        | 4 810                                  | 6 785                                    | 6 243                          |
| 上 海 Shanghai         | 68 304         | 51 145  | 22 841                        | 8 541                                  | 10 069                                   | 9 694                          |
| 江 苏 Jiangsu          | 71 014         | 57 039  | 26 957                        | 8 792                                  | 11 518                                   | 9 772                          |
| 浙 江 Zhejiang         | 27 898         | 23 185  | 11 148                        | 3 486                                  | 4 518                                    | 4 033                          |
| 安 徽 Anhui            | 27 264         | 23 266  | 11 395                        | 3 100                                  | 4 689                                    | 4 082                          |
| 福 建 Fujian           | 20 010         | 16 961  | 8 551                         | 2 434                                  | 3 617                                    | 2 359                          |
| 江 西 Jiangxi          | 25 408         | 18 688  | 8 980                         | 2 300                                  | 3 691                                    | 3 717                          |
| 山 东 Shandong         | 48 156         | 39 664  | 18 405                        | 5 906                                  | 8 901                                    | 6 452                          |
| 河 南 Henan            | 38 241         | 31 627  | 14 674                        | 4 475                                  | 6 898                                    | 5 580                          |
| 湖 北 Hubei            | 66 108         | 52 241  | 24 583                        | 8 204                                  | 10 841                                   | 8 613                          |
| 湖 南 Hunan            | 38 377         | 31 493  | 14 541                        | 4 617                                  | 6 173                                    | 6 162                          |
| 广 东 Guangdong        | 40 169         | 33 294  | 15 734                        | 5 471                                  | 7 119                                    | 4 970                          |
| 广 西 Guangxi          | 16 989         | 14 356  | 7 180                         | 1 919                                  | 2 953                                    | 2 304                          |
| 海 南 Hainan           | 3 197          | 2 708   | 1 201                         | 276                                    | 374                                      | 357                            |
| 四 川 Sichuan          | 67 182         | 55 143  | 24 930                        | 8 478                                  | 11 187                                   | 10 548                         |
| 贵 州 Guizhou          | 12 736         | 11 590  | 5 550                         | 1 350                                  | 2 687                                    | 2 003                          |
| 云 南 Yunnan           | 17 063         | 15 164  | 7 215                         | 2 164                                  | 3 267                                    | 2 518                          |
| 西 藏 Tibet            | 1 744          | 1 624   | 761                           | 157                                    | 385                                      | 321                            |
| 陕 西 Shaanxi          | 51 084         | 41 676  | 19 373                        | 5 742                                  | 8 110                                    | 8 451                          |
| 甘 肃 Gansu            | 15 759         | 12 854  | 5 882                         | 1 772                                  | 2 642                                    | 2 558                          |
| 青 海 Qinghai          | 2 998          | 2 809   | 1 468                         | 294                                    | 610                                      | 437                            |
| 宁 夏 Ningxia          | 3 624          | 3 203   | 1 602                         | 394                                    | 595                                      | 612                            |
| 新 疆 Xinjiang         | 18 323         | 15 142  | 7 158                         | 1 827                                  | 3 124                                    | 3 033                          |

## 18-28 各地区中等专业学校数 (1993年)

## SPECIALIZED SECONDARY SCHOOLS BY REGION AND TYPE (1993)

单位: 所

| 地区<br>Region            | 合计<br>Total | 中等技术学校              | 工 业 学 校     | 农 业 学 校     | 林 业 学 校  | 医 药 学 校  | 财 经 学 校               | 政 法 学 校          | 体 育 学 校          | 艺 术 学 校 | 其 他 学 校 | 中等师范学校<br>Secondary Teacher Training Schools |
|-------------------------|-------------|---------------------|-------------|-------------|----------|----------|-----------------------|------------------|------------------|---------|---------|--|
|                         |             | Technical Secondary | Engineering | Agriculture | Forestry | Medicine | Economics and Finance | Politics and Law | Physical Culture | Art     | Other   |  |
| 全 国<br>National         | 3 964       | 3 046               | 941         | 376         | 52       | 556      | 568                   | 141              | 162              | 146     | 104     | 918  |
| 北 京<br>Beijing          | 118         | 98                  | 33          | 1           | 1        | 36       | 8                     | 4                | 8                | 6       | 1       | 20   |
| 天 津<br>Tianjin          | 71          | 60                  | 25          | 3           | 1        | 8        | 9                     | 3                | 5                | 4       | 2       | 11   |
| 河 北<br>Hebei            | 220         | 136                 | 34          | 23          | 1        | 20       | 30                    | 9                | 6                | 6       | 7       | 84   |
| 山 西<br>Shanxi           | 125         | 101                 | 26          | 16          | 1        | 15       | 21                    | 4                | 6                | 10      | 2       | 24   |
| 内 蒙 古<br>Inner Mongolia | 101         | 80                  | 26          | 11          | 2        | 16       | 14                    | 5                | 1                | 3       | 2       | 21   |
| 辽 宁<br>Liaoning         | 166         | 136                 | 48          | 12          | 1        | 22       | 20                    | 7                | 14               | 8       | 4       | 30   |
| 吉 林<br>Jilin            | 119         | 96                  | 25          | 9           | 3        | 13       | 16                    | 5                | 5                | 2       | 18      | 23   |
| 黑 龙 江<br>Heilongjiang   | 110         | 80                  | 24          | 11          | 5        | 16       | 14                    | 5                | 3                | 1       | 1       | 30   |
| 上 海<br>Shanghai         | 101         | 90                  | 39          | 3           | 1        | 24       | 10                    | 3                | 3                | 6       | 1       | 11   |
| 江 苏<br>Jiangsu          | 207         | 172                 | 71          | 10          | 1        | 23       | 33                    | 6                | 12               | 12      | 4       | 35   |
| 浙 江<br>Zhejiang         | 144         | 115                 | 36          | 11          | 2        | 19       | 23                    | 8                | 4                | 5       | 7       | 29   |
| 安 徽<br>Anhui            | 143         | 98                  | 33          | 13          | 2        | 20       | 21                    | 3                | 2                | 3       | 1       | 45   |
| 福 建<br>Fujian           | 107         | 82                  | 26          | 12          | 2        | 14       | 16                    | 4                | 3                | 4       | 1       | 25   |
| 江 西<br>Jiangxi          | 101         | 74                  | 23          | 13          | 2        | 13       | 12                    | 5                | 3                | 2       | 1       | 27   |
| 山 东<br>Shandong         | 241         | 181                 | 62          | 14          | 1        | 29       | 37                    | 8                | 17               | 10      | 3       | 60   |
| 河 南<br>Henan            | 178         | 133                 | 31          | 14          | 3        | 23       | 32                    | 7                | 8                | 12      | 3       | 45   |
| 湖 北<br>Hubei            | 234         | 197                 | 66          | 23          | 5        | 37       | 31                    | 9                | 8                | 12      | 6       | 37   |
| 湖 南<br>Hunan            | 140         | 108                 | 33          | 22          | 1        | 16       | 22                    | 3                | 3                | 4       | 4       | 32   |
| 广 东<br>Guangdong        | 227         | 182                 | 55          | 14          | 2        | 36       | 35                    | 10               | 13               | 11      | 6       | 45   |
| 广 西<br>Guangxi          | 122         | 97                  | 27          | 18          | 3        | 22       | 18                    | 4                | 1                | 2       | 2       | 25   |
| 海 南<br>Hainan           | 28          | 20                  | 4           | 5           |          | 3        | 5                     | 1                | 1                | 1       |         | 8  |
| 四 川<br>Sichuan          | 291         | 183                 | 58          | 28          | 1        | 38       | 35                    | 5                | 4                | 6       | 8       | 108  |
| 贵 州<br>Guizhou          | 112         | 83                  | 21          | 15          | 2        | 14       | 20                    | 3                | 2                | 2       | 4       | 29   |
| 云 南<br>Yunnan           | 142         | 114                 | 26          | 22          | 2        | 18       | 29                    | 5                | 4                | 2       | 6       | 28   |
| 西 藏<br>Tibet            | 16          | 11                  | 1           | 1           |          | 4        | 1                     |                  | 1                | 2       | 1       | 5  |
| 陕 西<br>Shaanxi          | 112         | 90                  | 27          | 12          | 3        | 14       | 16                    | 5                | 7                | 4       | 2       | 22   |
| 甘 肃<br>Gansu            | 115         | 93                  | 31          | 13          | 2        | 14       | 14                    | 2                | 10               | 2       | 5       | 22   |
| 青 海<br>Qinghai          | 34          | 23                  | 7           | 2           |          | 7        | 3                     | 2                | 1                | 1       | 11      |  |
| 宁 夏<br>Ningxia          | 26          | 22                  | 5           | 3           | 1        | 3        | 5                     | 2                | 1                | 1       | 1       | 4  |
| 新 疆<br>Xinjiang         | 113         | 91                  | 18          | 22          | 1        | 19       | 18                    | 4                | 6                | 2       | 1       | 22   |

## 18-29 各地区中等专业学校教职工数 (1993年)

## STAFF AND WORKERS IN SPECIALIZED SECONDARY SCHOOLS BY REGION (1993)

单位: 人

(persons)

| 地区 Region          | 教职工总数 Total | 校本部<br>教职工<br>Number of<br>Staff and<br>Workers | 专任教师<br>Full-time<br>Teachers | 教辅人员<br>Auxiliary<br>Teaching<br>Staff | 行政人员<br>Administra-<br>tive<br>Personnel | 工勤人员<br>Logistics<br>Personnel |
|--------------------|-------------|---|-------------------------------|--|--|--------------------------------|
| 全国 National        | 511 292     | 469 925   | 239 326                       | 46 115                                 | 98 811                                   | 85 673                         |
| 北京 Beijing         | 14 945      | 13 668  | 6 315                         | 1 478                                  | 3 154                                    | 2 721                          |
| 天津 Tianjin         | 10 470      | 9 313   | 4 536                         | 921                                    | 2 138                                    | 1 718                          |
| 河北 Hebei           | 25 178      | 23 712  | 12 437                        | 2 259                                  | 4 714                                    | 4 302                          |
| 山西 Shanxi          | 17 681      | 16 785  | 8 700                         | 1 411                                  | 3 641                                    | 3 033                          |
| 内蒙古 Inner Mongolia | 15 552      | 14 582  | 7 296                         | 1 659                                  | 3 095                                    | 2 532                          |
| 辽宁 Liaoning        | 25 492      | 23 482  | 12 003                        | 2 360                                  | 4 998                                    | 4 121                          |
| 吉林 Jilin           | 17 621      | 15 735  | 8 047                         | 1 415                                  | 3 521                                    | 2 752                          |
| 黑龙江 Heilongjiang   | 18 008      | 16 105  | 7 346                         | 1 694                                  | 3 430                                    | 3 635                          |
| 上海 Shanghai        | 15 022      | 13 713  | 6 410                         | 1 668                                  | 2 695                                    | 2 940                          |
| 江苏 Jiangsu         | 25 328      | 23 022  | 11 940                        | 2 238                                  | 4 729                                    | 4 115                          |
| 浙江 Zhejiang        | 15 518      | 14 166  | 7 229                         | 1 432                                  | 3 038                                    | 2 467                          |
| 安徽 Anhui           | 15 851      | 14 500  | 7 663                         | 1 445                                  | 2 959                                    | 2 433                          |
| 福建 Fujian          | 11 966      | 11 314  | 6 310                         | 1 005                                  | 2 419                                    | 1 580                          |
| 江西 Jiangxi         | 13 849      | 12 289  | 6 496                         | 1 150                                  | 2 443                                    | 2 200                          |
| 山东 Shandong        | 34 354      | 31 864  | 16 769                        | 2 877                                  | 6 949                                    | 5 269                          |
| 河南 Henan           | 26 861      | 24 803  | 12 994                        | 2 225                                  | 5 349                                    | 4 235                          |
| 湖北 Hubei           | 30 172      | 27 242  | 15 030                        | 2 503                                  | 5 417                                    | 4 292                          |
| 湖南 Hunan           | 21 822      | 19 479  | 9 492                         | 2 173                                  | 4 141                                    | 3 673                          |
| 广东 Guangdong       | 21 342      | 20 317  | 10 655                        | 2 038                                  | 4 132                                    | 3 492                          |
| 广西 Guangxi         | 16 144      | 14 274  | 7 172                         | 1 442                                  | 2 957                                    | 2 703                          |
| 海南 Hainan          | 2 532       | 2 474   | 1 189                         | 193                                    | 495                                      | 597                            |
| 四川 Sichuan         | 37 671      | 34 027  | 16 727                        | 3 816                                  | 7 116                                    | 6 368                          |
| 贵州 Guizhou         | 11 883      | 11 310  | 5 826                         | 932                                    | 2 624                                    | 1 928                          |
| 云南 Yunnan          | 14 793      | 14 415  | 7 473                         | 1 307                                  | 2 797                                    | 2 838                          |
| 西藏 Tibet           | 1 348       | 1 276   | 685                           | 64                                     | 233                                      | 294                            |
| 陕西 Shaanxi         | 17 815      | 15 411  | 7 224                         | 1 650                                  | 3 528                                    | 3 009                          |
| 甘肃 Gansu           | 12 747      | 12 013  | 6 053                         | 1 096                                  | 2 346                                    | 2 518                          |
| 青海 Qinghai         | 2 941       | 2 907   | 1 574                         | 245                                    | 507                                      | 581                            |
| 宁夏 Ningxia         | 3 071       | 2 886   | 1 464                         | 278                                    | 530                                      | 614                            |
| 新疆 Xinjiang        | 13 315      | 12 841  | 6 271                         | 1 141                                  | 2 716                                    | 2 713                          |

甲乙甲乙

18-30 各地区高等学校和中等专业学校学生数 (1993年)  
 ENROLLMENT OF INSTITUTIONS OF HIGHER EDUCATION AND SPECIALIZED  
 SECONDARY SCHOOLS BY REGION (1993)

单位: 人

(persons)

| 地 区 Region           | 高 等 学 校<br>Institutions of Higher Education |                                    |                                    | 中 等 专 业 学 校<br>Specialized Secondary Schools |                                    |                                    |
|----------------------|---|------------------------------------|------------------------------------|--|------------------------------------|------------------------------------|
|                      | 毕 业 生 数<br>Graduates                        | 招 生 数<br>New Student<br>Enrollment | 在 校 学 生 数<br>Student<br>Enrollment | 毕 业 生 数<br>Graduates                         | 招 生 数<br>New Student<br>Enrollment | 在 校 学 生 数<br>Student<br>Enrollment |
| 全 国 National         | 570 715                                     | 923 952                            | 2 535 517                          | 735 509                                      | 1 148 923                          | 2 820 290                          |
| 北 京 Beijing          | 32 888                                      | 52 205                             | 158 906                            | 15 852                                       | 21 265                             | 61 773                             |
| 天 津 Tianjin          | 13 494                                      | 21 678                             | 60 247                             | 11 618                                       | 17 860                             | 45 183                             |
| 河 北 Hebei            | 22 130                                      | 41 789                             | 104 287                            | 35 564                                       | 60 578                             | 143 756                            |
| 山 西 Shanxi           | 14 463                                      | 20 563                             | 62 156                             | 27 520                                       | 34 720                             | 96 565                             |
| 内 蒙 古 Inner Mongolia | 8 578                                       | 13 807                             | 37 290                             | 16 148                                       | 20 139                             | 55 905                             |
| 辽 宁 Liaoning         | 33 615                                      | 55 071                             | 155 554                            | 30 449                                       | 44 226                             | 124 707                            |
| 吉 林 Jilin            | 19 959                                      | 30 637                             | 86 261                             | 22 797                                       | 34 300                             | 86 001                             |
| 黑 龙 江 Heilongjiang   | 21 490                                      | 33 044                             | 96 343                             | 22 160                                       | 34 367                             | 82 110                             |
| 上 海 Shanghai         | 31 584                                      | 43 643                             | 131 034                            | 17 314                                       | 30 722                             | 75 801                             |
| 江 苏 Jiangsu          | 40 174                                      | 68 502                             | 180 173                            | 41 770                                       | 84 150                             | 191 780                            |
| 浙 江 Zhejiang         | 15 971                                      | 27 716                             | 73 586                             | 22 807                                       | 35 940                             | 84 833                             |
| 安 徽 Anhui            | 17 963                                      | 32 307                             | 80 951                             | 26 124                                       | 44 627                             | 100 175                            |
| 福 建 Fujian           | 16 504                                      | 23 885                             | 64 065                             | 18 907                                       | 28 537                             | 74 715                             |
| 江 西 Jiangxi          | 15 443                                      | 26 301                             | 70 537                             | 21 984                                       | 32 832                             | 77 403                             |
| 山 东 Shandong         | 33 935                                      | 57 918                             | 151 758                            | 51 360                                       | 77 875                             | 185 062                            |
| 河 南 Henan            | 26 568                                      | 40 492                             | 104 367                            | 51 611                                       | 66 536                             | 163 939                            |
| 湖 北 Hubei            | 35 041                                      | 54 469                             | 156 023                            | 49 473                                       | 87 438                             | 204 051                            |
| 湖 南 Hunan            | 24 597                                      | 40 115                             | 111 036                            | 32 651                                       | 54 752                             | 128 908                            |
| 广 东 Guangdong        | 27 670                                      | 47 360                             | 116 757                            | 40 962                                       | 64 795                             | 154 454                            |
| 广 西 Guangxi          | 10 554                                      | 19 514                             | 50 951                             | 22 364                                       | 38 875                             | 91 611                             |
| 海 南 Hainan           | 1 742                                       | 3 413                              | 10 232                             | 4 179  | 6 780                              | 14 806                             |
| 四 川 Sichuan          | 40 503                                      | 66 091                             | 177 888                            | 51 013                                       | 86 620                             | 205 595                            |
| 贵 州 Guizhou          | 7 412                                       | 10 113                             | 29 305                             | 17 927                                       | 24 435                             | 63 540                             |
| 云 南 Yunnan           | 12 149                                      | 16 389                             | 49 559                             | 23 123                                       | 30 400                             | 84 655                             |
| 西 藏 Tibet            | 564   | 1 193                              | 2 813                              | 1 079  | 1 305                              | 4 954                              |
| 陕 西 Shaanxi          | 24 873                                      | 41 556                             | 117 307                            | 18 470                                       | 28 617                             | 75 647                             |
| 甘 肃 Gansu            | 9 395                                       | 15 391                             | 40 514                             | 16 269                                       | 20 067                             | 55 156                             |
| 青 海 Qinghai          | 1 540                                       | 2 180                              | 6 906                              | 3 414  | 4 347                              | 11 422                             |
| 宁 夏 Ningxia          | 2 212                                       | 3 378                              | 9 604                              | 3 930  | 5 246                              | 12 469                             |
| 新 疆 Xinjiang         | 7 704                                       | 13 232                             | 39 107                             | 16 760                                       | 26 572                             | 63 314                             |

## 18-31 各地区普通中学分城乡学校和在校学生数 (1993年)

## REGULAR SECONDARY SCHOOLS AND STUDENT ENROLLMENT

## BY URBAN AND RURAL AREAS AND REGION (1993)

| 地区 Region            | 学 校 数 (所) Regular Secondary Schools |                                     |              |                                     |                                 |                                     |              |                                     |
|----------------------|-------------------------------------|-------------------------------------|--------------|-------------------------------------|---------------------------------|-------------------------------------|--------------|-------------------------------------|
|                      | 合 计<br>Total                        | #高 中<br>Senior<br>Middle<br>Schools | 城 市<br>Urban | #高 中<br>Senior<br>Middle<br>Schools | 县 镇<br>Counties<br>and<br>Towns | #高 中<br>Senior<br>Middle<br>Schools | 农 村<br>Rural | #高 中<br>Senior<br>Middle<br>Schools |
| 全 国 National         | 82 795                              | 14 380                              | 12 177       | 4 793                               | 17 706                          | 5 983                               | 52 912       | 3 604                               |
| 北 京 Beijing          | 680                                 | 280                                 | 296          | 193                                 | 148                             | 56                                  | 236          | 31                                  |
| 天 津 Tianjin          | 666                                 | 169                                 | 270          | 88                                  | 95                              | 47                                  | 301          | 34                                  |
| 河 北 Hebei            | 5 260                               | 580                                 | 677          | 203                                 | 1 280                           | 309                                 | 3 303        | 68                                  |
| 山 西 Shanxi           | 3 540                               | 397                                 | 395          | 150                                 | 448                             | 140                                 | 2 697        | 107                                 |
| 内 蒙 古 Inner Mongolia | 1 918                               | 382                                 | 311          | 143                                 | 497                             | 212                                 | 1 110        | 27                                  |
| 辽 宁 Liaoning         | 2 433                               | 387                                 | 715          | 203                                 | 368                             | 133                                 | 1 350        | 51                                  |
| 吉 林 Jilin            | 1 888                               | 304                                 | 467          | 143                                 | 621                             | 157                                 | 800          | 4                                   |
| 黑 龙 江 Heilongjiang   | 2 703                               | 509                                 | 708          | 225                                 | 676                             | 216                                 | 1 319        | 68                                  |
| 上 海 Shanghai         | 742                                 | 246                                 | 405          | 143                                 | 101                             | 53                                  | 236          | 50                                  |
| 江 苏 Jiangsu          | 5 054                               | 968                                 | 648          | 199                                 | 1 481                           | 502                                 | 2 925        | 267                                 |
| 浙 江 Zhejiang         | 3 259                               | 500                                 | 306          | 125                                 | 2 074                           | 365                                 | 879          | 10                                  |
| 安 徽 Anhui            | 4 205                               | 618                                 | 437          | 181                                 | 433                             | 194                                 | 3 335        | 243                                 |
| 福 建 Fujian           | 1 590                               | 404                                 | 178          | 94                                  | 565                             | 226                                 | 847          | 84                                  |
| 江 西 Jiangxi          | 2 782                               | 547                                 | 340          | 153                                 | 614                             | 281                                 | 1 828        | 113                                 |
| 山 东 Shandong         | 5 640                               | 612                                 | 742          | 217                                 | 387                             | 116                                 | 4 511        | 279                                 |
| 河 南 Henan            | 6 644                               | 719                                 | 757          | 226                                 | 940                             | 252                                 | 4 947        | 241                                 |
| 湖 北 Hubei            | 4 176                               | 598                                 | 851          | 278                                 | 404                             | 137                                 | 2 921        | 183                                 |
| 湖 南 Hunan            | 5 036                               | 794                                 | 575          | 258                                 | 798                             | 282                                 | 3 663        | 254                                 |
| 广 东 Guangdong        | 3 766                               | 802                                 | 524          | 267                                 | 439                             | 215                                 | 2 803        | 320                                 |
| 广 西 Guangxi          | 2 874                               | 441                                 | 176          | 71                                  | 397                             | 185                                 | 2 301        | 185                                 |
| 海 南 Hainan           | 470                                 | 152                                 | 27           | 12                                  | 64                              | 44                                  | 379          | 96                                  |
| 四 川 Sichuan          | 6 291                               | 1 111                               | 740          | 350                                 | 2 601                           | 698                                 | 2 950        | 63                                  |
| 贵 州 Guizhou          | 1 719                               | 359                                 | 222          | 89                                  | 328                             | 152                                 | 1 169        | 118                                 |
| 云 南 Yunnan           | 2 178                               | 479                                 | 234          | 127                                 | 553                             | 251                                 | 1 391        | 101                                 |
| 西 藏 Tibet            | 62                                  | 20                                  | 13           | 9                                   | 48                              | 11                                  | 1            |                                     |
| 陕 西 Shaanxi          | 2 843                               | 582                                 | 460          | 211                                 | 628                             | 260                                 | 1 755        | 111                                 |
| 甘 肃 Gansu            | 1 600                               | 460                                 | 222          | 146                                 | 218                             | 152                                 | 1 160        | 162                                 |
| 青 海 Qinghai          | 479                                 | 189                                 | 78           | 58                                  | 138                             | 87                                  | 263          | 44                                  |
| 宁 夏 Ningxia          | 446                                 | 121                                 | 62           | 30                                  | 73                              | 48                                  | 311          | 43                                  |
| 新 疆 Xinjiang         | 1 851                               | 650                                 | 341          | 201                                 | 289                             | 202                                 | 1 221        | 247                                 |

续表 1 continued

| 地区 Region          | 在校学生数 (万人) Student Enrollment (10 000 persons) |                           |          |                           |                       |                           |          |                           |
|--------------------|--|---------------------------|----------|---------------------------|-----------------------|---------------------------|----------|---------------------------|
|                    | 合计 Total                                       | #高中 Senior Middle Schools | 城市 Urban | #高中 Senior Middle Schools | 县镇 Counties and Towns | #高中 Senior Middle Schools | 农村 Rural | #高中 Senior Middle Schools |
| 全国 National        | 4 739.1  | 656.9                     | 902.8    | 213.3                     | 1 278.0               | 322.3                     | 2 558.3  | 121.3                     |
| 北京 Beijing         | 52.3   | 7.8                       | 28.0     | 5.3                       | 11.8                  | 2.0                       | 12.6     | 0.5                       |
| 天津 Tianjin         | 38.9   | 6.0                       | 19.0     | 3.4                       | 6.6                   | 1.7                       | 13.3     | 0.9                       |
| 河北 Hebei           | 247.8  | 28.9                      | 46.2     | 8.6                       | 75.9                  | 17.7                      | 125.6    | 2.6                       |
| 山西 Shanxi          | 138.4  | 21.8                      | 28.3     | 7.3                       | 31.6                  | 10.4                      | 78.6     | 4.0                       |
| 内蒙古 Inner Mongolia | 99.0   | 17.2                      | 24.2     | 6.8                       | 36.4                  | 9.6                       | 38.4     | 0.8                       |
| 辽宁 Liaoning        | 191.2  | 25.6                      | 65.9     | 12.3                      | 33.6                  | 11.0                      | 91.6     | 2.3                       |
| 吉林 Jilin           | 129.5  | 16.7                      | 42.9     | 8.6                       | 46.3                  | 8.0                       | 40.2     | 0.1                       |
| 黑龙江 Heilongjiang   | 166.3  | 24.0                      | 53.1     | 11.5                      | 49.9                  | 10.4                      | 63.3     | 2.1                       |
| 上海 Shanghai        | 58.2   | 11.1                      | 28.8     | 6.9                       | 9.9                   | 3.1                       | 19.5     | 1.2                       |
| 江苏 Jiangsu         | 294.0  | 42.4                      | 45.2     | 8.6                       | 107.5                 | 23.7                      | 141.3    | 10.1                      |
| 浙江 Zhejiang        | 185.0  | 22.7                      | 25.9     | 6.4                       | 121.0                 | 15.9                      | 38.1     | 0.4                       |
| 安徽 Anhui           | 231.0  | 24.8                      | 31.5     | 6.0                       | 35.8                  | 10.5                      | 163.8    | 8.4                       |
| 福建 Fujian          | 128.0  | 17.3                      | 16.6     | 4.6                       | 60.5                  | 10.6                      | 50.8     | 2.1                       |
| 江西 Jiangxi         | 182.3  | 25.2                      | 24.3     | 7.2                       | 56.6                  | 15.2                      | 101.4    | 2.8                       |
| 山东 Shandong        | 395.3  | 51.0                      | 69.1     | 18.3                      | 38.2                  | 14.5                      | 288.0    | 18.2                      |
| 河南 Henan           | 363.0  | 43.5                      | 49.7     | 12.1                      | 69.2                  | 21.4                      | 244.1    | 10.0                      |
| 湖北 Hubei           | 227.5  | 31.5                      | 60.6     | 14.0                      | 28.9                  | 9.5                       | 137.9    | 8.0                       |
| 湖南 Hunan           | 250.5  | 37.2                      | 36.2     | 9.1                       | 55.3                  | 17.1                      | 158.9    | 11.0                      |
| 广东 Guangdong       | 277.2  | 33.2                      | 50.4     | 11.6                      | 48.3                  | 13.1                      | 178.6    | 8.5                       |
| 广西 Guangxi         | 164.1  | 21.4                      | 15.9     | 3.5                       | 33.3                  | 12.3                      | 114.9    | 5.6                       |
| 海南 Hainan          | 27.4   | 4.4                       | 2.7      | 0.6                       | 8.1                   | 2.6                       | 16.5     | 1.3                       |
| 四川 Sichuan         | 327.2  | 46.3                      | 40.9     | 11.7                      | 157.3                 | 31.9                      | 129.0    | 2.7                       |
| 贵州 Guizhou         | 100.5  | 12.5                      | 12.2     | 3.3                       | 25.5                  | 7.3                       | 62.9     | 1.9                       |
| 云南 Yunnan          | 126.8  | 17.9                      | 13.9     | 4.5                       | 42.1                  | 11.0                      | 70.8     | 2.3                       |
| 西藏 Tibet           | 2.3  | 0.4                       | 0.9      | 0.2                       | 1.5                   | 0.2                       | 0.02     |                           |
| 陕西 Shaanxi         | 129.6  | 24.7                      | 27.4     | 7.6                       | 39.2                  | 13.8                      | 63.0     | 3.3                       |
| 甘肃 Gansu           | 87.3   | 15.7                      | 17.1     | 4.8                       | 18.1                  | 7.0                       | 52.1     | 3.8                       |
| 青海 Qinghai         | 19.8   | 4.0                       | 4.4      | 1.1                       | 7.3                   | 2.2                       | 8.1      | 0.7                       |
| 宁夏 Ningxia         | 26.8   | 5.1                       | 4.5      | 1.2                       | 7.5                   | 2.7                       | 14.9     | 1.2                       |
| 新疆 Xinjiang        | 71.9   | 16.6                      | 17.0     | 6.2                       | 14.8                  | 5.9                       | 40.1     | 4.5                       |



18-32 各地区普通中学分城乡招生数和毕业生数 (1993年)  
 NEW STUDENT ENROLLMENT AND GRADUATES OF REGULAR SECONDARY SCHOOLS  
 BY URBAN AND RURAL AREAS AND REGION (1993)

单位: 人

(persons)

| 地区 Region          | 招生数 New Student Enrollment |                           |           |                           |                       |                           |           |                           |
|--------------------|----------------------------|---------------------------|-----------|---------------------------|-----------------------|---------------------------|-----------|---------------------------|
|                    | 合计 Total                   | #高中 Senior Middle Schools | 城市 Urban  | #高中 Senior Middle Schools | 县镇 Counties and Towns | #高中 Senior Middle Schools | 农村 Rural  | #高中 Senior Middle Schools |
| 全国 National        | 17 072 785                 | 2 283 351                 | 3 065 547 | 745 049                   | 4 478 691             | 1 116 551                 | 9 528 547 | 421 751                   |
| 北京 Beijing         | 182 043                    | 26 275                    | 96 091    | 18 568                    | 40 732                | 6 300                     | 45 220    | 1 407                     |
| 天津 Tianjin         | 136 194                    | 19 496                    | 65 486    | 11 380                    | 22 239                | 5 183                     | 48 469    | 2 933                     |
| 河北 Hebei           | 925 442                    | 101 104                   | 165 176   | 30 139                    | 279 548               | 61 945                    | 480 718   | 9 020                     |
| 山西 Shanxi          | 489 360                    | 70 691                    | 96 827    | 23 716                    | 107 515               | 34 097                    | 285 018   | 12 878                    |
| 内蒙古 Inner Mongolia | 359 394                    | 60 932                    | 84 809    | 23 438                    | 128 834               | 34 676                    | 145 751   | 2 818                     |
| 辽宁 Liaoning        | 653 170                    | 86 867                    | 209 939   | 42 230                    | 110 083               | 37 038                    | 333 148   | 7 599                     |
| 吉林 Jilin           | 451 111                    | 59 318                    | 142 322   | 30 558                    | 157 889               | 28 408                    | 150 900   | 352                       |
| 黑龙江 Heilongjiang   | 574 681                    | 83 228                    | 175 279   | 40 532                    | 168 497               | 35 756                    | 230 905   | 6 940                     |
| 上海 Shanghai        | 200 674                    | 38 141                    | 101 407   | 23 180                    | 34 030                | 10 883                    | 65 237    | 4 078                     |
| 江苏 Jiangsu         | 1 015 281                  | 144 262                   | 152 297   | 29 049                    | 365 142               | 79 962                    | 497 842   | 35 251                    |
| 浙江 Zhejiang        | 630 814                    | 83 047                    | 87 390    | 23 553                    | 410 814               | 58 076                    | 132 610   | 1 418                     |
| 安徽 Anhui           | 848 739                    | 85 436                    | 104 121   | 20 878                    | 125 014               | 36 687                    | 619 604   | 27 871                    |
| 福建 Fujian          | 466 188                    | 56 008                    | 54 410    | 15 136                    | 218 897               | 34 537                    | 192 881   | 6 335                     |
| 江西 Jiangxi         | 655 299                    | 88 999                    | 80 516    | 25 581                    | 197 460               | 53 390                    | 377 323   | 10 028                    |
| 山东 Shandong        | 1 391 433                  | 188 550                   | 239 395   | 66 421                    | 134 574               | 54 585                    | 1 017 464 | 67 544                    |
| 河南 Henan           | 1 302 846                  | 148 634                   | 160 044   | 40 293                    | 241 975               | 74 003                    | 900 827   | 34 338                    |
| 湖北 Hubei           | 843 640                    | 108 705                   | 206 614   | 50 293                    | 101 960               | 32 765                    | 535 066   | 25 647                    |
| 湖南 Hunan           | 944 948                    | 137 615                   | 126 875   | 33 423                    | 208 122               | 62 805                    | 609 951   | 41 387                    |
| 广东 Guangdong       | 1 076 623                  | 119 641                   | 179 391   | 42 589                    | 176 786               | 45 920                    | 720 446   | 31 132                    |
| 广西 Guangxi         | 624 046                    | 71 666                    | 54 722    | 11 543                    | 115 566               | 41 784                    | 453 758   | 18 339                    |
| 海南 Hainan          | 105 843                    | 15 057                    | 9 701     | 2 047                     | 27 816                | 8 324                     | 68 326    | 4 686                     |
| 四川 Sichuan         | 1 175 408                  | 149 824                   | 144 399   | 37 168                    | 565 191               | 104 294                   | 465 818   | 8 362                     |
| 贵州 Guizhou         | 357 892                    | 43 658                    | 40 704    | 11 429                    | 86 832                | 25 287                    | 230 356   | 6 942                     |
| 云南 Yunnan          | 444 980                    | 60 005                    | 42 505    | 14 882                    | 142 212               | 37 174                    | 260 263   | 7 949                     |
| 西藏 Tibet           | 9 352                      | 1 577                     | 3 637     | 880                       | 5 628                 | 697                       | 87        |                           |
| 陕西 Shaanxi         | 470 235                    | 89 636                    | 95 925    | 28 581                    | 137 022               | 48 758                    | 237 288   | 12 297                    |
| 甘肃 Gansu           | 307 447                    | 55 621                    | 55 850    | 17 448                    | 62 531                | 24 759                    | 189 066   | 13 414                    |
| 青海 Qinghai         | 69 434                     | 15 020                    | 14 629    | 4 228                     | 26 208                | 8 270                     | 28 597    | 2 522                     |
| 宁夏 Ningxia         | 96 585                     | 18 158                    | 15 198    | 4 475                     | 26 455                | 9 718                     | 54 932    | 3 965                     |
| 新疆 Xinjiang        | 263 683                    | 56 180                    | 59 888    | 21 411                    | 53 119                | 20 470                    | 150 676   | 14 299                    |

续表 1 continued

单位: 人

(persons)

| 地区 Region          | 毕业生数 Graduates |                           |           |                           |                    |                           |           |                           |
|--------------------|----------------|---------------------------|-----------|---------------------------|--------------------|---------------------------|-----------|---------------------------|
|                    | 合计 Total       | 城市 Urban                  |           | 县镇 Counties and Towns     |                    | 农村 Rural                  |           | #高中 Senior Middle Schools |
|                    |                | #高中 Senior Middle Schools | Urban     | #高中 Senior Middle Schools | Counties and Towns | #高中 Senior Middle Schools | Rural     |                           |
| 全国 National        | 13 658 870     | 2 317 127                 | 2 738 130 | 741 856                   | 3 887 404          | 1 124 610                 | 7 033 336 | 450 661                   |
| 北京 Beijing         | 119 750        | 27 428                    | 64 719    | 16 945                    | 27 849             | 8 039                     | 27 182    | 2 444                     |
| 天津 Tianjin         | 102 142        | 21 386                    | 48 049    | 11 404                    | 19 508             | 6 418                     | 34 585    | 3 564                     |
| 河北 Hebei           | 630 173        | 105 320                   | 125 484   | 31 006                    | 210 572            | 64 470                    | 294 117   | 9 844                     |
| 山西 Shanxi          | 434 719        | 81 097                    | 91 604    | 28 438                    | 104 709            | 39 237                    | 238 406   | 13 422                    |
| 内蒙古 Inner Mongolia | 305 305        | 63 823                    | 75 676    | 24 074                    | 120 449            | 36 732                    | 109 180   | 3 017                     |
| 辽宁 Liaoning        | 542 163        | 83 059                    | 181 452   | 39 585                    | 101 448            | 35 154                    | 259 263   | 8 320                     |
| 吉林 Jilin           | 374 490        | 57 154                    | 121 560   | 28 892                    | 139 892            | 27 480                    | 113 038   | 782                       |
| 黑龙江 Heilongjiang   | 508 473        | 88 317                    | 164 802   | 41 774                    | 163 570            | 38 303                    | 180 101   | 8 240                     |
| 上海 Shanghai        | 156 746        | 32 170                    | 79 250    | 20 335                    | 26 018             | 8 592                     | 51 478    | 3 243                     |
| 江苏 Jiangsu         | 867 479        | 137 176                   | 140 334   | 27 123                    | 323 095            | 76 480                    | 404 050   | 33 573                    |
| 浙江 Zhejiang        | 556 709        | 77 744                    | 81 855    | 22 145                    | 367 975            | 54 299                    | 106 879   | 1 300                     |
| 安徽 Anhui           | 665 022        | 92 168                    | 97 803    | 21 939                    | 110 598            | 37 528                    | 456 621   | 32 701                    |
| 福建 Fujian          | 328 986        | 53 691                    | 52 333    | 15 070                    | 161 001            | 32 461                    | 115 652   | 6 160                     |
| 江西 Jiangxi         | 555 969        | 89 034                    | 90 613    | 24 960                    | 185 772            | 53 301                    | 279 584   | 10 773                    |
| 山东 Shandong        | 1 158 767      | 159 603                   | 204 955   | 58 552                    | 111 737            | 41 926                    | 842 075   | 59 125                    |
| 河南 Henan           | 1 023 361      | 144 474                   | 158 875   | 38 891                    | 204 575            | 68 861                    | 659 911   | 36 722                    |
| 湖北 Hubei           | 635 305        | 110 359                   | 181 443   | 46 633                    | 86 119             | 33 427                    | 367 743   | 30 299                    |
| 湖南 Hunan           | 675 921        | 126 312                   | 106 561   | 30 485                    | 156 965            | 57 388                    | 412 395   | 38 439                    |
| 广东 Guangdong       | 708 058        | 118 953                   | 144 250   | 41 382                    | 134 339            | 46 548                    | 429 469   | 31 023                    |
| 广西 Guangxi         | 431 234        | 74 777                    | 45 428    | 11 817                    | 96 249             | 42 005                    | 289 557   | 20 955                    |
| 海南 Hainan          | 71 895         | 16 730                    | 7 269     | 2 453                     | 24 243             | 9 653                     | 40 383    | 4 624                     |
| 四川 Sichuan         | 1 057 410      | 176 474                   | 135 797   | 44 758                    | 509 128            | 120 075                   | 412 485   | 11 641                    |
| 贵州 Guizhou         | 287 343        | 40 349                    | 39 929    | 11 265                    | 76 044             | 22 234                    | 171 370   | 6 850                     |
| 云南 Yunnan          | 361 849        | 58 022                    | 48 275    | 14 579                    | 126 574            | 36 047                    | 187 000   | 7 396                     |
| 西藏 Tibet           |                | 6 943                     | 1 597     | 3 539                     | 1 057              | 3 366                     | 540       | 38                        |
| 陕西 Shaanxi         | 396 430        | 96 917                    | 92 259    | 28 875                    | 126 723            | 53 774                    | 177 448   | 14 268                    |
| 甘肃 Gansu           | 277 822        | 66 495                    | 58 309    | 19 008                    | 62 654             | 28 796                    | 156 859   | 18 691                    |
| 青海 Qinghai         | 64 909         | 17 091                    | 15 303    | 5 296                     | 23 749             | 8 496                     | 25 857    | 3 299                     |
| 宁夏 Ningxia         | 91 995         | 20 732                    | 14 963    | 4 837                     | 25 923             | 10 691                    | 51 109    | 5 204                     |
| 新疆 Xinjiang        | 261 502        | 78 675                    | 65 441    | 28 278                    | 56 560             | 25 655                    | 139 501   | 24 742                    |

18-33 各地区普通中学按城乡和主办部门分的教职工数 (1993年)  
 STAFF, WORKERS AND FULL-TIME TEACHERS IN REGULAR SECONDARY SCHOOLS  
 BY URBAN AND RURAL AREAS, DEPARTMENT AND BY REGION (1993)

单位: 人

(persons)

| 地区 Region            | 教 职 工 数 Staff and Workers |                         |                        |           |                                   |                             |                   |
|----------------------|---------------------------|-------------------------|------------------------|-----------|-----------------------------------|-----------------------------|-------------------|
|                      | 合 计 Total                 | 按 城 乡 分 Urban and Rural |                        |           | 按 主 办 部 门 分 Departments           |                             |                   |
|                      |                           | 城 市 Urban               | 县 镇 Counties and Towns | 农 村 Rural | 教 育 部 门 办 Educational Departments | 其 他 部 门 办 Other Departments | 集 体 办 Collectives |
| 全 国 National         | 4 133 174                 | 1 027 720               | 1 161 760              | 1 943 694 | 3 396 647                         | 428 042                     | 308 485           |
| 北 京 Beijing          | 67 913                    | 41 707                  | 13 004                 | 13 202    | 63 853                            | 4 060                       | 43 111            |
| 天 津 Tianjin          | 49 312                    | 27 151                  | 8 166                  | 13 995    | 45 675                            | 3 535                       | 102               |
| 河 北 Hebei            | 208 664                   | 49 689                  | 69 926                 | 89 049    | 177 642                           | 16 526                      | 14 496            |
| 山 西 Shanxi           | 141 665                   | 34 229                  | 33 257                 | 74 179    | 109 825                           | 19 417                      | 12 423            |
| 内 蒙 古 Inner Mongolia | 107 324                   | 30 273                  | 39 628                 | 37 423    | 73 977                            | 20 853                      | 12 494            |
| 辽 宁 Liaoning         | 186 545                   | 73 333                  | 36 106                 | 77 106    | 145 794                           | 20 147                      | 20 604            |
| 吉 林 Jilin            | 119 598                   | 46 473                  | 44 106                 | 29 019    | 88 605                            | 20 499                      | 10 494            |
| 黑 龙 江 Heilongjiang   | 173 995                   | 63 591                  | 52 786                 | 57 618    | 103 717                           | 56 683                      | 13 595            |
| 上 海 Shanghai         | 69 270                    | 41 904                  | 10 213                 | 17 153    | 66 747                            | 2 523                       | 43 012            |
| 江 苏 Jiangsu          | 250 465                   | 52 013                  | 94 188                 | 104 264   | 204 135                           | 7 896                       | 38 434            |
| 浙 江 Zhejiang         | 123 621                   | 25 690                  | 78 016                 | 19 915    | 118 021                           | 2 097                       | 3 503             |
| 安 徽 Anhui            | 171 781                   | 32 866                  | 31 368                 | 107 547   | 147 453                           | 10 812                      | 13 516            |
| 福 建 Fujian           | 103 104                   | 17 910                  | 48 102                 | 37 092    | 100 075                           | 2 926                       | 103               |
| 江 西 Jiangxi          | 138 184                   | 25 859                  | 45 564                 | 66 761    | 117 714                           | 16 685                      | 3 785             |
| 山 东 Shandong         | 337 259                   | 69 878                  | 36 753                 | 230 628   | 263 734                           | 16 053                      | 57 472            |
| 河 南 Henan            | 286 813                   | 55 174                  | 60 872                 | 170 767   | 229 300                           | 19 118                      | 38 395            |
| 湖 北 Hubei            | 211 366                   | 65 357                  | 29 709                 | 116 300   | 178 527                           | 22 360                      | 19 479            |
| 湖 南 Hunan            | 208 215                   | 40 410                  | 49 809                 | 117 996   | 176 514                           | 18 695                      | 13 006            |
| 广 东 Guangdong        | 199 399                   | 44 711                  | 37 360                 | 117 328   | 175 781                           | 9 967                       | 13 651            |
| 广 西 Guangxi          | 120 954                   | 14 570                  | 29 489                 | 76 895    | 102 528                           | 10 501                      | 7 925             |
| 海 南 Hainan           | 25 703                    | 2 314                   | 7 499                  | 15 890    | 18 629                            | 6 876                       | 198               |
| 四 川 Sichuan          | 320 393                   | 56 844                  | 157 565                | 105 984   | 283 077                           | 29 694                      | 7 622             |
| 贵 州 Guizhou          | 75 830                    | 13 799                  | 22 270                 | 39 761    | 64 107                            | 10 260                      | 1 463             |
| 云 南 Yunnan           | 99 955                    | 15 353                  | 35 536                 | 49 066    | 88 436                            | 10 995                      | 524               |
| 西 藏 Tibet            | 3 210                     | 1 211                   | 1 979                  | 20        | 3 141                             | 69                          | 2 377             |
| 陕 西 Shaanxi          | 128 103                   | 32 374                  | 39 265                 | 56 464    | 98 969                            | 20 198                      | 8 936             |
| 甘 肃 Gansu            | 76 779                    | 18 867                  | 17 185                 | 40 727    | 60 694                            | 12 042                      | 4 045             |
| 青 海 Qinghai          | 19 770                    | 5 195                   | 7 493                  | 7 082     | 15 832                            | 3 782                       | 156               |
| 宁 夏 Ningxia          | 22 116                    | 4 805                   | 6 295                  | 11 016    | 17 881                            | 3 737                       | 498               |
| 新 疆 Xinjiang         | 85 868                    | 24 170                  | 18 251                 | 43 447    | 56 264                            | 29 036                      | 568               |

单位: 人

续表 1 continued

(persons)

| 地区 Region          | 专任教师数 Full-Time Teachers |                      |                       |           |                               |                         |                 |
|--------------------|--------------------------|----------------------|-----------------------|-----------|-------------------------------|-------------------------|-----------------|
|                    | 合计 Total                 | 按城乡分 Urban and Rural |                       |           | 按主办部门分 Departments            |                         |                 |
|                    |                          | 城市 Urban             | 县镇 Counties and Towns | 农村 Rural  | 教育部门办 Educational Departments | 其他部门办 Other Departments | 集体办 Collectives |
| 全国 National        | 3 166 831                | 719 875              | 866 767               | 1 580 189 | 2 635 139                     | 305 779                 | 225 913         |
| 北京 Beijing         | 24 678                   | 8 915                | 9 518                 | 40 564    | 2 547                         |                         |                 |
| 天津 Tianjin         | 34 471                   | 17 334               | 5 800                 | 11 337    | 31 752                        | 2 679                   | 40              |
| 河北 Hebei           | 164 256                  | 36 163               | 52 430                | 75 663    | 141 325                       | 11 597                  | 11 334          |
| 山西 Shanxi          | 109 786                  | 24 295               | 24 235                | 61 256    | 85 769                        | 14 265                  | 9 752           |
| 内蒙古 Inner Mongolia | 77 982                   | 21 116               | 27 795                | 29 071    | 55 845                        | 14 295                  | 7 842           |
| 辽宁 Liaoning        | 135 397                  | 48 956               | 25 091                | 61 350    | 110 734                       | 14 705                  | 9 958           |
| 吉林 Jilin           | 87 622                   | 31 872               | 32 181                | 23 569    | 64 919                        | 14 993                  | 7 710           |
| 黑龙江 Heilongjiang   | 128 374                  | 45 229               | 38 351                | 44 794    | 79 100                        | 37 492                  | 11 782          |
| 上海 Shanghai        | 25 082                   | 6 205                | 11 725                | 41 438    | 1 574                         |                         |                 |
| 江苏 Jiangsu         | 180 150                  | 32 918               | 67 505                | 79 737    | 153 077                       | 5 464                   | 21 619          |
| 浙江 Zhejiang        | 97 283                   | 16 976               | 63 204                | 17 103    | 94 086                        | 1 631                   | 1 566           |
| 安徽 Anhui           | 133 736                  | 24 840               | 22 992                | 85 904    | 115 771                       | 8 297                   | 9 668           |
| 福建 Fujian          | 81 875                   | 12 929               | 38 361                | 30 585    | 79 701                        | 2 107                   | 67              |
| 江西 Jiangxi         | 114 002                  | 20 524               | 36 776                | 56 702    | 98 950                        | 12 971                  | 2 081           |
| 山东 Shandong        | 260 896                  | 49 751               | 25 483                | 185 662   | 202 372                       | 11 613                  | 46 911          |
| 河南 Henan           | 236 032                  | 39 838               | 47 068                | 149 126   | 185 863                       | 13 881                  | 36 288          |
| 湖北 Hubei           | 165 810                  | 48 668               | 22 644                | 94 498    | 143 887                       | 16 746                  | 5 177           |
| 湖南 Hunan           | 168 578                  | 29 725               | 38 299                | 100 554   | 144 447                       | 14 460                  | 9 671           |
| 广东 Guangdong       | 153 943                  | 32 680               | 28 027                | 93 236    | 138 171                       | 6 810                   | 8 962           |
| 广西 Guangxi         | 88 304                   | 10 647               | 20 233                | 57 424    | 74 235                        | 7 455                   | 6 614           |
| 海南 Hainan          | 17 891                   | 1 705                | 5 059                 | 11 127    | 13 556                        | 4 308                   | 27              |
| 四川 Sichuan         | 247 047                  | 40 264               | 119 151               | 87 632    | 218 430                       | 21 995                  | 6 622           |
| 贵州 Guizhou         | 60 453                   | 10 238               | 16 834                | 33 381    | 51 366                        | 7 908                   | 1 179           |
| 云南 Yunnan          | 76 616                   | 10 917               | 26 085                | 39 614    | 68 507                        | 7 708                   | 401             |
| 西藏 Tibet           | 892                      | 1 474                | 11                    | 2 326     | 51                            |                         |                 |
| 陕西 Shaanxi         | 98 672                   | 23 108               | 29 837                | 45 727    | 76 743                        | 14 715                  | 7 214           |
| 甘肃 Gansu           | 62 082                   | 14 961               | 12 776                | 35 246    | 50 772                        | 8 761                   | 2 550           |
| 青海 Qinghai         | 15 916                   | 3 744                | 5 818                 | 6 354     | 13 071                        | 2 784                   | 61              |
| 宁夏 Ningxia         | 17 698                   | 3 669                | 4 651                 | 9 378     | 14 436                        | 2 861                   | 401             |
| 新疆 Xinjiang        | 63 448                   | 17 056               | 13 487                | 32 905    | 43 926                        | 19 106                  | 416             |

18-34 各地区小学分城乡学校数和在校学生数 (1993年)  
 BASIC STATISTICS FOR PRIMARY SCHOOLS BY URBAN AND RURAL AREAS  
 AND REGION (1993)

| 地区 Region            | 学校数<br>(所)<br>Number of<br>Primary<br>Schools | 学校数         |                              |              | 在校学<br>生数<br>(万人)<br>Student<br>Enrollment<br>(10 000<br>persons) | 在校学生数         |                              |              |
|----------------------|---|-------------|------------------------------|--------------|---|---------------|------------------------------|--------------|
|                      |   | 城市<br>Urban | 县 镇<br>Counties<br>and Towns | 农 村<br>Rural |   | 城 市<br>Cities | 县 镇<br>Counties<br>and Towns | 农 村<br>Rural |
| 全 国 National         | 696 681                                       | 29 203      | 82 998                       | 584 480      | 12 421.24   | 1 519.25      | 1 932.47                     | 8 969.52     |
| 北 京 Beijing          | 3 190   | 752         | 709                          | 1 729        | 102.22  | 49.33         | 21.40                        | 31.48        |
| 天 津 Tianjin          | 3 243   | 496         | 350                          | 2 397        | 88.74   | 43.15         | 11.68                        | 33.91        |
| 河 北 Hebei            | 47 975  | 1 944       | 4 961                        | 41 070       | 775.85  | 84.45         | 105.54                       | 585.87       |
| 山 西 Shanxi           | 41 472  | 741         | 2 514                        | 38 217       | 314.36  | 44.69         | 38.52                        | 231.16       |
| 内 蒙 古 Inner Mongolia | 14 092  | 613         | 940                          | 12 539       | 235.78  | 37.29         | 40.05                        | 158.45       |
| 辽 宁 Liaoning         | 14 805  | 1 452       | 638                          | 12 715       | 368.68  | 115.04        | 37.29                        | 216.35       |
| 吉 林 Jilin            | 10 572  | 983         | 1 080                        | 8 509        | 257.35  | 65.77         | 49.57                        | 142.01       |
| 黑 龙 江 Heilongjiang   | 16 448  | 1 142       | 1 121                        | 14 185       | 373.38  | 85.90         | 59.06                        | 228.41       |
| 上 海 Shanghai         | 2 141   | 766         | 151                          | 1 224        | 117.90  | 69.12         | 11.00                        | 37.78        |
| 江 苏 Jiangsu          | 28 183  | 2 257       | 8 275                        | 17 651       | 594.94  | 81.87         | 173.27                       | 339.80       |
| 浙 江 Zhejiang         | 25 304  | 1 065       | 14 388                       | 9 851        | 359.23  | 43.93         | 222.05                       | 93.25        |
| 安 徽 Anhui            | 32 615  | 1 035       | 2 171                        | 29 409       | 601.05  | 51.96         | 52.09                        | 497.00       |
| 福 建 Fujian           | 16 091  | 480         | 1 637                        | 13 974       | 363.85  | 28.75         | 74.70                        | 260.40       |
| 江 西 Jiangxi          | 26 307  | 602         | 4 490                        | 21 215       | 413.91  | 26.62         | 93.24                        | 294.05       |
| 山 东 Shandong         | 54 009  | 2 324       | 2 095                        | 49 590       | 853.57  | 100.20        | 51.77                        | 701.59       |
| 河 南 Henan            | 42 071  | 1 681       | 3 102                        | 37 288       | 951.50  | 74.83         | 97.02                        | 779.65       |
| 湖 北 Hubei            | 30 965  | 2 305       | 1 537                        | 27 123       | 623.91  | 100.13        | 47.06                        | 476.72       |
| 湖 南 Hunan            | 46 605  | 1 552       | 4 274                        | 40 779       | 697.32  | 59.66         | 95.36                        | 542.31       |
| 广 东 Guangdong        | 24 686  | 1 599       | 1 162                        | 21 925       | 832.14  | 97.32         | 82.86                        | 651.96       |
| 广 西 Guangxi          | 15 841  | 522         | 593                          | 14 726       | 610.77  | 28.41         | 37.26                        | 545.10       |
| 海 南 Hainan           | 4 646   | 118         | 147                          | 4 381        | 106.73  | 6.03          | 11.99                        | 88.71        |
| 四 川 Sichuan          | 71 094  | 1 451       | 18 388                       | 51 255       | 916.32  | 70.65         | 290.25                       | 555.42       |
| 贵 州 Guizhou          | 20 249  | 503         | 1 394                        | 18 352       | 439.81  | 21.00         | 50.37                        | 368.43       |
| 云 南 Yunnan           | 26 376  | 303         | 1 656                        | 24 417       | 443.88  | 15.17         | 49.25                        | 379.46       |
| 西 藏 Tibet            | 2 831   | 21          | 133                          | 2 677        | 19.18   | 1.52          | 3.84                         | 13.82        |
| 陕 西 Shaanxi          | 36 578  | 1 350       | 3 535                        | 31 693       | 397.78  | 54.34         | 68.74                        | 274.70       |
| 甘 肃 Gansu            | 23 887  | 484         | 670                          | 22 733       | 249.97  | 24.67         | 20.86                        | 204.44       |
| 青 海 Qinghai          | 3 445   | 107         | 315                          | 3 023        | 44.38   | 5.88          | 8.78                         | 29.72        |
| 宁 夏 Ningxia          | 3 872   | 105         | 107                          | 3 660        | 62.80   | 6.46          | 6.35                         | 49.99        |
| 新 疆 Xinjiang         | 7 088   | 450         | 465                          | 6 173        | 203.94  | 25.11         | 21.25                        | 157.58       |

续表 1 continued

| 地区 Region            | 毕业生数<br>(万人)<br>Number of<br>Graduates<br>(10 000<br>persons) |             |                              |              | 招生数<br>(万人)<br>New<br>Student<br>Enrollment<br>(10 000<br>persons) |             |                              |              |
|----------------------|---|-------------|------------------------------|--------------|--|-------------|------------------------------|--------------|
|                      |   | 城市<br>Urban | 县 镇<br>Counties<br>and Towns | 农 村<br>Rural |  | 城市<br>Urban | 县 镇<br>Counties<br>and Towns | 农 村<br>Rural |
| 全 国 National         | 1 841.51  | 225.65      | 303.02                       | 1 312.84     | 2 353.48   | 275.51      | 373.66                       | 1 704.31     |
| 北 京 Beijing          | 15.78   | 7.78        | 3.34                         | 4.66         | 17.59  | 7.74        | 3.94                         | 5.91         |
| 天 津 Tianjin          | 12.12   | 5.53        | 1.79                         | 4.81         | 14.33  | 6.27        | 1.85                         | 6.21         |
| 河 北 Hebei            | 101.50  | 13.21       | 15.23                        | 73.07        | 144.48   | 15.04       | 20.17                        | 109.27       |
| 山 西 Shanxi           | 50.82   | 6.95        | 6.40                         | 37.47        | 60.94  | 8.27        | 7.85                         | 44.82        |
| 内 蒙 古 Inner Mongolia | 39.16   | 5.81        | 7.06                         | 26.29        | 43.89  | 6.88        | 7.54                         | 29.47        |
| 辽 宁 Liaoning         | 63.08   | 16.14       | 6.15                         | 40.79        | 65.22  | 19.45       | 6.66                         | 39.10        |
| 吉 林 Jilin            | 44.33   | 10.55       | 8.41                         | 25.37        | 46.30  | 11.57       | 8.86                         | 25.87        |
| 黑 龙 江 Heilongjiang   | 59.89   | 12.75       | 9.81                         | 37.33        | 64.21  | 15.39       | 10.25                        | 38.57        |
| 上 海 Shanghai         | 16.08   | 7.60        | 1.72                         | 6.76         | 19.59  | 11.63       | 1.77                         | 6.19         |
| 江 苏 Jiangsu          | 99.16   | 12.66       | 30.11                        | 56.38        | 113.83   | 14.61       | 34.16                        | 65.05        |
| 浙 江 Zhejiang         | 59.33   | 6.00        | 37.38                        | 15.95        | 64.74  | 7.69        | 40.30                        | 16.75        |
| 安 徽 Anhui            | 105.08  | 8.29        | 9.89                         | 86.90        | 112.44   | 10.02       | 10.50                        | 91.92        |
| 福 建 Fujian           | 51.05   | 3.68        | 11.36                        | 36.02        | 62.70  | 4.73        | 13.42                        | 44.55        |
| 江 西 Jiangxi          | 71.49   | 4.85        | 16.25                        | 50.39        | 79.27  | 5.53        | 18.44                        | 55.30        |
| 山 东 Shandong         | 145.75  | 17.21       | 8.71                         | 119.84       | 185.75   | 19.99       | 11.84                        | 153.92       |
| 河 南 Henan            | 163.26  | 11.81       | 16.79                        | 134.66       | 190.31   | 14.78       | 21.14                        | 154.39       |
| 湖 北 Hubei            | 94.00   | 16.26       | 7.36                         | 70.38        | 118.58   | 18.69       | 9.14                         | 90.75        |
| 湖 南 Hunan            | 97.07   | 8.97        | 13.83                        | 74.27        | 125.13   | 10.82       | 17.31                        | 97.00        |
| 广 东 Guangdong        | 108.69  | 13.61       | 11.11                        | 83.97        | 146.31   | 17.68       | 15.30                        | 113.33       |
| 广 西 Guangxi          | 79.63   | 4.38        | 5.82                         | 69.43        | 116.69   | 5.07        | 7.14                         | 104.49       |
| 海 南 Hainan           | 11.16   | 0.80        | 1.74                         | 8.62         | 17.21  | 1.05        | 1.88                         | 14.28        |
| 四 川 Sichuan          | 126.07  | 9.71        | 41.14                        | 75.22        | 188.27   | 13.03       | 59.74                        | 115.50       |
| 贵 州 Guizhou          | 50.82   | 2.80        | 6.62                         | 41.40        | 87.98  | 4.01        | 10.23                        | 73.74        |
| 云 南 Yunnan           | 57.34   | 2.24        | 7.56                         | 47.54        | 84.32  | 2.89        | 9.23                         | 72.21        |
| 西 藏 Tibet            | 1.24  | 0.20        | 0.70                         | 0.33         | 5.27   | 0.26        | 0.80                         | 4.21         |
| 陕 西 Shaanxi          | 44.82   | 6.57        | 8.17                         | 30.07        | 76.15  | 10.65       | 13.38                        | 52.12        |
| 甘 肃 Gansu            | 30.73   | 3.71        | 2.89                         | 24.13        | 45.47  | 4.62        | 4.04                         | 36.81        |
| 青 海 Qinghai          | 6.42  | 1.00        | 1.48                         | 3.93         | 7.98   | 1.12        | 1.64                         | 5.22         |
| 宁 夏 Ningxia          | 9.69  | 1.03        | 1.31                         | 7.35         | 9.98   | 1.15        | 1.07                         | 7.76         |
| 新 疆 Xinjiang         | 25.95   | 3.55        | 2.89                         | 19.51        | 38.55  | 4.88        | 4.07                         | 29.60        |

18-35 各地区小学按城乡和主办部门分的教职工数 (1993年)  
 STAFF, WORKERS AND FULL-TIME TEACHERS IN PRIMARY SCHOOLS  
 BY URBAN AND RURAL AREAS, DEPARTMENT AND BY REGION (1993)

单位: 人

(persons)

| 地区 Region            | 教 师 工 数 Staff and Workers |                         |                         |           |                                   |                             |                   |
|----------------------|---------------------------|-------------------------|-------------------------|-----------|-----------------------------------|-----------------------------|-------------------|
|                      | 合 计 Total                 | 按 城 乡 分 Urban and Rural |                         |           | 按 主 办 部 门 分 Departments           |                             |                   |
|                      |                           | 城 市 Urban               | 县 镇 Countries and Towns | 农 村 Rural | 教 育 部 门 办 Educational Departments | 其 他 部 门 办 Other Departments | 集 体 办 Collectives |
| 全 国 National         | 6 218 361                 | 909 291                 | 1 035 765               | 4 273 305 | 3 795 505                         | 408 929                     | 2 013 927         |
| 北 京 Beijing          | 72 307                    | 37 449                  | 14 482                  | 20 376    | 69 381                            | 2 926                       | 58 649            |
| 天 津 Tianjin          | 61 377                    | 30 095                  | 8 805                   | 22 477    | 57 078                            | 3 309                       | 990               |
| 河 北 Hebei            | 294 386                   | 46 660                  | 47 650                  | 209 076   | 172 517                           | 14 983                      | 106 886           |
| 山 西 Shanxi           | 184 490                   | 28 471                  | 23 853                  | 132 166   | 95 890                            | 19 153                      | 69 447            |
| 内 蒙 古 Inner Mongolia | 173 716                   | 25 326                  | 32 091                  | 116 299   | 90 119                            | 22 449                      | 61 148            |
| 辽 宁 Liaoning         | 239 700                   | 66 104                  | 25 325                  | 148 271   | 169 219                           | 21 797                      | 48 684            |
| 吉 林 Jilin            | 178 245                   | 41 970                  | 36 071                  | 100 204   | 109 880                           | 20 498                      | 47 867            |
| 黑 龙 江 Heilongjiang   | 247 691                   | 52 379                  | 42 511                  | 152 501   | 124 628                           | 59 454                      | 63 609            |
| 上 海 Shanghai         | 74 892                    | 39 026                  | 8 082                   | 27 784    | 71 851                            | 3 041                       | 57 190            |
| 江 苏 Jiangsu          | 307 471                   | 47 616                  | 93 335                  | 166 520   | 198 657                           | 7 719                       | 101 095           |
| 浙 江 Zhejiang         | 152 359                   | 21 479                  | 92 707                  | 38 173    | 130 808                           | 1 952                       | 19 590            |
| 安 徽 Anhui            | 290 945                   | 30 428                  | 29 177                  | 231 340   | 148 565                           | 12 057                      | 130 323           |
| 福 建 Fujian           | 177 750                   | 15 405                  | 39 098                  | 123 247   | 174 283                           | 3 399                       | 68                |
| 江 西 Jiangxi          | 240 173                   | 17 263                  | 52 482                  | 170 428   | 138 927                           | 13 663                      | 87 583            |
| 山 东 Shandong         | 448 575                   | 62 043                  | 30 261                  | 356 271   | 198 754                           | 13 149                      | 236 675           |
| 河 南 Henan            | 419 176                   | 45 194                  | 47 467                  | 317 815   | 184 540                           | 17 369                      | 208 567           |
| 湖 北 Hubei            | 337 973                   | 69 916                  | 27 588                  | 249 469   | 151 275                           | 21 179                      | 165 519           |
| 湖 南 Hunan            | 321 489                   | 35 135                  | 45 164                  | 241 181   | 185 441                           | 17 267                      | 118 772           |
| 广 东 Guangdong        | 351 947                   | 47 119                  | 33 266                  | 271 571   | 229 651                           | 11 007                      | 111 289           |
| 广 西 Guangxi          | 228 571                   | 15 929                  | 21 661                  | 190 981   | 162 280                           | 12 413                      | 53 878            |
| 海 南 Hainan           | 48 844                    | 2 626                   | 5 846                   | 40 372    | 32 739                            | 12 481                      | 3 624             |
| 四 川 Sichuan          | 482 148                   | 46 379                  | 153 905                 | 281 873   | 326 971                           | 22 686                      | 132 491           |
| 贵 州 Guizhou          | 180 959                   | 12 623                  | 24 773                  | 143 563   | 114 685                           | 8 232                       | 58 042            |
| 云 南 Yunnan           | 192 806                   | 9 393                   | 27 036                  | 156 377   | 153 466                           | 10 011                      | 29 329            |
| 西 藏 Tibet            | 9 659                     | 898                     | 3 222                   | 5 539     | 6 609                             | 325                         | 2 725             |
| 陕 西 Shaanxi          | 198 194                   | 29 302                  | 34 418                  | 134 474   | 98 374                            | 14 530                      | 85 290            |
| 甘 肃 Gansu            | 134 520                   | 15 494                  | 11 454                  | 107 572   | 69 139                            | 10 229                      | 55 152            |
| 青 海 Qinghai          | 28 538                    | 3 677                   | 5 848                   | 19 033    | 19 267                            | 2 971                       | 6 320             |
| 宁 夏 Ningxia          | 31 659                    | 4 022                   | 4 078                   | 23 559    | 23 815                            | 3 477                       | 4 367             |
| 新 疆 Xinjiang         | 116 499                   | 18 597                  | 14 109                  | 83 793    | 86 699                            | 25 203                      | 4 597             |

续表 1 continued

单位: 人

(persons)

| 地区<br>Region          | 专任教师数<br>Full - Time Teachers |                         |                             |             |                                     |                               |                    |
|-----------------------|-------------------------------|-------------------------|-----------------------------|-------------|-------------------------------------|-------------------------------|--------------------|
|                       | 合计<br>Total                   | 按城乡分<br>Urban and Rural |                             |             | 按主办部分<br>Departments                |                               |                    |
|                       |                               | 城市<br>Urban             | 县镇<br>Counties<br>and Towns | 农村<br>Rural | 教育部门办<br>Educational<br>Departments | 其他部门办<br>Other<br>Departments | 集体办<br>Collectives |
| 全国<br>National        | 5 551 597                     | 765 985                 | 909 285                     | 3 876 327   | 3 280 939                           | 340 918                       | 1 929 740          |
| 北京<br>Beijing         | 29 787                        | 11 936                  | 16 926                      | 56 280      | 2 369                               |                               |                    |
| 天津<br>Tianjin         | 50 448                        | 23 821                  | 7 273                       | 19 354      | 46 943                              | 2 642                         | 863                |
| 河北<br>Hebei           | 271 625                       | 40 499                  | 43 168                      | 187 958     | 154 136                             | 12 439                        | 105 060            |
| 山西<br>Shanxi          | 168 287                       | 23 897                  | 21 393                      | 122 997     | 84 371                              | 16 010                        | 67 906             |
| 内蒙古<br>Inner Mongolia | 153 886                       | 21 395                  | 26 425                      | 106 065     | 78 113                              | 17 860                        | 57 912             |
| 辽宁<br>Liaoning        | 201 664                       | 52 941                  | 21 395                      | 127 328     | 138 931                             | 17 837                        | 44 896             |
| 吉林<br>Jilin           | 147 678                       | 32 403                  | 27 764                      | 87 511      | 86 626                              | 16 465                        | 44 587             |
| 黑龙江<br>Heilongjiang   | 213 823                       | 42 325                  | 31 614                      | 136 884     | 106 932                             | 45 596                        | 61 295             |
| 上海<br>Shanghai        | 29 400                        | 5 738                   | 22 052                      | 54 897      | 2 293                               |                               |                    |
| 江苏<br>Jiangsu         | 265 854                       | 40 263                  | 80 144                      | 145 447     | 167 787                             | 6 701                         | 91 356             |
| 浙江<br>Zhejiang        | 137 744                       | 18 966                  | 84 107                      | 34 671      | 117 253                             | 1 751                         | 18 740             |
| 安徽<br>Anhui           | 265 947                       | 27 370                  | 26 534                      | 212 043     | 129 089                             | 10 551                        | 126 307            |
| 福建<br>Fujian          | 161 680                       | 14 122                  | 34 535                      | 113 023     | 158 558                             | 3 065                         | 57                 |
| 江西<br>Jiangxi         | 224 599                       | 15 723                  | 49 012                      | 159 864     | 127 620                             | 12 371                        | 84 608             |
| 山东<br>Shandong        | 415 928                       | 53 679                  | 27 730                      | 334 519     | 174 964                             | 11 124                        | 229 840            |
| 河南<br>Henan           | 381 851                       | 38 640                  | 43 275                      | 299 936     | 164 802                             | 14 500                        | 202 549            |
| 湖北<br>Hubei           | 298 769                       | 52 271                  | 24 096                      | 222 402     | 132 355                             | 18 046                        | 148 368            |
| 湖南<br>Hunan           | 300 261                       | 31 261                  | 42 087                      | 226 913     | 169 036                             | 15 379                        | 115 846            |
| 广东<br>Guangdong       | 298 601                       | 39 889                  | 28 998                      | 229 714     | 182 834                             | 9 083                         | 106 684            |
| 广西<br>Guangxi         | 195 101                       | 14 032                  | 18 631                      | 162 438     | 133 059                             | 10 493                        | 51 549             |
| 海南<br>Hainan          | 41 682                        | 2 337                   | 4 849                       | 34 496      | 27 751                              | 10 494                        | 3 437              |
| 四川<br>Sichuan         | 427 431                       | 38 958                  | 133 742                     | 254 731     | 279 182                             | 19 419                        | 128 830            |
| 贵州<br>Guizhou         | 165 276                       | 11 103                  | 22 361                      | 131 809     | 101 581                             | 7 177                         | 58 518             |
| 云南<br>Yunnan          | 175 881                       | 8 270                   | 23 971                      | 143 640     | 138 344                             | 8 621                         | 28 916             |
| 西藏<br>Tibet           | 8 647                         | 789                     | 2 700                       | 5 158       | 5 632                               | 290                           | 2 725              |
| 陕西<br>Shaanxi         | 180 592                       | 24 768                  | 31 064                      | 124 760     | 86 188                              | 12 403                        | 82 001             |
| 甘肃<br>Gansu           | 127 579                       | 13 920                  | 10 453                      | 103 206     | 64 369                              | 8 970                         | 54 240             |
| 青海<br>Qinghai         | 26 495                        | 3 377                   | 5 345                       | 17 773      | 17 755                              | 2 606                         | 6 134              |
| 宁夏<br>Ningxia         | 29 133                        | 3 588                   | 3 665                       | 21 880      | 21 923                              | 2 988                         | 4 222              |
| 新疆<br>Xinjiang        | 99 297                        | 16 191                  | 12 277                      | 70 829      | 73 628                              | 21 375                        | 4 294              |



## 18-36 各地区农业中学和职业中学基本情况 (1993年)

## BASIC STATISTICS FOR AGRICULTURAL MIDDLE SCHOOLS AND VOCATIONAL MIDDLE SCHOOLS BY REGION (1993)

单位: 人

(persons)

| 地区 Region            | 学校数<br>(所)<br>Schools | 毕业生数<br>Graduates | 招生数<br>New Student<br>Enrollment | 在校学生数<br>Student<br>Enrollment | 教职工数<br>Staff | #专任教师<br>Full-time<br>Teachers |
|----------------------|-----------------------|-------------------|----------------------------------|--------------------------------|---------------|--------------------------------|
| 全 国 National         | 9 985                 | 1 025 120         | 1 615 254                        | 3 625 907                      | 396 626       | 261 771                        |
| 北 京 Beijing          | 178                   | 17 498            | 22 863                           | 56 062                         | 9 895         | 5 487                          |
| 天 津 Tianjin          | 102                   | 8 065             | 15 594                           | 36 542                         | 4 812         | 3 088                          |
| 河 北 Hebei            | 369                   | 45 617            | 74 930                           | 172 601                        | 20 426        | 13 531                         |
| 山 西 Shanxi           | 354                   | 34 170            | 39 112                           | 93 204                         | 11 402        | 7 561                          |
| 内 蒙 古 Inner Mongolia | 422                   | 40 594            | 62 390                           | 140 657                        | 17 475        | 12 076                         |
| 辽 宁 Liaoning         | 608                   | 50 122            | 60 781                           | 155 231                        | 21 518        | 13 336                         |
| 吉 林 Jilin            | 317                   | 54 550            | 66 223                           | 148 986                        | 14 723        | 9 480                          |
| 黑 龙 江 Heilongjiang   | 436                   | 45 384            | 47 774                           | 123 219                        | 19 126        | 11 901                         |
| 上 海 Shanghai         | 81                    | 15 932            | 34 301                           | 63 884                         | 5 353         | 2 692                          |
| 江 苏 Jiangsu          | 399                   | 52 819            | 88 578                           | 221 432                        | 23 510        | 14 951                         |
| 浙 江 Zhejiang         | 401                   | 38 645            | 62 660                           | 125 449                        | 11 898        | 8 048                          |
| 安 徽 Anhui            | 643                   | 53 188            | 90 573                           | 210 260                        | 18 508        | 13 257                         |
| 福 建 Fujian           | 278                   | 27 977            | 65 481                           | 124 794                        | 11 104        | 7 771                          |
| 江 西 Jiangxi          | 379                   | 40 130            | 55 154                           | 118 299                        | 13 146        | 8 355                          |
| 山 东 Shandong         | 599                   | 100 303           | 141 418                          | 346 901                        | 36 320        | 23 241                         |
| 河 南 Henan            | 685                   | 53 462            | 127 063                          | 258 558                        | 24 538        | 17 224                         |
| 湖 北 Hubei            | 511                   | 38 471            | 60 899                           | 147 955                        | 18 858        | 13 398                         |
| 湖 南 Hunan            | 581                   | 38 836            | 77 056                           | 162 345                        | 17 533        | 11 867                         |
| 广 东 Guangdong        | 558                   | 70 036            | 74 301                           | 192 125                        | 18 917        | 14 163                         |
| 广 西 Guangxi          | 211                   | 23 891            | 38 844                           | 93 459                         | 8 766         | 5 819                          |
| 海 南 Hainan           | 45                    | 2 894             | 4 234                            | 9 762                          | 1 359         | 963                            |
| 四 川 Sichuan          | 627                   | 62 541            | 115 258                          | 248 033                        | 31 003        | 19 510                         |
| 贵 州 Guizhou          | 250                   | 19 242            | 26 378                           | 66 038                         | 6 301         | 4 425                          |
| 云 南 Yunnan           | 234                   | 22 398            | 68 366                           | 107 252                        | 7 413         | 4 981                          |
| 西 藏 Tibet            | 1                     | 74                | 15                               | 112                            | 23            | 23                             |
| 陕 西 Shaanxi          | 250                   | 25 344            | 40 345                           | 81 426                         | 9 761         | 5 846                          |
| 甘 肃 Gansu            | 191                   | 14 648            | 21 026                           | 43 377                         | 5 510         | 3 593                          |
| 青 海 Qinghai          | 69                    | 4 210             | 3 777                            | 8 584                          | 787           | 556                            |
| 宁 夏 Ningxia          | 36                    | 5 721             | 5 082                            | 10 851                         | 1 033         | 775                            |
| 新 疆 Xinjiang         | 170                   | 18 358            | 24 778                           | 58 509                         | 5 608         | 3 853                          |

18-37 各地区幼儿园基本情况 (1993年)  
 BASIC STATISTICS FOR KINDERGRATENS BY REGION (1993)

| 地 区                  | 园 数<br>(所)<br>Number of<br>Kindergartens<br>(unit) | 班 数<br>(个)<br>Number of<br>Classes<br>(unit) | 幼 儿 数<br>(万人)<br>Student<br>Enrollment<br>(10 000 persons) | 教 职 工 数<br>(人)<br>Staff<br>and Workers<br>(persons) | #教 师<br>Teachers |
|----------------------|--|--|--|---|------------------|
| 全 国 National         | 165 197  | 765 423                                      | 2 552.54   | 1 126 333   | 835 976          |
| 北 京 Beijing          | 3 369  | 13 300                                       | 37.24  | 44 741  | 18 114           |
| 天 津 Tianjin          | 286  | 5 294  | 16.20  | 9 354   | 5 403            |
| 河 北 Hebei            | 1 376  | 44 464                                       | 153.33   | 54 002  | 45 736           |
| 山 西 Shanxi           | 6 482  | 34 024                                       | 95.87  | 43 553  | 34 885           |
| 内 蒙 古 Inner Mongolia | 1 092  | 14 636                                       | 43.41  | 20 750  | 14 170           |
| 辽 宁 Liaoning         | 8 631  | 37 710                                       | 114.57   | 72 696  | 43 963           |
| 吉 林 Jilin            | 1 971  | 16 294                                       | 48.87  | 32 262  | 21 325           |
| 黑 龙 江 Heilongjiang   | 1 660  | 21 007                                       | 60.48  | 39 906  | 26 152           |
| 上 海 Shanghai         | 3 953  | 13 886                                       | 39.76  | 40 352  | 25 710           |
| 江 苏 Jiangsu          | 20 283   | 57 097                                       | 206.89   | 89 067  | 74 028           |
| 浙 江 Zhejiang         | 9 179  | 29 396                                       | 97.63  | 43 522  | 36 887           |
| 安 徽 Anhui            | 1 948  | 20 173                                       | 75.47  | 24 606  | 20 463           |
| 福 建 Fujian           | 10 968   | 27 578                                       | 97.49  | 40 147  | 35 707           |
| 江 西 Jiangxi          | 3 705  | 13 910                                       | 48.46  | 21 076  | 17 014           |
| 山 东 Shandong         | 38 947   | 85 831                                       | 262.25   | 125 640   | 105 947          |
| 河 南 Henan            | 16 355   | 45 890                                       | 183.48   | 28 447  | 16 832           |
| 湖 北 Hubei            | 3 305  | 29 449                                       | 112.25   | 52 125  | 36 895           |
| 湖 南 Hunan            | 3 536  | 42 144                                       | 121.80   | 52 920  | 43 987           |
| 广 东 Guangdong        | 6 533  | 48 733                                       | 190.53   | 78 482  | 53 534           |
| 广 西 Guangxi          | 1 754  | 29 358                                       | 105.35   | 28 721  | 21 884           |
| 海 南 Hainan           | 349  | 3 308  | 12.64  | 4 662   | 3 196            |
| 四 川 Sichuan          | 14 356   | 64 142                                       | 210.27   | 84 791  | 68 913           |
| 贵 州 Guizhou          | 985  | 8 275  | 31.38  | 14 573  | 11 970           |
| 云 南 Yunnan           | 1 093  | 13 757                                       | 43.64  | 20 060  | 15 179           |
| 西 藏 Tibet            | 36   | 100  | 0.30   | 300   | 159              |
| 陕 西 Shaanxi          | 1 083  | 26 319                                       | 75.73  | 26 053  | 19 401           |
| 甘 肃 Gansu            | 701  | 9 514  | 34.57  | 11 912  | 7 579            |
| 青 海 Qinghai          | 171  | 1 570  | 6.00   | 2 417   | 1 638            |
| 宁 夏 Ningxia          | 188  | 2 290  | 7.75   | 4 338   | 2 646            |
| 新 疆 Xinjiang         | 902  | 5 974  | 18.93  | 14 858  | 7 659            |

18-38 各地区特殊教育情况 (1993年)  
 BASIC STATISTICS FOR SPECIAL EDUCATION BY REGION (1993)

单位: 人

(persons)

| 地 区                  | 学 校 数<br>(所)<br>Schools | 毕 业 生 数<br>Graduates | 招 生 数<br>New Student<br>Enrollment | 在 校 学 生 数<br>Student<br>Enrollment | 教 职 工 数<br>Staff | 专 任 教 师               |
|----------------------|-------------------------|----------------------|------------------------------------|------------------------------------|------------------|-----------------------|
|                      |                         |                      |                                    |                                    |                  | Full-time<br>Teachers |
| 全 国 National         | 1 123                   | 11 721               | 33 533                             | 168 585                            | 29 555           | 20 350                |
| 北 京 Beijing          | 19                      | 926                  | 1 033                              | 8 231                              | 282              | 841                   |
| 天 津 Tianjin          | 21                      | 143                  | 289                                | 3 680                              | 690              | 138                   |
| 河 北 Hebei            | 70                      | 1 132                | 2 332                              | 15 896                             | 972              | 649                   |
| 山 西 Shanxi           | 25                      | 379                  | 882                                | 4 315                              | 928              | 601                   |
| 内 蒙 古 Inner Mongolia | 15                      | 52                   | 206                                | 1 158                              | 401              | 302                   |
| 辽 宁 Liaoning         | 76                      | 584                  | 1 109                              | 8 079                              | 2 571            | 1 808                 |
| 吉 林 Jilin            | 40                      | 507                  | 1 021                              | 6 905                              | 1 685            | 1 126                 |
| 黑 龙 江 Heilongjiang   | 71                      | 769                  | 1 109                              | 8 447                              | 2 574            | 1 758                 |
| 上 海 Shanghai         | 36                      | 302                  | 652                                | 4 865                              | 1 257            | 729                   |
| 江 苏 Jiangsu          | 126                     | 1 161                | 5 091                              | 24 517                             | 3 514            | 2 422                 |
| 浙 江 Zhejiang         | 53                      | 548                  | 4 286                              | 13 202                             | 1 081            | 821                   |
| 安 徽 Anhui            | 24                      | 282                  | 732                                | 3 238                              | 624              | 423                   |
| 福 建 Fujian           | 33                      | 947                  | 2 762                              | 11 625                             | 656              | 518                   |
| 江 西 Jiangxi          | 21                      | 355                  | 784                                | 2 277                              | 326              | 267                   |
| 山 东 Shandong         | 117                     | 1 118                | 2 197                              | 12 259                             | 3 670            | 2 289                 |
| 河 南 Henan            | 91                      | 246                  | 1 239                              | 5 263                              | 1 602            | 1 124                 |
| 湖 北 Hubei            | 53                      | 259                  | 1 819                              | 4 856                              | 1 071            | 757                   |
| 湖 南 Hunan            | 35                      | 319                  | 832                                | 3 296                              | 776              | 528                   |
| 广 东 Guangdong        | 32                      | 221                  | 1 191                              | 6 689                              | 690              | 502                   |
| 广 西 Guangxi          | 16                      | 186                  | 660                                | 3 146                              | 356              | 278                   |
| 海 南 Hainan           | 1                       | 30                   | 84                                 | 795                                | 43               | 23                    |
| 四 川 Sichuan          | 82                      | 549                  | 945                                | 5 192                              | 1 213            | 935                   |
| 贵 州 Guizhou          | 13                      | 41                   | 217                                | 1 084                              | 312              | 228                   |
| 云 南 Yunnan           | 10                      | 204                  | 607                                | 2 170                              | 377              | 256                   |
| 西 藏 Tibet            |                         |                      |                                    |                                    |                  |                       |
| 陕 西 Shaanxi          | 19                      | 157                  | 749                                | 4 744                              | 488              | 342                   |
| 甘 肃 Gansu            | 11                      | 125                  | 240                                | 1 027                              | 298              | 218                   |
| 青 海 Qinghai          | 2                       | 9                    | 41                                 | 356                                | 85               | 59                    |
| 宁 夏 Ningxia          | 5                       | 55                   | 96                                 | 370                                | 107              | 69                    |
| 新 疆 Xinjiang         | 6                       | 115                  | 124                                | 571                                | 290              | 151                   |

注: 特殊教育指盲、聋、哑和弱智儿童的教育。

a) Refers to education for the blind, deaf, deaf-mutes and the mentally retarded.

18-39 各地区盲、聋哑学校基本情况 (1993年)  
 BASIC STATISTICS FOR SCHOOLS FOR THE BLIND, DEAF  
 AND DEAF-MUTES BY REGION (1993)

单位: 人

(persons)

| 地 区                  | 学 校 数<br>(所)<br>Schools | 毕 业 生 数<br>Graduates | 招 生 数<br>New Student<br>Enrollment | 在 校 学 生 数<br>Student<br>Enrollment | 教 职 工 数<br>Staff | #专任教师<br>Full-time<br>Teachers |
|----------------------|-------------------------|----------------------|------------------------------------|------------------------------------|------------------|--------------------------------|
| 全 国 National         | 824                     | 5 588                | 11 913                             | 63 674                             | 22 594           | 14 561                         |
| 北 京 Beijing          | 7                       | 174                  | 231                                | 1 152                              | 464              | 267                            |
| 天 津 Tianjin          | 7                       | 85                   | 155                                | 698                                | 386              | 246                            |
| 河 北 Hebei            | 55                      | 177                  | 732                                | 2 709                              | 783              | 523                            |
| 山 西 Shanxi           | 16                      | 315                  | 490                                | 2 181                              | 662              | 454                            |
| 内 蒙 古 Inner Mongolia | 12                      | 52                   | 136                                | 818                                | 343              | 243                            |
| 辽 宁 Liaoning         | 53                      | 330                  | 705                                | 5 100                              | 1 876            | 1 254                          |
| 吉 林 Jilin            | 26                      | 406                  | 539                                | 4 122                              | 1 424            | 905                            |
| 黑 龙 江 Heilongjiang   | 66                      | 603                  | 732                                | 5 525                              | 2 420            | 1 634                          |
| 上 海 Shanghai         | 21                      | 170                  | 235                                | 1 686                              | 898              | 473                            |
| 江 苏 Jiangsu          | 71                      | 645                  | 1 117                              | 6 829                              | 2 409            | 1 377                          |
| 浙 江 Zhejiang         | 41                      | 277                  | 544                                | 3 991                              | 905              | 665                            |
| 安 徽 Anhui            | 20                      | 272                  | 507                                | 2 337                              | 547              | 359                            |
| 福 建 Fujian           | 14                      | 94                   | 323                                | 1 402                              | 354              | 241                            |
| 江 西 Jiangxi          | 14                      | 157                  | 210                                | 836                                | 198              | 146                            |
| 山 东 Shandong         | 92                      | 561                  | 1 287                              | 6 626                              | 2 783            | 1 666                          |
| 河 南 Henan            | 73                      | 186                  | 971                                | 4 061                              | 1 379            | 947                            |
| 湖 北 Hubei            | 49                      | 127                  | 582                                | 2 632                              | 945              | 638                            |
| 湖 南 Hunan            | 32                      | 134                  | 562                                | 2 029                              | 717              | 485                            |
| 广 东 Guangdong        | 14                      | 95                   | 334                                | 1 436                              | 377              | 266                            |
| 广 西 Guangxi          | 10                      | 24                   | 36                                 | 359                                | 131              | 80                             |
| 海 南 Hainan           | 1                       |                      | 21                                 | 93                                 | 43               | 23                             |
| 四 川 Sichuan          | 74                      | 195                  | 369                                | 2 017                              | 892              | 632                            |
| 贵 州 Guizhou          | 8                       | 21                   | 136                                | 492                                | 198              | 131                            |
| 云 南 Yunnan           | 8                       | 163                  | 319                                | 1 250                              | 304              | 193                            |
| 西 藏 Tibet            |                         |                      |                                    |                                    |                  |                                |
| 陕 西 Shaanxi          | 19                      | 83                   | 291                                | 1 416                              | 455              | 312                            |
| 甘 肃 Gansu            | 9                       | 95                   | 158                                | 760                                | 247              | 168                            |
| 青 海 Qinghai          | 2                       | 9                    | 27                                 | 264                                | 74               | 48                             |
| 宁 夏 Ningxia          | 4                       | 45                   | 84                                 | 326                                | 94               | 58                             |
| 新 疆 Xinjiang         | 6                       | 93                   | 80                                 | 527                                | 286              | 127                            |

## 18-40 全国科技活动主要基本情况

## BASIC STATISTICS FOR NATIONAL SCIENTIFIC AND TECHNOLOGICAL ACTIVITIES

| 指 标                 | Item  | 1990   | 1991   | 1992   | 1993   |
|---------------------|---|--------|--------|--------|--------|
| 科技机构数 (个)           | Number of Scientific Technological Research Institutions                              | 18 772 | 22 591 | 20 425 | 20 763 |
| # 科研单位              | Research Institutions   | 8 990  | 8 188  | 7 976  | 7 920  |
| 大中型工业企业             | Large and Medium Industrial Enterprises   | 8 116  | 8 792  | 9 432  | 10 477 |
| 高等院校                | Institutes of Higher Education  | 1 666  | 5 611  | 3 017  | 2 366  |
| 科技活动人员数 (万人)        | Number of Persons Engaged in Scientific and Technological Activities (10 000 persons) |        | 232.92 | 228.50 | 232.48 |
| # 科学家、工程师           | Scientists and Engineers  |        | 134.99 | 133.53 | 140.57 |
| 科技活动经费收入总额 (亿元)     | Funding for Scientific and Technical Research (100 000 000 Yuan)                      | 403.26 | 425.77 | 556.05 | 687.50 |
| 上级拨款                | Appropriations  | 124.08 | 118.60 | 149.85 | 185.27 |
| 自筹资金                | Private Funds   | 174.43 | 181.08 | 240.39 | 297.22 |
| 银行贷款                | Loans   | 49.04  | 64.67  | 80.71  | 99.79  |
| 其他收入                | Other   | 55.71  | 61.42  | 85.10  | 105.22 |
| 科技活动经费支出总额 (亿元)     | Expenditures of Scientific and Technological Research Funds (100 000 000 Yuan)        | 369.13 | 368.81 | 511.33 | 618.20 |
| # 内部支出              | Internal Expenses   | 340.52 | 358.83 | 472.36 | 571.08 |
| # 劳务费               | Service Fees  |        | 57.68  | 72.30  | 87.41  |
| 业务费                 | Professional Fees   |        | 122.22 | 158.95 | 192.17 |
| 管理费                 | Management Fees   |        | 25.07  | 25.70  | 31.07  |
| 固定资产购建支出            | Purchasing Fixed Assets   |        | 83.26  | 103.23 | 124.81 |
| # 研究与发展经费支出         | Research and Development Expenses   | 125.43 | 142.30 | 169.00 | 196.00 |
| 研究与发展经费支出占国民生产总值(%) | Proportion of Research and Development Expenses to GNP (%)                            | 0.71   | 0.72   | 0.70   | 0.62   |

18-41 重大科学技术研究成果和国家科技奖励数  
NUMBER FOR MAJOR ACHIEVEMENTS AND NATIONAL PRIZES  
FOR SCIENTIFIC AND TECHNICAL RESEARCH

单位: 项

| 项 目   | 1980  | 1985   | 1990   | 1991   | 1992   | 1993   |
|---|-------|--------|--------|--------|--------|--------|
| 重大科学技术成果<br>Number of Major Achievements in<br>Science and Technology | 2 687 | 10 476 | 26 829 | 32 653 | 33 384 | 32 916 |
| 获国家发明奖<br>National Invention Prizes                                   | 109   | 185    | 224    | 209    | 170    | 175    |
| 获国家科技进步奖<br>National Scientific Technological<br>Progress Prizes      |       | 1 761  | 505    | 502    | 649    | 441    |

18-42 高等学校研究与发展人员及经费 (1993年)  
FUNDS AND EXPENDITURES OF INSTITUTIONS OF HIGHER EDUCATION FOR  
RESEARCH AND DEVELOPMENT PERSONNEL BY FIELD OF STUDY (1993)

| 学科分类        | Field of Study                    | 研究与发展  |   |   | 收入总额<br>(万元)<br>Funds<br>(10 000<br>yuan) | 支出总额<br>(万元)<br>Expenditures<br>(10 000<br>yuan) |
|-------------|-----------------------------------|--|---|---|---|--|
|             |                                   | 人员 (人)<br>Research and<br>Development<br>Personnel<br>(person) | 科学家和<br>工程师<br>Scientists<br>and<br>Engineers | 其他技术<br>人员<br>Other<br>Technical<br>personnel |   |  |
| 合计          | <b>Total</b>                      | 293 081  | 276 214                                       | 16 867  | 329 970                                   | 305 401  |
| 理、工、农、医学科领域 | Basic Sciences                    | 240 716  | 224 943                                       | 15 773  | 321 201                                   | 298 452  |
| 自然科学        | Natural Sciences                  | 44 207   | 41 955  | 2 252   |   |  |
| 工程科学        | Engineering                       | 104 786  | 98 543  | 6 243   |   |  |
| 医学          | Medicine                          | 61 512   | 56 472  | 5 040   |   |  |
| 农学          | Agriculture                       | 18 950   | 17 540  | 1 410   |   |  |
| 其他科学        | Other                             | 11 261   | 10 433  | 828   |   |  |
| 人文、社会科学领域   | Humanities and<br>Social Sciences | 52 365   | 51 271  | 1 094   | 8 769                                     | 6 949  |

注：高等学校中研究与发展(R & D)人员是指本年度从事研究与发展工作时间占本人教学、科研工作总时间10%以上的人员。  
a) Research and development personnel refers to those who devote 10% or more of work time to research and development.

18-43 高等学校理、工、农、医学科研究与发展机构及人员 (1993年)  
RESEARCH AND DEVELOPMENT UNITS AND PERSONNEL IN  
INSTITUTIONS OF HIGHER EDUCATION BY FIELD OF STUDY (1993)

| 学科分类 | Field of Study   | 机构<br>(个)<br>Number of<br>Institutions | 研究与发展  |   |   |
|------|------------------|--|--|---|---|
|      |                  |  | 人员 (人)<br>Research and<br>Development<br>Personnel<br>(person) | 科学家和<br>工程师<br>Scientists<br>and<br>Engineers | 其他技术<br>人员<br>Other<br>Technical<br>personnel |
| 合计   | <b>Total</b>     | 1 802                                  | 32 744   | 30 238  | 2 506   |
| 自然科学 | Natural Sciences | 295                                    | 4 915  | 4 659   | 256   |
| 工程科学 | Engineering      | 735                                    | 17 049   | 15 716  | 1 333   |
| 医学   | Medicine         | 425                                    | 5 633  | 5 206   | 427   |
| 农学   | Agriculture      | 295                                    | 4 579  | 4 109   | 470   |
| 其他科学 | Other            | 52                                     | 568  | 548   | 20  |

注：研究与发展机构中的研究与发展人员是高等学校研究与发展人员的一部分，均已折合为全时人员，即本年度从事研究与发展工作时间占本人教学、科研工作总时间90%以上的人员。

a) Personnel in these units are listed as the personnel in 18-45. Figures in this table for full-time research and development personnel refers to those who devote 90% or more of work time to research and development.

18-44 全国县级以上政府部门属研究与开发机构及  
情报文献机构数、人员数 (1993年)

| 地 区                  | 合 计<br>Total            |                    | 自 然 科 学 技 术 领 域<br>Personnel in Natural Sciences and Technology |                                 |  |
|----------------------|-------------------------|--------------------|---|---------------------------------|--|
|                      | 机 构 (个)<br>Institutions | 人 员 (人)<br>Persons | 机 构 (个)<br>Institutions   | 职 工 (人)<br>Staff and<br>Workers | 科 学 家、工 程 师<br>Scientists and<br>Engineers |
| 全 国 National         | 5 860                   | 1 056 054          | 5 119   | 1 010 513                       | 461 673                                    |
| 北 京 Beijing          | 460                     | 196 153            | 369   | 179 263                         | 69 509                                     |
| 天 津 Tianjin          | 161                     | 35 200             | 144   | 33 323                          | 15 179                                     |
| 河 北 Hebei            | 150                     | 23 827             | 138   | 23 080                          | 10 661                                     |
| 山 西 Shanxi           | 211                     | 21 582             | 170   | 20 463                          | 8 508                                      |
| 内 蒙 古 Inner Mongolia | 146                     | 14 727             | 120   | 13 875                          | 5 528                                      |
| 辽 宁 Liaoning         | 360                     | 54 928             | 330   | 53 460                          | 24 894                                     |
| 吉 林 Jilin            | 174                     | 30 785             | 142   | 29 656                          | 11 814                                     |
| 黑 龙 江 Heilongjiang   | 268                     | 26 250             | 231   | 24 989                          | 11 695                                     |
| 上 海 Shanghai         | 264                     | 88 832             | 228   | 85 993                          | 40 179                                     |
| 江 苏 Jiangsu          | 335                     | 56 599             | 305   | 55 387                          | 25 258                                     |
| 浙 江 Zhejiang         | 166                     | 19 194             | 149   | 18 576                          | 9 201                                      |
| 安 徽 Anhui            | 208                     | 19 854             | 180   | 19 120                          | 8 856                                      |
| 福 建 Fujian           | 130                     | 8 667              | 110   | 7 935                           | 4 241                                      |
| 江 西 Jiangxi          | 129                     | 18 241             | 115   | 17 648                          | 5 283                                      |
| 山 东 Shandong         | 328                     | 35 845             | 293   | 34 353                          | 14 025                                     |
| 河 南 Henan            | 195                     | 32 968             | 167   | 32 018                          | 14 518                                     |
| 湖 北 Hubei            | 263                     | 47 343             | 241   | 46 219                          | 20 022                                     |
| 湖 南 Hunan            | 192                     | 28 241             | 177   | 27 716                          | 10 337                                     |
| 广 东 Guangdong        | 308                     | 34 609             | 281   | 33 372                          | 14 758                                     |
| 广 西 Guangxi          | 168                     | 16 829             | 139   | 16 131                          | 6 540                                      |
| 海 南 Hainan           | 46                      | 3 682              | 39  | 3 572                           | 618  |
| 四 川 Sichuan          | 317                     | 100 745            | 268   | 97 909                          | 38 806                                     |
| 贵 州 Guizhou          | 118                     | 11 167             | 106   | 10 670                          | 4 618                                      |
| 云 南 Yunnan           | 167                     | 15 897             | 147   | 15 253                          | 6 477                                      |
| 西 藏 Tibet            | 15                      | 870                | 13  | 731                             | 198  |
| 陕 西 Shaanxi          | 208                     | 72 873             | 189   | 71 812                          | 33 223                                     |
| 甘 肃 Gansu            | 136                     | 20 980             | 121   | 20 117                          | 8 646                                      |
| 青 海 Qinghai          | 49                      | 4 020              | 43  | 3 774                           | 1 762                                      |
| 宁 夏 Ningxia          | 60                      | 5 644              | 50  | 5 250                           | 1 706                                      |
| 新 疆 Xinjiang         | 128                     | 9 502              | 114   | 8 848                           | 4 185                                      |

STATE-OWNED RESEARCH AND DEVELOPMENT  
INSTITUTIONS, PERSONS (1993)

| 社会、人文科学技术领域<br>Personnel in Social Sciences and Humanities |                               |  | 科技情报和文献机构<br>Personnel in Scientific-Technical<br>and Literature Institutions |                               |  |
|--|-------------------------------|--|---|-------------------------------|--|
| 机构(个)<br>Institutions                                      | 职工(人)<br>Staff and<br>Workers | 科学家、工程师<br>Scientists and<br>Engineers | 机构(个)<br>Institutions   | 职工(人)<br>Staff and<br>Workers | 科学家、工程师<br>Scientists and<br>Engineers |
| 327  | 19 835                        | 13 725                                 | 414   | 25 706                        | 14 921                                 |
| 50   | 5 745                         | 4 358                                  | 41  | 11 145                        | 6 810                                  |
| 6  | 551                           | 328                                    | 11  | 1 326                         | 746                                    |
| 1  | 317                           | 223                                    | 11  | 430                           | 271                                    |
| 27   | 752                           | 496                                    | 14  | 367                           | 227                                    |
| 12   | 459                           | 258                                    | 14  | 393                           | 184                                    |
| 14   | 624                           | 405                                    | 16  | 844                           | 420                                    |
| 20   | 797                           | 555                                    | 12  | 332                           | 196                                    |
| 19   | 820                           | 552                                    | 18  | 441                           | 280                                    |
| 22   | 1 405                         | 897                                    | 14  | 1 434                         | 781                                    |
| 14   | 515                           | 366                                    | 16  | 697                           | 416                                    |
| 4  | 229                           | 174                                    | 13  | 389                           | 197                                    |
| 9  | 345                           | 264                                    | 19  | 389                           | 276                                    |
| 5  | 304                           | 221                                    | 15  | 428                           | 271                                    |
| 1  | 210                           | 141                                    | 13  | 383                           | 243                                    |
| 14   | 669                           | 492                                    | 21  | 823                           | 463                                    |
| 13   | 533                           | 329                                    | 15  | 417                           | 221                                    |
| 10   | 547                           | 355                                    | 12  | 577                           | 253                                    |
| 2  | 246                           | 159                                    | 13  | 279                           | 175                                    |
| 13   | 734                           | 508                                    | 14  | 503                           | 267                                    |
| 9  | 287                           | 209                                    | 20  | 411                           | 247                                    |
| 1  | 18                            | 10                                     | 6   | 92                            | 58                                     |
| 17   | 1 182                         | 848                                    | 32  | 1 654                         | 838                                    |
| 2  | 213                           | 151                                    | 10  | 284                           | 151                                    |
| 15   | 463                           | 328                                    | 5   | 181                           | 116                                    |
| 1  | 105                           | 78                                     | 1   | 34                            | 17                                     |
| 4  | 421                           | 266                                    | 15  | 640                           | 300                                    |
| 7  | 546                           | 261                                    | 8   | 317                           | 174                                    |
| 4  | 187                           | 81                                     | 2   | 59                            | 37                                     |
| 6  | 251                           | 188                                    | 4   | 143                           | 104                                    |
| 5  | 360                           | 224                                    | 9   | 294                           | 179                                    |



18-45 全国县级以上政府部门属研究与开发机构  
及情报文献机构经费收入和支出总额 (1993年)

单位: 万元

| 地 区<br>Region        | 合 计<br>Total        |                            | 自 然 科 学 技 术 领 域<br>Personnel in Natural Sciences and Technology |                                       |                            |   |
|----------------------|---------------------|----------------------------|---|---------------------------------------|----------------------------|---|
|                      | 经费收入<br>总额<br>Funds | 经费支出<br>总额<br>Expenditures | 经费收入<br>总额<br>Funds   | #政府拨款<br>Government<br>Appropriations | 经费支出<br>总额<br>Expenditures | #基本建设支出<br>Government<br>Appropriations |
| 全 国 National         | 3 502 990           | 3 310 465                  | 3 406 084   | 1 194 705                             | 3 217 305                  | 357 592                                 |
| 北 京 Beijing          | 873 964             | 772 581                    | 831 948   | 342 383                               | 733 810                    | 82 866                                  |
| 天 津 Tianjin          | 102 982             | 91 621                     | 99 207  | 27 356                                | 87 942                     | 7 758                                   |
| 河 北 Hebei            | 62 475              | 65 758                     | 61 374  | 12 021                                | 64 606                     | 8 917                                   |
| 山 西 Shanxi           | 49 897              | 44 975                     | 48 411  | 18 950                                | 43 440                     | 7 947                                   |
| 内 蒙 古 Inner Mongolia | 27 354              | 27 487                     | 26 568  | 10 833                                | 26 710                     | 2 755                                   |
| 辽 宁 Liaoning         | 197 151             | 186 857                    | 194 499   | 57 776                                | 184 362                    | 18 882                                  |
| 吉 林 Jilin            | 81 197              | 77 013                     | 79 668  | 22 676                                | 75 560                     | 5 426                                   |
| 黑 龙 江 Heilongjiang   | 58 091              | 53 876                     | 51 816  | 20 698                                | 47 840                     | 5 849                                   |
| 上 海 Shanghai         | 385 227             | 352 792                    | 378 913   | 90 387                                | 346 624                    | 22 648                                  |
| 江 苏 Jiangsu          | 200 764             | 197 806                    | 198 445   | 61 095                                | 195 561                    | 23 454                                  |
| 浙 江 Zhejiang         | 58 513              | 53 745                     | 57 134  | 19 078                                | 52 377                     | 4 876                                   |
| 安 徽 Anhui            | 49 763              | 51 127                     | 48 931  | 17 321                                | 50 072                     | 5 277                                   |
| 福 建 Fujian           | 22 845              | 22 142                     | 21 553  | 9 073                                 | 20 876                     | 837                                     |
| 江 西 Jiangxi          | 38 197              | 32 464                     | 37 655  | 14 796                                | 31 924                     | 2 859                                   |
| 山 东 Shandong         | 105 436             | 107 489                    | 101 481   | 25 864                                | 103 336                    | 11 444                                  |
| 河 南 Henan            | 80 033              | 72 689                     | 78 548  | 22 552                                | 71 204                     | 7 078                                   |
| 湖 北 Hubei            | 150 102             | 134 999                    | 148 207   | 45 665                                | 133 087                    | 9 483                                   |
| 湖 南 Hunan            | 96 976              | 97 938                     | 96 269  | 16 088                                | 97 189                     | 6 104                                   |
| 广 东 Guangdong        | 175 682             | 173 430                    | 171 520   | 40 321                                | 169 370                    | 16 807                                  |
| 广 西 Guangxi          | 47 590              | 44 803                     | 46 199  | 10 792                                | 43 397                     | 3 703                                   |
| 海 南 Hainan           | 7 142               | 6 742                      | 6 775   | 3 308                                 | 6 422                      | 902                                     |
| 四 川 Sichuan          | 292 509             | 311 373                    | 288 897   | 148 394                               | 307 776                    | 65 714                                  |
| 贵 州 Guizhou          | 14 286              | 15 223                     | 13 655  | 9 989                                 | 14 585                     | 1 658                                   |
| 云 南 Yunnan           | 50 095              | 48 672                     | 48 787  | 19 811                                | 47 406                     | 8 079                                   |
| 西 藏 Tibet            | 1 485               | 1 508                      | 1 206   | 1 188                                 | 1 228                      | 102                                     |
| 陕 西 Shaanxi          | 193 026             | 185 407                    | 191 808   | 93 175                                | 184 052                    | 21 379                                  |
| 甘 肃 Gansu            | 48 471              | 49 178                     | 46 672  | 17 646                                | 47 435                     | 2 316                                   |
| 青 海 Qinghai          | 6 225               | 6 355                      | 5 896   | 3 916                                 | 6 043                      | 206                                     |
| 宁 夏 Ningxia          | 8 138               | 7 728                      | 7 696   | 2 708                                 | 7 294                      | 408                                     |
| 新 疆 Xinjiang         | 17 376              | 16 688                     | 16 349  | 8 848                                 | 15 777                     | 1 860                                   |

TOTAL FUNDS AND TOTAL EXPENDITURES OF STATE-OWNED RESEARCH AND  
DEVELOPMENT INSTITUTIONS (1993)

(10 000 yuan)

| 社会、人文科学技术领域<br>Personnel in Social Sciences and Humanities |                                       |                            |   | 科技情报和文献机构<br>Personnel in Scientific-Technical<br>and Literature Institutions |                                       |                            |   |
|--|---------------------------------------|----------------------------|---|---|---------------------------------------|----------------------------|---|
| 经费收入<br>总额<br>Funds  | #政府拨款<br>Government<br>Appropriations | 经费支出<br>总额<br>Expenditures | #基本建设支出<br>Government<br>Appropriations | 经费收入<br>总额<br>Funds   | #政府拨款<br>Government<br>Appropriations | 经费支出<br>总额<br>Expenditures | #基本建设支出<br>Government<br>Appropriations |
| 38 268   | 34 805                                | 36 887                     | 7 546                                   | 58 638  | 37 721                                | 56 273                     | 3 240                                   |
| 10 623   | 9 740                                 | 9 335                      | 741                                     | 31 393  | 19 673                                | 29 436                     | 1 869                                   |
| 1 324  | 1 210                                 | 1 308                      | 576                                     | 2 451   | 1 967                                 | 2 371                      | 104                                     |
| 570  | 570                                   | 612                        | 228                                     | 531   | 350                                   | 540                        | 5                                       |
| 1 075  | 794                                   | 1 119                      | 33                                      | 411   | 349                                   | 416                        | 2                                       |
| 386  | 356                                   | 384                        |   | 400   | 389                                   | 393                        |   |
| 960  | 947                                   | 873                        |   | 1 692   | 952                                   | 1 622                      |   |
| 1 080  | 978                                   | 1 055                      |   | 449   | 383                                   | 398                        |   |
| 5 632  | 5 556                                 | 5 519                      | 4 505                                   | 643   | 495                                   | 517                        |   |
| 2 887  | 2 459                                 | 2 591                      | 238                                     | 3 427   | 2 590                                 | 3 577                      |   |
| 822  | 811                                   | 927                        |   | 1 497   | 649                                   | 1 318                      | 98                                      |
| 603  | 537                                   | 593                        | 114                                     | 776   | 495                                   | 775                        |   |
| 405  | 351                                   | 627                        | 240                                     | 427   | 290                                   | 428                        | 3                                       |
| 502  | 500                                   | 521                        | 18                                      | 790   | 597                                   | 745                        | 7                                       |
| 193  | 193                                   | 194                        |   | 349   | 269                                   | 346                        | 3                                       |
| 1 373  | 1 362                                 | 1 530                      | 630                                     | 2 582   | 1 032                                 | 2 623                      | 185                                     |
| 924  | 823                                   | 954                        |   | 561   | 367                                   | 531                        | 15                                      |
| 803  | 798                                   | 855                        | 132                                     | 1 092   | 772                                   | 1 057                      | 116                                     |
| 240  | 223                                   | 260                        |   | 467   | 301                                   | 489                        | 92                                      |
| 1 959  | 1 413                                 | 1 803                      | 35                                      | 2 203   | 917                                   | 2 257                      | 86                                      |
| 334  | 316                                   | 337                        |   | 1 057   | 408                                   | 1 069                      | 35                                      |
| 37   | 37                                    | 41                         |   | 330   | 316                                   | 279                        | 41                                      |
| 1 415  | 1 276                                 | 1 429                      |   | 2 197   | 1 849                                 | 2 168                      | 412                                     |
| 308  | 308                                   | 312                        | 41                                      | 323   | 227                                   | 326                        | 10                                      |
| 700  | 636                                   | 687                        |   | 608   | 419                                   | 579                        |   |
| 214  | 214                                   | 215                        |   | 65  | 65                                    | 65                         |   |
| 508  | 444                                   | 538                        |   | 711   | 581                                   | 816                        | 138                                     |
| 1 214  | 903                                   | 1 211                      |   | 585   | 524                                   | 532                        |   |
| 263  | 263                                   | 245                        |   | 66  | 59                                    | 67                         |   |
| 243  | 234                                   | 241                        |   | 199   | 148                                   | 193                        |   |
| 671  | 553                                   | 571                        | 15                                      | 356   | 288                                   | 340                        | 19                                      |

## 18-46 中国科协系统科技活动情况 (1993年)

| 项 目                | Item   | 科协合计                                    |                            |
|--------------------|--|---|----------------------------|
|                    |  | All Science and Technology Associations | 中国科协 National Associations |
| <b>机构数</b>         | <b>(个) Number of Associations or Learned Societies</b>               | <b>369</b>                              | <b>1</b>                   |
| 直属单位               | Enterprises and Non-profit Organizations                             | 1 054                                   | 20                         |
| 咨询机构               | Attached to Associations or Learned Societies<br>Consulting Agencies | 330                                     | 1                          |
| 院校                 | Universities and Colleges  | 116                                     | 1                          |
| <b>人员数</b>         | <b>(人) Personnel</b>   | <b>19 870</b>                           | <b>1 114</b>               |
| 机关                 | Associations   | 7 188                                   | 195                        |
| 科学家与工程师            | Scientists and Engineers   | 3 217                                   | 144                        |
| 直属单位               | Enterprises and Non-profit Organizations                             | 12 762                                  | 919                        |
| 咨询机构               | Attached to Associations or Learned Societies<br>Consulting Agencies | 2 269                                   | 32                         |
| 院校                 | Universities and Colleges  | 1 181                                   | 36                         |
| 学会理事               | Members of Boards of Directors                                       |   |                            |
| 高级职称               | Senior Titles  |   |                            |
| <b>学术活动</b>        | <b>Academic Activities</b>   |   |                            |
| <b>国内学术会议</b>      | <b>Domestic Academic Meetings</b>                                    |   |                            |
| 次数 (次)             | Number   | 7 535                                   | 59                         |
| 参加人数 (人次)          | Participants   | 341 145                                 | 1 188                      |
| 交流论文数 (篇)          | Papers Exchanged   | 4 550                                   | 1 649                      |
| <b>国内举行的国际学术会议</b> | <b>International Meetings Held in China</b>                          |   |                            |
| 次数 (次)             | Number   | 603                                     | 60                         |
| 参加人数 (人次)          | Participants   | 36 065                                  | 19 797                     |
| 交流论文数 (篇)          | Papers Exchanged   | 5 050                                   | 1 649                      |
| <b>赴国外参加国际学术会议</b> | <b>Attendances at International Meetings Held Abroad</b>             |   |                            |
| 次数 (次)             | Number   | 138                                     | 78                         |
| 派出人数 (人次)          | Chinese Participants   | 728                                     | 576                        |
| 交流论文数 (篇)          | Papers Exchanged   | 231                                     | 160                        |
| <b>科学考察</b>        | <b>Scientific Investigations</b>                                     |   |                            |
| 国内次数 (次)           | Number of Domestic Investigations                                    | 1 369                                   | 2                          |
| 国内参加人数 (人次)        | Participants   | 12 358                                  | 4                          |
| 国际次数 (次)           | Times of International Investigations                                | 674                                     | 144                        |
| 国际参加人数 (人次)        | Participants   | 4 571                                   | 1 971                      |
| <b>科技培训</b>        | <b>Training Program Participants</b>                                 |   |                            |
| 院校培训人数 (人次)        | Universities and Colleges  | 68 100                                  |                            |
| 培训班培训人数 (人次)       | Training Classes   | 2 052 057                               | 154 776                    |
| 外派研修生人数 (人)        | Trainees Sent Abroad   | 1 295                                   | 529                        |
| <b>科普活动</b>        | <b>Promoting Science Activities</b>                                  |   |                            |
| 讲座次数 (次)           | Lectures   | 15 046                                  | 1                          |
| 参加人数 (人次)          | Participants   | 3 435 344                               | 200                        |
| 展览次数 (次)           | Exhibitions  | 27 835                                  | 25                         |
| 参加人数 (人次)          | Participants   | 11 761 531                              | 888 000                    |
| <b>青少年科技竞赛</b>     | <b>Teenagers Participating in Science-Technology</b>                 |   |                            |
| 次数 (次)             | Competitions   | 1 223                                   | 3                          |
| 获奖数 (项)            | Prizes Won   | 28 074                                  | 820                        |
| <b>咨询活动</b>        | <b>Consultative Activities</b>                                       |   |                            |
| 参加咨询的科技人员数 (人次)    | Science-Technology Personnel Participants                            | 1 044 293                               | 378                        |
| 完成合同 (项)           | Consultative Contracts Completed                                     | 78 119                                  | 17                         |
| 决策咨询 (项)           | Consultation for Decision  | 4 170                                   | 2                          |
| 合同实现金额 (万元)        | Consultative Contracts Revenue (10 000 yuan)                         | 125 857                                 | 46                         |
| 上缴税金 (万元)          | Taxes Paid (10 000 yuan)   | 2 585                                   | 4                          |
| 净收入 (万元)           | Net Income (10 000 yuan)   | 1 055                                   | 86                         |
| <b>出版</b>          | <b>Publications</b>  |   |                            |
| 科技期刊总数 (种)         | Academic Journals  | 207                                     | 15                         |
| 论文集种数 (种)          | Collections of Articles  | 199                                     | 17                         |
| 发行量 (册)            | Copies Distributed (copies)  | 193 411                                 | 17 500                     |
| 科技报纸种数 (种)         | Science-Technology Newspapers  | 142                                     | 2                          |

BASIC STATISTICS FOR CHINA'S SCIENCE AND TECHNOLOGY  
ASSOCIATION SYSTEM (1993)

| 省 科 协<br>Provincial<br>Associations | 地(市)科协<br>Prefectural<br>Associations | 学会合计<br>All Learned<br>Societies | 全国性学会<br>National Learned<br>Societies | 省 学 会<br>Provincial Learned<br>Societies |
|-------------------------------------|---------------------------------------|----------------------------------|--|--|
| 30                                  | 338                                   | 3 320                            | 160                                    | 3 160                                    |
| 229                                 | 805                                   | 2 098                            | 101                                    | 1 997                                    |
| 32                                  | 297                                   | 629                              | 36                                     | 593                                      |
| 21                                  | 94                                    | 158                              | 10                                     | 148                                      |
| 6 762                               | 11 994                                |                                  |  |  |
| 1 593                               | 5 320                                 |                                  |  |  |
| 690                                 | 2 383                                 |                                  |  |  |
| 5 169                               | 6 674                                 |                                  |  |  |
| 504                                 | 1 733                                 |                                  |  |  |
| 407                                 | 738                                   |                                  |  |  |
|                                     |                                       | 159 836                          | 16 944                                 | 142 892                                  |
|                                     |                                       | 107 786                          | 14 372                                 | 93 414                                   |
| 198                                 | 7 278                                 | 18 295                           | 2 163                                  | 16 132                                   |
| 18 177                              | 321 780                               | 1 253 681                        | 194 522                                | 1 059 159                                |
| 1 481                               | 1 420                                 | 35 489                           | 20 430                                 | 15 059                                   |
| 41                                  | 502                                   | 1 542                            | 251                                    | 1 291                                    |
| 7 253                               | 9 021                                 | 58 393                           | 5 542                                  | 52 851                                   |
| 1 481                               | 1 920                                 | 35 489                           | 20 430                                 | 15 059                                   |
| 18                                  | 42                                    | 1 032                            | 276                                    | 756                                      |
| 60                                  | 92                                    | 3 528                            | 1 848                                  | 1 680                                    |
| 35                                  | 36                                    | 2 850                            | 1 327                                  | 1 523                                    |
| 86                                  | 1 281                                 | 2 683                            | 123                                    | 2 560                                    |
| 2 558                               | 9 796                                 | 31 128                           | 2 030                                  | 29 098                                   |
| 125                                 | 405                                   | 1 078                            | 150                                    | 928                                      |
| 795                                 | 1 805                                 | 4 481                            | 844                                    | 3 637                                    |
| 29 723                              | 38 377                                | 29 753                           | 2 122                                  | 27 631                                   |
| 172 376                             | 1 724 905                             | 1 331 165                        | 122 877                                | 1 208 288                                |
| 440                                 | 326                                   | 435                              | 118                                    | 317                                      |
| 673                                 | 14 372                                | 14 179                           | 2 443                                  | 11 736                                   |
| 224 056                             | 3 211 088                             | 4 075 145                        | 494 486                                | 3 580 659                                |
| 356                                 | 27 454                                | 3 185                            | 56                                     | 3 129                                    |
| 3 294 923                           | 7 578 608                             | 5 888 898                        | 830 895                                | 5 058 003                                |
| 235                                 | 985                                   | 996                              | 33                                     | 963                                      |
| 9 273                               | 17 981                                | 601 885                          | 565 704                                | 36 181                                   |
| 353 144                             | 690 771                               | 200 781                          | 2 045                                  | 198 736                                  |
| 14 778                              | 63 324                                | 12 981                           | 412                                    | 12 569                                   |
| 880                                 | 3 288                                 | 1 330                            | 41                                     | 1 289                                    |
| 4 808                               | 77 727                                | 28 313                           | 835                                    | 27 478                                   |
| 1 093                               | 1 488                                 | 351                              | 8                                      | 343                                      |
| 227                                 | 742                                   | 924                              | 149                                    | 775                                      |
| 67                                  | 125                                   | 1 999                            | 559                                    | 1 440                                    |
| 50                                  | 132                                   | 2 098                            | 499                                    | 1 599                                    |
| 39 850                              | 136 061                               | 1 154 305                        | 230 868                                | 923 437                                  |
| 37                                  | 103                                   | 201                              | 31                                     | 170                                      |

18-47 大中型工业企业技术开发机构基本情况  
 BASIC STATISTICS OF TECHNICAL DEVELOPMENT INSTITUTIONS  
 OF LARGE AND MEDIUM INDUSTRIAL ENTERPRISES

| 指 标            | Item   | 1990   | 1991   | 1992   | 1993   |
|----------------|--|--------|--------|--------|--------|
| 有技术开发机构的企业(个)  | Enterprises Having Technical Development Institutions  | 7 289  | 7 899  | 8 576  | 9 503  |
| 占全部企业的比重 (%)   | Percentage to Total Enterprises                        | 54.33  | 52.86  | 50.47  | 50.92  |
| 技术开发机构数 (个)    | Technical Development Institutions                     | 8 116  | 8 792  | 9 432  | 10 477 |
| 企业技术开发人员总计(万人) | Technical Development Personnel in Enterprises         | 77.1   | 82.9   | 88.6   | 92.1   |
|                | (10 000 person)  |        |        |        |        |
| #科学家和工程师       | Scientists and Engineers                               | 31.4   | 33.4   | 37.3   | 41.4   |
| 技术开发机构中的人数(万人) | Personnel in Technical Development Institutions        | 33.3   | 35.1   | 37.9   | 40.5   |
|                | (10 000 person)  |        |        |        |        |
| #科学家和工程师       | Scientists and Engineers                               | 14.8   | 16.0   | 18.0   | 22.0   |
| 技术开发经费筹集额(亿元)  | Funds of Technical Development (100 000 000 yuan)      | 146.0  | 193.1  | 253.1  | 298.1  |
| #上级拨款          | Appropriations from Higher Authorities                 | 11.0   | 13.6   | 17.3   | 18.9   |
| #企业自筹          | Private Funds  | 87.0   | 121.6  | 162.5  | 203.3  |
| 技术开发经费支出额(亿元)  | Expenditures of Technical Development(100 000 000yuan) | 133.1  | 166.0  | 214.3  | 248.6  |
| #开发新产品用款       | NewProduct Development Expenditures                    | 52.7   | 71.4   | 87.3   | 96.1   |
| 技术开发经费支出占      | Technical Development Funds as Percentage of Sales     |        |        |        |        |
| 产品销售收入         | (%) Revenue  | 1.38   | 1.39   | 1.41   | 1.39   |
| 技术开发项目数        | (项)Number of Projects                                  | 39 438 | 42 213 | 45 328 | 46 505 |
| #上级计划          | Planned by Higher Authorities                          | 16 701 | 17 587 | 16 323 | 15 006 |
| #企业自选          | Self-selected by Enterprises                           | 19 973 | 22 026 | 26 566 | 29 016 |
| #新产品项目         | New Product Projects                                   | 17 512 | 19 376 | 22 671 | 24 523 |
| 项目当年投资         | (亿元)Investment in Projects in 1993 (100 000 000 yuan)  | 77.5   | 91.5   | 117.6  | 191.6  |
| 已完成项目          | (项)Projects Completed                                  | 20 375 | 22 534 | 23 362 | 26 605 |
| 已投产(使用)项目      | (项)Projects entering Production or Other Uses          | 18 188 | 19 888 | 23 176 | 25 019 |

## 18-48 国有企事业单位专业技术人员数

## SCIENTIFIC AND TECHNICAL PERSONNEL IN STATE-OWNED UNITS BY YEAR

单位: 人

## AND REGION

(persons)

| 年份和地区<br>Year and Region | 合计<br>Total | 工程技<br>术人员<br>Engineering | 农业技<br>术人员<br>Agriculture | 卫生技<br>术人员<br>Health Care | 科学研<br>究人员<br>Scientific<br>Research | 教学人员<br>Teaching |
|--------------------------|-------------|---------------------------|---------------------------|---------------------------|--------------------------------------|------------------|
| 1978. 6. 30              | 4 345 000   | 1 571 000                 | 294 000                   | 1 276 000                 | 310 000                              | 894 000          |
| 1980                     | 5 276 000   | 1 862 000                 | 311 000                   | 1 530 000                 | 323 000                              | 1 250 000        |
| 1985                     | 7 817 000   | 3 404 000                 | 451 000                   | 2 161 000                 | 336 000                              | 1 465 000        |
| 1990                     | 10 808 572  | 5 100 773                 | 550 954                   | 2 719 864                 | 291 314                              | 2 145 667        |
| 1991                     | 17 168 413  | 5 024 000                 | 463 050                   | 2 757 993                 | 341 934                              | 8 581 436        |
| 1992                     | 17 596 532  | 5 204 950                 | 476 853                   | 2 827 599                 | 337 146                              | 8 749 984        |
| 1993                     | 18 124 140  | 5 363 632                 | 496 279                   | 2 916 255                 | 333 851                              | 9 014 123        |
| 北京 Beijing               | 715 475     | 319 437                   | 5 860                     | 105 709                   | 74 196                               | 210 273          |
| 天津 Tianjin               | 383 782     | 159 133                   | 2 393                     | 66 711                    | 12 393                               | 143 152          |
| 河北 Hebei                 | 801 613     | 207 734                   | 18 041                    | 118 889                   | 8 775                                | 448 174          |
| 山西 Shanxi                | 549 505     | 165 348                   | 12 438                    | 85 726                    | 6 075                                | 279 918          |
| 内蒙古 Inner Mongolia       | 400 715     | 108 915                   | 18 751                    | 62 071                    | 3 061                                | 207 917          |
| 辽宁 Liaoning              | 1 075 271   | 407 598                   | 21 564                    | 184 951                   | 17 562                               | 443 596          |
| 吉林 Jilin                 | 604 937     | 180 536                   | 17 224                    | 96 814                    | 10 361                               | 300 002          |
| 黑龙江 Heilongjiang         | 834 175     | 276 131                   | 30 651                    | 142 539                   | 7 676                                | 377 178          |
| 上海 Shanghai              | 579 970     | 266 861                   | 3 976                     | 93 233                    | 21 996                               | 193 904          |
| 江苏 Jiangsu               | 1 037 724   | 352 651                   | 19 385                    | 157 398                   | 21 859                               | 486 431          |
| 浙江 Zhejiang              | 555 803     | 148 221                   | 13 031                    | 93 646                    | 7 402                                | 293 503          |
| 安徽 Anhui                 | 599 495     | 147 127                   | 17 500                    | 85 525                    | 7 280                                | 342 063          |
| 福建 Fujian                | 438 049     | 106 911                   | 13 208                    | 47 059                    | 3 841                                | 267 030          |
| 江西 Jiangxi               | 502 746     | 119 016                   | 13 754                    | 85 751                    | 3 691                                | 280 534          |
| 山东 Shandong              | 1 108 830   | 302 201                   | 34 768                    | 187 084                   | 10 767                               | 574 010          |
| 河南 Henan                 | 863 528     | 206 215                   | 21 992                    | 143 793                   | 11 866                               | 479 662          |
| 湖北 Hubei                 | 927 540     | 255 823                   | 23 639                    | 184 384                   | 15 137                               | 448 557          |
| 湖南 Hunan                 | 778 305     | 191 512                   | 19 535                    | 118 356                   | 11 534                               | 437 368          |
| 广东 Guangdong             | 850 231     | 240 299                   | 15 394                    | 133 022                   | 10 160                               | 451 356          |
| 广西 Guangxi               | 563 083     | 129 154                   | 19 483                    | 93 227                    | 4 418                                | 316 801          |
| 海南 Hainan                | 92 592      | 16 765                    | 3 143                     | 16 321                    | 914                                  | 55 449           |
| 四川 Sichuan               | 1 387 209   | 379 637                   | 38 256                    | 212 134                   | 22 461                               | 734 721          |
| 贵州 Guizhou               | 397 193     | 99 735                    | 19 764                    | 61 835                    | 3 385                                | 212 474          |
| 云南 Yunnan                | 520 287     | 114 706                   | 27 274                    | 87 174                    | 6 175                                | 284 958          |
| 西藏 Tibet                 | 23 426      | 4 013                     | 1 532                     | 6 892                     | 456                                  | 10 533           |
| 陕西 Shaanxi               | 573 947     | 200 708                   | 15 823                    | 83 932                    | 15 008                               | 258 476          |
| 甘肃 Gansu                 | 344 441     | 101 488                   | 12 373                    | 51 931                    | 7 819                                | 170 830          |
| 青海 Qinghai               | 97 821      | 27 583                    | 4 777                     | 17 536                    | 1 479                                | 46 446           |
| 宁夏 Ningxia               | 105 374     | 28 069                    | 6 082                     | 17 235                    | 1 014                                | 52 974           |
| 新疆 Xinjiang              | 411 073     | 100 105                   | 24 668                    | 75 377                    | 5 090                                | 205 833          |

18-49 全国技术市场成交额  
TRANSACTION VALUE IN TECHNICAL MARKET BY REGION

单位: 万元

(10 000 yuan)

| 地 区 Region           | 1988年   | 1989年   | 1990年   | 1991年   | 1992年     | 1993年     |
|----------------------|---------|---------|---------|---------|-----------|-----------|
| 全 国 National         | 724 881 | 814 639 | 750 969 | 948 054 | 1 508 895 | 2 075 508 |
| 北 京 Beijing          | 221 912 | 278 856 | 202 697 | 224 344 | 313 066   | 235 497   |
| 天 津 Tianjin          | 28 519  | 29 275  | 29 938  | 34 260  | 50 656    | 63 044    |
| 河 北 Hebei            | 10 306  | 9 569   | 19 699  | 27 190  | 38 305    | 67 153    |
| 山 西 Shanxi           | 16 055  | 7 640   | 8 300   | 11 118  | 8 657     | 37 905    |
| 内 蒙 古 Inner Mongolia | 589     | 3 440   | 2 049   | 3 075   | 5 337     | 22 306    |
| 辽 宁 Liaoning         | 83 871  | 81 586  | 76 025  | 96 707  | 131 726   | 161 988   |
| 吉 林 Jilin            | 13 113  | 12 051  | 12 196  | 22 687  | 43 174    | 57 236    |
| 黑 龙 江 Heilongjiang   | 22 171  | 23 032  | 18 624  | 33 774  | 54 055    | 75 903    |
| 上 海 Shanghai         | 66 276  | 60 678  | 51 500  | 93 311  | 152 458   | 154 427   |
| 江 苏 Jiangsu          | 42 647  | 41 820  | 34 481  | 47 895  | 72 260    | 161 456   |
| 浙 江 Zhejiang         | 9 227   | 11 787  | 13 623  | 16 236  | 30 830    | 86 663    |
| 安 徽 Anhui            | 1 847   | 3 547   | 3 854   | 6 997   | 27 636    | 22 446    |
| 福 建 Fujian           | 2 070   | 3 749   | 4 354   | 6 485   | 13 545    | 33 324    |
| 江 西 Jiangxi          | 4 567   | 3 942   | 6 721   | 8 907   | 12 271    | 24 905    |
| 山 东 Shandong         | 37 260  | 41 640  | 43 099  | 47 621  | 82 955    | 138 207   |
| 河 南 Henan            | 22 947  | 36 904  | 36 396  | 48 231  | 70 750    | 84 098    |
| 湖 北 Hubei            | 26 775  | 26 763  | 45 168  | 30 447  | 57 661    | 70 550    |
| 湖 南 Hunan            | 32 900  | 32 700  | 24 530  | 42 871  | 50 211    | 77 132    |
| 广 东 Guangdong        | 19 735  | 13 957  | 20 261  | 32 081  | 63 934    | 180 802   |
| 广 西 Guangxi          | 2 741   | 2 845   | 3 419   | 4 208   | 6 305     | 23 986    |
| 海 南 Hainan           |         |         | 95      | 505     | 738       | 44 562    |
| 四 川 Sichuan          | 33 644  | 69 428  | 60 671  | 72 110  | 145 103   | 125 283   |
| 贵 州 Guizhou          | 2 102   |         |         |         |           | 11 243    |
| 云 南 Yunnan           | 4 105   | 4 878   | 10 243  | 8 137   | 12 082    | 26 353    |
| 西 藏 Tibet            | 495     |         |         |         |           | 962       |
| 陕 西 Shaanxi          | 12 033  | 11 041  | 18 561  | 24 443  | 36 166    | 34 789    |
| 甘 肃 Gansu            | 2 273   | 1 017   | 1 397   | 1 589   | 21 175    | 27 091    |
| 青 海 Qinghai          | 347     | 440     | 345     | 361     | 1 157     | 3 428     |
| 宁 夏 Ningxia          | 2 555   | 599     | 927     | 422     | 1 160     | 2 938     |
| 新 疆 Xinjiang         | 1 799   | 1 455   | 1 796   | 2 042   | 5 522     | 20 731    |

18-50 测绘部门生产完成情况 (1993年)  
 STATISTICS ON PROJECTS COMPLETED BY SURVEYING AND  
 MAPPING DEPARTMENTS BY REGION (1993)

| 地区 Region          | 大地测量 Geodesy                            |   | 测图<br>合计<br>(幅)<br>Mapping | 1:5 000-<br>1:10 000 |         | 地图<br>印刷<br>(色令)<br>Map<br>Printing<br>(color ream) |
|--------------------|---|---|----------------------------|----------------------|---------|---|
|                    | 三角测量<br>(点)<br>Triangulation<br>(point) | 水准测量<br>(公里)<br>Leveling<br>(kilometer) |                            |                      |         |   |
| 全国 National        | 176                                     | 21 818                                  | 42 385                     | 42 039               | 162 189 |   |
| 北京 Beijing         | 8                                       | 306                                     | 885                        | 885                  | 5 975   |   |
| 天津 Tianjin         |   | 1 928                                   | 1 762                      | 1 762                | 2 320   |   |
| 河北 Hebei           |   | 1 448                                   | 1 586                      | 1 586                | 1 347   |   |
| 山西 Shanxi          |   | 33                                      | 837                        | 837                  | 2 606   |   |
| 内蒙古 Inner Mongolia |   | 1 129                                   | 561                        | 561                  | 1 065   |   |
| 辽宁 Liaoning        |   | 170                                     | 1 251                      | 1 251                | 3 302   |   |
| 吉林 Jilin           |   |   | 2 549                      | 2 549                | 810     |   |
| 黑龙江 Heilongjiang   |   | 2 656                                   | 2 904                      | 2 847                | 2 791   |   |
| 上海 Shanghai        |   |   |                            |                      |         |   |
| 江苏 Jiangsu         |   | 1 709                                   | 2 450                      | 2 450                | 8 744   |   |
| 浙江 Zhejiang        | 9                                       | 874                                     | 1 057                      | 1 057                | 11 309  |   |
| 安徽 Anhui           |   | 50                                      | 1 404                      | 1 404                | 1 244   |   |
| 福建 Fujian          |   |   | 2 192                      | 2 192                | 3 038   |   |
| 江西 Jiangxi         |   |   | 497                        | 497                  |         |   |
| 山东 Shandong        | 10                                      |   | 1 293                      | 1 293                | 9 645   |   |
| 河南 Henan           |   | 903                                     | 1 108                      | 1 108                | 8 282   |   |
| 湖北 Hubei           |   |   | 21                         | 21                   |         |   |
| 湖南 Hunan           |   | 1 226                                   | 2 351                      | 2 351                | 7 515   |   |
| 广东 Guangdong       |   | 1 593                                   | 3 913                      | 3 913                | 30 759  |   |
| 广西 Guangxi         |   | 1 029                                   | 2 806                      | 2 806                | 3 151   |   |
| 海南 Hainan          |   | 332                                     |                            |                      |         |   |
| 四川 Sichuan         |   | 1 523                                   | 4 528                      | 4 440                | 35 004  |   |
| 贵州 Guizhou         | 88                                      |   | 254                        | 254                  | 20      |   |
| 云南 Yunnan          |   | 1 013                                   | 241                        | 220                  | 4 017   |   |
| 西藏 Tibet           |   |   |                            |                      |         |   |
| 陕西 Shaanxi         |   | 1 980                                   | 4 065                      | 3 939                | 16 855  |   |
| 甘肃 Gansu           |   | 380                                     | 405                        | 405                  | 172     |   |
| 青海 Qinghai         |   |   | 888                        | 888                  | 24      |   |
| 宁夏 Ningxia         | 12                                      | 104                                     | 167                        | 167                  |         |   |
| 新疆 Xinjiang        | 49                                      | 1 432                                   | 410                        | 356                  | 2 194   |   |



18-51 各地区测绘资料提供情况 (1993年)  
 STATISTICS ON OUTPUT OF SURVEYING  
 AND MAPPING MATERIALS BY REGION (1993)

| 地区 Region  | 地形图<br>(张)<br>Topographic<br>Maps | 图 计                 |                                   | 航空照片<br>(片)<br>Aerial<br>Photo-<br>graphy | 大地成果<br>(点)<br>Geological<br>Control<br>(point) | 1:100万以下<br>交通图和挂图<br>(张)<br>Road Maps and<br>Wall Maps<br>(scale less than<br>1:1 000 000) |
|--|-----------------------------------|---------------------|-----------------------------------|---|---|---|
|  |                                   | 1:10 000<br>(scale) | 1:25 000-<br>1:100 000<br>(scale) |   |   |   |
| 全 国 National   | 1 300 563                         | 199 815             | 104 754                           | 68 129                                    | 53 951  | 177 336   |
| 北 京 Beijing  | 86 602                            | 11 333              | 1 538                             | 373                                       | 3 333   | 14 988  |
| 天 津 Tianjin  | 17 696                            | 2 903               | 263                               |   | 8 427   | 7 996   |
| 河 北 Hebei  | 6 206                             | 2 652               | 2 388                             | 169                                       | 666   | 1 243   |
| 山 西 Shanxi   | 9 695                             | 5 150               | 3 984                             | 573                                       | 966   | 4 283   |
| 内 蒙 古 Inner Mongolia   | 5 369                             | 189                 | 3 266                             | 37  | 2 004   | 358   |
| 辽 宁 Liaoning   | 5 742                             | 2 817               | 1 778                             | 667                                       | 2 190   | 26 854  |
| 吉 林 Jilin  | 6 854                             | 2 658               | 2 437                             | 624                                       | 729   | 938   |
| 黑 龙 江 Heilongjiang   | 12 516                            | 1 680               | 7 682                             | 163                                       | 1 756   | 6 395   |
| 上 海 Shanghai   | 850 092                           | 3 873               | 155                               | 260                                       | 10 243  | 2 931   |
| 江 苏 Jiangsu  | 16 890                            | 10 972              | 4 460                             | 10  | 538   | 2 479   |
| 浙 江 Zhejiang   | 6 373                             | 4 204               | 1 638                             | 4 420                                     | 715   | 4 235   |
| 安 徽 Anhui  | 7 903                             | 6 530               | 1 148                             | 2 205                                     | 1 812   | 1 800   |
| 福 建 Fujian   | 10 494                            | 7 071               | 2 402                             | 2 959                                     | 570   | 105   |
| 江 西 Jiangxi  | 8 288                             | 4 627               | 3 481                             | 114                                       | 522   | 529   |
| 山 东 Shandong   | 16 621                            | 12 495              | 1 832                             | 12 934                                    | 1 521   | 381   |
| 河 南 Henan  | 5 882                             | 1 956               | 3 170                             | 1 342                                     | 513   | 3 507   |
| 湖 北 Hubei  | 4 475                             | 1 689               | 1 923                             | 733                                       | 411   | 20 310  |
| 湖 南 Hunan  | 28 300                            | 27 118              | 923                               | 1 929                                     |   | 559   |
| 广 东 Guangdong  | 25 618                            | 18 276              | 4 530                             | 4 689                                     | 2 630   | 1 426   |
| 广 西 Guangxi  | 14 481                            | 9 176               | 3 145                             | 3 677                                     | 319   | 4 493   |
| 海 南 Hainan   | 15 633                            | 9 900               | 992                               | 1 356                                     | 243   | 1 165   |
| 四 川 Sichuan  | 16 233                            | 8 250               | 4 179                             | 9 417                                     | 2 024   | 2 323   |
| 贵 州 Guizhou  | 16 183                            | 13 737              | 1 475                             | 7 794                                     | 338   | 1 338   |
| 云 南 Yunnan   | 12 881                            | 2 602               | 7 463                             | 2 900                                     | 2 699   | 5 609   |
| 西 藏 Tibet  | 1 528                             | 122                 | 183                               |   | 215   | 29 794  |
| 陕 西 Shaanxi  | 7 105                             | 3 117               | 2 860                             |   | 622   |   |
| 甘 肃 Gansu  | 17 620                            | 13 905              | 2 972                             | 5 706                                     | 414   | 9 580   |
| 青 海 Qinghai  | 6 900                             | 3 215               | 1 089                             | 3 009                                     | 436   | 6 050   |
| 宁 夏 Ningxia  | 7 562                             | 6 085               | 1 059                             | 69  |   | 1 502   |
| 新 疆 Xinjiang   | 7 304                             | 1 513               | 3 318                             |   | 713   | 1 592   |
| 测绘资料中心 Surveying<br>and Mapping Material<br>Information Center | 45 517                            |                     | 27 021                            |   | 6 382   | 12 573  |

## 18-52 气象台站数和卫星云图接收、使用情况 (1993年)

## METEOROLOGICAL OBSERVATORIES, STATIONS AND THE RECEPTION AND USE OF SATELLITE CLOUD IMAGES (1993)

| 地区和单位<br>Region, City and Units                          | 气象台站数<br>(个)<br>Meteorological<br>Observatories<br>and<br>Stations | 气象台站                                   |                                   |    | 独立农<br>区气象<br>试验站<br>Independent Agro-<br>logical Ex-<br>perimental<br>Stations | 卫星云<br>图接收<br>站点数<br>(个)<br>Stations<br>and Sub-<br>stations<br>Receiving<br>Satellite<br>Cloud<br>Images | #极轨<br>卫星<br>Polar<br>Orbit-<br>ing Me-<br>teoro-<br>logical<br>Satel-<br>lites | #同步<br>卫星<br>Geo-<br>station-<br>ary Me-<br>teoro-<br>logical<br>Satel-<br>lites | 使用卫星<br>云图资料<br>单位数<br>(个)<br>Number of<br>Units<br>Using<br>Satellite<br>Cloud<br>Images |
|--|--|--|-----------------------------------|----|---|---|---|--|---|
|  |  | 气象台<br>Meteorological<br>Observatories | 气象站<br>Meteorological<br>Stations |    |   |   |   |  |   |
| 全 国 National   | 2 590  | 334                                    | 2 196                             | 60 | 108   | 58  | 77  | 142  |   |
| 北 京 Beijing  | 23   | 1                                      | 22                                |    | 1   |   | 1   | 3  |   |
| 天 津 Tianjin  | 16   | 2                                      | 14                                |    | 1   | 1   | 1   |  |   |
| 河 北 Hebei  | 147  | 12                                     | 135                               |    | 3   | 1   | 3   | 3  |   |
| 山 西 Shanxi   | 116  | 11                                     | 105                               |    | 2   | 1   | 2   | 2  |   |
| 内 蒙 古 Inner Mongolia                                     | 128  | 12                                     | 110                               | 6  | 4   | 4   | 1   | 7  |   |
| 辽 宁 Liaoning   | 62   | 14                                     | 45                                | 3  | 5   | 2   | 4   | 5  |   |
| 吉 林 Jilin  | 64   | 8                                      | 53                                | 3  | 3   | 1   | 2   | 9  |   |
| 黑 龙 江 Heilongjiang                                       | 88   | 13                                     | 72                                | 3  | 2   | 2   | 2   | 3  |   |
| 上 海 Shanghai   | 13   | 4                                      | 9                                 |    | 1   | 1   | 1   | 2  |   |
| 江 苏 Jiangsu  | 79   | 11                                     | 66                                | 2  | 6   | 1   | 5   | 6  |   |
| 浙 江 Zhejiang   | 72   | 12                                     | 59                                | 1  | 11  | 1   | 10  | 2  |   |
| 安 徽 Anhui  | 82   | 16                                     | 65                                | 1  | 8   | 1   | 8   | 4  |   |
| 福 建 Fujian   | 73   | 12                                     | 58                                | 3  | 1   | 1   | 1   |  |   |
| 江 西 Jiangxi  | 92   | 14                                     | 77                                | 1  | 1   | 1   | 1   | 6  |   |
| 山 东 Shandong   | 119  | 14                                     | 104                               | 1  | 7   | 1   | 6   |  |   |
| 河 南 Henan  | 127  | 18                                     | 106                               | 3  | 1   | 1   | 1   | 2  |   |
| 湖 北 Hubei  | 86   | 10                                     | 74                                | 2  | 1   | 1   | 1   | 13   |   |
| 湖 南 Hunan  | 104  | 14                                     | 86                                | 4  | 1   |   | 1   | 5  |   |
| 广 东 Guangdong  | 95   | 17                                     | 77                                | 1  | 4   | 2   | 2   | 2  |   |
| 广 西 Guangxi  | 104  | 10                                     | 89                                | 5  | 5   | 4   | 2   | 2  |   |
| 海 南 Hainan   |  |  |                                   |    | 1   | 1   | 1   |  |   |
| 四 川 Sichuan  | 200  | 18                                     | 180                               | 2  | 7   | 6   | 1   | 2  |   |
| 贵 州 Guizhou  | 89   | 9                                      | 79                                | 1  | 4   | 4   | 1   |  |   |
| 云 南 Yunnan   | 136  | 18                                     | 114                               | 4  | 3   | 3   | 1   | 5  |   |
| 西 藏 Tibet  | 39   | 7                                      | 32                                |    | 2   | 2   | 2   |  |   |
| 陕 西 Shaanxi  | 104  | 10                                     | 91                                | 3  | 6   | 3   | 4   |  |   |
| 甘 肃 Gansu  | 97   | 13                                     | 80                                | 4  | 1   | 1   | 1   | 3  |   |
| 青 海 Qinghai  | 56   | 9                                      | 46                                | 1  | 2   | 2   | 2   | 1  |   |
| 宁 夏 Ningxia  | 24   | 4                                      | 19                                | 1  | 2   | 2   | 1   |  |   |
| 新 疆 Xinjiang   | 111  | 15                                     | 92                                | 4  | 3   | 3   | 2   |  |   |
| 大连市 Dalian   | 8  | 1                                      | 7                                 |    | 1   |   | 1   |  |   |
| 宁波市 Ningbo   | 9  | 1                                      | 8                                 |    | 1   |   | 1   | 3  |   |
| 青岛市 Qingdao  | 7  | 1                                      | 6                                 |    | 1   |   | 1   |  |   |
| 厦门市 Xiamen   | 2  | 1                                      | 1                                 |    | 1   |   | 1   | 2  |   |
| 重庆市 Chongqing  | 16   | 1                                      | 15                                | 1  | 1   | 1   |   |  |   |
| 国家气象<br>中心 State Meteorological Center                   | 1  | 1                                      |                                   |    |   |   |   |  |   |
| 国家卫星<br>气象中心 State Satellite Meteorological Center       |  |  |                                   |    | 3   | 2   | 1   | 50   |   |
| 气象科学<br>研究院 Meteorological Scientific Research Institute | 1  |  |                                   | 1  | 1   | 1   |   |  |   |

18-53 农气观测站和农业气象预报台站数 (1993年)  
 AGRO-METEOROLOGICAL OBSERVATION STATIONS AND FORECAST  
 OBSERVATORIES AND STATIONS (1993)

单位: 个

| 地区 和 单位<br>Region, City and Units                                    | 农 气 观 测 站 点 数<br>Agro-Meteorological Observation Stations and Sub-stations |   |   |   | 农业气象  |
|--|--|---|---|---|---|
|  | 开展农气<br>观测站数<br>Agro-Meteo-<br>rological<br>Observation<br>Stations        | 农 作 物<br>观 测 点<br>Agricultural<br>Observation<br>Points | 土 壤<br>湿 度<br>测 定 点<br>Soil Mois-<br>ture Measure-<br>ment Points | 物 候<br>观 测 点<br>Phenological<br>Observation<br>Points | 预 报 台 站<br>Agro-<br>Meteorological<br>Forecast<br>Observatories<br>and Stations |
| 全 国 National   | 1 165  | 813   | 835   | 638   | 1 115   |
| 北 京 Beijing  | 5  | 5   | 5   | 5   | 2   |
| 天 津 Tianjin  | 7  | 7   | 7   | 7   |   |
| 河 北 Hebei  | 146  | 27  | 144   | 30  | 30  |
| 山 西 Shanxi   | 35   | 31  | 35  | 31  | 31  |
| 内 蒙 古 Inner Mongolia   | 40   | 28  | 40  | 36  | 35  |
| 辽 宁 Liaoning   | 46   | 23  | 46  | 23  | 56  |
| 吉 林 Jilin  | 37   | 27  | 27  | 27  | 29  |
| 黑 龙 江 Heilongjiang   | 40   | 40  | 40  | 40  | 40  |
| 上 海 Shanghai   | 1  | 1   | 1   | 1   | 1   |
| 江 苏 Jiangsu  | 48   | 37  | 31  | 16  | 18  |
| 浙 江 Zhejiang   | 26   | 21  | 1   | 6   | 29  |
| 安 徽 Anhui  | 24   | 24  | 15  | 24  | 24  |
| 福 建 Fujian   | 33   | 16  | 1   | 23  | 29  |
| 江 西 Jiangxi  | 77   | 77  | 2   | 5   | 88  |
| 山 东 Shandong   | 57   | 18  | 18  | 16  | 106   |
| 河 南 Henan  | 119  | 43  | 119   | 30  | 101   |
| 湖 北 Hubei  | 28   | 28  | 18  | 28  | 9   |
| 湖 南 Hunan  | 27   | 27  |   | 27  | 33  |
| 广 东 Guangdong  | 25   | 25  | 1   | 25  | 91  |
| 广 西 Guangxi  | 24   | 24  | 14  | 24  | 88  |
| 海 南 Hainan   | 6  | 6   | 1   | 6   | 1   |
| 四 川 Sichuan  | 86   | 77  | 50  | 62  | 95  |
| 贵 州 Guizhou  | 18   | 18  | 3   | 18  | 9   |
| 云 南 Yunnan   | 33   | 33  | 7   | 18  | 32  |
| 西 藏 Tibet  | 4  | 4   | 4   |   | 1   |
| 陕 西 Shaanxi  | 61   | 39  | 61  | 16  | 22  |
| 甘 肃 Gansu  | 22   | 21  | 14  | 21  | 18  |
| 青 海 Qinghai  | 25   | 20  | 24  | 17  | 17  |
| 宁 夏 Ningxia  | 17   | 7   | 16  | 7   | 16  |
| 新 疆 Xinjiang   | 38   | 36  | 16  | 36  | 36  |
| 大连市 Dalian   | 2  | 2   | 2   | 2   | 5   |
| 宁波市 Ningbo   | 7  | 7   | 1   |   | 8   |
| 青岛市 Qingdao  | 6  | 1   | 6   | 1   | 7   |
| 重庆市 Chongqing  | 14   | 12  | 5   | 9   | 8   |
| 气象科学<br>研究院<br>Meteorological<br>Scientific<br>Research<br>Institute | 1  | 1   | 1   | 1   |   |

18-54 三种专利申请受理量  
THREE TYPES OF PATENT APPLICATIONS EXAMINED

单位: 项

| 指 标     | Item                                  | 1985   | 1990   | 1991   | 1992   | 1993   |
|---------|---------------------------------------|--------|--------|--------|--------|--------|
| 申请受理量合计 | Total Applications Examined           | 14 372 | 41 469 | 50 040 | 67 135 | 77 276 |
| 1. 发明   | Creations and Inventions              | 8 558  | 10 137 | 11 423 | 14 409 | 19 618 |
| 国内      | Domestic                              | 4 065  | 5 832  | 7 372  | 10 022 | 12 084 |
| 职务      | Non-independent                       | 2 545  | 2 482  | 3 053  | 3 786  | 4 108  |
| 大专院校    | Universities and Colleges             |        | 509    | 718    | 841    | 774    |
| 科研单位    | Research Institutions                 |        | 805    | 831    | 944    | 1 011  |
| 工矿企业    | Industrial and Mineral Enterprises    |        | 816    | 958    | 1 049  | 1 256  |
| 机关团体    | Government Agencies and Organizations |        | 352    | 546    | 952    | 1 116  |
| 非职务     | Independent                           | 1 520  | 3 350  | 4 319  | 6 236  | 7 976  |
| 国外      | Foreign                               | 4 493  | 4 305  | 4 051  | 4 387  | 7 534  |
| 职务      | Non-Independent                       | 4 111  | 4 018  | 3 768  | 4 021  | 6 972  |
| 非职务     | Independent                           | 382    | 287    | 283    | 366    | 562    |
| 2. 实用新型 | Utility Models                        | 5 174  | 27 615 | 33 282 | 44 369 | 47 499 |
| 国内      | Domestic                              | 5 077  | 27 488 | 33 157 | 44 198 | 47 252 |
| 职务      | Non-independent                       | 1 711  | 7 424  | 8 409  | 9 622  | 9 794  |
| 大专院校    | Universities and Colleges             |        | 811    | 975    | 978    | 926    |
| 科研单位    | Research Institutions                 |        | 1 521  | 1 476  | 1 509  | 1 510  |
| 工矿企业    | Industrial and Mineral Enterprises    |        | 3 830  | 4 172  | 4 363  | 4 533  |
| 机关团体    | Government Agencies and Organizations |        | 1 262  | 1 786  | 2 772  | 2 864  |
| 非职务     | Independent                           | 3 366  | 20 064 | 24 748 | 34 576 | 37 458 |
| 国外      | Foreign                               | 97     | 127    | 125    | 171    | 247    |
| 职务      | Non-Independent                       | 74     | 55     | 68     | 93     | 105    |
| 非职务     | Independent                           | 23     | 72     | 57     | 78     | 142    |
| 3. 外观设计 | Designs                               | 640    | 3 717  | 5 335  | 8 357  | 10 159 |
| 国内      | Domestic                              | 269    | 3 265  | 4 866  | 7 568  | 8 817  |
| 职务      | Non-independent                       | 77     | 1 713  | 2 610  | 3 992  | 4 559  |
| 大专院校    | Universities and Colleges             |        | 13     | 11     | 16     | 65     |
| 科研单位    | Research Institutions                 |        | 64     | 78     | 88     | 115    |
| 工矿企业    | Industrial and Mineral Enterprises    |        | 1 310  | 1 890  | 2 546  | 2 445  |
| 机关团体    | Government Agencies and Organizations |        | 326    | 631    | 1 342  | 1 846  |
| 非职务     | Independent                           | 192    | 1 552  | 2 256  | 3 576  | 4 258  |
| 国外      | Foreign                               | 371    | 452    | 469    | 789    | 1 342  |
| 职务      | Non-Independent                       | 325    | 418    | 411    | 671    | 1 068  |
| 非职务     | Independent                           | 46     | 34     | 58     | 118    | 274    |

注: 1985年是从4月1日开始统计的。

a) Figures for 1985 refer to period from April 1 to the end of the year.

b) 'Independent' refers to applications for patents by individuals who have developed their inventions in their spare time, using the independent of resources of their work unit. 'Non-independent' refers to the opposite.

18-55 三种专利申请批准量  
THREE TYPES OF PATENT APPLICATIONS CERTIFIED

单位: 项

| 指 标     | Item                                  | 1985 | 1990   | 1991   | 1992   | 1993   |
|---------|---------------------------------------|------|--------|--------|--------|--------|
| 批准量合计   | Total Applications Certified          | 138  | 22 588 | 24 616 | 31 475 | 62 127 |
| 1. 发明   | Creations and Inventions              | 40   | 3 838  | 4 122  | 3 966  | 6 556  |
| 国内      | Domestic                              | 38   | 1 149  | 1 311  | 1 386  | 2 634  |
| 职务      | Non-independent                       | 32   | 908    | 937    | 962    | 1 765  |
| 大专院校    | Universities and Colleges             | 18   | 326    | 295    | 308    | 506    |
| 科研单位    | Research Institutions                 | 11   | 331    | 365    | 344    | 576    |
| 工矿企业    | Industrial and Mineral Enterprises    | 3    | 206    | 217    | 224    | 432    |
| 机关团体    | Government Agencies and Organizations |      | 45     | 60     | 86     | 223    |
| 非职务     | Independent                           | 6    | 241    | 374    | 424    | 869    |
| 国外      | Foreign                               | 2    | 2 689  | 2 811  | 2 580  | 3 922  |
| 职务      | Non-Independent                       | 1    | 2 496  | 2 618  | 2 380  | 3 670  |
| 非职务     | Independent                           | 1    | 193    | 193    | 200    | 252    |
| 2. 实用新型 | Utility Models                        | 60   | 16 952 | 17 327 | 24 060 | 46 639 |
| 国内      | Domestic                              | 56   | 16 744 | 17 200 | 23 950 | 46 403 |
| 职务      | Non-independent                       | 32   | 5 100  | 5 639  | 7 144  | 11 671 |
| 大专院校    | Universities and Colleges             | 21   | 698    | 638    | 897    | 1 233  |
| 科研单位    | Research Institutions                 | 6    | 1 280  | 1 255  | 1 309  | 1 878  |
| 工矿企业    | Industrial and Mineral Enterprises    | 5    | 2 249  | 2 708  | 3 536  | 5 369  |
| 机关团体    | Government Agencies and Organizations |      | 873    | 1 038  | 1 402  | 3 269  |
| 非职务     | Independent                           | 24   | 11 644 | 11 561 | 16 806 | 34 732 |
| 国外      | Foreign                               | 4    | 208    | 127    | 110    | 236    |
| 职务      | Non-Independent                       | 3    | 132    | 62     | 53     | 129    |
| 非职务     | Independent                           | 1    | 76     | 65     | 57     | 107    |
| 3. 外观设计 | Designs                               | 38   | 1 798  | 3 167  | 3 449  | 8 932  |
| 国内      | Domestic                              | 17   | 1 411  | 2 667  | 2 975  | 7 845  |
| 职务      | Non-independent                       | 5    | 751    | 1 492  | 1 666  | 4 465  |
| 大专院校    | Universities and Colleges             |      | 7      | 16     | 9      | 35     |
| 科研单位    | Research Institutions                 | 2    | 35     | 49     | 52     | 104    |
| 工矿企业    | Industrial and Mineral Enterprises    | 3    | 598    | 1 120  | 1 157  | 2 769  |
| 机关团体    | Government Agencies and Organizations |      | 111    | 307    | 448    | 1 507  |
| 非职务     | Independent                           | 12   | 660    | 1 175  | 1 309  | 3 380  |
| 国外      | Foreign                               | 21   | 387    | 500    | 474    | 1 087  |
| 职务      | Non-Independent                       | 20   | 336    | 440    | 429    | 919    |
| 非职务     | Independent                           | 1    | 51     | 60     | 45     | 168    |

注: 1985年是从4月1日开始统计的。

a) Figures for 1985 refer to period from April 1 to the end of the year.

b) 'Independent' refers to applications for patents by individuals who have developed their inventions in their spare time, using the independent of resources of their work unit. 'Non-independent' refers to the opposite.

## 18-56 各地区三种专利申请受理和批准量 (1993年)

## THREE TYPES OF PATENT APPLICATIONS EXAMINED

## AND CERTIFIED BY REGION (1993)

单位: 项

| 地 区 Region           | 申请受理量<br>合 计<br>Number of<br>Patent<br>Applications<br>Examined | 发 明<br>Creations<br>and<br>Inventions | 实用新型<br>Utility<br>Models | 外观设计<br>Designs | 批准量合计  |                                       |                           |                 |
|----------------------|---|---------------------------------------|---------------------------|-----------------|--|---------------------------------------|---------------------------|-----------------|
|                      |   |                                       |                           |                 | Number of<br>Patent<br>Applications<br>Certified | 发 明<br>Creations<br>and<br>Inventions | 实用新型<br>Utility<br>Models | 外观设计<br>Designs |
| 全 国 National         | 68 153  | 12 084                                | 47 252                    | 8 817           | 56 882   | 2 634                                 | 46 403                    | 7 845           |
| 北 京 Beijing          | 6 972   | 1 470                                 | 4 930                     | 572             | 5 806  | 555                                   | 4 731                     | 520             |
| 天 津 Tianjin          | 1 850   | 309                                   | 1 355                     | 186             | 1 698  | 111                                   | 1 434                     | 153             |
| 河 北 Hebei            | 2 803   | 502                                   | 2 108                     | 193             | 2 358  | 100                                   | 2 047                     | 211             |
| 山 西 Shanxi           | 1 050   | 241                                   | 766                       | 43              | 853  | 53                                    | 757                       | 43              |
| 内 蒙 古 Inner Mongolia | 601   | 145                                   | 427                       | 29              | 438  | 13                                    | 379                       | 46              |
| 辽 宁 Liaoning         | 4 793   | 980                                   | 3 448                     | 365             | 4 302  | 194                                   | 3 799                     | 309             |
| 吉 林 Jilin            | 1 683   | 338                                   | 1 259                     | 86              | 1 316  | 77                                    | 1 162                     | 77              |
| 黑 龙 江 Heilongjiang   | 2 733   | 470                                   | 2 033                     | 230             | 1 971  | 82                                    | 1 795                     | 94              |
| 上 海 Shanghai         | 2 294   | 358                                   | 1 597                     | 339             | 2 146  | 127                                   | 1 649                     | 370             |
| 江 苏 Jiangsu          | 4 170   | 613                                   | 3 056                     | 501             | 3 757  | 126                                   | 3 150                     | 481             |
| 浙 江 Zhejiang         | 3 343   | 424                                   | 2 159                     | 760             | 2 946  | 126                                   | 2 402                     | 418             |
| 安 徽 Anhui            | 1 041   | 192                                   | 746                       | 103             | 915  | 34                                    | 795                       | 86              |
| 福 建 Fujian           | 1 271   | 201                                   | 738                       | 332             | 850  | 35                                    | 706                       | 109             |
| 江 西 Jiangxi          | 998   | 215                                   | 702                       | 81              | 807  | 35                                    | 708                       | 64              |
| 山 东 Shandong         | 4 691   | 808                                   | 3 260                     | 623             | 4 019  | 172                                   | 3 310                     | 537             |
| 河 南 Henan            | 2 299   | 529                                   | 1 639                     | 131             | 1 669  | 64                                    | 1 518                     | 87              |
| 湖 北 Hubei            | 1 950   | 510                                   | 1 331                     | 109             | 1 560  | 109                                   | 1 373                     | 78              |
| 湖 南 Hunan            | 3 173   | 571                                   | 2 345                     | 257             | 2 766  | 95                                    | 2 440                     | 231             |
| 广 东 Guangdong        | 5 020   | 607                                   | 2 109                     | 2 304           | 4 546  | 91                                    | 1 861                     | 2 594           |
| 广 西 Guangxi          | 1 202   | 260                                   | 775                       | 167             | 820  | 33                                    | 715                       | 72              |
| 海 南 Hainan           | 184   | 59                                    | 82                        | 43              | 121  | 5                                     | 69                        | 47              |
| 四 川 Sichuan          | 3 464   | 675                                   | 2 481                     | 308             | 2 887  | 135                                   | 2 480                     | 272             |
| 贵 州 Guizhou          | 500   | 150                                   | 292                       | 58              | 315  | 20                                    | 244                       | 51              |
| 云 南 Yunnan           | 729   | 163                                   | 483                       | 83              | 686  | 35                                    | 577                       | 74              |
| 西 藏 Tibet            | 10  | 7                                     | 3                         |                 | 3  |                                       | 3                         |                 |
| 陕 西 Shaanxi          | 2 474   | 549                                   | 1 757                     | 168             | 1 941  | 96                                    | 1 755                     | 90              |
| 甘 肃 Gansu            | 609   | 140                                   | 425                       | 44              | 439  | 38                                    | 375                       | 26              |
| 青 海 Qinghai          | 129   | 34                                    | 93                        | 2               | 100  | 6                                     | 91                        | 3               |
| 宁 夏 Ningxia          | 214   | 39                                    | 166                       | 9               | 168  | 10                                    | 153                       | 5               |
| 新 疆 Xinjiang         | 642   | 128                                   | 484                       | 30              | 454  | 9                                     | 410                       | 35              |
| 台 湾 Taiwan           | 5 261   | 397                                   | 4 203                     | 661             | 4 225  | 48                                    | 3 515                     | 662             |

18-57 按国别(地区)分的三种专利申请受理量及批准量 (1993年)  
 THREE TYPES OF PATENT APPLICATIONS EXAMINED AND CERTIFIED  
 BY COUNTRY-REGION (1993)

单位: 项

| 国别(地区) Country-Region   | 申请受理量<br>Number of Patent Applications Examined |                        |                 |                                | 批准量合计<br>Number of Patent Applications Certified |                 |                                |                        |                 |
|-------------------------|---|------------------------|-----------------|--------------------------------|--|-----------------|--------------------------------|------------------------|-----------------|
|                         | 发明<br>Creations and Inventions                  | 实用新型<br>Utility Models | 外观设计<br>Designs | 发明<br>Creations and Inventions | 实用新型<br>Utility Models                           | 外观设计<br>Designs | 发明<br>Creations and Inventions | 实用新型<br>Utility Models | 外观设计<br>Designs |
| 总计 Total                | 9 123   | 7 534                  | 247             | 1 342                          | 5 245  | 3 922           | 236                            | 1 087                  |                 |
| 日本 Japan                | 2 007   | 1 717                  | 48              | 242                            | 1 304  | 1 073           | 47                             | 184                    |                 |
| 马来西亚 Malaysia           | 15  | 9                      | 3               | 3                              | 7  | 2               | 1                              | 4                      |                 |
| 新加坡 Singapore           | 22  | 12                     | 5               | 5                              | 8  | 1               | 1                              | 6                      |                 |
| 泰国 Thailand             | 4   | 1                      |                 | 3                              | 7  |                 |                                | 7                      |                 |
| 澳门 Macao                | 6   |                        | 3               | 3                              | 8  | 1               | 3                              | 4                      |                 |
| 香港 Hong Kong            | 735   | 52                     | 71              | 612                            | 636  | 31              | 93                             | 512                    |                 |
| 朝鲜 DPRK                 | 1   | 1                      |                 |                                |  |                 |                                |                        |                 |
| 南朝鲜 Republic of Korea   | 390   | 302                    | 39              | 49                             | 128  | 61              | 25                             | 41                     |                 |
| 塞浦路斯 Cyprus             | 1   | 1                      |                 |                                | 1  | 1               |                                |                        |                 |
| 斯里兰卡 Sri Lanka          |   |                        |                 |                                | 2  | 2               |                                |                        |                 |
| 印度 India                | 6   | 5                      | 1               |                                |  |                 |                                |                        |                 |
| 摩纳哥 Monaco              | 1   | 1                      |                 |                                |  |                 |                                |                        |                 |
| 南非 South Africa         | 24  | 24                     |                 |                                | 1  |                 | 1                              |                        |                 |
| 厄瓜多尔 Ecuador            | 1   |                        | 1               |                                | 1  |                 | 1                              |                        |                 |
| 联邦德国 Germany            | 842   | 788                    | 4               | 50                             | 368  | 355             | 4                              | 9                      |                 |
| 荷兰 Holland              | 296   | 250                    | 4               | 42                             | 260  | 214             | 2                              | 44                     |                 |
| 英国 England              | 373   | 345                    | 4               | 24                             | 188  | 157             |                                | 31                     |                 |
| 瑞士 Switzerland          | 412   | 358                    | 2               | 52                             | 199  | 163             | 10                             | 26                     |                 |
| 丹麦 Denmark              | 37  | 33                     | 2               | 2                              | 18   | 17              |                                | 1                      |                 |
| 匈牙利 Hungary             | 18  | 18                     |                 |                                | 20   | 20              |                                |                        |                 |
| 奥地利 Austria             | 66  | 63                     | 1               | 2                              | 32   | 32              |                                |                        |                 |
| 比利时 Belgium             | 29  | 28                     |                 | 1                              | 39   | 30              |                                | 9                      |                 |
| 法国 France               | 330   | 297                    |                 | 33                             | 270  | 243             |                                | 27                     |                 |
| 挪威 Norway               | 34  | 34                     |                 |                                | 12   | 11              |                                | 1                      |                 |
| 原苏联 Former Soviet Union | 22  | 21                     |                 | 1                              | 24   | 23              |                                | 1                      |                 |
| 卢森堡 Luxembourg          | 18  | 18                     |                 |                                | 17   | 15              |                                | 2                      |                 |
| 列支敦士登 Liechtenstein     | 16  | 16                     |                 |                                | 3  | 3               |                                |                        |                 |
| 西班牙 Spain               | 34  | 25                     | 2               | 7                              | 12   | 7               | 3                              | 2                      |                 |
| 南斯拉夫 Yugoslavia         |   |                        |                 |                                | 3  | 3               |                                |                        |                 |
| 捷克 Czechoslovakia       | 2   | 2                      |                 |                                | 8  | 8               |                                |                        |                 |
| 波兰 Poland               | 2   | 1                      | 1               |                                | 4  | 4               |                                |                        |                 |
| 爱尔兰 Ireland             | 9   | 9                      |                 |                                |  |                 |                                |                        |                 |
| 芬兰 Finland              | 56  | 47                     | 1               | 8                              | 34   | 25              | 1                              | 8                      |                 |
| 保加利亚 Bulgaria           |   |                        |                 |                                | 1  | 1               |                                |                        |                 |
| 意大利 Italy               | 169   | 161                    |                 | 8                              | 84   | 68              | 4                              | 12                     |                 |
| 瑞典 Sweden               | 165   | 148                    | 3               | 14                             | 58   | 47              | 1                              | 10                     |                 |
| 以色列 Israel              | 41  | 39                     | 1               | 1                              | 2  |                 |                                | 2                      |                 |
| 巴拿马 Panama              | 1   | 1                      |                 |                                |  |                 |                                |                        |                 |
| 巴西 Brazil               | 9   | 9                      |                 |                                | 2  | 1               | 1                              |                        |                 |
| 美国 United States        | 2 634   | 2 450                  | 40              | 144                            | 1 357  | 1 201           | 31                             | 125                    |                 |
| 加拿大 Canada              | 110   | 101                    | 2               | 7                              | 52   | 50              | 1                              | 1                      |                 |
| 新西兰 New Zealand         | 18  | 13                     | 2               | 3                              | 3  | 2               |                                | 1                      |                 |
| 澳大利亚 Australia          | 148   | 120                    | 2               | 26                             | 60   | 40              | 3                              | 17                     |                 |

18-58 按国际专利标准分类的发明、实用新型专利申请量和批准量  
TWO TYPES OF PATENT APPLICATIONS EXAMINED AND CERTIFIED  
BY INTERNATIONAL PATENT CLASSIFICATIONS

单位: 项

| 分 类<br>Item   | 申 请 量<br>Applications<br>Examined |               | 批 准 量<br>Applications<br>Certified |               |
|---|-----------------------------------|---------------|------------------------------------|---------------|
|   | 1992                              | 1993          | 1992                               | 1993          |
| <b>合 计 Total</b>  | <b>52 651</b>                     | <b>58 875</b> | <b>28 026</b>                      | <b>53 195</b> |
| <b>A 部(人类生活需要) Section A: Personal Use Items</b>                      | <b>14 331</b>                     | <b>17 230</b> | <b>6 561</b>                       | <b>13 035</b> |
| 农、林、牧、渔<br>Agriculture, Forestry, Animal Husbandry and<br>Fishery     | 1 567                             | 1 342         | 873                                | 1 484         |
| 烘烤、食用面团<br>Baking and Edible Doughs                                   | 141                               | 159           | 62                                 | 160           |
| 屠宰、加工<br>Butchering and Meat Processing                               | 31                                | 33            | 14                                 | 36            |
| 食品、食物及处理<br>Foods or Foodstuffs and their Treatment                   | 722                               | 1 207         | 162                                | 353           |
| 烟类及用品<br>Tobacco, Cigars and Cigarettes                               | 231                               | 240           | 123                                | 276           |
| 服 装<br>Clothing   | 481                               | 593           | 237                                | 433           |
| 帽类制品<br>Headwear  | 129                               | 168           | 75                                 | 140           |
| 鞋 类<br>Footwear   | 467                               | 569           | 210                                | 420           |
| 男用服饰用品、珠宝<br>Haberdashery and Jewelry                                 | 147                               | 211           | 88                                 | 146           |
| 手携及旅行用品<br>Hand or Traveling Articles                                 | 795                               | 861           | 407                                | 791           |
| 刷类用品<br>Brushware   | 234                               | 254           | 89                                 | 209           |
| 家具、家庭日用品或设备<br>Furniture, Domestic Articles, and Appliances           | 3 916                             | 4 327         | 1 867                              | 3 777         |
| 医学、兽医学、卫生学<br>Medical or veterinary Science and Hygiene               | 4 081                             | 5 789         | 1 719                              | 3 526         |
| 救生、消防<br>Life-saving and Fire-fighting                                | 165                               | 207           | 122                                | 199           |
| 医学、游戏、娱乐活动<br>Sports, Games, and Recreation                           | 1 224                             | 1 270         | 513                                | 1 085         |
| <b>B 部(作业、运输) Section B: Industrial and Transportation</b>            | <b>11 595</b>                     | <b>12 368</b> | <b>6 177</b>                       | <b>12 228</b> |
| 物理或化学的方法或装置<br>Physical or Chemical Processes or Apparatus            |                                   |               |                                    |               |
| 破碎、研磨、粉碎<br>Crushing, Pulverizing, or Disintegrating                  | 712                               | 776           | 424                                | 792           |
| 分选、分离<br>Separation of Solid Materials, Electrosta-<br>tic Separation | 199                               | 206           | 132                                | 255           |
|   | 128                               | 140           | 82                                 | 143           |
| 离心装置、离心机<br>Centrifugal Apparatus or Equipment                        |                                   |               |                                    |               |
| 喷射、雾化<br>Spraying or Atomizing General                                | 76                                | 56            | 44                                 | 108           |
| 机械振动的产生和传递<br>Generation or Transmission of Mechanical<br>Vibrations  | 238                               | 232           | 115                                | 272           |
|   | 13                                | 19            | 13                                 | 26            |
| 固体分离、分选<br>Separating Solids From Solidwastes                         |                                   |               |                                    |               |
| 清 洁<br>Janitorial   | 102                               | 122           | 77                                 | 145           |
| 固体废料的处理<br>Disposal of Solid Waste                                    | 131                               | 129           | 59                                 | 163           |
| 金属加工、冲裁<br>Mechanical Metal-Working and Stamping                      | 17                                | 23            | 6                                  | 18            |
| 铸造、粉末冶金<br>Casting and Powder Metallurgy                              | 306                               | 306           | 179                                | 416           |
| 机床、其他金属加工<br>Machine Tools  | 176                               | 190           | 111                                | 202           |
| 磨削、抛光<br>Grinding and Polishing                                       | 725                               | 824           | 485                                | 937           |
| 简单工具<br>Hand Tools, Portable Power Tools, and<br>Workshop Equipment   | 207                               | 229           | 105                                | 266           |
|   | 370                               | 408           | 341                                | 149           |
| 手工、切割工具、切断<br>Hand Cutting Tools, Cutting, and Severing               | 209                               | 212           | 114                                | 238           |
| 木材加工、保存、钉钉机<br>Wood Preservation and Nailing or Stapling<br>Machines  | 185                               | 194           | 100                                | 218           |
| 加工水泥、粘土和石料<br>Cement, Clay or Stone                                   | 206                               | 283           | 90                                 | 233           |
| 塑料制品的加工<br>Plastics   | 298                               | 312           | 152                                | 232           |
| 压力机<br>Presses  | 71                                | 64            | 52                                 | 93            |
| 纸品制作、纸的加工<br>Paper Making and Processing Paper                        | 33                                | 59            | 22                                 | 55            |
| 叠层产品<br>Layered Products  | 132                               | 159           | 32                                 | 128           |
| 印刷、打字机、印刷机<br>Printing, Lining Machines, and Typewriters              | 243                               | 258           | 112                                | 276           |



续表 1 continued

单位: 项

| 分 类<br>Item       | 申 请 量<br>Applications<br>Examined                      |              | 批 准 量<br>Applications<br>Certified |              |              |
|-------------------|--|--------------|------------------------------------|--------------|--------------|
|                   | 1992   | 1993         | 1992                               | 1993         |              |
| 装订、图册、文件夹         | Bookbinding, Albums, and Files                         | 372          | 396                                | 136          | 313          |
| 绘图具、办公附属用品        | Writing or Drafting Devices                            | 1 014        | 868                                | 479          | 958          |
| 装饰艺术              | Decorative Arts  | 272          | 347                                | 89           | 167          |
| 一般车辆              | Vehicles in General                                    | 1 370        | 1 345                              | 660          | 1 418        |
| 铁路                | Railways   | 190          | 165                                | 137          | 207          |
| 无轨陆用车牌            | Land Vehicles other than Rail                          | 1 339        | 1 571                              | 574          | 1 359        |
| 船舶、船只、有关设备        | Ships and Related Equipment                            | 153          | 155                                | 77           | 170          |
| 飞行器、航空、宇宙航行       | Aircraft and Aviation                                  | 51           | 61                                 | 17           | 45           |
| 输送、包装、存贮、搬运       | Conveying and Packing Inflammatory Materials           | 1 633        | 1 771                              | 860          | 1 698        |
| 卷扬、提升、牵引          | Hoisting, Lifting, and Hauling                         | 302          | 392                                | 215          | 386          |
| 液体的贮运             | Opening or Closing Bottles, Jars or Similar Containers | 113          | 83                                 | 82           | 136          |
| 鞍具、室内装潢           | Saddlery and Upholstery                                | 9            | 13                                 | 4            | 6            |
| <b>C 部(化学、冶金)</b> | <b>Section C: Chemistry and Metallurgy</b>             | <b>3 990</b> | <b>4 519</b>                       | <b>1 572</b> | <b>2 757</b> |
| 无机化学              | Inorganic Chemistry                                    | 215          | 196                                | 128          | 207          |
| 水、废污水、泥浆的处理       | Treatment of Water, Waste Water, Sewage or Sludge      | 385          | 491                                | 189          | 385          |
| 玻璃、石棉和渣棉          | Glass, Mineral or Slag Wool                            | 133          | 136                                | 78           | 134          |
| 水泥、陶瓷等、隔音材料       | Cement, Concrete, Ceramics, Refractories               | 260          | 282                                | 54           | 97           |
| 肥料及制造             | Fertilizers and Related Products                       | 100          | 98                                 | 18           | 35           |
| 炸药、火柴             | Explosives and Matches                                 | 31           | 41                                 | 20           | 16           |
| 有机化学              | Organic Chemistry                                      | 749          | 872                                | 322          | 649          |
| 有机高分子化合物          | Organic Macromolecular Compounds                       | 355          | 403                                | 106          | 175          |
| 染料、涂料、抛光剂等        | Dyes, Paints, Polishes, Resins, and Adhesives          | 425          | 547                                | 66           | 98           |
| 石油、煤气及炼焦工业        | Petroleum, Gas or Coke Industries, Inert Gases         | 264          | 286                                | 148          | 243          |
| 动植物油脂、脂类          | Animal or Vegetable Oils, Fats                         | 218          | 244                                | 41           | 97           |
| 生化、酒、醋、酶、遗传工程     | Biochemistry, Beer, Spirits, Wine, Microbiology        | 262          | 343                                | 63           | 131          |
| 糖或淀粉工业            | Sugar  | 19           | 14                                 | 2            | 12           |
| 大小原皮、毛皮、皮革        | Skins, Hides, Pelts, Leather                           | 21           | 27                                 | 20           | 23           |
| 黑色冶金              | Metallurgy, Iron                                       | 116          | 131                                | 80           | 121          |
| 冶金学、合金或有色合金       | Metallurgy, Ferrous or Nonferrous Alloys               | 186          | 162                                | 89           | 140          |
| 金属加工涂料、防腐防锈       | Coating Metallic Materials                             | 122          | 119                                | 75           | 106          |
| 电解电泳方法及设备         | Electrolytic or Electrophoretic Processes              | 111          | 109                                | 60           | 71           |
| 晶体生长              | Crystal Growth   | 18           | 18                                 | 13           | 17           |
| <b>D 部(纺织、造纸)</b> | <b>Section D: Textiles and Papers Making</b>           | <b>1 158</b> | <b>950</b>                         | <b>523</b>   | <b>1 074</b> |
| 线、纤维、纺纱           | Natural or Artificial Threads or Fibers, Spinning      | 201          | 185                                | 131          | 217          |
| 纺纱、整经或络经          | Yarns, Mechanical Finishing of Yarns or Rope           | 22           | 26                                 | 9            | 28           |
| 织造                | Weaving  | 120          | 51                                 | 64           | 125          |
| 编带、花边、针织、整理       | Braiding, Lace-Making, Knitting                        | 88           | 65                                 | 58           | 86           |
| 缝纫、绣花、簇绒          | Sewing, Embroidery, Tufting                            | 90           | 85                                 | 54           | 73           |
| 织物等的处理、洗涤         | Treatment of Textiles, Laundering                      | 497          | 432                                | 118          | 421          |
| 绳、除电缆外的缆绳         | Ropes and Cables, other than Electric                  | 12           | 11                                 | 13           | 16           |
| 造纸、纤维素的生产         | Paper making, Production of Cellulose                  | 128          | 95                                 | 76           | 108          |
| <b>E 部(固定建筑物)</b> | <b>Section E: Fixed Construction</b>                   | <b>3 758</b> | <b>4 445</b>                       | <b>2 309</b> | <b>4 399</b> |
| 道路、铁路和桥梁的建筑       | Construction of Roads, Railways, or Bridges            | 182          | 240                                | 134          | 232          |
| 水利工程、基础、运土        | Hydraulic Engineering, Foundations, Soil-shifting      | 214          | 272                                | 110          | 223          |
| 给水、排水             | Water Supply, Sewage                                   | 531          | 582                                | 292          | 630          |
| 建筑物               | Building   | 624          | 882                                | 383          | 741          |
| 锁、钥匙、门窗、保险箱       | Locks, Keys, Windows or Door Fittings                  | 1 032        | 1 173                              | 646          | 1 200        |
| 一般门、窗、百叶窗、梯子      | Doors, Windows, Shutters, or Blinds in General         | 466          | 632                                | 320          | 560          |

续表 2 continued

单位: 项

| 分 类<br>Item   | 申 请 量<br>Applications<br>Examined |              | 批 准 量<br>Applications<br>Certified |              |
|---|-----------------------------------|--------------|------------------------------------|--------------|
|   | 1992                              | 1993         | 1992                               | 1993         |
| 钻进、采矿<br>Well Drilling, Mining  | 709                               | 664          | 424                                | 813          |
| <b>F 部(机械工程)</b> Section F, Mechanical Engineering                          | <b>7 993</b>                      | <b>8 271</b> | <b>4 810</b>                       | <b>8 729</b> |
| 一般机器、发动机、蒸汽机<br>Machines or Engines in General                              | 215                               | 191          | 139                                | 193          |
| 内燃机等<br>Combustion Engines  | 477                               | 530          | 330                                | 531          |
| 液力机械和其他发动机<br>Machines or Engines for Liquids                               | 128                               | 125          | 56                                 | 119          |
| 液体变容机械、泵<br>Positive-displacement Machines for Liquids                      | 954                               | 904          | 582                                | 1 029        |
| 液压调节器、液压技术<br>Fluid-pressure Actuators                                      | 80                                | 80           | 60                                 | 115          |
| 工程元件或部件<br>Engineering Elements   | 2 035                             | 2 043        | 1 237                              | 2 336        |
| 气体或液体的贮藏或分配<br>Storage or Distribution of Gases or Liquids                  | 88                                | 106          | 52                                 | 111          |
| 照 明<br>Lighting   | 380                               | 524          | 259                                | 410          |
| 蒸汽的生产<br>Steam Generation   | 135                               | 162          | 92                                 | 163          |
| 燃烧设备、燃烧技术<br>Combustion Apparatus   | 490                               | 447          | 279                                | 523          |
| 采暖、炉灶、通风<br>Stoves, Ranges, Ventilation                                     | 2 022                             | 2 085        | 1 114                              | 2 109        |
| 制冷气体的液化和固化<br>Refrigeration or Cooling, Heat Pump Systems                   | 316                               | 299          | 172                                | 289          |
| 干 燥<br>Drying   | 58                                | 101          | 40                                 | 84           |
| 炉、窑、灶、罐<br>Furnaces, Kilns, Ovens   | 209                               | 201          | 113                                | 248          |
| 一般热交换<br>Heat Exchange in General   | 232                               | 250          | 157                                | 290          |
| 武 器<br>Weapons  | 97                                | 132          | 80                                 | 98           |
| 弹药、爆破<br>Ammunition, Blasting Caps  | 77                                | 91           | 48                                 | 81           |
| <b>G 部(物理)</b> Section G, Physics   | <b>5 086</b>                      | <b>5 857</b> | <b>3 228</b>                       | <b>5 509</b> |
| 测量、测试<br>Measurements, Testing  | 2 165                             | 2 175        | 1 487                              | 2 366        |
| 光学技术<br>Optics  | 293                               | 388          | 167                                | 290          |
| 照相术、电影术、电刻术<br>Photography, Cinematography, Electrography                   | 260                               | 263          | 201                                | 300          |
| 测时技术<br>Horology  | 265                               | 245          | 137                                | 277          |
| 控制、调节技术<br>Controlling, Regulating  | 219                               | 229          | 114                                | 239          |
| 计算、推算、计数技术<br>Computing, Calculating, Counting                              | 470                               | 694          | 267                                | 461          |
| 核算装置<br>Measurement Devices   | 111                               | 148          | 46                                 | 116          |
| 信号装置<br>Signalling  | 397                               | 488          | 179                                | 350          |
| 教育、密码、显示、广告等<br>Education, Cryptography, Advertising, Seals                 | 565                               | 738          | 354                                | 626          |
| 乐器、声学<br>Musical Instruments, Acoustics                                     | 112                               | 148          | 86                                 | 149          |
| 信息的存储<br>Information Storage  | 172                               | 272          | 144                                | 254          |
| 仪器的零部件<br>Instrument Details  | 21                                | 18           | 22                                 | 32           |
| 核物理、核工程<br>Nuclear physics, Nuclear Engineering                             | 36                                | 51           | 24                                 | 49           |
| <b>H 部(电学)</b> Section H, Electricity                                       | <b>4 740</b>                      | <b>5 235</b> | <b>2 846</b>                       | <b>5 464</b> |
| 基本电器元件<br>Basic Electric Elements   | 1 895                             | 1 987        | 1 169                              | 2 266        |
| 电力的发电、变电或配电<br>Generation, Conversion, or Distribution<br>of Electric Power | 1 141                             | 1 156        | 611                                | 1 313        |
| 基本电子电路<br>Basic Electronic Circuitry  | 214                               | 198          | 140                                | 255          |
| 电信技术<br>Telecommunications Techniques                                       | 887                               | 1 260        | 516                                | 1 630        |
| 其他类不包括的电技术<br>Electric Techniques Not Otherwise Provided for                | 603                               | 634          | 410                                |              |

18-59 文化事业机构和人员数 (1993年)  
CULTURAL INSTITUTIONS AND PERSONNEL (1993)

单位: 机构: 个 人数: 人

(Institutions: unit) (Personnel: person)

| 机构类别<br>Institution         | 总计<br>Total         |                 | #文化部门<br>Cultural Department |                 | #国有单位<br>State-Owned |                 |
|-----------------------------|---------------------|-----------------|------------------------------|-----------------|----------------------|-----------------|
|                             | 机构数<br>Institutions | 人数<br>Personnel | 机构数<br>Institutions          | 人数<br>Personnel | 机构数<br>Institutions  | 人数<br>Personnel |
|                             | <b>总计 Total</b>     | 59 189          | 450 222                      | 19 859          | 385 770              | 18 796          |
| 艺术事业 Art Institutions       | 4 731               | 206 999         | 4 714                        | 204 097         | 3 811                | 166 895         |
| 图书馆事业 Libraries             | 2 579               | 44 367          | 2 579                        | 44 367          | 2 579                | 44 367          |
| 群众文化事业 Mass Culture Units   | 49 468              | 129 647         | 10 155                       | 68 097          | 10 155               | 68 097          |
| 教育事业 Education              | 223                 | 18 720          | 223                          | 18 720          | 223                  | 18 720          |
| 其他文化事业 Other Cultural Units | 2 188               | 50 489          | 2 188                        | 50 489          | 2 028                | 45 550          |

18-61 艺术事业机构和人员数 (1993年)

单位: 机构: 个 人数: 人

| 机构类别<br>Institution  | 总计<br>Total         |                 |
|--|---------------------|-----------------|
|  | 机构数<br>Institutions | 人数<br>Personnel |
| 艺术表演团体 Art Performance Troupes   | 2 707               | 159 923         |
| 话剧、儿童剧、滑稽剧团 Drama, Children's Plays and Comedy Troupes                                       | 90                  | 8 346           |
| 歌剧、舞剧、歌舞剧团 Opera, Ballet and Dance Troupes   | 296                 | 28 520          |
| 乐团、合唱团 Philharmonic and Chorus Troupes   | 18                  | 2 095           |
| 文工团、文宣队、<br>乌兰牧骑 Cultural and Performance Troupes and<br>Ulanmuchi (equestrian art troupes)  | 421                 | 14 715          |
| 戏曲剧团 Local Opera Troupes   | 1 667               | 95 861          |
| 曲、杂、木、皮团<br>Acrobatics and Circus Troupes, Puppet Show<br>Troupes, and Shadow Puppet Troupes | 215                 | 10 386          |
| 艺术表演场所 Art Centers   | 2 024               | 47 076          |
| #剧场、影剧院 Theaters and Music Halls   | 1 980               | 46 179          |
| 艺术创作机构 Art Institutions  | 408                 | 3 158           |
| 艺术研究机构 Art Research Institutions   | 174                 | 3 729           |
| 艺术展览机构 Art Exhibition Institutions   | 32                  | 1 143           |
| 演出公司 Performance Companies   | 230                 | 1 955           |

## 18-60 文化艺术、文物事业单位数

## NUMBER OF INSTITUTIONS FOR CULTURE, ART AND CULTURAL RELICES

单位: 个

(unit)

| 年 份  | 电影放映单位<br>Film Projection<br>Units | 艺术表演团体<br>Art Performance<br>Troupes | 文 化 馆<br>Cultural<br>Centers | 公共图书馆<br>Public<br>Libraries | 博 物 馆<br>Museums |
|------|------------------------------------|--------------------------------------|------------------------------|------------------------------|------------------|
| 1952 | 2 285                              | 2 084                                | 2 430                        | 83                           | 35               |
| 1957 | 9 965                              | 2 884                                | 2 748                        | 400                          | 72               |
| 1962 | 18 483                             | 3 320                                | 2 514                        | 541                          | 230              |
| 1965 | 20 363                             | 3 458                                | 2 598                        | 577                          | 214              |
| 1970 | 26 569                             | 2 541                                | 2 303                        | 382                          | 182              |
| 1975 | 59 661                             | 2 836                                | 2 589                        | 629                          | 242              |
| 1978 | 115 946                            | 3 150                                | 2 748                        | 1 256                        | 349              |
| 1980 | 125 462                            | 3 533                                | 2 912                        | 1 732                        | 365              |
| 1983 | 162 153                            | 3 444                                | 2 946                        | 2 038                        | 467              |
| 1984 | 178 387                            | 3 397                                | 3 016                        | 2 217                        | 618              |
| 1985 | 182 948                            | 3 317                                | 2 965                        | 2 344                        | 711              |
| 1986 | 173 857                            | 3 195                                | 2 993                        | 2 406                        | 777              |
| 1987 | 166 472                            | 3 094                                | 2 973                        | 2 440                        | 827              |
| 1988 | 161 777                            | 2 985                                | 2 975                        | 2 485                        | 903              |
| 1989 | 152 300                            | 2 850                                | 2 955                        | 2 512                        | 967              |
| 1990 | 146 184                            | 2 805                                | 2 955                        | 2 527                        | 1 013            |
| 1991 | 139 639                            | 2 772                                | 2 894                        | 2 535                        | 1 075            |
| 1992 | 134 000                            | 2 753                                | 2 901                        | 2 565                        | 1 106            |
| 1993 | 113 000                            | 2 707                                | 2 886                        | 2 579                        | 1 130            |

## NUMBER OF INSTITUTIONS AND PERSONNEL (1993)

(Institutions, unit) (Personnel, person)

| 文 化 部 门<br>Cultural Department |                  |                             |                  | 其 他 部 门<br>Other Departments |                  |
|--------------------------------|------------------|-----------------------------|------------------|------------------------------|------------------|
| 国 有 单 位<br>State-Owned         |                  | 集 体 单 位<br>Collective-Owned |                  | 机 构 数<br>Institutions        | 人 数<br>Personnel |
| 机 构 数<br>Institutions          | 人 数<br>Personnel | 机 构 数<br>Institutions       | 人 数<br>Personnel |                              |                  |
| 1 886                          | 121 140          | 812                         | 36 242           | 9                            | 2 541            |
| 81                             | 7 696            | 8                           | 378              | 1                            | 272              |
| 265                            | 26 642           | 29                          | 1 462            | 2                            | 416              |
| 16                             | 1 838            | 1                           | 22               | 1                            | 235              |
| 386                            | 11 865           | 30                          | 1 232            | 5                            | 1 618            |
| 1 027                          | 65 030           | 640                         | 30 831           | -                            | -                |
| 111                            | 8 069            | 104                         | 2 317            | -                            | -                |
| 1 925                          | 45 755           | 91                          | 960              | 8                            | 361              |
| 1 888                          | 44 991           | 84                          | 827              | 8                            | 361              |
| 408                            | 3 158            | -                           | -                | -                            | -                |
| 174                            | 3 729            | -                           | -                | -                            | -                |
| 32                             | 1 143            | -                           | -                | -                            | -                |
| 230                            | 1 955            | -                           | -                | -                            | -                |

18-62 出版、发行、文物、图书馆、群众文化事业机构和人员数 (1993年)  
 NUMBER OF INSTITUTIONS AND PERSONNEL IN PUBLISHING AND  
 DISTRIBUTION, CULTURAL RELICS, LIBRARIES AND MASS CULTURE (1993)

| 项 目 Item                            | 机构数<br>(个)<br>Institutions<br>(unit) | 人 数<br>(人)<br>Person-<br>nel<br>(person) | 项 目 Item                   | 机构数<br>(个)<br>Institu-<br>tions<br>(unit) | 人 数<br>(人)<br>Person-<br>nel<br>(person) |
|-------------------------------------|--------------------------------------|--|----------------------------|---|--|
| 出版、发行事业 Publishing and Distribution | 13 612                               | 358 211                                  | 文物商店 Cultural Relics Shops | 103                                       | 3 163                                    |
| 出版社 Publishing Houses               | 505                                  | 38 174                                   | 图书馆事业 Libraries            | 2 579                                     | 44 367                                   |
| 书刊印刷厂 Printing Houses               | 385                                  | 203 219                                  | 群众文化事业 Mass Culture        | 49 468                                    | 129 647                                  |
| 书店 Book Stores                      | 12 722                               | 116 818                                  | 群众艺术馆 Mass Art Centers     | 370                                       | 11 751                                   |
| 文物事业 Cultural Relics                | 3 076                                | 52 390                                   | 文化馆 Cultural Centers       | 2 886                                     | 45 131                                   |
| 博物馆 Museums                         | 1 130                                | 26 872                                   | 文化站 Cultural Stations      | 46 212                                    | 72 765                                   |
| 文物机构 Cultural Relics Agencies       | 1 843                                | 22 355                                   | #乡镇文化站 In Rural Areas      | 43 105                                    | 61 546                                   |

18-63 图书出版分类构成情况 (1993年)  
 BOOKS PUBLISHED BY CATEGORY (1993)

| 类 别 Category  | 种 数<br>(种)<br>Number of<br>Publications | 印 数<br>(万册、张)<br>Printed Copies<br>(10 000 copies) | 印 张<br>(千印张)<br>Printed Signatures<br>(1 000<br>signatures) |
|---|---|--|---|
| 总 计 Total   | 96 761                                  | 593 372  | 28 226 054  |
| 使用“中国标准书号”合计 Publications with "China Standard Book Number"     | 92 972                                  | 585 514  | 27 778 129  |
| 马列主义、毛泽东思想 Marxism-Leninism-Mao Zedong Thought                  | 222                                     | 337  | 41 233  |
| 哲学 Philosophy   | 1 000                                   | 744  | 99 632  |
| 社会科学总论 General Social Sciences                                  | 996                                     | 792  | 82 228  |
| 政治、法律 Politics and Law  | 3 409                                   | 7 233  | 655 930   |
| 军事 Military   | 313                                     | 337  | 35 177  |
| 经济 Economics  | 6 201                                   | 7 913  | 908 441   |
| 文化科学、教育、体育 Culture, Science, Education and Sports               | 37 463                                  | 500 659  | 18 979 452  |
| 语言文学 Languages  | 2 724                                   | 6 507  | 823 693   |
| 文学 Literature   | 9 488                                   | 11 594   | 1 301 270   |
| 艺术 Art  | 5 560                                   | 10 837   | 419 576   |
| 历史地理 History and Geography                                      | 3 525                                   | 6 516  | 392 449   |
| 自然科学总论 General Natural Sciences                                 | 295                                     | 1 025  | 49 166  |
| 数学科学、化学 Mathematics and Chemistry                               | 1 646                                   | 2 806  | 278 506   |
| 天文学、地理科学 Astronomy and Geology                                  | 700                                     | 616  | 31 264  |
| 生物科学 Biology  | 398                                     | 192  | 23 343  |
| 医学、卫生 Medicine and Health Care                                  | 3 455                                   | 3 644  | 525 307   |
| 农业科学 Agricultural Science                                       | 2 336                                   | 2 210  | 167 074   |
| 工业技术 Industrial Technology                                      | 9 409                                   | 17 350   | 2 412 063   |
| 交通运输 Transportation   | 414                                     | 913  | 96 109  |
| 航空、航天 Aeronautics and Aerospace                                 | 111                                     | 40   | 4 261   |
| 环境科学 Environmental Science                                      | 209                                     | 110  | 16 344  |
| 综合性图书 General Books   | 3 098                                   | 3 139  | 435 611   |
| 不使用“中国标准书号”图书 Publications without "China Standard Book Number" | 3 789                                   | 7 858  | 447 925   |
| #年 画 New Year's Pictures  | 2 624                                   | 4 925  | 157 710   |

18-64 全国少年儿童读物类图书出版数量 (1993年)  
NUMBER OF BOOKS PUBLISHED FOR CHILDREN BY REGION (1993)

| 地区 Region          | 种数<br>(种)<br>Number of<br>Publications | 印数<br>(万册)<br>Printed Copies<br>(10 000 copies) | 印张<br>(千印张)<br>Printed Signatures<br>(1 000 signatures) |
|--------------------|--|---|---|
| 全国 National        | 4 086                                  | 18 696  | 353 283   |
| 中央 Central         | 969                                    | 4 845   | 92 150  |
| 地方 Local           | 3 117                                  | 13 851  | 261 133   |
| 北京 Beijing         | 132                                    | 174   | 8 456   |
| 天津 Tianjin         | 142                                    | 857   | 14 193  |
| 河北 Hebei           | 75                                     | 214   | 10 011  |
| 山西 Shanxi          | 32                                     | 289   | 5 776   |
| 内蒙古 Inner Mongolia | 30                                     | 4   | 238   |
| 辽宁 Liaoning        | 62                                     | 370   | 9 663   |
| 吉林 Jilin           | 135                                    | 362   | 18 656  |
| 黑龙江 Heilongjiang   | 52                                     | 138   | 7 902   |
| 上海 Shanghai        | 207                                    | 2 940   | 13 120  |
| 江苏 Jiangsu         | 117                                    | 703   | 20 595  |
| 浙江 Zhejiang        | 168                                    | 1 406   | 28 425  |
| 安徽 Anhui           | 172                                    | 246   | 6 898   |
| 福建 Fujian          | 145                                    | 755   | 20 204  |
| 江西 Jiangxi         | 9                                      | 117   | 2 043   |
| 山东 Shandong        | 195                                    | 1 575   | 29 538  |
| 河南 Henan           | 70                                     | 103   | 3 913   |
| 湖北 Hubei           | 96                                     | 149   | 5 104   |
| 湖南 Hunan           | 132                                    | 450   | 18 371  |
| 广东 Guangdong       | 44                                     | 150   | 2 820   |
| 广西 Guangxi         | 234                                    | 643   | 10 165  |
| 海南 Hainan          | 15                                     | 28  | 766   |
| 四川 Sichuan         | 181                                    | 2 121   | 21 240  |
| 贵州 Guizhou         | 0                                      | 0   | 0   |
| 云南 Yunnan          | 33                                     | 19  | 872   |
| 西藏 Tibet           | 0                                      | 0   | 0   |
| 陕西 Shaanxi         | 15                                     | 8   | 773   |
| 甘肃 Gansu           | 0                                      | 0   | 0   |
| 青海 Qinghai         | 11                                     | 14  | 436   |
| 宁夏 Ningxia         | 9                                      | 11  | 682   |
| 新疆 Xinjiang        | 4                                      | 5   | 273   |

18-65 全国图书发行流转情况 (1993年)  
 BASIC STATISTICS FOR DISTRIBUTION AND CIRCULATION  
 OF BOOKS BY REGION (1993)

单位: 万册、万元

(10 000 copies) (10 000 yuan)

| 地区 Region          | 图书购进 Purchases |           | 图书销售 Sale |           | 图书库存 Stock |           |
|--------------------|----------------|-----------|-----------|-----------|------------|-----------|
|                    | 册数 Copies      | 金额 Amount | 册数 Copies | 金额 Amount | 册数 Copies  | 金额 Amount |
| 全国 National        | 676 524        | 1 466 306 | 710 572   | 1 439 073 | 274 532    | 600 646   |
| 中央 Central         | 55 415         | 252 357   | 22 796    | 125 508   | 16 408     | 61 338    |
| 地方 Local           | 621 109        | 1 213 949 | 687 776   | 1 313 565 | 258 124    | 539 308   |
| 北京 Beijing         | 9 418          | 51 993    | 7 531     | 40 018    | 5 574      | 29 242    |
| 天津 Tianjin         | 12 765         | 38 366    | 6 891     | 26 156    | 4 051      | 9 372     |
| 河北 Hebei           | 26 185         | 40 982    | 37 395    | 52 905    | 10 838     | 15 041    |
| 山西 Shanxi          | 14 383         | 23 152    | 17 130    | 26 909    | 7 770      | 11 757    |
| 内蒙古 Inner Mongolia | 10 971         | 17 329    | 10 891    | 18 121    | 4 890      | 9 068     |
| 辽宁 Liaoning        | 25 081         | 54 053    | 25 059    | 50 856    | 8 911      | 23 106    |
| 吉林 Jilin           | 11 422         | 26 578    | 16 053    | 26 847    | 4 924      | 6 664     |
| 黑龙江 Heilongjiang   | 13 363         | 24 199    | 19 372    | 35 406    | 7 760      | 12 931    |
| 上海 Shanghai        | 38 759         | 156 454   | 18 541    | 102 136   | 10 054     | 51 085    |
| 江苏 Jiangsu         | 37 641         | 61 122    | 44 260    | 94 027    | 16 542     | 40 168    |
| 浙江 Zhejiang        | 25 346         | 59 602    | 26 849    | 62 370    | 12 647     | 30 308    |
| 安徽 Anhui           | 31 409         | 46 332    | 30 129    | 48 921    | 17 840     | 28 272    |
| 福建 Fujian          | 26 687         | 41 020    | 20 816    | 40 244    | 13 052     | 18 911    |
| 江西 Jiangxi         | 18 014         | 22 116    | 21 768    | 30 392    | 5 858      | 11 153    |
| 山东 Shandong        | 32 872         | 49 304    | 48 991    | 81 775    | 10 421     | 25 558    |
| 河南 Henan           | 31 577         | 36 169    | 44 704    | 54 958    | 11 034     | 14 565    |
| 湖北 Hubei           | 25 333         | 52 496    | 33 054    | 55 121    | 14 589     | 20 127    |
| 湖南 Hunan           | 39 386         | 58 832    | 36 505    | 56 888    | 13 868     | 24 162    |
| 广东 Guangdong       | 40 358         | 77 894    | 66 547    | 94 126    | 14 330     | 27 707    |
| 广西 Guangxi         | 22 494         | 35 348    | 23 575    | 38 622    | 4 750      | 10 614    |
| 海南 Hainan          | 2 963          | 5 803     | 4 890     | 8 506     | 1 442      | 1 978     |
| 四川 Sichuan         | 51 479         | 137 848   | 45 058    | 149 097   | 20 806     | 55 250    |
| 贵州 Guizhou         | 13 892         | 13 667    | 13 792    | 16 864    | 8 120      | 8 978     |
| 云南 Yunnan          | 18 127         | 19 728    | 23 657    | 27 042    | 6 061      | 17 704    |
| 西藏 Tibet           | 274            | 590       | 230       | 517       | 381        | 372       |
| 陕西 Shaanxi         | 23 761         | 37 790    | 21 949    | 36 697    | 13 899     | 18 899    |
| 甘肃 Gansu           | 8 904          | 13 485    | 10 892    | 18 660    | 2 914      | 6 051     |
| 青海 Qinghai         | 795            | 1 846     | 1 084     | 2 584     | 1 527      | 3 877     |
| 宁夏 Ningxia         | 1 922          | 3 356     | 2 721     | 4 671     | 1 059      | 2 329     |
| 新疆 Xinjiang        | 5 528          | 6 495     | 7 442     | 12 129    | 2 212      | 4 059     |

18-66 全国出版系统利润情况 (1993年)  
 BASIC STATISTICS FOR PROFITS ON BOOKS PUBLISHED AND  
 DISTRIBUTION SECTOR BY REGION (1993)

单位: 万元

(10 000 yuan)

| 地区 Region          | 全年利润总额 Total Profits |               |             |                 |                        |          |
|--------------------|----------------------|---------------|-------------|-----------------|------------------------|----------|
|                    | 合计 Total             | 出版 Publishing | 印刷 Printing | 发行 Distribution | 物资 Goods and Materials | 其他 Other |
| 全国 National        | 146 896              | 89 373        | 7 035       | 39 188          | 7 942                  | 3 358    |
| 中央 Central         | 8 414                | 3 298         | 578         | 2 002           | 1 300                  | 1 236    |
| 地方 Local           | 138 482              | 86 075        | 6 457       | 37 186          | 6 642                  | 2 122    |
| 北京 Beijing         | 4 013                | 1 249         | 2 764       |                 |                        |          |
| 天津 Tianjin         | 3 301                | 2 016         | 13          | 789             | 176                    | 307      |
| 河北 Hebei           | 5 580                | 3 337         | 450         | 1 659           | 119                    | 15       |
| 山西 Shanxi          | 3 467                | 2 014         | 302         | 856             | 303                    | -8       |
| 内蒙古 Inner Mongolia | 347                  | - 425         | -90         | 857             | 5                      |          |
| 辽宁 Liaoning        | 6 309                | 5 129         | 70          | 834             | 276                    |          |
| 吉林 Jilin           | 4 163                | 2 973         | 205         | 769             | 183                    | 33       |
| 黑龙江 Heilongjiang   | 3 032                | 2 147         | - 335       | 474             | 100                    | 646      |
| 上海 Shanghai        | 10 154               | 6 482         | 5           | 2 168           | 587                    | 912      |
| 江苏 Jiangsu         | 15 124               | 11 392        | 98          | 3 134           | 358                    | 142      |
| 浙江 Zhejiang        | 6 010                | 3 588         | 442         | 1 734           | 246                    |          |
| 安徽 Anhui           | 4 994                | 2 558         | 439         | 1 937           | 71                     | -11      |
| 福建 Fujian          | 4 642                | 3 839         | 46          | 514             | 61                     | 182      |
| 江西 Jiangxi         | 4 391                | 3 700         | 95          | 525             | 71                     |          |
| 山东 Shandong        | 8 143                | 4 408         | 814         | 2 491           | 351                    | 79       |
| 河南 Henan           | 8 078                | 4 657         | 461         | 2 335           | 612                    | 13       |
| 湖北 Hubei           | 5 880                | 4 718         | 107         | 627             | 428                    |          |
| 湖南 Hunan           | 9 554                | 6 206         | 614         | 2 267           | 463                    | 4        |
| 广东 Guangdong       | 7 872                | 3 281         | 448         | 3 885           | 258                    |          |
| 广西 Guangxi         | 7 013                | 5 733         | 372         | 415             | 493                    |          |
| 海南 Hainan          | 665                  | 240           | 425         |                 |                        |          |
| 四川 Sichuan         | 5 087                | 1 870         | 455         | 2 676           | 435                    | - 349    |
| 贵州 Guizhou         | 1 495                | 866           | 21          | 588             | 20                     |          |
| 云南 Yunnan          | 2 859                | 877           | 654         | 1 179           | 149                    |          |
| 西藏 Tibet           | - 466                | - 426         | 89          | - 129           |                        |          |
| 陕西 Shaanxi         | 4 124                | 2 954         | 465         | 263             | 285                    | 157      |
| 甘肃 Gansu           | 1 526                | 601           | 147         | 660             | 118                    |          |
| 青海 Qinghai         | - 236                | - 178         | -45         | -5              | -8                     |          |
| 宁夏 Ningxia         | 338                  | 189           | -25         | 102             | 72                     |          |
| 新疆 Xinjiang        | 1 023                | 80            | 140         | 393             | 410                    |          |



18-67 图书、杂志和报纸出版数量  
BOOKS, DMAGAZINES AND NEWSPAPER PUBLISHED

| 年份<br>Year | 图 书 Books Published                       |                             |   |   | 杂 志 Magazines Published                   |   |   |   | 报 纸 Newspapers Published                                    |   |   |   |
|------------|---|-----------------------------|---|---|---|---|---|---|---|---|---|---|
|            | 种数<br>(种)<br>Number<br>of<br>Publications | #新出版<br>New<br>Publications | 印数<br>(亿册、<br>张)<br>Printed<br>Copies<br>(100 000<br>000) | 印张数<br>(亿印张)<br>Printed<br>Signatures<br>(100 000<br>000) | 种数<br>(种)<br>Number<br>of<br>Publications | 每期平均<br>印数<br>(万册)<br>Average<br>Printed<br>Copies<br>Per Issue<br>(10 000) | 总印数<br>(亿册)<br>Total<br>Printed<br>Copies<br>(100 000<br>000) | 总印张数<br>(亿印张)<br>Total<br>Printed<br>Signatures<br>(100 000<br>000) | 种数<br>(种)<br>Number<br>of News<br>-paper<br>Publish<br>-ers | 每期平均<br>印数<br>(万份)<br>Average<br>Printed<br>Copies<br>Per Issue<br>(10 000) | 总印数<br>(亿份)<br>Total<br>Printed<br>Copies<br>(100 000<br>000) | 总印张数<br>(亿印张)<br>Total<br>Printed<br>Signatures<br>(100 000<br>000) |
| 1952       | 13 692                                    | 7 940                       | 7.9   | 17.0  | 354                                       | 1 194.7   | 2.0   | 2.8   | 296   | 737.2   | 16.1  | 13.3  |
| 1957       | 27 571                                    | 18 660                      | 12.8  | 35.0  | 634                                       | 1 910.9   | 3.2   | 6.9   | 364   | 1 130.7   | 24.4  | 23.8  |
| 1962       | 16 548                                    | 8 305                       | 10.9  | 30.7  | 483                                       | 1 267.3   | 2.0   | 4.2   | 273   | 1 158.9   | 25.8  | 22.1  |
| 1965       | 20 143                                    | 12 352                      | 21.7  | 56.2  | 790                                       | 2 882.5   | 4.4   | 9.4   | 343   | 2 476.6   | 47.4  | 40.3  |
| 1970       | 4 889                                     | 3 870                       | 17.9  | 37.0  | 21  | 537.1   | 0.7   | 3.8   | 42  | 1 300.9   | 46.5  | 50.3  |
| 1975       | 13 716                                    | 10 633                      | 35.8  | 101.8   | 476                                       | 3 657.3   | 4.4   | 14.7  | 180   | 3 203.0   | 109.7   | 96.4  |
| 1978       | 14 987                                    | 11 888                      | 37.7  | 135.4   | 930                                       | 6 200.1   | 7.6   | 22.7  | 186   | 4 280.1   | 127.8   | 113.5   |
| 1980       | 21 621                                    | 17 660                      | 45.9  | 195.7   | 2 191                                     | 10 298.4  | 11.2  | 36.7  | 188   | 6 236.0   | 140.4   | 141.7   |
| 1983       | 35 700                                    | 25 826                      | 58.0  | 232.4   | 3 415                                     | 15 995.4  | 17.7  | 52.5  | 340   | 9 611.3   | 155.1   | 142.7   |
| 1984       | 40 072                                    | 28 794                      | 62.5  | 260.6   | 3 907                                     | 20 440.2  | 21.8  | 64.3  | 458   | 16 246.2  | 180.8   | 162.3   |
| 1985       | 45 603                                    | 33 743                      | 66.7  | 282.7   | 4 705                                     | 23 952.0  | 25.6  | 77.3  | 698   | 19 107.0  | 199.8   | 174.0   |
| 1986       | 51 789                                    | 39 426                      | 52.0  | 220.3   | 5 248                                     | 21 980.0  | 24.0  | 73.0  | 791   | 14 627.7  | 193.9   | 172.2   |
| 1987       | 60 213                                    | 42 854                      | 62.5  | 261.2   | 5 687                                     | 24 375.0  | 25.9  | 72.7  | 850   | 15 524.4  | 204.9   | 183.2   |
| 1988       | 65 961                                    | 46 774                      | 62.2  | 269.0   | 5 865                                     | 23 275.0  | 25.5  | 71.2  | 829   | 15 170.2  | 207.2   | 189.7   |
| 1989       | 74 973                                    | 55 475                      | 58.6  | 243.6   | 6 078                                     | 17 145.0  | 18.4  | 50.7  | 852   | 11 574.6  | 156.2   | 143.6   |
| 1990       | 80 224                                    | 55 254                      | 56.4  | 232.1   | 5 751                                     | 16 156.0  | 17.9  | 48.1  | 773   | 11 595.0  | 160.5   | 148.7   |
| 1991       | 89 615                                    | 58 467                      | 61.4  | 266.1   | 6 056                                     | 18 215.0  | 20.6  | 54.4  | 812   | 12 433.0  | 176.6   | 165.6   |
| 1992       | 92 148                                    | 58 169                      | 63.4  | 280.4   | 6 486                                     | 20 506.0  | 23.6  | 62.7  | 875   | 13 440.9  | 189.1   | 190.8   |
| 1993       | 96 761                                    | 66 313                      | 59.3  | 282.3   | 7 011                                     | 20 780.0  | 23.5  | 64.2  | 943   | 13 626.8  | 192.6   | 224.4   |

注：1970、1979-1993年为省、自治区、直辖市级以上报纸的数字，其他年份均包括专区级报纸的数字。

a)1970, 1979-1993 figures refer to newspapers published at or above provincial level, other years also include those at prefectural level.

18-68 艺术表演团体演出情况 (1993年)  
BASIC STATISTICS FOR PERFORMANCE OF ART TROUPES (1993)

| 种 类<br>Item   | 演出场数<br>(万场)<br>Performances<br>Shows<br>(10 000) | #到农村演出<br>Shows in<br>Rural Areas<br>(10 000) | 观众人数<br>(万人次)<br>Spectators<br>(10 000<br>person.times) |
|---|---|---|---|
|   |   |   |   |
| 总 计<br>Total  | 40.8  | 26.4  | 42 530.2  |
| 国有剧团<br>Troupes Sponsored by State-Owned Units  | 23.8  | 12.9  | 24 231.2  |
| 集体经营剧团<br>Troupes Sponsored by Collectives  | 17.0  | 13.5  | 18 299.0  |
| 按剧种分:<br>Art Troupes  |   |   |   |
| 话剧、儿童剧、滑稽剧团<br>Drama, Children's Play and Comedy Troupes  | 1.2   | 0.2   | 929.5   |
| 歌舞剧团<br>Opera, Ballet and Dance Troupes   | 3.3   | 0.6   | 2 527.8   |
| 文工团、宣传队、<br>乌兰牧骑<br>Cultural and Performance Troupes and<br>Ulanmuchi (equestrian art troupes)                                  | 3.1   | 1.7   | 2 569.3   |
| 乐团、合唱团<br>Philharmonic and Chorus Troupes   | 0.1   | 85.4  |   |
| 戏曲剧团<br>Local Opera Troupes   | 26.8  | 21.5  | 33 492.6  |
| 京剧<br>Local Peking Opera Troupes  | 1.0   | 0.4   | 990.7   |
| 曲艺杂技木偶皮影团<br>Recitation and Ballad Troupes,<br>Acrobatics and Circus Troupes, Puppet Show<br>Troupes, and Shadow Puppet Troupes | 6.3   | 2.4   | 2 925.6   |

注：歌舞剧团包括歌剧、舞剧、歌舞剧团、歌舞团和轻音乐团。(下表同)

18-69 艺术表演团体收支情况 (1993年)  
REVENUE AND EXPENDITURES OF ART TROUPE (1993)

| 种 类<br>Item   | 补贴团数<br>(个)<br>Troupes<br>Receiv-<br>ing Gov-<br>ernment<br>Subsid-<br>ies | 国家经<br>费补<br>贴<br>(万元)<br>Financi-<br>al Gov-<br>ernment<br>Subsi-<br>dies<br>(10 000<br>yuan) | 总 收 入                               |  | 总 支 出<br>(万元)<br>Total<br>Expendi-<br>tures<br>(10 000<br>yuan) | 经 费 自<br>给<br>(%)<br>Total<br>Revenue/<br>Total<br>Expendi-<br>tures<br>Ratio<br>(%) |
|---|--|--|-------------------------------------|--|---|--|
|   |  |  | (万元)<br>Revenue<br>(10 000<br>yuan) | 演出收入<br>Revenue<br>from<br>Perform-<br>ances |   |  |
| 总 计<br>Total  |  | 2 586 51 092.9   | 41 676.6                            | 21 756.0                                     | 100 105.8   | 41.6   |
| 国有剧团<br>Troupes Sponsored by State-Owned Units  |  | 1 860 45 201.7   | 32 236.3                            | 15 615.9                                     | 84 213.0  | 38.3   |
| 集体经营剧团<br>Troupes Sponsored by Collectives  |  | 726 5 891.2  | 9 440.3                             | 6 140.1                                      | 15 892.8  | 59.4   |
| 按剧种分:<br>Art Troupes  |  |  |                                     |  |   |  |
| 话剧、儿童剧、<br>滑稽剧团<br>Drama, Children's Play and Comedy<br>Troupes   | 85   | 3 841.9  | 3 389.1                             | 1 272.9                                      | 7 885.6   | 43.0   |
| 歌舞剧团<br>Opera, Ballet and Dance Troupes   | 290  | 10 976.6   | 6 911.8                             | 3 220.4                                      | 19 577.0  | 35.3   |
| 文工团、宣传队、<br>乌兰牧骑<br>Cultural and Performance Troupes and<br>Ulanmuchi (equestrian art troupes)  | 409  | 4 590.8  | 1 407.0                             | 808.6  | 6 337.0   | 22.2   |
| 乐团、合唱团<br>Philharmonic and Chorus Troupes   | 17   | 1 043.3  | 891.3                               | 214.2  | 1 877.2   | 47.5   |
| 戏曲剧团<br>Local Opera Troupes   | 1 596  | 27 206.0   | 23 867.3                            | 13 034.0                                     | 55 346.7  | 43.1   |
| 京剧<br>Local Peking Opera Troupes  | 119  | 4 897.2  | 2 708.0                             | 910.4  | 9 041.1   | 30.0   |
| 曲艺、杂技、木<br>偶、皮影团<br>Recitation and Ballad Troupes,<br>Acrobatics and Circus Troupes, Puppet<br>Show Troupes and Shadow Puppet Troupes | 188  | 3 434.3  | 5 210.1                             | 3 205.9                                      | 9 082.3   | 57.4   |

18-70 群众艺术馆、文化馆业务活动及经费情况 (1993年)  
BASIC STATISTICS FOR MASS ART CENTERS AND CULTURAL CENTERS  
ACTIVITIES, REVENUE AND EXPENDITURES (1993)

| 项 目<br>Item   | 总 计<br>Total | 群众艺术馆<br>Mass Art<br>Centers | 文化 馆<br>Cultural<br>Centers | 文化站<br>Cultural<br>Stations |
|---|--------------|------------------------------|-----------------------------|-----------------------------|
|   |              |                              |                             |                             |
| 举办展览<br>(个)<br>Exhibitions  | 29 636       | 1 392                        | 13 243                      | 15 001                      |
| 组织文艺活动<br>(次)<br>Art Performances and Story-Telling<br>Sessions (times)     | 86 680       | 4 306                        | 37 818                      | 44 556                      |
| 举办训练班<br>次<br>(次)<br>Classes (times)  | 34 279       | 4 519                        | 18 126                      | 11 634                      |
| 结业人次<br>(万人次)<br>Persons Completing Courses<br>(10 000 person.times)        | 134.5        | 19.8                         | 71.9                        | 42.7                        |
| 群众艺术馆、文化馆<br>负责指导单位<br>and Cultural Centers                                 |              |                              |                             |                             |
| 农村集镇文化中心<br>(个)<br>Cultural Centers in County Towns (unit)                  | 11 670       | 160                          | 11 510                      |                             |
| 文化俱乐部、室<br>(个)<br>Cultural Clubs (unit)                                     | 213 484      | 5 297                        | 208 187                     |                             |
| 文化户<br>(户)<br>Households Specializing in Cultural<br>Activities (household) | 223 300      | 2 865                        | 220 435                     |                             |
| 民间职业剧团<br>(个)<br>Folk Art Groups (Field) (unit)                             | 5 808        | 96                           | 5 712                       |                             |
| 群众业余演出团(队)<br>(个)<br>Part-time Art Groups (unit)                            | 40 320       | 385                          | 39 935                      |                             |
| 总支出<br>(万元)<br>Total Expenditures (10 000 yuan)                             | 57 877       | 12 431                       | 37 983                      | 7 463                       |
| #预算内<br>(万元)<br>Within Government Budget (10 000 yuan)                      | 36 848       | 8 890                        | 24 455                      | 3 503                       |
| #业务费<br>(万元)<br>Professional Expenditures (10 000 yuan)                     | 7 764        | 1 452                        | 4 889                       | 1 423                       |
| 修缮费<br>(万元)<br>Maintenance Expenditures (10 000 yuan)                       | 4 770        | 1 241                        | 2 708                       | 821                         |

注: 本表各项指标仅指文化部系统内的。

a) Refers to activities of cultural departments only.

## 18-71 公共图书馆业务活动及经费情况 (1993年)

## FACILITIES, SERVICES AND EXPENDITURES OF PUBLIC LIBRARIES (1993)

| 项 目<br>Item   | 总 计<br>Total | #省级公共图书馆<br>Public Libraries<br>at Provincial<br>Level |  | #县级公共图书馆<br>Public Libraries<br>at County<br>Level |  |
|---|--------------|--|--|--|--|
|   |              |  |  |  |  |
| 总藏量 (万册、件) Total Collections (10 000 volumes)                   | 31 410       | 8 153  |  | 12 170   |  |
| 书架总长度 (万米) Total Length of Bookshelves (10 000 m)               | 797          | 303  |  | 258  |  |
| 发放借书证数 (万个) Library Cards Distributed (10 000)                  | 562          | 65   |  | 301  |  |
| 图书流通情况<br>Circulation of Books                                  |              |  |  |  |  |
| 人 次 (万人次) Person-Times (10 000)                                 | 6 970        | 344  |  | 4 716  |  |
| 册 次 (万册次) Volume-Times (10 000)                                 | 11 685       | 775  |  | 7 562  |  |
| 为读者服务举办<br>Service Activities Provided<br>各种活动<br>for Readers   |              |  |  |  |  |
| 次 数 (次) Activities (times)                                      | 20 172       | 138  |  | 1 268  |  |
| 参加人数 (万人次) Readers Involved (10 000 person, times)              | 713          | 100  |  | 381  |  |
| 总支出 (万元) Total Expenditures (10 000 yuan)                       | 48 211       | 10 057   |  | 17 970   |  |
| #预算内 (万元) Within Government Budget (10 000 yuan)                | 41 385       | 8 979  |  | 15 032   |  |
| #藏量购置费 (万元) Purchases (10 000 yuan)                             | 12 043       | 3 637  |  | 2 307  |  |
| 本年新购藏量 (万册) Books Purchased During the Year<br>(10 000 volumes) | 790          | 149  |  | 333  |  |
| 公用房屋<br>Floor Space of Public Buildings                         |              |  |  |  |  |
| 建筑面积 (万平方米) (10 000 sq. m)                                      | 379.9        | 57.0   |  | 202.8  |  |
| #书 库 (万平方米) Stack Rooms (10 000 sq. m)                          | 108.5        | 21.2   |  | 50.0   |  |
| 阅览室座席 (万个) Seating Capacity Reading Rooms (10 000)              | 34.3         | 2.0  |  | 24.0   |  |

## 18-72 博物馆、文物机构业务活动及经费情况 (1993年)

FACILITIES, SERVICES AND EXPENDITURES OF MUSEUMS AND  
CULTURAL RELIC AGENCIES (1993)

| 项 目<br>Item   | 博 物 馆<br>Museums | 文 物 机 构<br>Cultural<br>Relic<br>Agencies | 文 物 保 护<br>管 理 机 构<br>Protection and<br>Management<br>Agencies |  | 其 他 文<br>物 机 构<br>Other<br>Agencies |  |
|---|------------------|--|--|--|-------------------------------------|--|
|   |                  |  |  |  |                                     |  |
| 藏 品 (件) Collections (piece)                                       | 8 644 857        | 2 705 060                                | 2 264 957  |  | 440 103                             |  |
| #一级品 (件) First Grade (piece)                                      | 41 060           | 16 528                                   | 15 648   |  | 880                                 |  |
| 业务活动<br>Operations  |                  |  |  |  |                                     |  |
| 陈列展览 (个) Displays and Exhibitions                                 | 4 576            | -  | -  |  | -                                   |  |
| 参观人数 (万人次) Visitors (10 000 person, times)                        | 8 982            | 6 105                                    | 6 105  |  | -                                   |  |
| 经费支出 (万元) Total Expenditures (10 000 yuan)                        | 43 511           | 34 366                                   | 28 869   |  | 5 497                               |  |
| #业务费 (万元) Professional Expenditures<br>(10 000 yuan)              | 5 985            | 3 990                                    | 2 796  |  | 1 194                               |  |
| #考古发掘费(万元) Archaeology and Excavation<br>Activities (10 000 yuan) | 504              | 1 447                                    | 1 144  |  | 303                                 |  |
| 维修费 (万元) Maintenance Expenditures<br>(10 000 yuan)                | 9 027            | 6 636                                    | 6 037  |  | 599                                 |  |
| 第三产业增加值 (万元) Value-added Tertiary Industry<br>(10 000 yuan)       | 10 787           | 9 451                                    | 8 097  |  | 1 354                               |  |

18-73 摄制电影片产量  
FILM PRODUCTION

| 年 份<br>Year               | 电影制片<br>(个)<br>Film Studios | 故 事 片<br>(部)<br>Feature Films<br>(film) | 美 术 片<br>(本)<br>Cartoons<br>(reel) | 科学教育片<br>(本)<br>Popular<br>Science Films<br>(reel) | 纪 录 片<br>(本)<br>Documentary<br>Films<br>(reel) |
|---------------------------|-----------------------------|---|------------------------------------|--|--|
| <b>Total 1949-1993年累计</b> |                             |   |                                    |  |  |
| 1952                      | 4                           | 4                                       | 2                                  | 41   | 157  |
| 1957                      | 11                          | 40                                      | 5                                  | 84   | 272  |
| 1962                      | 16                          | 34                                      | 17                                 | 94   | 133  |
| 1965                      | 16                          | 52                                      | 21                                 | 240  | 378  |
| 1975                      | 15                          | 27                                      | 11                                 | 214  | 313  |
| 1978                      | 12                          | 46                                      | 26                                 | 289  | 202  |
| 1980                      | 17                          | 82                                      | 32                                 | 337  | 242  |
| 1983                      | 19                          | 127                                     | 37                                 | 343  | 299  |
| 1984                      | 20                          | 144                                     | 37                                 | 387  | 399  |
| 1985                      | 20                          | 127                                     | 45                                 | 357  | 419  |
| 1986                      | 20                          | 134                                     | 46                                 | 383  | 417  |
| 1987                      | 22                          | 146                                     | 45                                 | 353  | 347  |
| 1988                      | 22                          | 158                                     | 38                                 | 344  | 350  |
| 1989                      | 22                          | 136                                     | 53                                 | 334  | 259  |
| 1990                      | 22                          | 134                                     | 51                                 | 326  | 296  |
| 1991                      | 22                          | 130                                     | 46                                 | 351  | 283  |
| 1992                      | 22                          | 170                                     | 56                                 | 354  | 307  |
| 1993                      | 22                          | 154                                     | 47                                 | 252  | 300  |

注：本表电影制片厂只包括国务院批准的厂。

a) Includes only those certified by the State Council.

18-74 广播、电视事业发展情况  
BASIC STATISTICS ON BROADCASTING AND TELEVISION STATIONS

| 项 目          | Item  | 1992     | 1993     | 1993年为1992年%<br>1993 as Percent-<br>age of 1992 |
|--------------|---|----------|----------|---|
| 职工人数 (人)     | Staff and Workers (person)                                | 380 133  | 392 210  | 103.2   |
| 广播电台 (座)     | Broadcasting Stations (set)                               | 812      | 987      | 121.6   |
| 发射台及转播台 (座)  | Broadcast Transmitting Stations and Relay Stations (set)  | 711      | 716      | 100.7   |
| 发射机功率 (千瓦)   | Broadcast Power of Stations (kw)                          | 37 689.2 | 36 364.6 | 96.5  |
| 县、市有线广播站 (座) | Wire Broadcast Stations in Counties and Cities (set)      | 2 452    | 2 382    | 97.1  |
| 广播人口覆盖率 (%)  | Coverage Rate (%)   | 75.6     | 76.3     | 100.9   |
| 电视台 (座)      | Television Stations (set)                                 | 586      | 684      | 116.7   |
| 电视发射及转播台 (座) | Television Transmission Stations and Relay Stations (set) | 32 643   | 35 880   | 109.9   |
| 发射机功率 (千瓦)   | Transmission Power of Television Stations (kw)            | 6 389.17 | 6 757.97 | 105.8   |
| 电视人口覆盖率 (%)  | Population Coverage Rate (%)                              | 81.3     | 82.3     | 101.2   |

18-75 广播、电视节目制作及采用情况  
PRODUCTION AND USE OF BROADCASTING AND TV PROGRAMS

单位: 小时

(hours)

| 项 目    | Item                                | 1985    | 1990    | 1991    | 1992    | 1993      |
|--------|-------------------------------------|---------|---------|---------|---------|-----------|
| 广播节目制作 | Production of Broadcasting Programs | 280 799 | 647 762 | 766 538 | 969 180 | 1 425 567 |
| #新闻    | News Programs                       | 65 954  | 135 550 | 152 996 | 178 104 | 236 774   |
| 教育     | Educational Programs                | 26 336  | 39 590  | 43 069  | 52 362  | 57 698    |
| 广播节目采用 | Use of Broadcasting Programs        |         |         |         |         |           |
| 本台     | Self-Use                            | 279 638 | 650 532 | 761 976 | 951 787 | 1 418 469 |
| 中央台    | Use by Central Broadcasting Station | 37 789  | 3 553   | 4 276   | 3 360   | 2 946     |
| 电视节目制作 | Production of TV Programs           | 38 056  | 91 572  | 108 492 | 148 143 | 218 260   |
| #新闻    | News Programs                       | 7 444   | 28 593  | 33 791  | 42 393  | 55 766    |
| 教育     | Educational Programs                | 15 809  | 5 364   | 5 611   | 5 630   | 5 818     |
| 电视节目采用 | Use of TV Programs                  |         |         |         |         |           |
| 本台     | Self-Use                            | 37 586  | 89 264  | 107 492 | 146 684 | 211 575   |
| 中央台    | Use by Central Television           | 3 019   | 1 277   | 1 038   | 2 416   | 2 076     |

18-76 广播、电视宣传基本情况 (1993年)  
BASIC STATISTICS FOR BROADCASTING AND TELEVISION (1993)

| 项 目           | Item                                      | 节 目<br>套 数<br>(套)<br>Pro-<br>grams<br>(sets)<br>(套) | 平均每日<br>(周)播出<br>时 间<br>(小时)<br>Program<br>Hours Per<br>Day/week<br>(Hours) | 自办节目<br>时 间<br>(小时)<br>Self-Pro-<br>duced<br>Programs<br>(hours) | #新闻节目<br>News<br>Program | #教育节目<br>Educa-<br>tional<br>Programs | #文艺节目<br>Entertain-<br>ment<br>Programs |
|---------------|---|---|---|--|--------------------------|---------------------------------------|---|
| 无线广播合计        | All Radio Broadcasting Stations           | 1 149   | 10 363  | 7 825  | 1 091                    | 358                                   | 3 581                                   |
| #中央人民<br>广播电台 | Central People's Broadcasting<br>Stations | 7   | 128   | 128  | 23                       | 2                                     | 64                                      |
| 国际广播<br>电台    | International Broadcasting<br>Stations    | -   | 167   | 167  | 48                       | 4                                     | 32                                      |
| 电视播映合计        | All Television Stations                   | 755   | 34 407  | 17 902   | 1 691                    | 534                                   | 11 864                                  |
| #中央电视台        | China Central Television                  | 4   | 385   | 385  | 68                       | 35                                    | 155                                     |
| 第一套节目         | Channel 1                                 | 1   | 118   | 118  | 23                       | 18                                    | 34                                      |
| 第二套节目         | Channel 2                                 | 1   | 100   | 100  | 22                       | 17                                    | 28                                      |
| 第三套节目         | Channel 3                                 | 1   | 60  | 60   | -                        | -                                     | 47                                      |
| 第四套节目         | Channel 4                                 | 1   | 107   | 107  | 23                       | -                                     | 46                                      |

注: 自办节目时间, 无线广播为平均每日, 电视播映为平均每周。

a) In self-produced program column, figures for radio broadcasting is based on hours per day, while that for television broadcasting is based on hours per week.

## 主要统计指标解释

**普通高等学校** 指按照国家规定的设置标准和审批程序批准举办,通过全国统一招生考试,招收高中毕业生为主要培养对象,实施高等教育的全日制大学、独立设置的学院和高等专科学校、短期职业大学。

**成人高等学校** 指按照国家有关规定审批,招收通过全国成人高教统一招生考试的具有高中毕业或同等学历的在职从业人员利用脱产、半脱产、业余或函授等多种形式对其实施高等学历教育,培养高等教育专科或本科毕业水平的专门人才,修业年限、课程设置和总学时数均按高等学历教育要求付诸实施的学校。包括广播电视大学、职工高等学校、农民高等学校、管理干部学院、教育学院、独立设置的函授学院等。

**小学学龄儿童入学率** 指调查范围内已入小学学习的学龄儿童占校内外学龄儿童总数(包括弱智儿童在内,但不包括盲聋哑儿童)的比重。计算公式:

$$\text{小学学龄儿童入学率} = \frac{\text{已入学的小学学龄儿童数}}{\text{校内外小学学龄儿童总数}} \times 100\%$$

**独立研究与开发机构** 指有明确的任务和研究方向,有一定学术水平的业务骨干和一定数量的研究人员,具有研究、开发、开展学术工作的基本条件,主要进行科学研究与技术开发活动,并且在行政上有独立的组织形式,财务上独立核算盈亏,有权与其他单位签订合同,在银行有单独户头的单位。包括国务院各部门、中国科学院、中国社会科学院和各省、自治区、直辖市以及地(市)以上(含地(市))各部门所属的国有独立的科学研究与技术开发机构。

**独立研究与开发机构职工** 指在科学研究与技术开发机构工作,并由其支付工资的各种人员。包括长期职工和临时职工,不包括编制以外的高休、退休人员和停薪留职人员,但包括招聘人员。

**研究与发展经费支出** 指报告期内用于研究与试验发展课题活动(基础研究、应用研究、试验发展)的全部实际支出。包括用于研究与试验发展课题活动的直接支出,还包括间接用于研究与试验发展活动的一切支出(院、所管理费、维持院、所正常运转的必需费用和与研究发展有关的基本建设支出)。

**科学家和工程师** 指具有大学本科及以上学历和不具备上述学历但有高、中级职称的人员。

**其他科技人员** 指大专、中专毕业和具有初级职称的从事科技活动人员。

**自然科学技术人员** 指已取得科学技术职称,或大学、中专的理、工、农、医科系毕业,以及国民经济各部门从工作实践中提拔,从事理、工、农、医等自然科学技术的研究、教学、生产的专业人员和在机关、企业、事业中从事科学技术业务管理工作的专业人员。

**工程技术人员** 指在国民经济各行业从事工程技术工作的自然科学技术专业人员,包括:高级工程师、工程师、助理工程师、技术员和未评定职称的技术人员。

**农业技术人员** 指在国民经济各行业从事农业技术工作的自然科学技术专业人员,包括:高级农艺师、农艺师、助理农艺师、技术员和未评定职称的技术人员。

**卫生技术人员** 指在国民经济各行业从事卫生医务工作的自然科学技术专业人员,包括:正副主任医师、主治医师、医师、医(护)士和未评定职称的技术人员。

**科学研究人员** 指在国民经济各行业从事科学技术活动的自然科学技术专业人员,包括:正副研究员、助理研究员、研究实习员、技术员和未评定职称的技术人员。

**教学人员** 指在国民经济各行业从事自然科学技术方面教学活动的专业人员,包括:正副教授、讲师、助教、教师和中学从事自然科学技术方面教学活动的教师。

**发明** 专利法及其实施细则所称的发明是指对有关产品、方法或其改进所提出的新的技术方案。

**实用新型** 专利法及其实施细则所称的实用新型是指对产品的形状、构造或者其结合所提出的适于实用的新的技术方案。

**外观设计** 专利法及其实施细则所称的外观设计是指对产品的形状、图案、色彩或者其结合所作出的富有美感并适于工业上应用的新设计。

**文化事业机构** 指从事专业文化工作和为专业文化工作服务的独立建制的单独核算的单位。不包括这些单位另外举办独立核算的其他机构和各部门的业余文化组织。

**艺术表演团体** 指从事戏曲、音乐、舞蹈、杂技等专业艺术表演,有独立帐户,实行单独核算的团体。不包括半工半艺、半农半艺的业余剧团。

**电影放映单位** 指具有放映机器设备、固定或不固定的放映场所与专职或兼职的放映技术人员,经有关部门登记批准,经常为一定的观众对象放映电影的机构。包括经批准对外开放进行营业,并与电影发行放映管理机构分帐的专用放映单位和军委系统租片单位。

**电影观众人数(人次)** 指各类型放映单位及军委系统租片单位映出的观众人次数。一个观众连续看了一部长片和短片专场规定的短片,为二人次。

**艺术表演观众人数(人次)** 指售票、包场演出或民族地区免费演出的艺术表演观众人次数。不包括彩排审查和内部观摩演出的观看人次数。

## Explanatory Notes for Major Indicators

**General Institutions of Higher Learning** refers to educational establishments set up according to government evaluation and approval procedures, enrolling graduates from high schools and providing higher education courses and training for senior professionals. They include full-time universities, colleges, high professional schools and short-term professional universities.

**Institutions of Higher Learning for Adults** refers to educational establishments, set up in line with relevant rules approved by government, enrolling workers or staff, with high school or equivalent education, and providing higher education courses in many forms of full-time, part-time, spare-time, or correspondence for adults. Professionals thus trained receive a qualification equivalent to graduates studying regular courses at general colleges, universities and professional colleges. Institutions of higher learning for adult include Radio and TV universities, schools of high education for staff and workers and peasants, colleges for management cadres, pedagogical colleges, independent correspondence colleges.

**Enrollment Rate of Primary School-Age Children** refers to the proportion of school-age children enrolled at schools in the total number school-age children both in and outside schools (including retarded children, but excluding blind, deaf and mute children). The formula is:

$$\text{Enrollment Rate of Primary School-age Children} = \frac{\text{Total Primary School-age Children at Schools}}{\text{Total Primary School-age Children Both At and Outside Schools}} \times 100\%$$

**Independent Research and Development Institutions** refers to the state-owned institutions which have direct mission and research purpose, a certain research level and quantities of personnel, favorable conditions for R&D and engaging in scientific research and technological development. The institutions also have their own independent organization and finance, authority to sign contract with other units, with their own accounts in banks. Independent research and development institutions include the institutions attached to central government agencies and the institutions attached to local governments.

**Number of Personnel of Independent Research and Development Institutions** refers to person who work and earn salary in research and development institutions. It includes regular full-time staff and workers, staff and workers under contract, and others, excludes retirees and persons who leave their work temporarily without payment but still retain their posts.

**Total Expenditure on Research and Development** refers to all actual expenditure made for R & D (fundamental research, applied research and experimental development) in reference period. It includes direct expenditure on R & D and indirect expenditure on R & D (including management expenses, administrative expense and capital construction investment relating to R & D).

**Scientists and Engineers** refers to person who completed university or higher education or obtained a title of senior and middle-level professional position.

**Other Technical Personnel** refers to person involved in science and technology with secondary or university



education and with junior position titles.

**Natural Scientific and Technical Personnel** refers to those professionals holding scientific and technical titles or taking such positions, or having graduated from departments of science, engineering, agriculture and medicine, and/or having been promoted in practice at different national economic departments and working on research, teaching and production (enterprise) technique in the scientific and technological fields such as science, engineering, agriculture and medicine, etc., and the professionals doing administrative work related to science and technology in government agencies, enterprises and institutions.

**Engineering Professionals** refers to those professionals engaged in engineering science and technology in different sectors of the national economy, including senior engineers, engineers, assistant engineers, technicians and technical personnel without position titles.

**Agricultural Professionals** refers to those professionals working on the science of agriculture in different sectors of the national economy, including senior agronomists, agronomists, assistant agronomists, technicians and technical personnel without position titles.

**Public Health Professionals** refers to those professionals engaged in medical and health work in different sectors of the national economy, including director doctors and their deputies, doctors in charge, doctors, assistant doctors (nurses) and technical personnel without position titles.

**Scientific Research Personnel** refers to those personnel engaged in scientific and technical activities in different sectors of the national economy, including research fellows and their deputies, assistant research fellows, research trainees, technicians and technical personnel without position titles.

**Teaching Personnel** refers to those professionals engaged in the teaching of science and technology in different sectors of the national economy, including professors, associate professors, lecturers, teaching assistants, teachers and teaching personnel in science and technology in middle schools.

**Inventions** as specified by the patent law and its detailed rules and regulations for implementation refers to the new technical proposals to the products or methods or their modifications.

**Utility Models** as specified by the patent law and its detailed rules and regulations for implementation refers to the practical and new technical proposals on the shape and structure of the product or the combination of both.

**Exterior Designs** as specified by the patent law and its detailed rules and regulation for implementation refers to the aesthetics and industry-applicable new designs for the shape, design and color of the product, or their combinations.

**Cultural Institutions** refers to units who have their own establishment and independent finance and specialize in or serve cultural development. Cultural Institutions exclude other establishments run by units under the cultural authorities and amateur cultural groups established by other departments.

**Art Performing Troupes** refers to those finance groups with their own bank accounts specializing in performing operas, music, dances and acrobatics, excluding half-working-half-performing amateur troupes.

**Film Projection Units** refers to units with film projection equipment, full or part-time projectionists, permanent or non-permanent places, approved by related administrative departments to show films regularly for certain groups of audience, including those film projection units which have been approved to give commercial shows and registered with film circulation and projection administrations as well as those film-renting units of the military system.

**Number of Film Viewers (Goers)** refers to the size of audience at film shows given by various film projection units and those film-renting units of the military system. A viewer who has watched continuously a long film and enough short films to be counted as a special show of short films, is counted twice.

**Number of Spectators at Art Performance** refers to attendants at commercial shows, completely booked shows or free shows given in minority nationality-inhabited areas, and does not include the audiences at rehearsals for examination and internal shows for study.



十九 体育、卫生、社会福利和其他

SPORTS, PUBLIC HEALTH,  
SOCIAL WELFARE AND OTHERS



19-1 体委系统职工人数 (1993年)  
PERSONNEL OF PHYSICAL CULTURE AND SPORTS COMMISSIONS (1993)

单位: 人

(persons)

| 人员分类<br>Item                                  | 合 计<br>Total | #优秀运动队<br>Accomplished<br>Athletes | #体育运动学校<br>Physical Cultural<br>and Sports<br>Schools | #重点业余体校<br>Key Youth Part-<br>Time Sports<br>Schools |
|---|--------------|------------------------------------|---|--|
| 总 计 Total                                     | 137 693      | 36 087                             | 13 413  | 9 367  |
| 运 动 员 Athletes                                | 18 509       | 18 509                             | -   | -  |
| 专职教练员 Full-Time Coaches                       | 25 009       | 4 596                              | 3 585   | 4 596  |
| 专职文化教师 Full-Time Teachers                     | 8 072        | 679                                | 3 998   | 1 253  |
| 科 技 人 员 Scientific and<br>Technical Personnel | 1 876        | 110                                | 109   | -  |
| 医 务 人 员 Medical personnel                     | 1 978        | 1 028                              | 316   | 115  |
| 管 理 人 员 Administrative Staff                  | 43 703       | 5 654                              | 2 752   | 1 705  |
| 其 他 Other                                     | 38 546       | 5 511                              | 2 653   | 1 698  |

续表 1 continued

单位: 人

(persons)

| 人员分类<br>Item                                  | #体育中学<br>Physical Cultural<br>Middle<br>Schools | #普通业余体校<br>Popular Part-<br>Time Sports<br>Schools | #公共体育场馆<br>Public Stadiums<br>and Gymnasiums | #训练基地<br>Training<br>Bases |
|---|---|--|--|----------------------------|
| 总 计 Total                                     | 2 087   | 17 787   | 16 454                                       | 1 989                      |
| 运 动 员 Athletes                                | -   | -  | -  | -                          |
| 专职教练员 Full-Time Coaches                       | 709   | 11 385   | -  | -                          |
| 专职文化教师 Full-Time Teachers                     | 738   | 1 321  | -  | -                          |
| 科 技 人 员 Scientific and<br>Technical Personnel | -   | -  | 102  | 64                         |
| 医 务 人 员 Medical personnel                     | 22  | 74   | 123  | 57                         |
| 管 理 人 员 Administrative Staff                  | 319   | 2 522  | 6 063  | 671                        |
| 其 他 Other                                     | 299   | 2 485  | 10 166                                       | 1 197                      |

19-2 等级运动员、等级裁判员发展人数 (1993年)  
 CERTIFIED ATHLETES AND REFEREES BY TYPE OF SPORTS (1993)

单位: 人

(persons)

| 运动项目  | Item                    | 等级<br>运动员<br>Certified<br>Athletes | #国际级<br>运动健将<br>International<br>-al Master<br>Athletes | #运动<br>健将<br>Master<br>Athletes | #一级<br>First<br>Grades<br>Athletes | 等级<br>裁判员<br>Certified<br>Referees | #国际<br>裁判<br>International<br>Referees | #国家<br>级<br>National<br>Referees | #一<br>级<br>First<br>Grade<br>Referees |
|-------|-------------------------|------------------------------------|---|---------------------------------|------------------------------------|------------------------------------|--|----------------------------------|---------------------------------------|
| 总计    | Total                   | 58 046                             | 86  | 1 204                           | 1 299                              | 39 080                             | 30                                     | 427                              | 2 943                                 |
| #田径   | Track and Field         | 40 354                             | 2   | 266                             | 168                                | 13 169                             |  | 113                              | 634                                   |
| 游泳    | Swimming                | 3 344                              | 28  | 122                             | 102                                | 841                                |  |                                  | 138                                   |
| 跳水    | Diving                  | 77                                 | 5   | 26                              | 4                                  | 19                                 |  | 5                                | 1                                     |
| 水球    | Water Polo              | 59                                 |   | 4                               | 5                                  | 13                                 |  |                                  | 11                                    |
| 举重    | Weightlifting           | 1 221                              | 9   | 147                             | 46                                 | 245                                |  |                                  | 52                                    |
| 体操    | Gymnastics              | 306                                | -   | 19                              | 40                                 | 189                                |  | 28                               | 70                                    |
| 射击    | Shooting                | 752                                | 3   | 19                              | 81                                 | 269                                |  | 6                                | 66                                    |
| 射箭    | Archery                 | 131                                | 1   | 11                              | 29                                 | 94                                 |  | 13                               | 3                                     |
| 摔跤    | Wrestling               | 388                                | 2   | 30                              | 74                                 | 178                                |  | 27                               | 18                                    |
| 柔道    | Judo                    | 360                                | -   | 25                              | 27                                 | 143                                |  | 38                               | 46                                    |
| 自行车   | Cycling                 | 61                                 | 2   | 10                              | 6                                  | 118                                |  | 13                               | 13                                    |
| 击剑    | Fencing                 | 139                                | -   | 16                              | 39                                 | 33                                 |  | 12                               | 10                                    |
| 赛艇    | Rowing                  | 87                                 | 4   | 9                               | 33                                 | 64                                 |  |                                  | 42                                    |
| 皮划艇   | Canoeing                | 87                                 |   | 8                               | 32                                 | 85                                 |  |                                  | 53                                    |
| 帆船    | Sailing                 | 5                                  |   |                                 | 1                                  | 34                                 |  |                                  | 34                                    |
| 帆板    | Wind Surfing            | 8                                  |   |                                 | 1                                  | 1                                  |  |                                  | 1                                     |
| 马术    | Equestrian              | 34                                 |   | 1                               | 8                                  | 9                                  |  |                                  | 4                                     |
| 滑雪    | Skiing                  | 10                                 |   |                                 |                                    | 5                                  |  |                                  |                                       |
| 冰球    | Ice Hockey              |                                    |   |                                 |                                    | 22                                 |  |                                  |                                       |
| 速度滑冰  | Speed Skating           | 272                                |   |                                 |                                    | 198                                | 7                                      |                                  | 11                                    |
| 花样滑冰  | Figure Skating          |                                    |   |                                 |                                    | 9                                  | 7                                      |                                  |                                       |
| 篮球    | Basketball              | 2 923                              |   | 40                              | 59                                 | 9 873                              | 4                                      |                                  | 430                                   |
| 排球    | Volleyball              | 1 041                              |   | 20                              | 41                                 | 1 492                              |  | 14                               | 78                                    |
| 足球    | Football                | 1 500                              |   | 39                              | 41                                 | 1 593                              |  |                                  | 182                                   |
| 乒乓球   | Table Tennis            | 1 634                              |   | 15                              | 57                                 | 2 149                              |  | 47                               | 248                                   |
| 羽毛球   | Badminton               | 288                                | 3   | 4                               | 41                                 | 551                                |  |                                  | 55                                    |
| 网球    | Tennis                  | 45                                 |   | 7                               | 4                                  | 261                                |  | 7                                | 54                                    |
| 手球    | Handball                | 118                                |   |                                 | 43                                 | 8                                  |  |                                  | 2                                     |
| 棒球    | Baseball                | 38                                 |   | 6                               | 14                                 | 30                                 |  | 4                                | 5                                     |
| 垒球    | Softball                | 9                                  |   | 3                               | 5                                  | 36                                 |  | 5                                |                                       |
| 曲棍球   | Hockey                  | 24                                 |   | 23                              |                                    |                                    |  |                                  |                                       |
| 技巧    | Acrobatic<br>Gymnastics | 184                                | 12  | 72                              | 7                                  | 23                                 |  | 8                                | 6                                     |
| 国际象棋  | International<br>Chess  | 81                                 |   |                                 | 10                                 | 128                                |  |                                  | 15                                    |
| 中国象棋  | Chinese Chess           | 290                                | 6   | 15                              | 27                                 | 448                                |  |                                  | 55                                    |
| 围棋    | Weiqi                   | 119                                |   |                                 | 4                                  | 330                                |  |                                  | 19                                    |
| 桥牌    | Bridge                  | 29                                 |   |                                 |                                    | 184                                |  |                                  | 43                                    |
| 武术    | Wu Shu                  | 982                                |   | 90                              | 69                                 | 1 344                              |  |                                  | 195                                   |
| 摩托车   | Motorcycling            |                                    |   |                                 |                                    | 61                                 |  |                                  | 3                                     |
| 无线电测向 | Radio Goniometry        | 109                                |   | 4                               | 40                                 | 75                                 |  |                                  | 1                                     |
| 蹼泳    | Web Swimming            | 52                                 | 2   | 8                               | 15                                 | 57                                 |  | 2                                | 46                                    |
| 航海模型  | Model Ship Sailing      | 104                                |   | 22                              | 24                                 | 25                                 |  |                                  | 9                                     |
| 滑翔    | Gliding                 | 5                                  |   |                                 |                                    |                                    |  |                                  |                                       |

19-3 新建体育场地数  
NEWLY-BUILT STADIUMS AND GYMNASIUMS

单位: 个

| 项 目    | Item                          | 1980 | 1985 | 1990  | 1992  | 1993  |
|--------|-------------------------------|------|------|-------|-------|-------|
| 总 计    | Total                         | 709  | 700  | 3 681 | 8 297 | 3 901 |
| #体育场   | Stadiums                      | 10   | 47   | 27    | 54    | 35    |
| 体育馆    | Gymnasiums                    | 9    | 29   | 34    | 45    | 16    |
| 游泳池    | Swimming Pools                | 44   | 135  | 105   | 128   | 72    |
| 有固定看台的 | Illuminated Fields with Fixed |      |      |       |       |       |
| 灯光球场   | Seating                       | 96   | 137  | 60    | 94    | 68    |

19-4 我国运动员历年创世界纪录情况 (1956-1993年)  
WORLD RECORDS BROKEN OR SURPASSED (1956-1993)

单位: 项、人、次

| 年 份<br>Year | 项 数<br>Events | 人 数<br>Persons |                | 次 数<br>Times   |                |
|-------------|---------------|----------------|----------------|----------------|----------------|
|             |               | #女 子<br>Female | #女 子<br>Female | #女 子<br>Female | #女 子<br>Female |
| 1956        | 1             |                | 1              |                | 3              |
| 1957        | 3             | 1              | 3              | 1              | 3              |
| 1963        | 13            | 7              | 14             | 6              | 20             |
| 1965        | 28            | 12             | 66             | 28             | 41             |
| 1970        | 1             |                | 1              |                | 1              |
| 1975        | 6             | 6              | 7              | 7              | 12             |
| 1978        | 3             | 3              | 6              | 6              | 3              |
| 1980        | 7             |                | 17             |                | 15             |
| 1983        | 13            | 1              | 25             | 1              | 18             |
| 1984        | 12            | 6              | 17             | 10             | 17             |
| 1985        | 5             | 1              | 6              | 1              | 9              |
| 1986        | 7             | 4              | 12             | 4              | 12             |
| 1987        | 22            | 6              | 28             | 6              | 41             |
| 1988        | 33            | 20             | 16             | 13             | 34             |
| 1989        | 36            | 25             | 25             | 14             | 47             |
| 1990        | 14            | 9              | 17             | 10             | 16             |
| 1991        | 31            | 26             | 29             | 24             | 50             |
| 1992        | 42            |                | 3 1人 4队        | 27             | 106            |
| 1993        | 57            | 47             | 3 8人 7队        | 2 8人 7队        | 124            |

注: 1991年以前各年的集体项目的队数折合在人数中。

a) Before 1991, figures for teams breaking national records included in single events.



19-5 我国运动员分项创世界纪录情况 (1993年)  
WORLD RECORDS BROKEN OR SURPASSED (1993)

单位: 项、人、次

| 项 目<br>Item                       | 项 数<br>Events | #女 子<br>Female | 人 数<br>Persons | #女 子<br>Female | 次 数<br>Times | #女 子<br>Female |
|-----------------------------------|---------------|----------------|----------------|----------------|--------------|----------------|
|                                   |               |                |                |                |              |                |
| 总 计<br>Total                      | 57            | 47             | 38             | 28             | 124          | 109            |
| 田 径<br>Track and Field            | 3             | 3              | 3              | 3              | 5            | 5              |
| 举 重<br>Weightlifting              | 22            | 22             | 16             | 16             | 68           | 68             |
| 短道速滑<br>Short-Track Speed Skating | 2             | 2              | 2              | 2              | 4            | 4              |
| 航海模型<br>Model Ship Sailing        | 5             |                | 6              |                | 9            |                |
| 游 泳<br>Swimming                   | 9             | 9              | 3              | 3              | 11           | 11             |
| 射 箭<br>Archery                    | 1             |                | 1              |                | 1            |                |
| 蹼 泳<br>Web Swimming               | 14            | 10             | 7              | 4              | 25           | 20             |
| 弓 弩<br>Crossbow                   | 1             | 1              | 1              | 1              | 1            | 1              |

19-6 我国运动员历年获得世界冠军情况  
WORLD CHAMPIONSHIPS WON BY CHINESE ATHLETES

单位: 项、人、个

| 年 份<br>Year | 项 数<br>Events | #女 子<br>Female | 人 数<br>Persons | #女 子<br>Female | 个 数<br>Times | #女 子<br>Female |
|-------------|---------------|----------------|----------------|----------------|--------------|----------------|
|             |               |                |                |                |              |                |
| 1959        | 1             |                | 1              |                | 1            |                |
| 1963        | 4             |                | 7              |                | 4            |                |
| 1965        | 5             | 2              | 9              | 4              | 5            | 2              |
| 1971        | 4             | 2              | 7              | 2              | 4            | 2              |
| 1975        | 2             | 1              | 9              | 4              | 2            | 1              |
| 1978        | 4             | 2              | 4              | 2              | 4            | 2              |
| 1980        | 3             |                | 3              |                | 3            |                |
| 1983        | 37            | 15             | 50             | 24             | 39           | 17             |
| 1984        | 33            | 10             | 46             | 26             | 37           | 10             |
| 1985        | 42            | 20             | 70             | 41             | 46           | 23             |
| 1986        | 26            | 14             | 56             | 34             | 26           | 14             |
| 1987        | 64            | 39             | 72             | 34             | 69           | 41.5           |
| 1988        | 54            | 36.5           | 59             | 30             | 54           | 36.5           |
| 1989        | 80            | 49             | 83             | 48             | 82           | 50             |
| 1990        | 54            | 33.5           | 61             | 30             | 54           | 33.5           |
| 1991        | 88            | 57.5           | 86             | 51             | 93           | 61.5           |
| 1992        | 86            | 69.5           | 68             | 52             | 89           | 72.5           |
| 1993        | 101           | 66.5           | 106            | 70             | 103          | 68.5           |

注: 男女混合运动项目, 女子按半项和半个计算。

a) Mixed doubles table tennis champions count 0.5 for females.

19-7 我国运动员分项获得世界冠军情况 (1993年)  
WORLD CHAMPIONSHIPS WON BY CHINESE ATHLETES (1993)

单位: 项、人、个

| 项 目<br>Item                       | 项 数<br>Events | 人 数<br>Persons |                | 个 数<br>Times | #女 子<br>Female |                |
|-----------------------------------|---------------|----------------|----------------|--------------|----------------|----------------|
|                                   |               | #女 子<br>Female | #女 子<br>Female |              | #女 子<br>Female | #女 子<br>Female |
| 总 计<br>Total                      | 101           | 66.5           | 106            | 70           | 103            | 68.5           |
| 跳 水<br>Diving                     | 9             | 4.5            | 11             | 5            | 9              | 4.5            |
| 举 重<br>Weightlifting              | 20            | 19             | 10             | 9            | 20             | 19             |
| 赛 艇<br>Boat Racing                | 2             | 2              | 8              | 8            | 2              | 2              |
| 乒 乓 球<br>Table Tennis             | 4             | 2.5            | 8              | 6            | 4              | 2.5            |
| 羽 毛 球<br>Badminton                | 1             | 1              | 2              | 2            | 1              | 1              |
| 技 巧<br>Acroatic Gymnastics        | 13            | 5.5            | 14             | 7            | 13             | 5.5            |
| 航海模型<br>Model Ship Sailing        | 9             |                | 9              |              | 9              |                |
| 田 径<br>Track and Filed            | 7             | 7              | 7              | 7            | 7              | 7              |
| 游 泳<br>Swimming                   | 10            | 10             | 8              | 8            | 10             | 10             |
| 射 击<br>Shooting                   | 2             | 1              | 4              | 3            | 2              | 1              |
| 柔 道<br>Judo                       | 1             | 1              | 1              | 1            | 1              | 1              |
| 摔 跤<br>Wrestling                  | 3             | 3              | 3              | 3            | 3              | 3              |
| 速度滑冰<br>Speed Skating             | 3             | 2              | 2              | 1            | 5              | 4              |
| 短道速滑<br>Short-Track Speed Skating | 1             | 1              | 1              | 1            | 1              | 1              |
| 武 术<br>Wu Shu                     | 11            | 4              | 11             | 4            | 11             | 4              |
| 国际象棋<br>International Chess       | 1             | 1              | 1              | 1            | 1              | 1              |
| 中国象棋<br>Chinese Chess             | 3             | 1              | 3              | 1            | 3              | 1              |
| 弓 弩<br>Crossbow                   | 1             | 1              | 3              | 3            | 1              | 1              |

注: 男女混合运动项目, 女子按半项和半个计算。

a) Mixed doubles table tennis champions count 0.5 for females.

19-8 我国运动员分项创全国纪录情况 (1993年)  
NATIONAL RECORDS BROKEN (1993)

单位: 项、人、队、次

| 项 目<br>Item                                    | 项 数<br>Totals | 人 数<br>Persons |                | 队 数<br>Teams | 次 数<br>Times | #女 子<br>Female |                |     |
|--|---------------|----------------|----------------|--------------|--------------|----------------|----------------|-----|
|  |               | #女 子<br>Female | #女 子<br>Female |              |              | #女 子<br>Female | #女 子<br>Female |     |
| 总 计<br>Total                                   | 173           | 94             | 176            | 98           | 16           | 13             | 368            | 235 |
| 田 径<br>Track and Field                         | 23            | 15             | 40             | 25           | 7            | 6              | 69             | 53  |
| 室 内 田 径<br>Indoor Track and Field              | 4             | 1              | 4              | 1            |              |                | 5              | 1   |
| 游 泳<br>Swimming                                | 15            | 8              | 22             | 12           | 1            | 1              | 43             | 25  |
| 短 池 游 泳<br>Short Pool Swimming                 | 24            | 18             | 20             | 14           | 3            | 3              | 46             | 37  |
| 举 重<br>Weightlifting                           | 57            | 27             | 50             | 28           |              |                | 126            | 77  |
| 射 击<br>Shooting                                | 2             |                | 2              |              |              |                | 2              |     |
| 射 箭<br>Archery                                 | 7             | 5              | 3              | 3            | 2            | 1              | 8              | 6   |
| 自 行 车<br>Cycling                               | 5             | 3              | 8              | 6            | 1            |                | 13             | 8   |
| 速 滑<br>Speed Skating                           | 9             | 3              | 7              | 1            |              |                | 13             | 3   |
| 室内短跑道速滑<br>Indoor Short-Track<br>Speed Skating | 2             | 1              | 3              | 2            |              |                | 3              | 2   |
| 蹼 泳<br>Web Swimming                            | 17            | 10             | 9              | 4            | 2            | 2              | 31             | 20  |
| 跳 伞<br>Parachuting                             | 2             | 2              | 1              | 1            |              |                | 2              | 2   |
| 航 海 模 型<br>Model Ship Sailing                  | 4             |                | 5              |              |              |                | 5              |     |
| 滑 水<br>Water Skiing                            | 2             | 1              | 2              | 1            |              |                | 2              | 1   |

注: 人数栏中是指个人单项创全国纪录的运动员人数, 队数是集体项目创全国纪录的队数, 队中人数未计算在人数中。

a) Figures for persons breaking national records in single events, excluding teams. Figures for teams is the number of national team records broken.

19-9 我国与外国体育活动交往情况  
INTERNATIONAL SPORTS ACTIVITIES

| 项 目       | Item   | 1980  | 1985  | 1990  | 1992  | 1993  |
|-----------|--|-------|-------|-------|-------|-------|
| 来我国的体育团体  | Foreign Sports Delegations<br>Visiting China             |       |       |       |       |       |
| 次数        | (次) Number of Times (times)                              | 142   | 466   | 364   | 394   | 448   |
| 人数        | (人次) Persons-Times (person-times)                        | 2 554 | 3 537 | 3 171 | 5 600 | 6 638 |
| 我国派出的体育团体 | Chinese Sports Delegations<br>Visiting Foreign Countries |       |       |       |       |       |
| 次数        | (次) Number of Times (times)                              | 226   | 476   | 607   | 1 006 | 998   |
| 人数        | (人次) Persons-Times (person-times)                        | 3 302 | 5 381 | 5 227 | 6 900 | 6 424 |

19-10 群众体育活动情况  
MASS PARTICIPATION IN SPORTS ACTIVITIES

| 项 目        | Item  | 1980   | 1985   | 1990   | 1992   | 1993   |
|------------|---|--------|--------|--------|--------|--------|
| 《国家体育锻炼标准》 | Fulfillment of National Physical Training Program Standards |        |        |        |        |        |
| 达标人数       | (万人) (10 000 persons)                                       | 857    | 4 362  | 7 478  | 10 087 | 9 513  |
| 优秀级        | (万人) Excellent (10 000 persons)                             |        | 647    | 1 414  | 5 036  | 4 750  |
| 良好级        | (万人) Average (10 000 persons)                               |        | 1 553  | 2 746  | 3 370  | 3 138  |
| 及格级        | (万人) Pass (10 000 persons)                                  |        | 2 161  | 3 319  | 1 681  | 1 625  |
| 县以上体委举办    | Number of Sports Meets Held at                              |        |        |        |        |        |
| 运动会次数      | (次) and Above County Level(times)                           | 22 753 | 26 949 | 30 158 | 28 607 | 25 676 |
| 参加运动会的     | Athletes Attending Sports                                   |        |        |        |        |        |
| 运动员人       | (万人) Meets (10 000 persons)                                 | 655    | 742    | 1 076  | 1 176  | 997    |

19-11 卫生机构数  
HEALTH CARE INSTITUTIONS

单位: 个

| 年 份<br>Year | 总 计<br>Total | 医 院<br>Hospitals | #县及县以<br>上医院<br>At and Above<br>County level | 疗 养 院<br>Sanatoriums | 门 诊 部、所<br>Clinics | 专 科 防 治<br>所、站<br>Specialized<br>Stations |
|-------------|--------------|------------------|--|----------------------|--------------------|---|
| 1949        | 3 670        | 2 600            | 2 600  | 30                   | 769                | 11  |
| 1952        | 38 987       | 3 540            | 3 540  | 270                  | 29 050             | 188                                       |
| 1957        | 122 954      | 4 179            | 4 179  | 835                  | 102 262            | 626                                       |
| 1962        | 217 985      | 34 379           | 5 300  | 1 266                | 172 708            | 678                                       |
| 1965        | 224 266      | 42 711           | 5 445  | 887                  | 170 430            | 822                                       |
| 1970        | 149 823      | 64 822           | 6 030  | 359                  | 79 600             | 607                                       |
| 1975        | 151 733      | 62 425           | 7 757  | 297                  | 80 739             | 683                                       |
| 1978        | 169 732      | 64 421           | 8 841  | 389                  | 94 395             | 887                                       |
| 1980        | 180 553      | 65 450           | 9 478  | 470                  | 102 474            | 1 138                                     |
| 1983        | 196 017      | 66 662           | 10 466                                       | 606                  | 115 826            | 1 326                                     |
| 1984        | 198 256      | 67 169           | 10 935                                       | 599                  | 117 028            | 1 458                                     |
| 1985        | 200 866      | 59 614           | 11 497                                       | 640                  | 126 604            | 1 566                                     |
| 1986        | 203 139      | 59 693           | 11 940                                       | 638                  | 127 575            | 1 635                                     |
| 1987        | 204 960      | 60 429           | 12 348                                       | 652                  | 128 459            | 1 697                                     |
| 1988        | 205 988      | 61 383           | 12 795                                       | 652                  | 128 422            | 1 727                                     |
| 1989        | 206 724      | 61 929           | 13 248                                       | 651                  | 128 112            | 1 747                                     |
| 1990        | 208 734      | 62 454           | 13 489                                       | 650                  | 129 332            | 1 781                                     |
| 1991        | 209 036      | 63 101           | 13 638                                       | 642                  | 128 665            | 1 818                                     |
| 1992        | 204 787      | 61 352           | 13 917                                       | 639                  | 125 873            | 1 845                                     |
| 1993        | 193 586      | 60 784           | 14 713                                       | 600                  | 115 161            | 1 872                                     |

续表 1 continued

单位: 个

| 年 份<br>Year | 卫生防疫站<br>Sanitation and<br>Disease Control<br>Stations | 妇幼保健所、站<br>Maternity and<br>Child Care<br>Centers | 药品检验所、室<br>Medicines and<br>Chemical Reagent<br>Test Labs | 医学科学<br>研究机构<br>Medical<br>Science<br>Institutions | 其他卫生机构<br>Other<br>Institutions |
|-------------|--|---|---|--|---------------------------------|
| 1949        |  | 9   | 1   | 3  | 247                             |
| 1952        | 147  | 2 379   | 12  | 3  | 3 398                           |
| 1957        | 1 626  | 4 599   | 28  | 38   | 8 761                           |
| 1962        | 2 208  | 2 636   | 93  | 171  | 3 746                           |
| 1965        | 2 499  | 2 795   | 131   | 94   | 3 897                           |
| 1970        | 1 714  | 1 058   | 98  | 72   | 1 493                           |
| 1975        | 2 912  | 2 025   | 310   | 141  | 2 201                           |
| 1978        | 2 989  | 2 459   | 844   | 219  | 3 129                           |
| 1980        | 3 105  | 2 610   | 1 213   | 282  | 3 811                           |
| 1983        | 3 274  | 2 649   | 1 191   | 301  | 4 182                           |
| 1984        | 3 339  | 2 716   | 1 258   | 307  | 4 382                           |
| 1985        | 3 410  | 2 724   | 1 420   | 323  | 4 565                           |
| 1986        | 3 475  | 2 775   | 1 534   | 333  | 5 481                           |
| 1987        | 3 512  | 2 792   | 1 647   | 340  | 5 432                           |
| 1988        | 3 532  | 2 793   | 1 756   | 332  | 5 391                           |
| 1989        | 3 591  | 2 796   | 1 854   | 328  | 5 716                           |
| 1990        | 3 618  | 2 820   | 1 892   | 337  | 5 850                           |
| 1991        | 3 652  | 2 854   | 1 927   | 335  | 6 042                           |
| 1992        | 3 673  | 2 841   | 1 953   | 339  | 6 272                           |
| 1993        | 3 609  | 2 791   | 1 976   | 436  | 6 357                           |

19-12 卫生机构的人员数  
PERSONNEL WORKING IN HEALTH CARE INSTITUTIONS

单位: 万人

(10 000 persons)

| 年 份<br>Year | 总 计<br>Total | 卫生技术<br>人 员<br>Medical<br>Technical<br>Personnel | #医 生<br>Doctors                           |  |  |      | #护师、护士<br>Senior<br>and<br>Junior<br>Nurses | 每千人口<br>医生数(人)<br>Doctors<br>per 1 000<br>Population<br>(persons) |
|-------------|--------------|--|---|--|--|------|---|---|
|             |              |  | 中 医<br>Traditional<br>Chinese<br>Medicine | 西 医 师<br>Western<br>Medicine<br>Senior | 西 医 士<br>Western<br>Medicine<br>Junior |      |   |   |
| 1949        | 54.1         | 50.5   | 36.3                                      | 27.6                                   | 3.8                                    | 4.9  | 3.3   | 0.67  |
| 1952        | 81.9         | 69.0   | 42.5                                      | 30.6                                   | 5.2                                    | 6.7  | 6.1   | 0.74  |
| 1957        | 125.4        | 103.9  | 54.7                                      | 33.7                                   | 7.4                                    | 13.6 | 12.8  | 0.85  |
| 1962        | 168.5        | 141.4  | 68.8                                      | 34.4                                   | 12.0                                   | 22.4 | 20.0  | 1.02  |
| 1965        | 187.2        | 153.2  | 76.3                                      | 32.1                                   | 18.9                                   | 25.3 | 23.5  | 1.05  |
| 1970        | 179.3        | 145.3  | 70.2                                      | 22.5                                   | 22.1                                   | 25.6 | 29.5  | 0.85  |
| 1975        | 259.4        | 205.7  | 87.8                                      | 22.9                                   | 29.3                                   | 35.6 | 38.0  | 0.95  |
| 1978        | 310.6        | 246.4  | 103.3                                     | 25.1                                   | 35.9                                   | 42.3 | 40.7  | 1.07  |
| 1980        | 353.5        | 279.8  | 115.3                                     | 26.2                                   | 44.7                                   | 44.4 | 46.6  | 1.17  |
| 1983        | 409.0        | 325.3  | 135.3                                     | 31.3                                   | 58.8                                   | 45.0 | 59.6  | 1.31  |
| 1984        | 421.4        | 334.4  | 138.1                                     | 32.4                                   | 59.7                                   | 45.8 | 61.6  | 1.32  |
| 1985        | 431.3        | 341.1  | 141.3                                     | 33.6                                   | 60.2                                   | 47.3 | 63.7  | 1.33  |
| 1986        | 444.6        | 350.7  | 144.4                                     | 34.1                                   | 61.9                                   | 48.2 | 68.1  | 1.34  |
| 1987        | 456.4        | 360.9  | 148.2                                     | 34.6                                   | 64.5                                   | 48.7 | 71.8  | 1.36  |
| 1988        | 467.8        | 372.4  | 161.7                                     | 36.2                                   | 89.9                                   | 35.2 | 82.9  | 1.46  |
| 1989        | 478.7        | 380.9  | 171.8                                     | 37.0                                   | 102.3                                  | 32.1 | 92.2  | 1.52  |
| 1990        | 490.6        | 389.8  | 176.3                                     | 36.9                                   | 105.8                                  | 33.1 | 97.5  | 1.54  |
| 1991        | 502.5        | 398.5  | 178.0                                     | 36.3                                   | 106.5                                  | 34.7 | 101.2                                       | 1.54  |
| 1992        | 514.0        | 407.4  | 180.8                                     | 36.4                                   | 107.9                                  | 36.0 | 104.0                                       | 1.54  |
| 1993        | 521.5        | 411.7  | 183.2                                     | 35.8                                   | 111.5                                  | 35.1 | 105.6                                       | 1.58  |

注: 1981-1987年医生数中包括了中西医结合高级医师0.2万人。1988-1992年年医生数中包括了中西医结合高级医师0.5万人, 1993年包括0.7万人。

a) Doctors for 1981-1987 includes 2 thousand combined senior of traditional chinese medicine and trained as western medicine. For 1988-1992 includes 5 thousand, 7 thousand in 1993.

19-13 卫生机构床位数  
NUMBER OF BEDS IN HEALTH CARE INSTITUTIONS

单位: 万张

(10 000 unit)

| 年 份<br>Year | 总 计<br>Total | 医 院<br>Hospitals | #县及县<br>以上医院<br>At and Above<br>County Level | 疗 养 院、所<br>Sanatoriums | 其他卫生<br>机 构<br>Other Health<br>Care<br>Institutions | 每千人口医院<br>床位数(张)<br>Hospital Beds per<br>1 000 Population<br>(unit) |
|-------------|--------------|------------------|--|------------------------|---|---|
|             |              |                  |  |                        |   |   |
| 1952        | 23.1         | 16.0             | 16.0   | 2.0                    | 5.1   | 0.28  |
| 1957        | 46.2         | 29.5             | 29.5   | 6.9                    | 9.8   | 0.46  |
| 1962        | 93.3         | 69.0             | 57.7   | 10.5                   | 13.8  | 1.03  |
| 1965        | 103.3        | 76.6             | 62.1   | 9.8                    | 16.9  | 1.06  |
| 1970        | 126.2        | 110.5            | 71.2   | 4.8                    | 10.9  | 1.33  |
| 1975        | 176.4        | 159.8            | 94.8   | 3.7                    | 12.9  | 1.73  |
| 1978        | 204.2        | 185.6            | 109.3  | 5.1                    | 13.5  | 1.93  |
| 1980        | 218.4        | 198.2            | 119.2  | 6.8                    | 13.4  | 2.01  |
| 1983        | 234.2        | 211.0            | 134.7  | 9.2                    | 14.0  | 2.05  |
| 1984        | 241.2        | 216.6            | 141.5  | 9.5                    | 15.1  | 2.08  |
| 1985        | 248.7        | 222.9            | 148.7  | 10.6                   | 15.2  | 2.11  |
| 1986        | 256.3        | 229.7            | 155.9  | 11.1                   | 15.5  | 2.14  |
| 1987        | 268.5        | 240.5            | 164.8  | 11.9                   | 16.2  | 2.20  |
| 1988        | 279.5        | 250.3            | 173.1  | 12.2                   | 16.9  | 2.25  |
| 1989        | 286.7        | 256.8            | 179.7  | 12.3                   | 17.6  | 2.28  |
| 1990        | 292.5        | 262.4            | 184.7  | 12.3                   | 17.8  | 2.30  |
| 1991        | 299.2        | 268.9            | 190.1  | 12.5                   | 17.8  | 2.32  |
| 1992        | 304.9        | 274.4            | 195.3  | 12.5                   | 18.0  | 2.34  |
| 1993        | 309.9        | 279.5            | 201.7  | 11.9                   | 18.5  | 2.40  |

19-14 按市县分的医院床位和专业卫生技术人员  
HOSPITAL BEDS AND MEDICAL TECHNICAL PERSONNEL  
BY CITY AND COUNTY AREAS

| 年 份<br>Year | 医院床位 (万张)<br>Hospital Beds (10 000) |             | 专业卫生技术人员(万人)<br>Medical Technical Personnel<br>(10 000 persons) |             | # 医 生<br>Doctors |             | # 护 师、护 士<br>Senior and Junior<br>Nurses |             |
|-------------|-------------------------------------|-------------|---|-------------|------------------|-------------|--|-------------|
|             | 市<br>CITY                           | 县<br>COUNTY | 市<br>CITY   | 县<br>COUNTY | 市<br>CITY        | 县<br>COUNTY | 市<br>CITY                                | 县<br>COUNTY |
|             |                                     |             |   |             |                  |             |  |             |
| 1952        | 12.1                                | 3.9         | 22.5  | 46.5        | 8.1              | 34.3        | 4.3                                      | 1.8         |
| 1957        | 22.1                                | 7.4         | 38.2  | 65.7        | 13.8             | 40.8        | 10.0                                     | 2.8         |
| 1962        | 43.7                                | 25.3        | 57.1  | 84.3        | 21.4             | 47.4        | 15.5                                     | 4.5         |
| 1965        | 45.8                                | 30.8        | 65.2  | 88.0        | 26.9             | 49.4        | 17.6                                     | 5.9         |
| 1970        | 51.0                                | 59.5        | 59.6  | 85.7        | 24.1             | 46.1        | 18.0                                     | 11.6        |
| 1975        | 63.7                                | 96.1        | 95.7  | 110.0       | 36.7             | 51.0        | 24.0                                     | 14.0        |
| 1980        | 76.8                                | 121.4       | 131.3   | 148.5       | 52.7             | 62.6        | 30.0                                     | 16.6        |
| 1985        | 96.2                                | 126.7       | 167.7   | 173.4       | 70.9             | 70.4        | 39.2                                     | 24.5        |
| 1986        | 103.3                               | 126.4       | 177.4   | 173.3       | 74.9             | 69.5        | 42.9                                     | 25.2        |
| 1987        | 112.7                               | 127.7       | 188.2   | 172.6       | 79.3             | 68.9        | 46.1                                     | 25.7        |
| 1988        | 125.5                               | 124.8       | 202.8   | 169.6       | 88.6             | 73.2        | 53.7                                     | 29.2        |
| 1989        | 133.5                               | 123.3       | 212.1   | 168.8       | 95.0             | 76.8        | 59.9                                     | 32.2        |
| 1990        | 138.7                               | 123.7       | 218.5   | 171.3       | 97.8             | 78.5        | 63.4                                     | 34.1        |
| 1991        | 144.8                               | 124.0       | 226.4   | 172.1       | 100.3            | 77.7        | 66.6                                     | 34.6        |
| 1992        | 152.4                               | 122.0       | 236.3   | 171.1       | 104.3            | 76.5        | 69.5                                     | 34.5        |
| 1993        | 159.6                               | 119.9       | 243.3   | 168.5       | 107.7            | 75.5        | 71.5                                     | 34.1        |

19-15 医院平均每院床位和人员数  
AVERAGE HOSPITAL BEDS AND HEALTH CARE PERSONNEL

| 项 目<br>Item                                | 1992               |                         |   | 1993               |                         |   |
|--|--------------------|-------------------------|---|--------------------|-------------------------|---|
|  | 床 位<br>(张)<br>Beds | 人 员<br>(人)<br>Personnel | #卫生技术<br>人 员<br>Medical<br>Technical<br>Personnel | 床 位<br>(张)<br>Beds | 人 员<br>(人)<br>Personnel | #卫生技术<br>人 员<br>Medical<br>Technical<br>Personnel |
|  |                    |                         |   |                    |                         |   |
| 全国各级各类医院 Total Hospitals                   | 44.7               | 60.2                    | 46.6  | 46.0               | 62.3                    | 49.5  |
| 县及以上医院 Hospitals At and Above County Level | 140.3              | 193.3                   | 151.7   | 137.1              | 189.1                   | 145.2   |
| 农村乡卫生院 Rural Township Hospitals            | 15.9               | 20.2                    | 16.9  | 16.2               | 21.0                    | 18.3  |
| 其他医院 Other Hospitals                       | 44.3               | 55.0                    | 43.8  | 44.8               | 59.0                    | 46.7  |

19-16 各地区卫生机构、床位、人员数 (1993年底)  
HEALTH CARE INSTITUTIONS, BEDS AND PERSONNEL BY REGION (END OF 1993)

| 地 区<br>Region        | 机构合计                               |                   | 床位合计                     |                          | 人员合计                                     |   |
|----------------------|------------------------------------|-------------------|--------------------------|--------------------------|--|---|
|                      | (个)<br>Health Care<br>Institutions | #医 院<br>Hospitals | (万张)<br>Beds<br>(10 000) | #医 院<br>Hospital<br>Beds | (万人)<br>Personnel<br>(10 000<br>persons) | #卫生技术<br>人 员<br>Medical<br>Technical<br>Personnel |
| 全 国 National         | 193 586                            | 60 784            | 309.9                    | 279.5                    | 521.5                                    | 411.7   |
| 北 京 Beijing          | 4 962                              | 548               | 6.6                      | 6.2                      | 16.5                                     | 11.6  |
| 天 津 Tianjin          | 3 182                              | 304               | 3.9                      | 3.7                      | 9.2                                      | 7.1   |
| 河 北 Hebei            | 10 958                             | 3 787             | 15.5                     | 13.6                     | 24.1                                     | 19.8  |
| 山 西 Shanxi           | 6 083                              | 2 565             | 11.1                     | 10.2                     | 16.6                                     | 13.7  |
| 内 蒙 古 Inner Mongolia | 4 932                              | 1 982             | 6.5                      | 6.1                      | 12.7                                     | 10.0  |
| 辽 宁 Liaoning         | 7 132                              | 2 041             | 20.3                     | 18.2                     | 30.9                                     | 23.3  |
| 吉 林 Jilin            | 4 006                              | 1 340             | 9.7                      | 8.7                      | 17.0                                     | 12.9  |
| 黑 龙 江 Heilongjiang   | 7 702                              | 1 729             | 12.8                     | 11.7                     | 23.7                                     | 18.0  |
| 上 海 Shanghai         | 6 078                              | 486               | 7.1                      | 6.8                      | 15.7                                     | 11.5  |
| 江 苏 Jiangsu          | 12 074                             | 2 483             | 17.3                     | 15.3                     | 30.2                                     | 23.4  |
| 浙 江 Zhejiang         | 8 769                              | 3 102             | 10.4                     | 9.5                      | 17.4                                     | 14.0  |
| 安 徽 Anhui            | 6 641                              | 3 059             | 11.7                     | 10.5                     | 17.8                                     | 14.5  |
| 福 建 Fujian           | 4 522                              | 1 189             | 7.1                      | 6.3                      | 10.9                                     | 9.0   |
| 江 西 Jiangxi          | 5 389                              | 2 276             | 9.3                      | 8.3                      | 14.7                                     | 11.8  |
| 山 东 Shandong         | 10 881                             | 2 968             | 19.5                     | 17.7                     | 32.7                                     | 25.8  |
| 河 南 Henan            | 7 669                              | 2 892             | 18.9                     | 17.2                     | 29.8                                     | 24.4  |
| 湖 北 Hubei            | 10 268                             | 2 139             | 16.3                     | 13.5                     | 28.9                                     | 22.5  |
| 湖 南 Hunan            | 9 604                              | 4 187             | 15.0                     | 13.6                     | 22.6                                     | 18.3  |
| 广 东 Guangdong        | 8 572                              | 1 968             | 14.0                     | 12.9                     | 26.7                                     | 21.2  |
| 广 西 Guangxi          | 5 549                              | 1 497             | 8.1                      | 7.6                      | 14.1                                     | 11.1  |
| 海 南 Hainan           | 1 645                              | 443               | 2.3                      | 2.2                      | 3.8                                      | 3.1   |
| 四 川 Sichuan          | 19 062                             | 8 086             | 25.7                     | 22.5                     | 39.6                                     | 31.9  |
| 贵 州 Guizhou          | 3 908                              | 1 624             | 5.8                      | 5.2                      | 10.3                                     | 8.4   |
| 云 南 Yunnan           | 6 469                              | 1 967             | 9.3                      | 8.3                      | 13.4                                     | 10.8  |
| 西 藏 Tibet            | 1 070                              | 293               | 0.5                      | 0.5                      | 1.0                                      | 0.8   |
| 陕 西 Shaanxi          | 6 215                              | 2 391             | 9.6                      | 8.8                      | 15.1                                     | 12.3  |
| 甘 肃 Gansu            | 4 141                              | 1 637             | 5.5                      | 5.1                      | 9.5                                      | 7.8   |
| 青 海 Qinghai          | 1 172                              | 494               | 1.7                      | 1.6                      | 2.5                                      | 2.0   |
| 宁 夏 Ningxia          | 1 037                              | 161               | 1.3                      | 1.2                      | 2.6                                      | 2.1   |
| 新 疆 Xinjiang         | 3 894                              | 1 146             | 7.2                      | 6.6                      | 11.2                                     | 8.8   |

19-17 卫生机构、床位、人员数 (1993年)  
HEALTH CARE INSTITUTIONS, BEDS AND PERSONNEL  
BY TYPE OF INSTITUTIONS (1993)

| 机 构 类 别 | Item                                     | 机构数<br>(个)<br>Health<br>Care<br>Institu-<br>tions | 床位数<br>(万张)<br>(10 000) | 人员合计<br>(万人)<br>Personnel<br>(10 000<br>persons) | #卫生技术<br>人<br>员<br>Medical<br>Technical<br>Personnel | #管 理<br>人<br>员<br>Managerial<br>Personnel |
|---------|--|---|-------------------------|--|--|---|
|         |  |   |                         |  |  |   |
| 总 计     | Total                                    | 193 586   | 309.9                   | 521.5  | 411.7  | 43.3                                      |
| 医院合计    | Total Number of Hospitals                | 60 784  | 279.5                   | 379.0  | 300.8  | 31.3                                      |
| 县及县以上   | Hospitals at County Level and Above      |   |                         |  |  |   |
| 医院小计    |  | 14 713  | 201.7                   | 278.2  | 213.6  | 23.9                                      |
| 综合医院    | Comprehensive Hospitals                  | 10 547  | 144.5                   | 202.1  | 155.9  | 16.9                                      |
| 中医医院    | Hospitals of Chinese Medicine            | 2 305   | 19.4                    | 28.6   | 22.9   | 2.5                                       |
| 医学院校    | Hospitals Attached to                    |   |                         |  |  |   |
| 附属医院    | Medical Colleges                         | 212   | 11.4                    | 19.3   | 14.5   | 1.6                                       |
| 传染病院    | Infectious Disease Hospitals             | 131   | 2.7                     | 3.0  | 2.0  | 0.3                                       |
| 精神病院    | Mental Hospitals                         | 476   | 9.4                     | 6.8  | 4.6  | 0.8                                       |
| 结核病院    | Tuberculosis Hospitals                   | 105   | 2.7                     | 2.5  | 1.7  | 0.3                                       |
| 妇幼保健院   | Hospitals for Maternity and Child Care   | 373   | 3.6                     | 6.2  | 4.8  | 0.6                                       |
| 儿童医院    | Children's Hospitals                     | 35  | 0.9                     | 1.8  | 1.3  | 0.2                                       |
| 麻疯病院    | Hospitals for Lepers                     | 50  | 1.0                     | 0.3  | 0.2  | ...                                       |
| 职业病院    | Hospitals for Occupational Diseases      | 46  | 0.7                     | 0.7  | 0.5  | 0.1                                       |
| 肿瘤医院    | Tumor Hospitals                          | 55  | 1.4                     | 1.8  | 1.3  | 0.2                                       |
| 其他专科医院  | Other Sepecialized Hospitals             | 378   | 3.9                     | 5.1  | 3.8  | 0.5                                       |
| 农村乡卫生院  | Rural Township Hospitals                 | 45 024  | 73.1                    | 94.6   | 82.3   | 6.8                                       |
| 其他医院    | Other Hospitals                          | 1 047   | 4.7                     | 6.2  | 4.9  | 0.6                                       |
| 疗养院、所   | Sanatoriums                              | 600   | 11.9                    | 5.4  | 2.6  | 0.8                                       |
| 门诊部、所   | Clinics                                  | 115 161   | 9.2                     | 54.8   | 50.1   | 2.4                                       |
| 专科防治所、站 | Specialized Stations                     | 1 872   | 3.0                     | 5.8  | 4.4  | 0.7                                       |
| #结核病    | Tuberculosis Prevention                  |   |                         |  |  |   |
| 防治所、站   | Stations                                 | 628   | 0.4                     | 1.6  | 1.2  | 0.2                                       |
| 职业病     | Occupational Diseases                    |   |                         |  |  |   |
| 防治所、站   | Prevention Stations                      | 112   | 0.3                     | 0.6  | 0.5  | 0.1                                       |
| 卫生防疫站   | Sanitation and Disease Control Stations  | 3 609   | 0.1                     | 19.3   | 15.3   | 1.8                                       |
| 妇幼保健所、站 | Maternity and Childcare Centers          | 2 791   | 1.8                     | 7.4  | 6.1  | 0.7                                       |
| 药品检验所、室 | Medicines and Chemical Reagent Test Labs | 1 976   | ...                     | 2.3  | 1.7  | 0.3                                       |
| 医学科学    | Institutions of Medical Sciences         |   |                         |  |  |   |
| 研究机构    |  | 436   | 0.7                     | 3.9  | 2.3  | 0.5                                       |
| 其他卫生机构  | Other Health Care Institutions           | 6 357   | 3.7                     | 27.4   | 12.2   | 4.7                                       |
| 个体开业    | Individual-Run Medical Units             |   | 0.1                     | 16.1   | 16.1   | ...                                       |



## 19-18 卫生机构各类人员数

## PERSONNEL IN HEALTH CARE INSTITUTIONS BY TYPE OF PERSONNEL

单位: 万人

(10 000 persons)

| 人 员 分 类              | Item  | 1985  | 1990  | 1991  | 1992  | 1993  |
|----------------------|---|-------|-------|-------|-------|-------|
| 总 计                  | Total   | 431.3 | 490.6 | 502.5 | 514.0 | 521.5 |
| 卫生技术人员               | Medical Technical Personnel   | 341.1 | 389.8 | 398.5 | 407.4 | 411.7 |
| 其他技术人员               | Other Technical Personnel   | 4.6   | 8.6   | 9.1   | 9.9   | 11.3  |
| 管理人员                 | Managerial Personnel  | 35.9  | 39.7  | 40.9  | 41.8  | 43.3  |
| 工勤人员                 | Logistics Workers   | 49.7  | 52.6  | 54.0  | 54.9  | 55.2  |
| 卫生技术人员               | Medical Technical Personnel   | 341.1 | 389.8 | 398.5 | 407.4 | 411.7 |
| 中医师                  | Doctors of Traditional Chinese Medicine   | 12.0  | 24.0  | 24.1  | 24.4  | 25.0  |
| 西医师                  | Doctors of Western Medicine   | 60.2  | 105.8 | 106.5 | 107.9 | 111.5 |
| 中西医结合<br>高级医师        | Senior Doctors Who Integrate Traditional<br>Chinese Therapeutics with Western<br>Therapeutics in Practice | 0.2   | 0.5   | 0.5   | 0.5   | 0.7   |
| 护师                   | Senior Nurses   | 6.8   | 43.2  | 43.9  | 46.0  | 52.8  |
| 中药师                  | Pharmacists of Chinese Medicine   | 1.4   | 6.0   | 5.9   | 6.0   | 6.7   |
| 西药师                  | Pharmacists of Western Medicine   | 3.3   | 10.4  | 10.4  | 10.7  | 11.7  |
| 检验师                  | Laboratory Technicians  | 2.4   | 8.1   | 8.3   | 8.5   | 9.5   |
| 其他技师                 | Other Technicians   | 2.1   | 6.8   | 6.9   | 7.1   | 8.0   |
| 中医士                  | Junior Doctors of Chinese Medicine  | 15.0  | 9.1   | 8.9   | 9.0   | 8.2   |
| 西医士                  | Junior Doctors of Western Medicine  | 47.3  | 33.1  | 34.7  | 36.0  | 35.1  |
| 护士                   | Junior Nurses   | 56.9  | 54.3  | 57.3  | 58.0  | 52.8  |
| 助产士                  | Midwives  | 7.6   | 5.8   | 5.9   | 6.0   | 5.5   |
| 中药剂士                 | Junior Pharmacists of Chinese Medicine  | 5.5   | 7.2   | 7.3   | 7.3   | 6.5   |
| 西药剂士                 | Junior Pharmacists of Western Medicine  | 9.0   | 9.0   | 9.2   | 9.2   | 8.5   |
| 检验士                  | Junior Laboratory Technicians   | 7.5   | 7.0   | 7.3   | 7.3   | 6.6   |
| 其他技士                 | Other Junior Technicians  | 5.8   | 6.0   | 6.9   | 6.3   | 5.8   |
| 其他中医                 | Other Doctors of Chinese Medicine   | 6.6   | 3.8   | 3.3   | 3.0   | 2.6   |
| 护理员                  | Assistant Nurses  | 25.9  | 12.7  | 12.7  | 13.3  | 13.4  |
| 中药剂员                 | Assistant Pharmacists of Chinese Medicine   | 8.2   | 3.8   | 3.7   | 3.7   | 3.5   |
| 西药剂员                 | Assistant Pharmacists of Western Medicine   | 9.1   | 4.2   | 4.3   | 4.4   | 4.4   |
| 检验员                  | Assistant Laboratory Technicians  | 4.7   | 2.0   | 2.2   | 2.3   | 2.3   |
| 其他初级卫生<br>技术人员       | Other Junior Medical Technical Personnel  | 43.6  | 27.1  | 28.6  | 30.4  | 30.6  |
| 平均每千人口有<br>卫生技术人员(人) | Number of Medical Technical Personnel per<br>1,000 Population   | 3.22  | 3.41  | 3.44  | 3.48  | 3.54  |
| #医生                  | Doctors   | 1.33  | 1.54  | 1.54  | 1.54  | 1.58  |

## 19-19 医院诊疗人次及入院人数 (1993年)

## HOSPITAL PATIENTS (1993)

| 医院类别<br>Type of Hospital                         | 诊疗人次<br>(亿人次)<br>Total Patients<br>Treated<br>(100 000 000<br>person-times) | # 门、急诊<br>Out-patients<br>and<br>Emergency<br>Patients | 入院人数<br>(万人)<br>In-Patients<br>(10 000<br>persons) | 每百门诊的<br>入院人数(人)<br>In-Patients<br>per 100<br>Total<br>Patient-Times<br>(person) | 每百门、急诊的<br>入院人数(人)<br>In-Patients per 100<br>Out-Patient-Times<br>and Emergency<br>Patient-Times<br>(person) |
|--|---|--|--|--|--|
|  |   |  |  |  |  |
| <b>总计</b><br>Total                               | 22.05   | 20.81  | 4 921  | 2.2  | 2.4  |
| 县及县以上医院合计<br>Hospitals at County Level and Above | 12.57   | 11.72  | 3 018  | 2.4  | 2.6  |
| # 卫生部门<br>Health Care Departments                | 7.98  | 7.70   | 2 325  | 2.9  | 3.0  |
| 工业及其它部门<br>Industrial and Other Departments      | 4.22  | 3.67   | 643  | 1.5  | 1.8  |
| 集体所有制<br>Collective-Owned Units                  | 0.35  | 0.34   | 47   | 1.3  | 1.4  |
| 农村乡卫生院<br>Rural Township Hospitals               | 8.98  | 8.62   | 1 855  | 2.1  | 2.2  |
| 其他医院<br>Other Hospitals                          | 0.50  | 0.47   | 48   | 1.0  | 1.0  |

注: 本表不包括全国11.5万个门诊部、所(各种门诊机构)及80.7万个农村卫生室和16.1万个个体开业人员的诊疗人次。

a) Excluding patients of 115,000 clinics, 807,000 village clinics and 161,000 individual-run clinics.

## 19-20 县及县以上医院病床使用情况

## UTILIZATION OF HOSPITAL BEDS AT COUNTY LEVEL AND ABOVE

| 医院类别<br>Type of Hospital |                                  | 病床周转次数<br>(次)<br>Turnover of<br>Beds (times) | 病床工作日<br>(日)<br>Beds in Use<br>(days) | 病床使用率<br>(%)<br>Utilization<br>Rate<br>(percentage) | 出院者平均<br>住院日<br>(日)<br>Average Hospital-<br>ization Period<br>(days) |
|--------------------------|----------------------------------|--|---------------------------------------|---|--|
| <b>1985 合计</b>           | <b>Total of 1985</b>             | 18.1   | 302.0                                 | 82.7  | 15.8   |
| 卫生部门                     | Health Care Departments          | 19.8   | 320.9                                 | 87.9  | 15.4   |
| 工业及其他部门                  | Industrial and Other Departments | 14.2   | 253.6                                 | 69.5  | 16.5   |
| <b>1988 合计</b>           | <b>Total of 1988</b>             | 18.6   | 309.4                                 | 84.5  | 15.8   |
| 卫生部门                     | Health Care Departments          | 20.2   | 328.9                                 | 89.9  | 15.6   |
| 工业及其他部门                  | Industrial and Other Departments | 14.6   | 261.2                                 | 71.3  | 16.5   |
| 集体单位                     | Collective-Owned Units           | 15.5   | 277.7                                 | 75.9  | 16.1   |
| <b>1989 合计</b>           | <b>Total of 1989</b>             | 18.0   | 299.1                                 | 81.7  | 15.7   |
| 卫生部门                     | Health Care Departments          | 19.5   | 315.6                                 | 86.2  | 15.4   |
| 工业及其他部门                  | Industrial and Other Departments | 14.2   | 259.0                                 | 70.8  | 16.7   |
| 集体单位                     | Collective-Owned Units           | 13.9   | 254.6                                 | 69.6  | 16.5   |
| <b>1990 合计</b>           | <b>Total of 1990</b>             | 17.6   | 296.1                                 | 80.9  | 15.9   |
| 卫生部门                     | Health Care Departments          | 19.2   | 313.1                                 | 85.6  | 15.5   |
| 工业及其他部门                  | Industrial and Other Departments | 13.8   | 255.3                                 | 69.8  | 17.0   |
| 集体单位                     | Collective-Owned Units           | 13.8   | 254.2                                 | 69.5  | 16.9   |
| <b>1992 合计</b>           | <b>Total of 1992</b>             | 16.9   | 286.9                                 | 78.6  | 16.2   |
| 卫生部门                     | Health Care Departments          | 18.5   | 303.3                                 | 83.1  | 15.8   |
| 工业及其他部门                  | Industrial and Other Departments | 12.9   | 245.6                                 | 67.3  | 17.4   |
| 集体单位                     | Collective-Owned Units           | 13.2   | 249.3                                 | 68.3  | 17.2   |
| <b>1993 合计</b>           | <b>Total of 1993</b>             | 15.8   | 259.5                                 | 71.1  | 15.5   |
| 卫生部门                     | Health Care Departments          | 17.5   | 276.3                                 | 75.7  | 15.2   |
| 工业及其他部门                  | Industrial and Other Departments | 12.0   | 221.9                                 | 60.8  | 16.8   |
| 集体单位                     | Collective-Owned Units           | 12.3   | 208.8                                 | 57.2  | 15.0   |

19-21 城市前十位疾病死亡原因及构成 (1993年)  
DEATH RATE OF 10 MAJOR DISEASE IN URBAN AREAS (1993)

| 顺位<br>No. | 疾病死亡原因<br>Cause of Death | 占死亡总人数的%<br>As % of Total Death                                |
|-----------|--------------------------|--|
|           | <b>十种死因合计</b>            | <b>Total</b>   |
|           |                          | <b>91.11</b>   |
| 1         | 恶性肿瘤                     | Malignant Tumour   |
|           |                          | 21.75  |
| 2         | 脑血管病                     | Cerebrovascular Disease  |
|           |                          | 21.35  |
| 3         | 呼吸系病                     | Respiratory Disease  |
|           |                          | 17.05  |
| 4         | 心脏病                      | Heart Trouble  |
|           |                          | 14.72  |
| 5         | 损伤和中毒                    | Trauma and Toxicosis   |
|           |                          | 6.67   |
| 6         | 消化系病                     | Digestive Disease  |
|           |                          | 3.70   |
| 7         | 内分泌、营养和代谢疾<br>病及免疫疾病     | Internal System, Nutrition,<br>Metabolite and Immunity Disease |
|           |                          | 2.08   |
| 8         | 泌尿、生殖系病                  | Urinary Disease  |
|           |                          | 1.56   |
| 9         | 精神病                      | Newborn Baby Disease   |
|           |                          | 1.19   |
| 10        | 新生儿病                     | Mental Disease   |
|           |                          | 1.04   |
|           | <b>男性十种死因合计</b>          | <b>Total of Male</b>   |
|           |                          | <b>92.11</b>   |
| 1         | 恶性肿瘤                     | Malignant Tumour   |
|           |                          | 24.74  |
| 2         | 脑血管病                     | Cerebrovascular Disease  |
|           |                          | 20.95  |
| 3         | 呼吸系病                     | Respiratory Disease  |
|           |                          | 16.34  |
| 4         | 心脏病                      | Heart Trouble  |
|           |                          | 13.40  |
| 5         | 损伤和中毒                    | Trauma and Toxicosis   |
|           |                          | 7.37   |
| 6         | 消化系病                     | Digestive Disease  |
|           |                          | 3.96   |
| 7         | 泌尿、生殖系病                  | Urinary Disease  |
|           |                          | 1.55   |
| 8         | 内分泌、营养和代谢疾<br>病及免疫疾病     | Internal System, Nutrition,<br>Metabolite and Immunity Disease |
|           |                          | 1.54   |
| 9         | 肺结核                      | Pulmonary Tuberculosis   |
|           |                          | 1.16   |
| 10        | 新生儿病                     | Mental Disease   |
|           |                          | 1.10   |
|           | <b>女性十种死因合计</b>          | <b>Total of Female</b>   |
|           |                          | <b>90.12</b>   |
| 1         | 脑血管病                     | Cerebrovascular Disease  |
|           |                          | 21.84  |
| 2         | 恶性肿瘤                     | Malignant Tumour   |
|           |                          | 18.17  |
| 3         | 呼吸系病                     | Respiratory Disease  |
|           |                          | 17.89  |
| 4         | 心脏病                      | Heart Trouble  |
|           |                          | 16.30  |
| 5         | 损伤和中毒                    | Trauma and Toxicosis   |
|           |                          | 5.82   |
| 6         | 消化系病                     | Digestive Disease  |
|           |                          | 3.39   |
| 7         | 内分泌、营养和代谢疾<br>病及免疫疾病     | Internal System, Nutrition,<br>Metabolite and Immunity Disease |
|           |                          | 2.72   |
| 8         | 泌尿、生殖系病                  | Urinary Disease  |
|           |                          | 1.58   |
| 9         | 精神病                      | Newborn Baby Disease   |
|           |                          | 1.45   |
| 10        | 新生儿病                     | Mental Disease   |
|           |                          | 0.96   |

19-22 农村前十位疾病死亡原因及构成 (1993年)  
DEATH RATE OF 10 MAJOR DISEASE IN RURAL AREAS (1993)

| 顺位<br>No. | 疾病死亡原因<br>Cause of Death | 占死亡总人数的%<br>As % of Total Death                      |
|-----------|--------------------------|--|
|           | <b>十种死因合计</b>            | <b>Total</b>   |
|           |                          | <b>91.53</b>   |
| 1         | 呼吸系病                     | Respiratory Disease                                  |
|           |                          | 26.50  |
| 2         | 恶性肿瘤                     | Malignant Tumour                                     |
|           |                          | 16.35  |
| 3         | 脑血管病                     | Cerebrovascular Disease                              |
|           |                          | 15.71  |
| 4         | 损伤和中毒                    | Trauma and Toxicosis                                 |
|           |                          | 11.45  |
| 5         | 心脏病                      | Heart Trouble  |
|           |                          | 10.04  |
| 6         | 消化系病                     | Digestive Disease                                    |
|           |                          | 4.98   |
| 7         | 肺结核                      | Pulmonary Tuberculosis                               |
|           |                          | 1.88   |
| 8         | 新生儿病                     | Mental Disease                                       |
|           |                          | 1.86   |
| 9         | 传染病(肺结核除外)               | Infectious Disease(Excluding Pulmonary tuberculosis) |
|           |                          | 1.42   |
| 10        | 泌尿、生殖系病                  | Urinary Disease                                      |
|           |                          | 1.34   |
|           | <b>男性十种死因合计</b>          | <b>Total of Male</b>                                 |
|           |                          | <b>92.58</b>   |
| 1         | 呼吸系病                     | Respiratory Disease                                  |
|           |                          | 24.94  |
| 2         | 恶性肿瘤                     | Malignant Tumour                                     |
|           |                          | 18.78  |
| 3         | 脑血管病                     | Cerebrovascular Disease                              |
|           |                          | 15.04  |
| 4         | 损伤和中毒                    | Trauma and Toxicosis                                 |
|           |                          | 12.37  |
| 5         | 心脏病                      | Heart Trouble  |
|           |                          | 8.99   |
| 6         | 消化系病                     | Digestive Disease                                    |
|           |                          | 5.45   |
| 7         | 肺结核                      | Pulmonary Tuberculosis                               |
|           |                          | 2.23   |
| 8         | 新生儿病                     | Mental Disease                                       |
|           |                          | 1.88   |
| 9         | 传染病(肺结核除外)               | Infectious Disease(Excluding Pulmonary tuberculosis) |
|           |                          | 1.50   |
| 10        | 泌尿、生殖系病                  | Urinary Disease                                      |
|           |                          | 1.40   |
|           | <b>女性十种死因合计</b>          | <b>Total of Female</b>                               |
|           |                          | <b>90.21</b>   |
| 1         | 呼吸系病                     | Respiratory Disease                                  |
|           |                          | 28.40  |
| 2         | 脑血管病                     | Cerebrovascular Disease                              |
|           |                          | 16.53  |
| 3         | 恶性肿瘤                     | Malignant Tumour                                     |
|           |                          | 13.37  |
| 4         | 心脏病                      | Heart Trouble  |
|           |                          | 11.33  |
| 5         | 损伤和中毒                    | Trauma and Toxicosis                                 |
|           |                          | 10.33  |
| 6         | 消化系病                     | Digestive Disease                                    |
|           |                          | 4.41   |
| 7         | 新生儿病                     | Mental Disease                                       |
|           |                          | 1.82   |
| 8         | 肺结核                      | Pulmonary Tuberculosis                               |
|           |                          | 1.45   |
| 9         | 传染病(肺结核除外)               | Infectious Disease(Excluding Pulmonary tuberculosis) |
|           |                          | 1.31   |
| 10        | 泌尿、生殖系病                  | Urinary Disease                                      |
|           |                          | 1.26   |

19-23 全国法定报告传染病的发病及死亡情况 (1993年)  
INCIDENCE AND DEATH FROM INFECTIOUS DISEASES (1993)

| 病名     | Item                          | 发病率<br>(1/10万)<br>Incidence<br>of Disease<br>(per<br>100 000<br>persons) | 死亡率<br>(1/10万)<br>Death Rate<br>(per<br>100 000<br>persons) | 病死率<br>(%)<br>Mortality Rate<br>per 100<br>Infectious<br>Disease<br>Patients |
|--------|-------------------------------|--|---|--|
| 总计     | Total                         | 189.8212   | 0.4738  | 0.250  |
| 鼠疫     | The Plague                    | 0.0015   | 0.0003  | 16.667   |
| 霍乱     | Cholera                       | 0.9554   | 0.0123  | 1.283  |
| 病毒性肝炎  | Viral Hepatitis               | 88.9250  | 0.1038  | 0.118  |
| 痢疾     | Dysentery                     | 54.5917  | 0.0375  | 0.069  |
| 伤寒副伤寒  | Typhoid and Paratyphoid Fever | 7.5220   | 0.0130  | 0.172  |
| 艾滋病    | AIDS                          | 0.0017   | 0.0008  | 45.000   |
| 淋病     | Gonorrhoea                    | 9.1881   | 0.0003  | 0.003  |
| 梅毒     | Syphills                      | 0.1099   | 0.0001  | 0.079  |
| 脊髓灰质炎  | Polioomyelitis                | 0.0465   | 0.0022  | 4.833  |
| 麻疹     | Measles                       | 10.1807  | 0.0321  | 0.316  |
| 百日咳    | Pertussis                     | 0.7939   | 0.0010  | 0.120  |
| 白喉     | Diphtheria                    | 0.0107   | 0.0021  | 19.355   |
| 流脑     | Epidemic Encephalitis         | 0.4815   | 0.0285  | 5.920  |
| 猩红热    | Scarlet Fever                 | 3.3857   | 0.0011  | 0.033  |
| 出血热    | Hemorrhagic Fever             | 3.9513   | 0.0622  | 1.574  |
| 狂犬病    | Hydrophobia                   | 0.0432   | 0.0431  | 99.800   |
| 钩端螺旋体病 | Leptospirosis                 | 2.5375   | 0.0663  | 2.611  |
| 布氏杆菌病  | Brucellosis                   | 0.0281   | 0   | 0  |
| 炭疽     | Anthrax                       | 0.1475   | 0.0039  | 2.636  |
| 斑疹伤寒   | Typhus Fever                  | 0.2718   | 0.0012  | 0.445  |
| 乙脑     | Encephalitis B                | 1.5405   | 0.0604  | 3.920  |
| 黑热病    | Kala-Azar                     | 0.0152   | 0.0001  | 0.568  |
| 疟疾     | Malaria                       | 5.0595   | 0.0016  | 0.032  |
| 登革热    | Dengue Fever                  | 0.0317   | 0   | 0  |

19-24 历届全国人民代表大会的代表人数

DEPUTIES TO THE NATIONAL PEOPLE'S CONGRESSES, FIRST THROUGH EIGHTH

单位: 人

(persons)

| 项目     | Item                                 | 一届<br>First<br>Congress<br>(1954) | 二届<br>Second<br>Congress<br>(1959) | 三届<br>Third<br>Congress<br>(1964) | 四届<br>Fourth<br>Congress<br>(1975) | 五届<br>Fifth<br>Congress<br>(1978) | 六届<br>Sixth<br>Congress<br>(1983) | 七届<br>Seventh<br>Congress<br>(1988) | 八届<br>Eighth<br>Congress<br>(1993) |
|--------|--------------------------------------|-----------------------------------|------------------------------------|-----------------------------------|------------------------------------|-----------------------------------|-----------------------------------|-------------------------------------|------------------------------------|
| 代表总数   | All Deputies                         | 1 226                             | 1 226                              | 3 040                             | 2 885                              | 3 497                             | 2 978                             | 2 978                               | 2 978                              |
| 在代表总数中 |                                      |                                   |                                    |                                   |                                    |                                   |                                   |                                     |                                    |
| 女代表    | Female Deputies                      | 147                               | 150                                | 542                               | 653                                | 742                               | 632                               | 634                                 | 626                                |
| 占代表总数% | As Percentage to Total               | 12.0                              | 12.2                               | 17.8                              | 22.6                               | 21.2                              | 21.2                              | 21.3                                | 21.0                               |
| 在代表总数中 |                                      |                                   |                                    |                                   |                                    |                                   |                                   |                                     |                                    |
| 少数民族代表 | Deputies from<br>National Minorities | 178                               | 179                                | 372                               | 270                                | 381                               | 403                               | 445                                 | 439                                |
| 占代表总数% | As Percentage to Total               | 14.5                              | 14.6                               | 12.2                              | 9.4                                | 10.9                              | 13.5                              | 14.9                                | 14.8                               |

19-25 历届全国政治协商会议的委员人数  
DEPUTIES TO THE CHINESE PEOPLE'S POLITICAL CONSULTATIVE CONFERENCES  
FIRST THROUGH EIGHTH

单位：人

(persons)

| 项 目     | Item   | 一 届<br>First<br>Con-<br>gress<br>(1954) | 二 届<br>Second<br>Con-<br>gress<br>(1959) | 三 届<br>Third<br>Con-<br>gress<br>(1964) | 四 届<br>Fourth<br>Con-<br>gress<br>(1975) | 五 届<br>Fifth<br>Con-<br>gress<br>(1978) | 六 届<br>Sixth<br>Con-<br>gress<br>(1983) | 七 届<br>Seventh<br>Con-<br>gress<br>(1988) | 八 届<br>Eighth<br>Con-<br>gress<br>(1993) |
|---------|--|---|--|---|--|---|---|---|--|
| 委员总数    | All Deputies                                     | 198                                     | 729                                      | 1 071                                   | 1 199                                    | 1 988                                   | 2 039                                   | 2 083                                     | 2 093                                    |
| 在委员总数中  |  |   |  |   |  |   |   |   |  |
| 中国共产党代表 | Deputies from the<br>Communist Party of<br>China |   | 40                                       | 60                                      | 61                                       | 76                                      | 76                                      | 90  | 91                                       |
| 占代表总数%  | As Percentage to Total                           |   | 5.5                                      | 5.6                                     | 5.1                                      | 3.8                                     | 3.7                                     | 4.3                                       | 4.3                                      |
| 在委员总数中  |  |   |  |   |  |   |   |   |  |
| 少数民族代表  | Deputies from<br>National Minorities             | 19                                      | 61                                       | 78                                      | 81                                       | 143                                     | 185                                     | 225                                       | 241                                      |
| 占代表总数%  | As Percentage to Total                           | 9.6                                     | 8.4                                      | 7.3                                     | 6.8                                      | 7.2                                     | 9.1                                     | 10.8                                      | 11.5                                     |

19-26 工会组织情况  
BASIC STATISTICS FOR LABOR UNIONS

| 年 份<br>Year | 工会基层<br>组织数<br>(万个)<br>Number of<br>Grassroots<br>Unions<br>(10 000) | 全国已建工会组织的基层单位的职工与会员人数 (万人)<br>Membership and Staff and Workers of<br>Grassroots Unions (10 000) |                |                    |                | 工会专职<br>工作人员<br>人数(万人)<br>Number of<br>Full-time<br>Personnel<br>of Unions<br>(10 000) |
|-------------|--|---|----------------|--------------------|----------------|--|
|             |  | 职工人数<br>Staff and<br>Workers  | #女职工<br>Female | 会员人数<br>Membership | #女会员<br>Female |  |
| 1952        | 20.7   | 1 393.2   |                | 1 002.3            | 5.3            |  |
| 1957        | 16.5   | 2 158.3   |                | 1 746.7            |                |  |
| 1962        | 16.5   | 2 667.1   |                | 1 922.0            | 8.6            |  |
| 1979        | 32.9   | 6 897.2   | 2 171.7        | 5 147.3            | 17.9           |  |
| 1980        | 37.6   | 7 448.2   | 2 518.6        | 6 116.5            | 24.3           |  |
| 1981        | 41.1   | 8 183.0   | 2 902.0        | 6 843.9            | 2 412.8        | 29.1   |
| 1982        | 43.3   | 8 586.6   | 3 065.9        | 7 331.6            | 2 629.3        | 32.2   |
| 1983        | 44.7   | 8 845.7   | 3 191.8        | 7 693.4            | 2 771.4        | 33.7   |
| 1984        | 46.6   | 9 243.9   | 3 370.3        | 8 029.1            | 2 950.3        | 41.9   |
| 1985        | 46.5   | 9 643.0   | 3 596.7        | 8 525.8            | 3 149.2        | 38.1   |
| 1986        | 50.2   | 9 949.6   | 3 664.3        | 8 908.5            | 3 309.2        | 45.9   |
| 1987        | 53.6   | 10 411.8  | 3 900.4        | 9 336.5            | 3 486.9        | 47.0   |
| 1988        | 56.4   | 10 747.4  | 4 434.9        | 9 628.9            | 3 647.0        | 47.4   |
| 1989        | 58.9   | 10 998.6  | 4 178.7        | 9 909.2            | 3 777.7        | 48.8   |
| 1990        | 60.6   | 11 156.9  | 4 291.0        | 10 135.6           | 3 897.7        | 55.6   |
| 1991        | 61.4   | 11 351.4  | 4 394.8        | 10 389.1           | 3 991.6        | 58.0   |
| 1992        | 61.7   | 11 223.9  | 4 377.1        | 10 322.5           | 3 974.0        | 58.0   |
| 1993        | 62.7   | 11 103.8  | 4 359.9        | 10 176.1           | 3 949.6        | 55.4   |

19-27 社会福利事业、企业单位和工作人员数  
SOCIAL WELFARE INSTITUTIONS AND ENTERPRISES AND STAFF WORKERS

| 项 目<br>Item    | 机 构 (个)<br>Institutions or<br>Enterprises                 |        | 工 作 人 员 (人)<br>Staff and Workers<br>(person) |           |           |
|----------------|---|--------|--|-----------|-----------|
|                | 1992  | 1993   | 1992   | 1993      |           |
| <b>全 国 总 计</b> | <b>National Total</b>                                     | 96 135 | 103 673                                      | 2 121 619 | 2 282 545 |
| 社会福利事业单位       | Social Welfare Institutions                               | 43 319 | 43 680                                       | 170 551   | 175 009   |
| 民政部门办          | Run by Civil Administration Departments                   | 2 035  | 2 083  | 56 190    | 58 066    |
| 社会集体办          | Run by Communities  | 41 284 | 41 598                                       | 114 361   | 116 943   |
| 社会福利企业单位       | Social Welfare Enterprises                                | 49 836 | 56 881                                       | 1 908 706 | 2 062 760 |
| 民政部门办          | Run by Civil Administration Departments                   | 6 851  | 7 232  | 380 440   | 390 619   |
| 社会集体办          | Run by Communities  | 42 985 | 49 649                                       | 1 528 266 | 1 672 141 |
| 烈士纪念建筑物管理单位    | Administration Agencies for Martyrs<br>Memorial Buildings | 684    | 696  | 6 520     | 6 977     |
| 收容遣送单位         | Collecting and Repatriation Units                         | 692    | 719  | 11 084    | 11 028    |
| 殡葬事业单位         | Funeral and Interment Institutions                        | 1 604  | 1 696  | 24 758    | 26 771    |

注：收容遣送单位负责把城市盲流人员遣送回原籍。

a) Collection and Repatriation Units responsible for returning unauthorized urban dwellers to their original homes.

19-28 社会福利事业单位基本情况 (1993年)  
BASIC STATISTICS ON SOCIAL WELFARE INSTITUTIONS (1993)

| 项 目<br>Item       | 院 数<br>(个)<br>Homes                                   | 工作人员<br>(人)<br>Staff and<br>Workers | 床 位<br>(张)<br>Beds | 年末收养人数<br>(人)<br>Persons Housed<br>(year-end) |         |
|-------------------|---|-------------------------------------|--------------------|---|---------|
| <b>全 国 总 计</b>    | <b>Total Social Welfare Institutions</b>              | 43 680                              | 175 009            | 927 481                                       | 723 645 |
| 民政部门办社会福利<br>事业单位 | Run by Civil Administration<br>Departments            | 2 082                               | 58 066             | 161 614                                       | 125 934 |
| 优抚休、疗养院           | Convalescent Homes                                    | 869                                 | 20 091             | 47 181  | 33 508  |
| 城市福利院             | Urban Social Welfare Homes                            | 1 213                               | 37 975             | 114 433                                       | 92 426  |
| 城镇集体办光荣院<br>福利院   | Social Welfare Homes Run by Urban<br>Collective Units | 14 946                              | 46 764             | 299 403                                       | 236 945 |
| 光荣院               | Homes for Disabled Veterans                           | 131                                 | 517                | 3 154   | 2 660   |
| 福利院               | Social Welfare Homes                                  | 14 815                              | 46 247             | 296 249                                       | 234 285 |
| 农村集体办光荣院<br>敬老院   | Social Welfare Homes Run by Rural<br>Collectives      | 26 652                              | 70 179             | 466 464                                       | 360 766 |
| 光荣院               | Homes for Disabled Veterans                           | 371                                 | 1 299              | 9 724   | 8 633   |
| 敬老院               | Rural Homes for the Elderly                           | 26 281                              | 68 880             | 456 740                                       | 352 133 |

## 19-29 社会福利救济主要费用情况

## BASIC STATISTICS ON MAJOR SOCIAL WELFARE RELIEF FUNDS

单位: 万元

(10 000 yuan)

| 项 目         | Item  | 1985             | 1990             | 1992             | 1993           |
|-------------|---|------------------|------------------|------------------|----------------|
| <b>全国总计</b> | <b>National Total</b>   | <b>218 349.0</b> | <b>426 771.9</b> | <b>482 634.8</b> | <b>572 589</b> |
| 国家支出        | Government Funds  | 71 097.0         | 202 455.8        | 226 718.1        | 267 468        |
| 集体供给        | Collective Funds  | 147 252.0        | 224 316.1        | 255 916.7        | 305 121        |
| 优抚对象补助金额    | Funds for Family Members of Martyrs and Disabled Veterans         | 106 982.6        | 242 732.1        | 270 434.8        | 301 728        |
| 国家支出        | Government Funds  | 35 327.6         | 141 163.1        | 153 861.9        | 170 173        |
| 集体供给        | Collective Funds  | 71 655.0         | 101 569.0        | 116 572.9        | 131 555        |
| 困难户得救济金额    | Funds for Poor Households   | 28 688.3         | 38 743.7         | 38 312.9         | 53 222         |
| 国家支出        | Government Funds  | 11 852.6         | 18 649.5         | 18 973.9         | 21 616         |
| 集体供给        | Collective Funds  | 16 862.7         | 20 094.2         | 19 339.0         | 31 606         |
| 社会散居孤老残幼供养金 | Funds for Orphans, Disabled, Elderly and Young Persons in Society | 55 195.5         | 85 051.5         | 98 382.1         | 110 587        |
| 国家支出        | Government Funds  | 6 692.9          | 11 850.7         | 14 315.2         | 16 334         |
| 集体供给        | Collective Funds  | 48 502.6         | 73 200.8         | 84 066.9         | 94 253         |
| 城乡各种福利院支出   | Funds for Urban and Rural Welfare Homes of All Types              | 27 482.6         | 60 244.6         | 75 505.0         | 107 052        |
| 光荣院         | Homes for the Disabled Veterans                                   | 3 039.7          | 6 212.7          | 8 499.8          | 9 858          |
| 国家支出        | Government Funds  | 2 910.7          | 5 920.0          | 8 050.2          | 9 345          |
| 集体供给        | Collective Funds  | 129.0            | 292.7            | 449.6            | 513            |
| 城乡社会福利院     | Social Welfare Homes  | 24 442.9         | 54 031.9         | 67 005.2         | 97 194         |
| 国家支出        | Government Funds  | 14 340.2         | 24 872.5         | 31 516.9         | 50 000         |
| 集体供给        | Collective Funds  | 10 102.7         | 29 159.4         | 35 488.3         | 47 194         |

## 19-30 享受补助、救济人员情况

## PERSONS RECEIVING SUBSIDIES OR RELIEF FUNDS

单位: 万人、万户

(10 000 person 10 000 households)

| 项 目             | Item   | 1985    | 1990    | 1992    | 1993    |
|-----------------|--|---------|---------|---------|---------|
| 农村贫困户得到救济人数     | Persons in Rural Poor Households Receiving Relief Funds                          | 3 800.4 | 2 631.7 | 2 432.7 | 2 886.9 |
| 农村散居五保户人数       | Persons in Rural Households Receiving Five-Guarantees                            | 274.7   | 250.6   | 231.8   | 244.7   |
| #得到国家定期定量救济人数   | Persons Receiving Periodical and Fixed Government Relief Funds                   | 22.6    | 21.8    | 18.6    | 14.2    |
| #得到集体给予补助人数     | Persons Receiving Collective Subsidies   | 197.6   | 173.3   | 154.3   | 202.5   |
| 城镇困难户得到救济和补助人数  | Persons in Urban Poor Households Receiving Relief Funds and Subsidies            | 376.9   | 632.7   | 908.0   | 200.4   |
| #得到国家定期定量救济人数   | Persons Receiving Periodical and Fixed Government Relief Funds                   | 18.2    | 16.4    | 19.2    | 13.8    |
| 精减退职老弱残职工得到救济人数 | Laid-Off, Retired, Elderly and Disabled Staff and Workers Receiving Relief Funds | 53.4    | 56.4    | 54.6    | 54.6    |
| 享受原工资40%救济人数    | Persons Receiving 40% of Their Original Wages                                    | 24.5    | 25.1    | 24.8    | 24.5    |
| 享受定期定量救济人数      | Persons Receiving Periodical and Fixed Government Relief Funds                   | 28.9    | 31.3    | 29.8    | 30.1    |
| 本年“双扶”户数        | Number of Households in the Poor Household Support Program                       | 857.0   | 755.8   | 720.9   | 701.9   |
| #本年脱贫户数         | Households leaving the Poor Household Support Program                            | 214.2   | 261.4   | 212.9   | 186.1   |



19-31 各地区城镇社区服务设施和农村社会保障网络基本情况 (1993年)  
 BASIC STATISTICS ON URBAN WELFARE FACILITIES AND  
 RURAL SOCIAL SECURITY NETWORK (1993)

单位: 个

| 地区 Region            | 城镇社区服务设施数<br>Urban Welfare Facilities | 农村社会保障网络<br>Rural Social Security Network |   |   |
|----------------------|---------------------------------------|---|---|---|
|                      |                                       | 建立社会保障<br>网络的乡镇数<br>Number of Towns       | 社会保障基金会<br>Social Security<br>Foundations | 社会保障基金<br>会资金额(万元)<br>Funds (10 000 yuan) |
| 全 国 National         | 89 235                                | 14 841                                    | 196 196                                   | 245 988.0                                 |
| 北 京 Beijing          | 484                                   | 232                                       | 292                                       | 5 129.5                                   |
| 天 津 Tianjin          | 1 673                                 | 24  | 63  | 872.4                                     |
| 河 北 Hebei            | 7 757                                 | 347                                       | 4 394                                     | 9 795.1                                   |
| 山 西 Shanxi           | 996                                   | 93  | 1 232                                     | 3 969.2                                   |
| 内 蒙 古 Inner Mongolia | 1 597                                 | 31  | 233                                       | 520.5                                     |
| 辽 宁 Liaoning         | 3 826                                 | 828                                       | 1 612                                     | 4 255.9                                   |
| 吉 林 Jilin            | 6 961                                 | 776                                       | 2 769                                     | 7 506.0                                   |
| 黑 龙 江 Heilongjiang   | 7 116                                 | 1 076                                     | 5 308                                     | 8 554.3                                   |
| 上 海 Shanghai         | 3 896                                 | 61  | 64  | 5 996.0                                   |
| 江 苏 Jiangsu          | 3 062                                 | 1 606                                     | 1 986                                     | 9 918.9                                   |
| 浙 江 Zhejiang         | 9 260                                 | 419                                       | 1 442                                     | 7 176.2                                   |
| 安 徽 Anhui            | 2 531                                 | 305                                       | 4 518                                     | 10 414.4                                  |
| 福 建 Fujian           | 1 238                                 | 98  | 286                                       | 1 261.5                                   |
| 江 西 Jiangxi          | 1 094                                 | 1 095                                     | 20 397                                    | 19 806.2                                  |
| 山 东 Shandong         | 4 341                                 | 2 143                                     | 29 133                                    | 18 478.4                                  |
| 河 南 Henan            | 4 966                                 | 1 557                                     | 24 786                                    | 21 956.4                                  |
| 湖 北 Hubei            | 6 982                                 | 912                                       | 8 390                                     | 3 983.1                                   |
| 湖 南 Hunan            | 1 997                                 | 634                                       | 37 327                                    | 39 518.6                                  |
| 广 东 Guangdong        | 2 056                                 | 909                                       | 11 838                                    | 24 043.0                                  |
| 广 西 Guangxi          | 186                                   | 13  | 2 266                                     | 1 855.1                                   |
| 海 南 Hainan           | 60                                    |   | 92  | 103.0                                     |
| 四 川 Sichuan          | 6 139                                 | 759                                       | 4 690                                     | 11 400.1                                  |
| 贵 州 Guizhou          | 1 263                                 | 14  | 9 238                                     | 3 772.5                                   |
| 云 南 Yunnan           | 1 027                                 | 92  | 3 188                                     | 8 767.9                                   |
| 西 藏 Tibet            |                                       |   | 441                                       | 1 884.0                                   |
| 陕 西 Shaanxi          | 4 496                                 | 347                                       | 8 348                                     | 3 801.5                                   |
| 甘 肃 Gansu            | 1 249                                 | 262                                       | 9 895                                     | 7 474.0                                   |
| 青 海 Qinghai          | 164                                   |   | 29  | 181.1                                     |
| 宁 夏 Ningxia          | 1 403                                 | 93  | 279                                       | 369.0                                     |
| 新 疆 Xinjiang         | 1 415                                 | 115                                       | 1 660                                     | 3 224.2                                   |

19-32 社会福利企业基本情况 (1993年)  
BASIC STATISTICS ON SOCIAL WELFARE ENTERPRISES (1993)

| 年 份<br>Year | 民 政 部 门 办<br>Enterprises Under the Civil<br>Administration Departments |                                       |                              |  | 社 会 办<br>Enterprises In Society  |                                       |                              |  |
|-------------|--|---------------------------------------|------------------------------|--|----------------------------------|---------------------------------------|------------------------------|--|
|             | 单 位<br>(个)<br>Number of<br>Units                                       | 职 工<br>(人)<br>Staff<br>and<br>Workers | #残疾职工<br>Disabled<br>Persons | 产 值<br>(亿元)<br>Total Output<br>Value (100 000<br>000 yuan) | 单 位<br>(个)<br>Number of<br>Units | 职 工<br>(人)<br>Staff<br>and<br>Workers | #残疾职工<br>Disabled<br>Persons | 产 值<br>(亿元)<br>Total output<br>Value (100 000<br>000 yuan) |
| 1985        | 2 214  | 219 189                               | 83 051                       | 17.4   | 12 554                           | 448 829                               | 151 250                      | 29.6   |
| 1986        | 2 551  | 236 371                               | 89 421                       | 19.2   | 17 211                           | 637 747                               | 225 708                      | 49.0   |
| 1987        | 2 976  | 250 329                               | 96 605                       | 26.0   | 24 714                           | 875 974                               | 337 944                      | 88.0   |
| 1988        | 3 692  | 282 947                               | 106 095                      | 41.0   | 36 701                           | 1 180 589                             | 875 974                      | 164.4  |
| 1989        | 4 595  | 310 345                               | 119 626                      | 47.3   | 36 864                           | 1 192 179                             | 494 182                      | 213.2  |
| 1990        | 5 208  | 325 461                               | 124 630                      | 52.6   | 36 517                           | 1 245 072                             | 512 941                      | 247.9  |
| 1991        | 6 329  | 352 112                               | 136 183                      | 72.3   | 37 889                           | 1 342 064                             | 565 139                      | 343.5  |
| 1992        | 6 798  | 373 412                               | 142 473                      | 100.1  | 42 985                           | 1 528 266                             | 635 700                      | 561.7  |
| 1993        | 7 232  | 390 619                               | 147 211                      | 130.0  | 49 649                           | 1 672 141                             | 695 046                      | 710.0  |

19-33 婚姻登记和离婚情况  
BASIC STATISTICS ON MARRIAGE REGISTRATIONS AND DIVORCES

| 年 份<br>Year | 准 予 登 记<br>结 婚<br>(对)<br>Registered<br>Marriages (couples) | 初 婚<br>(人)<br>First Marriages<br>(persons) | 再 婚<br>(人)<br>Remarriages<br>(persons) | 高 婚<br>(对)<br>Divorces<br>(couples) | 离 婚 率<br>(%)<br>Divorce Rate<br>(%) |
|-------------|--|--|--|-------------------------------------|-------------------------------------|
|             | 1980   | 7 197 860                                  | 13 903 379                             | 492 341                             | 340 998                             |
| 1985        | 8 312 837  | 16 118 979                                 | 506 695                                | 457 938                             | 0.9                                 |
| 1986        | 8 839 786  | 17 106 622                                 | 572 950                                | 505 675                             | 0.9                                 |
| 1987        | 9 267 456  | 17 918 352                                 | 616 560                                | 581 484                             | 1.1                                 |
| 1988        | 8 991 771  | 17 321 736                                 | 661 806                                | 658 551                             | 1.2                                 |
| 1989        | 9 372 304  | 17 928 312                                 | 816 296                                | 752 914                             | 1.3                                 |
| 1990        | 9 510 632  | 18 233 452                                 | 787 812                                | 800 037                             | 1.4                                 |
| 1991        | 9 509 849  | 18 203 226                                 | 816 472                                | 829 449                             | 1.4                                 |
| 1992        | 9 545 047  | 18 320 957                                 | 769 137                                | 849 611                             | 1.5                                 |
| 1993        | 9 121 622  | 17 470 092                                 | 773 152                                | 909 195                             | 1.5                                 |

19-34 各地区婚姻登记和离婚情况 (1993年)  
MARRIAGE REGISTRATIONS AND DIVORCES BY REGION (1993)

| 地区 Region            | 准予登记结婚                                   |  |  | 离 婚<br>(对)<br>Divorces<br>(couples) |
|----------------------|--|--|--|-------------------------------------|
|                      | (对)<br>Registered Marriages<br>(couples) | 初 婚<br>(人)<br>First Marriages<br>(persons) | 再 婚<br>(人)<br>Remarriages<br>(persons) |                                     |
| 全 国 National         | 9 121 622                                | 17 470 092                                 | 773 152                                | 909 195                             |
| 北 京 Beijing          | 89 128                                   | 160 127                                    | 18 129                                 | 17 829                              |
| 天 津 Tianjin          | 66 191                                   | 122 008                                    | 10 374                                 | 8 993                               |
| 河 北 Hebei            | 430 337                                  | 827 386                                    | 33 288                                 | 41 072                              |
| 山 西 Shanxi           | 201 161                                  | 385 167                                    | 17 155                                 | 21 309                              |
| 内 蒙 古 Inner Mongolia | 168 363                                  | 324 897                                    | 11 829                                 | 23 898                              |
| 辽 宁 Liaoning         | 330 506                                  | 612 579                                    | 48 433                                 | 65 543                              |
| 吉 林 Jilin            | 221 238                                  | 416 105                                    | 26 371                                 | 44 921                              |
| 黑 龙 江 Heilongjiang   | 290 833                                  | 540 852                                    | 40 814                                 | 61 046                              |
| 上 海 Shanghai         | 87 281                                   | 156 511                                    | 18 051                                 | 18 720                              |
| 江 苏 Jiangsu          | 548 295                                  | 1 072 173                                  | 24 417                                 | 36 100                              |
| 浙 江 Zhejiang         | 346 140                                  | 667 553                                    | 24 727                                 | 26 101                              |
| 安 徽 Anhui            | 583 239                                  | 1 145 637                                  | 20 841                                 | 21 937                              |
| 福 建 Fujian           | 234 996                                  | 461 708                                    | 8 284                                  | 13 633                              |
| 江 西 Jiangxi          | 236 384                                  | 458 275                                    | 14 493                                 | 19 291                              |
| 山 东 Shandong         | 548 328                                  | 1 046 515                                  | 50 141                                 | 43 982                              |
| 河 南 Henan            | 748 966                                  | 1 458 069                                  | 39 863                                 | 52 114                              |
| 湖 北 Hubei            | 424 713                                  | 821 229                                    | 28 197                                 | 35 145                              |
| 湖 南 Hunan            | 443 400                                  | 846 974                                    | 39 826                                 | 44 346                              |
| 广 东 Guangdong        | 578 562                                  | 1 130 684                                  | 26 440                                 | 29 281                              |
| 广 西 Guangxi          | 281 053                                  | 541 904                                    | 20 202                                 | 21 646                              |
| 海 南 Hainan           | 34 606                                   | 68 208                                     | 1 004                                  | 2 453                               |
| 四 川 Sichuan          | 956 834                                  | 1 822 110                                  | 91 558                                 | 101 260                             |
| 贵 州 Guizhou          | 265 206                                  | 516 175                                    | 14 237                                 | 22 779                              |
| 云 南 Yunnan           | 315 784                                  | 607 156                                    | 24 412                                 | 27 772                              |
| 西 藏 Tibet            | 5 733                                    | 9 800                                      | 1 666                                  | 557                                 |
| 陕 西 Shaanxi          | 254 113                                  | 487 105                                    | 21 121                                 | 27 960                              |
| 甘 肃 Gansu            | 197 855                                  | 385 295                                    | 10 415                                 | 16 268                              |
| 青 海 Qinghai          | 33 565                                   | 62 963                                     | 4 167                                  | 6 361                               |
| 宁 夏 Ningxia          | 35 430                                   | 67 943                                     | 2 917                                  | 4 388                               |
| 新 疆 Xinjiang         | 163 382                                  | 246 984                                    | 79 780                                 | 52 490                              |

19-35 律师、公证、调解工作基本情况  
BASIC STATISTICS ON LAW, NOTARIZATIONS AND MEDIATIONS

| 项 目           | Item  | 1985    | 1990    | 1992    | 1993    |
|---------------|---|---------|---------|---------|---------|
| <b>律师工作</b>   | <b>Law</b>  |         |         |         |         |
| 律师事务所 (个)     | Legal Advisory Offices                                      | 3 131   | 3 716   | 4 176   | 5 129   |
| 律师 (人)        | Lawyers (persons)   | 13 403  | 34 379  | 45 666  | 68 834  |
| 专职律师 (人)      | Full-Time Lawyers (persons)                                 | 6 830   | 23 727  | 22 124  | 30 401  |
| 兼职律师 (人)      | Part-Time Lawyers (persons)                                 | 6 573   | 10 652  | 12 391  | 16 793  |
| 聘请担任常年        | Units with Permanent Legal Advisors                         |         |         |         |         |
| 法律顾问的单位 (处)   |   | 39 453  | 111 899 | 151 501 | 185 715 |
| 民事诉讼代理 (件)    | Civil Action (cases)  | 108 236 | 330 672 | 396 342 | 483 306 |
| 刑事辩护 (件)      | Criminal Defense (cases)                                    | 101 707 | 252 344 | 219 739 | 191 657 |
| 行政诉讼 (件)      | Administrative Action (cases)                               |         |         | 16 061  | 15 260  |
| 非诉讼法律事件 (件)   | Non-Administrative Action (cases)                           | 41 136  | 110 139 | 277 030 | 350 408 |
| 涉外法律事件 (件)    | Foreign Legal Affairs (cases)                               | 4 324   | 9 980   | 14 719  | 18 423  |
| 解答法律咨询 (万件)   | Legal Advisory Services(10 000 cases)                       | 122.4   | 275.7   | 277.5   | 241.5   |
| 代写法律事务文书(万件)  | Legal Documents Written on Behalf of Clients (10 000 cases) | 31.6    | 51.7    | 61.0    | 60.0    |
| <b>公证工作</b>   | <b>Notarizations</b>  |         |         |         |         |
| 公证处 (个)       | Notarial Offices  | 2 674   | 2 921   | 2 981   | 3 066   |
| 公证人员 (人)      | Notarial Personnel (persons)                                | 10 369  | 15 786  | 16 204  | 16 742  |
| 公证员 (人)       | Public Notaries (persons)                                   | 3 205   | 9 210   | 9 463   | 10 371  |
| 公证员助理 (人)     | Assistant Public Notaries (persons)                         | 1 274   | 2 599   | 2 503   | 2 339   |
| 办理公证文书 (万件)   | Notarized Documents (10 000)                                | 279.7   | 636.5   | 972.3   | 796.4   |
| <b>人民调解工作</b> | <b>People's Mediation</b>                                   |         |         |         |         |
| 专职司法助理员 (人)   | Full-Time Judicial Assistants(persons)                      | 41 919  | 47 399  | 51 122  | 52 979  |
| 人民调解委员会 (万个)  | People's Mediation Committees (10 000)                      | 97.7    | 102.1   | 101.1   | 100.8   |
| 调解人员 (万人)     | Mediators (10 000 persons)                                  | 473.9   | 625.6   | 1 017.9 | 976.7   |
| 调解民间纠纷 (万件)   | Civil Disputes Mediated (10 000 cases)                      | 533.8   | 740.9   | 617.3   | 622.3   |

19-36 国内公证文书分类 (1993年)  
DOMESTIC NOTARIAL DOCUMENTS BY TYPE (1993)

| 分 类<br>Item     | 1992  |                          | 1993   |                          |       |
|-----------------|---|--------------------------|--|--------------------------|-------|
|                 | 办证件数<br>(件)<br>Notarial<br>Documents<br>(pieces)                                  | 比 重<br>(%)<br>Percentage | 办证件数<br>(件)<br>Notarial<br>Documents<br>(pieces) | 比 重<br>(%)<br>Percentage |       |
| <b>经济公证</b>     | <b>Notarized Domestic Business Contracts</b>                                      |                          |  |                          |       |
| 合 计             | Total Documents   | 3 939 263                | 100  | 3 427 093                | 100   |
| 购 销             | Purchases and Sales of Industrial Products  | 46 603                   | 1.18   | 73 059                   | 2.13  |
| 联 营             | Joint Business  | 14 972                   | 0.38   | 19 374                   | 0.57  |
| 拍 卖             | Auctions  | 15 238                   | 0.39   | 23 380                   | 0.68  |
| 贷 款             | Loans   | 408 778                  | 10.38  | 590 876                  | 17.24 |
| 担 保             | Guarantees  | 44 081                   | 1.12   | 23 371                   | 0.68  |
| 招标、投标           | Bidding   | 19 591                   | 0.50   | 16 341                   | 0.48  |
| 科技合同            | Scientific and Technological Contracts  | 10 125                   | 0.26   | 13 089                   | 0.38  |
| 供 用 电           | Supply and Use of Electricity   | 42 660                   | 1.08   | 30 718                   | 0.9   |
| 劳务合同            | Labor Contracts   | 622 479                  | 15.80  | 595 773                  | 17.38 |
| 建筑工程承包          | Construction Project Contracts  | 32 166                   | 0.82   | 24 966                   | 0.73  |
| 工商服务业承包         | Industrial and Commercial Service Contracts                                       | 30 406                   | 0.77   | 59 095                   | 1.72  |
| 农林牧副渔业承包        | Farming, Forestry, Animal Husbandry, Sideline<br>Production and Fishery Contracts | 823 530                  | 20.91  | 314 638                  | 9.18  |
| 乡镇企业承包          | Township Enterprise Contracts   | 25 065                   | 0.64   | 25 340                   | 0.74  |
| 财产租赁            | Property Leases   | 33 557                   | 0.85   | 47 961                   | 1.4   |
| 企业租赁            | Enterprise Leases   | 12 122                   | 0.31   | 52 607                   | 1.54  |
| 资产经营协议          | Asset Business Contracts  | 46 255                   | 1.17   | 17 135                   | 0.5   |
| 其他经济合同          | Other Business Contracts  | 282 456                  | 7.17   | 317 168                  | 9.25  |
| 法人(代表人)资格       | Legal Person (agent) Identification   | 39 634                   | 1.01   | 28 293                   | 0.83  |
| 法人委托书           | Legal Person Trust Deeds  | 49 925                   | 1.27   | 43 979                   | 1.28  |
| 公司章程            | Corporation Constitutions   | 3 848                    | 0.10   | 4 226                    | 0.12  |
| 执行许可证明          | Operating Permits   | 16 138                   | 0.41   | 3 033                    | 0.09  |
| 提 存             | Consignation  | 20 532                   | 0.52   | 3 250                    | 0.09  |
| 其 他             | Other   | 1 299 102                | 32.98  | 1 099 441                | 32.08 |
| <b>民事法律关系公证</b> | <b>Notarized Documents on Civil Legal Relations</b>                               |                          |  |                          |       |
| 合 计             | Total   | 4 761 274                | 100  | 3 496 932                | 100   |
| 收 养             | Child Adoption  | 25 822                   | 0.54   | 21 094                   | 0.6   |
| 解除收养            | Adoption Renuncements   | 1 585                    | 0.03   | 1 340                    | 0.04  |
| 继 承 权           | Rights of Inheritance   | 48 562                   | 1.02   | 54 739                   | 1.57  |
| 遗 嘱             | Testaments  | 16 397                   | 0.34   | 17 426                   | 0.5   |
| 产 权             | Property Rights   | 274 801                  | 5.77   | 142 128                  | 4.06  |
| 亲属关系            | Kinship Confirmation  | 26 098                   | 0.55   | 11 173                   | 0.32  |
| 死 亡             | Death Certificates  | 3 176                    | 0.07   | 3 767                    | 0.11  |
| 房屋买卖            | Purchases and Sales of House  | 269 048                  | 4.39   | 312 673                  | 8.94  |
| 房屋租赁            | House Leases  | 66 586                   | 1.40   | 59 598                   | 1.7   |
| 留学协议            | Foreign Study Contracts   | 7 740                    | 0.16   | 7 072                    | 0.2   |
| 遗赠扶养协议          | Donations and Family Fostering  | 11 073                   | 0.23   | 9 204                    | 0.26  |
| 其他民事协议          | Other Civil Agreements  | 445 010                  | 9.35   | 471 844                  | 13.49 |
| 委 托 书           | Trust Deeds   | 21 964                   | 0.46   | 33 730                   | 0.96  |
| 赠 与 书           | Presentation Documents  | 46 265                   | 0.97   | 62 303                   | 1.78  |
| 声 明 书           | Declarations  | 40 828                   | 0.86   | 37 760                   | 1.08  |
| 现场监督            | Field Supervision   | 103 636                  | 2.18   | 99 713                   | 2.85  |
| 执行许可证明          | Operating Permits   | 1 307                    | 0.03   | 1 545                    | 0.04  |
| 副本等与原本相符        | Confirmation of Copies and Photo-Offset Copies<br>to Originals                    | 54 039                   | 1.13   | 10 105                   | 0.29  |
| 宅基地使用权          | Rights to Housing Site  | 463 389                  | 9.73   | 204 279                  | 5.84  |
| 证据保全            | Evidence Preservation   | 3 263                    | 0.07   | 2 646                    | 0.08  |
| 其 他             | Other   | 2 890 685                | 60.71  | 1 932 793                | 55.27 |

19-37 涉外公证文书分类 (1993年)  
FOREIGN NOTARIAL DOCUMENTS BY TYPE (1993)

| 分 类      | Item                   | 办证件数<br>(件)<br>Notarial<br>Documents<br>(pieces) | 比重<br>(%)<br>Percent<br>-age | 分 类    | Item                                | 办证件数<br>(件)<br>Notarial<br>Documents<br>(pieces) | 比重<br>(%)<br>Percent<br>-age |
|----------|------------------------|--|------------------------------|--------|-------------------------------------|--|------------------------------|
| 合 计      | Total                  | 1 039 483  | 100.00                       | 营业证书   | Certificates                        | 1 441  | 0.14                         |
| 收 养      | Child Adoption         | 2 308  | 0.22                         | 公司章程   | Corporation Constitutions           | 731  | 0.07                         |
| 遗 嘱      | Testaments             | 4 184  | 0.40                         | 其他法律文书 | Other Legal Documents               | 21 042   | 2.02                         |
| 出 生      | Births                 | 174 612  | 16.80                        | 职 称    | Professional Certificates           | 4 973  | 0.48                         |
| 死 亡      | Deaths                 | 7 394  | 0.71                         | 法人资格   | Legal Person Identitifi-<br>cation  | 1 950  | 0.19                         |
| 生存、居住    | Survival and Residents | 3 402  | 0.33                         | 商标注册   | Trademark Registrations             | 64   | 0.01                         |
| 学 历      | Schooling              | 111 204  | 10.70                        | 贷 款    | Loans                               | 1 344  | 0.13                         |
| 经 历      | Personal Histories     | 28 900   | 2.78                         | 担 保    | Guarantees                          | 865  | 0.08                         |
| 国 籍      | Nationality            | 4 657  | 0.45                         | 其他经济合同 | Other Business Contracts            | 11 544   | 1.11                         |
| 婚姻状况     | Marital Status         | 105 602  | 10.16                        | 副本等与   | Confirmation of Copies and          |  |                              |
| 亲属关系     | Kinship Confirmation   | 101 921  | 9.80                         | 原本相符   | Photo-Offset Copies to<br>Originals | 76 359   | 7.35                         |
| 继承权      | Rights of Inheritance  | 2 375  | 0.23                         | 其 他    | Other                               | 238 346  | 22.93                        |
| 受、未受刑事处分 | Criminal Records       | 112 277  | 10.80                        |        |                                     |  |                              |
| 声 明 书    | Declarations           | 12 680   | 1.22                         |        |                                     |  |                              |
| 委 托 书    | Trust Deeds            | 9 308  | 0.90                         |        |                                     |  |                              |

19-38 调解民间纠纷分类  
CIVIL DISPUTES MEDIATED BY TYPE

| 项 目     | Item                      | 调 解 纠 纷 (件)<br>Civil Disputes (cases) |           | 各类纠纷所占比重(%)<br>Percentage |        |
|---------|---------------------------|---------------------------------------|-----------|---------------------------|--------|
|         |                           | 1992                                  | 1993      | 1992                      | 1993   |
| 合 计     | Total                     | 6 173 209                             | 6 222 958 | 100.00                    | 100.00 |
| 婚姻家庭    | Family Disputes           | 1 979 592                             | 2 504 711 | 32.07                     | 40.25  |
| 婚 姻     | Marriages                 | 1 183 317                             | 1 187 687 | 19.17                     | 19.09  |
| 继 承     | Rights of Inheritance     | 280 448                               | 295 766   | 4.54                      | 4.75   |
| 赡 抚 扶 养 | Family Fostering          | 413 476                               | 434 085   | 6.70                      | 6.98   |
| 其 他     | Other                     | 102 351                               | 587 173   | 1.66                      | 9.44   |
| 房屋、宅基地  | Housing and Housing Sites | 721 004                               | 687 822   | 11.68                     | 11.05  |
| 债 务     | Debts                     | 415 558                               | 463 727   | 6.73                      | 7.45   |
| 生产经营    | Business                  | 623 492                               | 626 722   | 10.10                     | 10.07  |
| 邻 里     | Neighbor Disputes         | 946 080                               | 947 589   | 15.32                     | 15.23  |
| 损害赔偿    | Compensation for Damages  | 464 736                               | 442 967   | 7.53                      | 7.12   |
| 其 他     | Other                     | 1 022 747                             | 549 420   | 16.57                     | 8.83   |

19-39 劳动仲裁委员会受理及处理劳动争议案件情况  
SETTLEMENTS OF LABOUR DISPUTES ACCEPTED AND HANDLED  
BY LABOR ARBITRATION COMMITTEES

单位: 案件: 件 人数: 人

(person)

| 项 目              | Item  | 1992   | 1993   |
|------------------|---|--------|--------|
| <b>受理案件情况</b>    | <b>Disposition of Accepted Cases</b>                        |        |        |
| 案件数              | Number of Cases   | 8 150  | 12 368 |
| #集体争议            | Collective Disputes   | 548    | 684    |
| 人数               | Number of persons   | 17 417 | 35 683 |
| #集体争议            | Collective Disputes   | 9 100  | 19 468 |
| <b>受理劳动合同制职工</b> | <b>Cases Accepted for Disputes of Contractual Employees</b> |        |        |
| 劳动争议案件数          |   | 3 905  | 5 131  |
| 因履行劳动合同          | Due to Contract Performance                                 | 2 003  | 2 327  |
| 因终止劳动合同          | Due to Termination of Contracts                             | 334    | 486    |
| 因变更劳动合同          | Due to Change of Contracts                                  |        | 209    |
| 因解除劳动合同          | Due to Cancellation of Contracts                            | 1 421  | 1 552  |
| 因续订劳动合同          | Due to Extension of Contracts                               | 147    | 140    |
| 其他               | Other   |        | 417    |
| <b>受理劳动合同制职工</b> | <b>Persons Accepted for Disputes of Contractual</b>         |        |        |
| 劳动争议人数           | Employees   | 7 869  | 12 276 |
| <b>处理案件情况</b>    | <b>Number of Cases Handled</b>                              |        |        |
| 案件数              | Number of Cases   | 7 861  | 11 403 |
| 仲裁调解             | Cases by Mediation  | 4 712  | 6 004  |
| 仲裁解决             | Cases by Arbitration  | 1 178  | 1 709  |
| 其他               | Cases Solved by Other Methods                               | 1 971  | 3 690  |
| <b>处理结果</b>      | <b>Results of Settlements</b>                               |        |        |
| 单位行政胜诉           | Lawsuit Won for Enterprises                                 | 2 394  | 2 676  |
| 职工胜诉             | Lawsuit Won for Staff and Workers                           | 2 114  | 4 426  |
| 双方部分胜诉           | Lawsuits Partially Won by Both Parties                      | 2 275  | 4 301  |
| 不服仲裁向法院起诉        | Prosecuted Due to Disobedience of Arbitration               | 223    | 334    |
| 裁审结果一致           |   |        | 171    |
| 人数               | Number of Persons   | 16 834 | 31 800 |
| <b>受理劳动合同制职工</b> | <b>Disposition of Accepted Cases for Disputes of</b>        |        |        |
| 劳动争议案件情况         | Contractual Employees                                       |        |        |
| 案件数              | Number of Cases   | 3 793  | 4 768  |
| 仲裁调解             | Cases by Mediation  | 2 329  | 2 683  |
| 仲裁解决             | Cases by Arbitration  | 429    | 709    |
| 其他               | Cases Solved by Other Methods                               | 1 035  | 1 376  |
| 处理结果             | Results of Settlements                                      |        |        |
| 单位行政胜诉           | Lawsuit Won for Enterprises                                 | 1 247  | 1 184  |
| 职工胜诉             | Lawsuit Won for Staff and Workers                           | 1 183  | 1 878  |
| 双方部分胜诉           | Lawsuits Partially Won by Both Parties                      | 1 363  | 1 706  |
| 不服仲裁向法院起诉        | Prosecuted Due to Disobedience of Arbitration               | 70     | 105    |
| 裁审结果一致           |   |        | 53     |

19-40 职工保险福利费用总额  
LABOR INSURANCE AND WELFARE FUNDS OF STAFF AND WORKERS

单位：亿元

(100 000 000 yuan)

| 年份<br>Year | 合计<br>Total Funds | 国有单位<br>State-Owned Units | 单位<br>支付<br>Paid by<br>Employer<br>Units | 民政部门<br>支付<br>Paid by Civil<br>Administration<br>Departments | 城镇集体<br>单位<br>Urban Col-<br>lective-<br>owned Units | 其他单位<br>Other<br>Ownership<br>Units | 保险福利费用<br>总额相当于<br>工资总额的%<br>Total Funds as<br>Percentage of<br>Total Wages |
|------------|-------------------|---------------------------|--|--|---|-------------------------------------|---|
| 1978       | 78.1              | 69.1                      | 66.9                                     | 2.2  | 9.0   |                                     | 13.7  |
| 1980       | 136.4             | 119.3                     | 116.0                                    | 3.3  | 17.1  |                                     | 17.7  |
| 1983       | 212.5             | 182.7                     | 179.5                                    | 3.2  | 29.8  |                                     | 22.7  |
| 1984       | 257.7             | 213.4                     | 210.4                                    | 3.0  | 43.4  | 0.9                                 | 22.7  |
| 1985       | 331.6             | 273.6                     | 269.9                                    | 3.7  | 56.8  | 1.2                                 | 24.0  |
| 1986       | 420.1             | 343.9                     | 340.0                                    | 3.9  | 74.1  | 2.1                                 | 25.3  |
| 1987       | 508.7             | 415.9                     | 411.8                                    | 4.1  | 89.8  | 3.0                                 | 27.0  |
| 1988       | 653.1             | 537.6                     | 533.4                                    | 4.2  | 110.8   | 4.7                                 | 28.2  |
| 1989       | 768.0             | 635.5                     | 628.0                                    | 7.5  | 126.5   | 6.0                                 | 29.3  |
| 1990       | 937.9             | 777.3                     | 770.1                                    | 7.2  | 152.9   | 7.7                                 | 31.8  |
| 1991       | 1 094.7           | 912.5                     | 904.9                                    | 7.6  | 171.8   | 10.4                                | 32.9  |
| 1992       | 1 309.5           | 1 095.8                   | 1 086.6                                  | 9.2  | 198.8   | 14.9                                | 33.2  |
| 1993       | 1 670.2           | 1 386.5                   | 1 374.5                                  | 12.0   | 238.6   | 45.1                                | 34.0  |



19-41 国有单位在职职工分行业保险福利费 (1993年)

单位: 亿元

| 行 业<br>Industry  | 合 计<br>Total | 集 体 保 险 福 利 费<br>Labor Insurance and Welfare Funds for Collection |   |  |   |                                 |
|--|--------------|---|---|--|---|---------------------------------|
|  |              | 小 计<br>Subtotal   | 集体福利<br>事业<br>补贴费<br>Subsidies<br>for Public<br>Welfare | 集 体<br>福 利<br>设 施<br>费<br>Subsidies<br>for Public<br>Welfare<br>Facilities | 文 娱 体 育<br>宣 传 费<br>Expenses for<br>Cultural<br>Activities,<br>Sports and<br>Propaganda | 医 疗<br>卫 生 费<br>Medical<br>Care |
| 总 计<br>Total   | 633.7        | 409.3   | 49.4  | 58.9   | 16.6  | 258.4                           |
| 农、林、牧、渔、水利业<br>Farming, Forestry, Animal<br>Husbandry, Fishery                       | 23.1         | 13.7  | 1.8   | 1.9  | 0.7   | 8.6                             |
| 采掘业<br>Mining  | 39.8         | 26.9  | 3.6   | 3.7  | 1.0   | 16.6                            |
| 制造业<br>Manufacturing   | 189.9        | 127.8   | 15.2  | 18.8   | 4.2   | 82.1                            |
| 电力、煤气及水的生产和供应业<br>Power Generation, Gas and Water<br>Production and Supply           | 18.2         | 12.7  | 1.6   | 1.9  | 0.5   | 7.8                             |
| 建筑业<br>Construction  | 34.0         | 22.7  | 3.0   | 3.6  | 0.8   | 13.6                            |
| 地质勘查、水利管理业<br>Geological Prospecting and<br>Water Conservancy                        | 10.0         | 6.5   | 0.8   | 1.0  | 0.3   | 3.8                             |
| 交通运输、仓储及邮电通讯业<br>Transportation, Storage, Post and<br>Telecommunications Services    | 49.2         | 32.7  | 4.9   | 6.0  | 1.4   | 17.7                            |
| 批发和零售贸易、餐饮业<br>Wholesale, Retail Trade and Food<br>Services                          | 58.6         | 37.4  | 3.7   | 5.6  | 1.3   | 24.4                            |
| 金融、保险业<br>Banking and Insurance  | 17.4         | 11.0  | 1.1   | 1.6  | 0.8   | 6.8                             |
| 房地产业<br>Real Estate Management   | 6.2          | 4.0   | 0.7   | 0.4  | 0.2   | 2.4                             |
| 社会服务业<br>Social Services   | 16.6         | 10.6  | 1.1   | 1.4  | 0.4   | 6.9                             |
| 卫生、体育和社会福利业<br>Health Care, Sports, Social<br>Welfare, and Health                    | 28.6         | 18.0  | 2.1   | 2.3  | 0.9   | 11.8                            |
| 教育、文化艺术和广播电视业<br>Education, Culture and Arts,<br>Radio Film and Television           | 55.6         | 30.9  | 3.9   | 3.6  | 1.6   | 20.3                            |
| 科学研究和技术服务业<br>Scientific Research and Poly-<br>technical Services                    | 16.3         | 11.5  | 1.5   | 2.1  | 0.4   | 6.9                             |
| 国家机关、政党机关和社会团体<br>Government Agencies, Party<br>Agencies and Social<br>Organizations | 64.2         | 38.8  | 3.8   | 4.5  | 2.0   | 26.8                            |
| 其他<br>Other  | 6.1          | 4.1   | 0.6   | 0.6  | 0.2   | 1.9                             |

LABOR INSURANCE AND WELFARE FUNDS OF STAFF AND WORKERS  
IN STATE-OWNED UNITS BY SECTOR (1993)

(100 000 000 yuan)

|             |                | 个人保险福利费<br>Labor Insurance and Welfare Funds for Individuals  |   |  |   |  |  |             |  |
|-------------|----------------|---|---|--|---|--|--|-------------|--|
| 其他<br>Other | 小计<br>Subtotal | 丧葬抚恤<br>救济费<br>Funeral<br>Expenses,<br>Pensions<br>and Relief | 生活<br>困难补助<br>Subsidies<br>for Living<br>Expenses | 计划<br>生育补<br>贴<br>Subsidies<br>for<br>Family<br>Planning | 上下班<br>交通费<br>补<br>贴<br>Subsidies<br>for<br>Trans-<br>portation | 洗理<br>卫生费<br>Subsidies<br>for Barber<br>and Bath<br>Fees | 冬季取暖<br>补贴<br>Subsidies<br>for<br>Heating<br>in Winter | 其他<br>Other |  |
| 26.0        | 224.4          | 10.2  | 10.3  | 15.2   | 41.6  | 87.3   | 23.5   | 36.3        |  |
| 0.7         | 9.3            | 0.5   | 0.5   | 0.8  | 1.0   | 3.5  | 1.5  | 1.5         |  |
| 2.0         | 12.9           | 1.8   | 0.9   | 0.7  | 1.6   | 4.3  | 1.6  | 2.1         |  |
| 7.5         | 62.1           | 2.2   | 2.8   | 4.6  | 12.5  | 23.9   | 6.2  | 9.7         |  |
| 0.8         | 5.5            | 0.3   | 0.2   | 0.3  | 1.1   | 2.1  | 0.5  | 1.0         |  |
| 1.8         | 11.3           | 0.6   | 0.6   | 0.7  | 2.4   | 4.0  | 1.1  | 1.8         |  |
| 0.6         | 3.5            | 0.2   | 0.1   | 0.2  | 0.6   | 1.4  | 0.3  | 0.5         |  |
| 2.7         | 16.4           | 0.6   | 0.8   | 1.1  | 2.9   | 6.6  | 1.7  | 2.6         |  |
| 2.5         | 21.3           | 0.7   | 0.9   | 1.5  | 4.1   | 8.3  | 2.3  | 3.5         |  |
| 0.6         | 6.4            | 0.2   | 0.3   | 0.5  | 1.4   | 2.4  | 0.6  | 1.0         |  |
| 0.3         | 2.2            | 0.1   | 0.1   | 0.2  | 0.5   | 0.8  | 0.2  | 0.5         |  |
| 0.8         | 6.0            | 0.2   | 0.2   | 0.4  | 1.2   | 2.5  | 0.5  | 0.9         |  |
| 0.9         | 10.6           | 0.3   | 0.3   | 0.6  | 1.8   | 4.3  | 1.0  | 2.1         |  |
| 1.5         | 24.7           | 1.1   | 1.1   | 1.3  | 4.3   | 10.7   | 2.4  | 3.8         |  |
| 0.7         | 4.8            | 0.2   | 0.2   | 0.3  | 1.1   | 1.9  | 0.3  | 0.8         |  |
| 1.7         | 25.4           | 1.2   | 1.1   | 1.6  | 4.8   | 9.8  | 2.7  | 4.1         |  |
| 0.9         | 1.9            | 0.1   | 0.1   | 0.1  | 0.4   | 0.7  | 0.2  | 0.4         |  |

19-42 国有单位离休、退休、退职人员保险福利费  
LABOR INSURANCE AND WELFARE FUNDS OF STAFF AND WORKERS  
IN STATE-OWNED UNITS BY SECTOR

单位: 亿元

(100 000 000 yuan)

| 项 目     | Item   | 1990  | 1991  | 1992  | 1993  |
|---------|--|-------|-------|-------|-------|
| 总 计     | Total  | 375.2 | 452.1 | 563.2 | 740.8 |
| 离 休 金   |  | 32.4  | 36.1  | 44.2  | 53.2  |
| 退 休 金   | Retirement Pensions                                      | 190.0 | 224.6 | 273.4 | 351.6 |
| 退职生活费   | Resignation Allowances for Living Expenses               | 3.5   | 4.0   | 4.7   | 5.7   |
| 医疗卫生费   | Medical Care   | 62.7  | 79.0  | 98.2  | 129.5 |
| 护 理 费   | Nursing Fees   | 1.5   | 1.8   | 2.2   | 3.2   |
| 生活补贴    | Subsidies for Living Expenses                            | 26.1  | 28.7  | 33.2  | 43.9  |
| 交通费补贴   | Transportation Subsidies                                 | 2.9   | 3.7   | 4.8   | 7.5   |
| 丧葬抚恤救济费 | Funeral Expenses and Pensions for Family of the Deceased | 6.5   | 7.8   | 8.5   | 10.4  |
| 冬季取暖补贴  | Subsidies for Heating in Winter                          |       |       |       | 5.5   |
| 物价补贴    | Subsidies for Price                                      |       |       |       | 81.9  |
| 其 他     | Other  | 49.6  | 28.8  | 94.1  | 48.3  |

注: 总计中未含民政部门支付的离退休人员保险福利费用。

a) Excluding labor insurance and welfare funds for RRSW paid by administrative departments.

19-43 离休、退休、退职人员人数 (年底数)  
NUMBER OF RETIRED AND RESIGNED STAFF AND WORKERS (RRSW) (YEAR-END)

单位: 万人

(10 000 persons)

| 年 份  | 合 计   | 国 有 单 位           | 单 位 支 付                | 民 政 部 门 支 付                              | 城 镇 集 体 单 位                  | 其 他 单 位               | 离休、退休、退职人员人数与在职职工人数之比(以离休、退休、退职人员为1) ratio (employed staff and workers to RRSW) |                   |                              |                       |
|------|-------|-------------------|------------------------|--|------------------------------|-----------------------|---|-------------------|------------------------------|-----------------------|
|      |       |                   |                        |  |                              |                       | 合 计   | 国 有 单 位           | 城 镇 集 体 单 位                  | 其 他 单 位               |
| Year | Total | State-Owned Units | Paid by Employer Units | Paid by Civil Administration Departments | Urban Collective-Owned Units | Other Ownership Units | Total   | State-Owned Units | Urban Collective-Owned units | Other Ownership units |
| 1978 | 314   | 284               | 238                    | 46                                       | 30                           |                       | 30.3  | 26.2              | 68.3                         |                       |
| 1980 | 816   | 638               | 591                    | 47                                       | 178                          |                       | 12.8  | 12.6              | 13.6                         |                       |
| 1983 | 1 292 | 1 015             | 975                    | 40                                       | 277                          |                       | 8.9   | 8.6               | 9.9                          |                       |
| 1984 | 1 478 | 1 062             | 1 021                  | 41                                       | 412                          | 4                     | 8.0   | 8.1               | 7.8                          | 9.3                   |
| 1985 | 1 637 | 1 165             | 1 127                  | 38                                       | 467                          | 5                     | 7.5   | 7.7               | 7.1                          | 8.8                   |
| 1986 | 1 805 | 1 303             | 1 266                  | 37                                       | 496                          | 6                     | 7.1   | 7.2               | 6.9                          | 9.2                   |
| 1987 | 1 968 | 1 424             | 1 392                  | 32                                       | 538                          | 6                     | 6.7   | 6.8               | 6.5                          | 12.0                  |
| 1988 | 2 120 | 1 544             | 1 511                  | 28                                       | 568                          | 8                     | 6.4   | 6.5               | 6.2                          | 12.1                  |
| 1989 | 2 201 | 1 629             | 1 598                  | 31                                       | 562                          | 10                    | 6.2   | 6.2               | 6.2                          | 13.2                  |
| 1990 | 2 301 | 1 742             | 1 693                  | 31                                       | 566                          | 11                    | 6.1   | 6.0               | 6.3                          | 14.9                  |
| 1991 | 2 433 | 1 833             | 1 804                  | 30                                       | 588                          | 12                    | 6.0   | 5.8               | 6.2                          | 17.3                  |
| 1992 | 2 598 | 1 972             | 1 944                  | 29                                       | 609                          | 17                    | 5.7   | 5.5               | 5.9                          | 16.6                  |
| 1993 | 2 780 | 2 143             | 2 113                  | 28                                       | 596                          | 41                    | 5.4   | 5.1               | 5.7                          | 13.1                  |

19-44 分地区离休、退休、退职人员人数 (1993年)  
 NUMBER OF RETIRED AND RESIGNED STAFF AND WORKERS (RRSW)  
 BY REGION (END OF 1993)

| 地 区<br>Region           | 截至本年末止人数(万人)<br>Retired and Resigned Staff &<br>Workers (10 000 persons) |       |                 |                  | # 国 有 单 位(万人)<br>State-Owned Units<br>(10 000 persons) |       |                 |                  | 离退休、退职<br>人员与职工之比<br>Ratio<br>(employed<br>staff & wor-<br>kers to RRSW) |
|-------------------------|--|-------|-----------------|------------------|--|-------|-----------------|------------------|--|
|                         | 合 计<br>Total   | 离休人员  | 退休人员<br>Retired | 退职人员<br>Resigned | 合 计<br>Total   | 离休人员  | 退休人员<br>Retired | 退职人员<br>Resigned |  |
| 全 国<br>National         | 2 780.1  | 205.7 | 2 489.0         | 85.4             | 2 142.9  | 189.5 | 1 895.1         | 58.3             | 5.3  |
| 北 京<br>Beijing          | 104.4  | 10.0  | 93.1            | 1.3              | 85.6   | 9.7   | 75.0            | 1.0              | 4.5  |
| 天 津<br>Tianjin          | 70.5   | 3.2   | 65.6            | 1.7              | 54.1   | 3.0   | 49.7            | 0.9              | 4.2  |
| 河 北<br>Hebei            | 109.2  | 14.8  | 92.2            | 2.1              | 87.7   | 13.5  | 73.3            | 1.4              | 6.4  |
| 山 西<br>Shanxi           | 70.8   | 8.6   | 60.5            | 1.7              | 58.2   | 8.0   | 49.7            | 0.9              | 6.5  |
| 内 蒙 古<br>Inner Mongolia | 53.3   | 5.2   | 47.3            | 0.8              | 49.4   | 4.9   | 38.8            | 0.5              | 7.4  |
| 辽 宁<br>Liaoning         | 230.9  | 18.2  | 202.7           | 10.0             | 155.7  | 16.2  | 137.2           | 5.7              | 4.4  |
| 吉 林<br>Jilin            | 83.5   | 8.7   | 71.7            | 3.1              | 64.7   | 8.1   | 53.6            | 2.3              | 6.5  |
| 黑 龙 江<br>Heilongjiang   | 138.7  | 12.8  | 121.9           | 4.1              | 116.1  | 12.0  | 102.5           | 3.0              | 6.2  |
| 上 海<br>Shanghai         | 174.1  | 4.9   | 166.5           | 2.7              | 129.8  | 4.1   | 121.9           | 1.6              | 2.8  |
| 江 苏<br>Jiangsu          | 175.5  | 11.4  | 156.4           | 7.7              | 106.5  | 10.0  | 94.5            | 3.8              | 5.2  |
| 浙 江<br>Zhejiang         | 95.5   | 4.8   | 87.4            | 3.3              | 61.6   | 4.4   | 55.8            | 2.0              | 5.3  |
| 安 徽<br>Anhui            | 82.7   | 7.2   | 73.0            | 2.5              | 62.8   | 6.6   | 54.8            | 1.4              | 6.0  |
| 福 建<br>Fujian           | 57.0   | 3.0   | 52.3            | 1.8              | 42.8   | 2.8   | 38.6            | 1.4              | 6.0  |
| 江 西<br>Jiangxi          | 67.7   | 3.1   | 62.6            | 2.0              | 60.1   | 3.0   | 51.6            | 1.4              | 6.1  |
| 山 东<br>Shandong         | 141.7  | 18.9  | 114.8           | 7.9              | 99.5   | 16.7  | 81.3            | 5.5              | 6.0  |
| 河 南<br>Henan            | 114.5  | 12.7  | 99.7            | 2.1              | 94.6   | 11.7  | 80.5            | 1.5              | 6.7  |
| 湖 北<br>Hubei            | 122.0  | 7.0   | 110.6           | 4.4              | 93.7   | 6.5   | 85.0            | 2.4              | 6.1  |
| 湖 南<br>Hunan            | 122.9  | 4.6   | 115.3           | 3.1              | 93.8   | 4.3   | 87.3            | 2.2              | 4.8  |
| 广 东<br>Guangdong        | 149.0  | 8.1   | 138.0           | 2.9              | 106.6  | 7.4   | 98.2            | 2.2              | 5.9  |
| 广 西<br>Guangxi          | 57.8   | 3.2   | 53.2            | 1.4              | 48.2   | 3.0   | 43.3            | 1.0              | 6.0  |
| 海 南<br>Hainan           | 24.0   | 1.0   | 21.0            | 2.0              | 23.7   | 0.9   | 19.5            | 1.9              | 4.3  |
| 四 川<br>Sichuan          | 218.7  | 7.0   | 207.0           | 4.6              | 165.8  | 6.5   | 158.6           | 3.3              | 4.5  |
| 贵 州<br>Guizhou          | 40.5   | 2.6   | 37.1            | 0.8              | 37.1   | 2.6   | 33.1            | 0.7              | 5.4  |
| 云 南<br>Yunnan           | 62.8   | 4.6   | 56.7            | 1.6              | 54.5   | 4.4   | 50.1            | 1.4              | 4.9  |
| 西 藏<br>Tibet            | 2.9  | 0.1   | 2.8             |                  | 6.0  | 0.1   | 2.8             |                  | 6.0  |
| 陕 西<br>Shaanxi          | 70.7   | 6.2   | 60.7            | 3.7              | 56.5   | 5.8   | 48.7            | 3.1              | 5.6  |
| 甘 肃<br>Gansu            | 40.0   | 3.1   | 34.5            | 2.3              | 33.9   | 3.0   | 30.5            | 2.0              | 6.5  |
| 青 海<br>Qinghai          | 14.3   | 1.2   | 12.7            | 0.5              | 12.9   | 1.2   | 11.3            | 0.4              | 4.6  |
| 宁 夏<br>Ningxia          | 11.9   | 0.9   | 10.5            | 0.5              | 13.0   | 0.9   | 9.4             | 0.4              | 6.0  |
| 新 疆<br>Xinjiang         | 72.5   | 8.4   | 61.3            | 2.9              | 69.4   | 8.2   | 58.5            | 2.7              | 4.4  |

注: 1. 含由民政部门 and 总后勤部统计的离休、退休、退职人员人数。

2. 最后一列以离休、退休、退职人数为 1。

a) Includes retired and resigned staff and workers under civil administration organ.

b) For the last row, we take RRSW as 1.

19-45 离休、退休、退职职工保险福利费用总额  
LABOR INSURANCE AND WELFARE FUNDS FOR RETIRED  
AND RESIGNED STAFF AND WORKERS

| 年份<br>Year | 费用总额<br>(亿元)<br>Labor<br>Insur-<br>ance and<br>Welfare<br>Funds<br>(100 000<br>000yuan) | 国有<br>单位<br>(亿元)<br>State-<br>Owned<br>Units<br>Subtotal<br>(100 000<br>000yuan) | 单位                                  |   | 城镇集体<br>单位<br>(亿元)<br>Urban<br>Collective<br>Owned<br>Units<br>(100 000<br>000 yuan) | 其他单位<br>(亿元)<br>Other<br>Owner-<br>ship<br>Units<br>(100 000<br>000yuan) | 平均<br>每人<br>(元)<br>Per<br>Capita<br>Funds<br>(yuan) | 按事故发生地区分                         |  |                                     |
|------------|---|--|-------------------------------------|---|--|--|---|----------------------------------|--|-------------------------------------|
|            |   |  | 支 付<br>Paid by<br>Employer<br>Units | 民 政 部 门<br>支 付<br>Paid by<br>Civil Admi-<br>nistration<br>departments |  |  |   | 国有单位<br>State-<br>Owned<br>Units | 城镇集体<br>单位<br>Urban<br>Collective<br>-Owned<br>Units | 其他单位<br>Other<br>Ownership<br>Units |
| 1978       | 17.3  | 16.3   | 14.1                                | 2.2   | 1.0  | 551  | 574   | 333                              |  |                                     |
| 1980       | 50.4  | 43.4   | 40.1                                | 3.3   | 7.0  | 714  | 781   | 465                              |  |                                     |
| 1983       | 87.3  | 74.0   | 70.8                                | 3.2   | 13.3   | 726  | 787   | 507                              |  |                                     |
| 1984       | 106.1   | 84.6   | 81.6                                | 3.0   | 21.2   | 0.3  | 766   | 815                              | 615  | 750                                 |
| 1985       | 149.8   | 119.2  | 115.5                               | 3.7   | 30.2   | 0.4  | 961   | 1 070                            | 687  | 888                                 |
| 1986       | 194.7   | 161.6  | 157.7                               | 3.9   | 32.5   | 0.6  | 1 131   | 1 310                            | 675  | 1 090                               |
| 1987       | 238.4   | 200.5  | 196.4                               | 4.1   | 37.1   | 0.8  | 1 263   | 1 470                            | 718  | 1 333                               |
| 1988       | 320.6   | 256.4  | 252.2                               | 4.2   | 62.5   | 1.7  | 1 571   | 1 731                            | 1 173  | 2 429                               |
| 1989       | 382.6   | 309.7  | 302.2                               | 7.5   | 71.1   | 1.8  | 1 773   | 1 955                            | 1 258  | 2 000                               |
| 1990       | 472.4   | 382.4  | 375.2                               | 7.2   | 87.8   | 2.2  | 2 099   | 2 281                            | 1 557  | 2 095                               |
| 1991       | 554.4   | 459.7  | 452.1                               | 7.6   | 99.4   | 2.9  | 2 342   | 2 529                            | 1 723  | 2 417                               |
| 1992       | 695.2   | 572.8  | 563.2                               | 9.2   | 118.1  | 4.3  | 2 764   | 3 010                            | 1 974  | 2 857                               |
| 1993       | 913.7   | 752.8  | 740.8                               | 12.0  | 144.9  | 16.0   | 3 399   | 3 661                            | 2 405  | 5 517                               |

注：1985年及以前各年离、退休人员费用总额中的医疗费用部分统计在在职职工中，故数字偏小。

a) Figures for medical treatment cost in labor insurance and welfare funds for retired and resigned staff and workers for 1985 and before are less, due to they are calculated in labor insure and welfare funds of staff and workers.

19-46 交通事故发生情况 (1993年)  
BASIC STATISTICS ON TRAFFIC ACCIDENTS (1993)

| 项 目<br>Item   | 合 计<br>Total | 按事故发生程度分<br>By Degree of Traffic Accidents |                |                 | 按事故发生地区分<br>By District of Traffic<br>Accidents |                                 |
|---|--------------|--|----------------|-----------------|---|---------------------------------|
|   |              | 特 大<br>Extraordinarily<br>Serious          | 重 大<br>Serious | 一 般<br>Ordinary | 城 市<br>City<br>Proper                           | 郊区、县<br>Suburbs and<br>Counties |
| 发 生 (起) Traffic Accidents                                 | 240 623      | 1 703                                      | 56 364         | 182 556         | 78 198  | 162 425                         |
| 死 亡 (人) Deaths (person)                                   | 63 551       | 5 223                                      | 57 674         | 654             | 14 584  | 48 967                          |
| 受 伤 (人) Injuries (person)                                 | 142 271      | 6 464                                      | 23 882         | 111 925         | 35 995  | 106 276                         |
| 损失折款 (万元) Losses Converted into<br>Cash (10,000 yuan)     | 100 016.1    | 9 103.8                                    | 20 224.0       | 70 688.3        | 30 228.2  | 69 787.9                        |
| 平均每起 (元) Average Loss per<br>事故损失 Traffic Accident (yuan) | 4 157        | 53 457                                     | 3 588          | 3 872           | 3 866   | 4 297                           |

注：损失折款指直接损失(下表同)。

a) Losses converted into cash refers direct losses (the same as following table).

19-47 火灾事故发生情况 (1993年)  
BASIC STATISTICS ON FIRES (1993)

| 项 目<br>Item   | 合 计<br>Total | 按事故发生程度分<br>By Degree of Fires    |                |                 |
|---|--------------|-----------------------------------|----------------|-----------------|
|   |              | 特 大<br>Extraordinarily<br>Serious | 重 大<br>Serious | 一 般<br>Ordinary |
| 发 生 (起) Fires   | 38 094       | 205                               | 1 953          | 35 936          |
| 死 亡 (人) Deaths (person)                               | 2 467        | 520                               | 517            | 1 430           |
| 受 伤 (人) Injuries (person)                             | 5 977        | 2 186                             | 816            | 2 975           |
| 损失折款 (万元) Losses Converted into<br>Cash (10,000 yuan) | 111 768.8    | 58 169.6                          | 29 580.1       | 24 019.1        |
| 平均每起 (元) Average Loss per<br>事故损失 Fire (yuan)         | 29 340.3     | 2 837 541.5                       | 151 459.8      | 6 683.9         |

19-48 各地区环保系统人员基本情况 (1993年底)  
PERSONNEL IN ENVIRONMENTAL PROTECTION AGENCIES BY REGION  
(END OF 1993)

单位: 人

(person)

| 地 区<br>Region        | 合 计<br>Total | 科学技术<br>业务人员<br>Scientific and<br>Technical Personnel | 按职称分                            |                                 | 行政干部<br>Administrative<br>personnel | 工 人<br>Workers |
|----------------------|--------------|---|---------------------------------|---------------------------------|-------------------------------------|----------------|
|                      |              |   | # 高级职称<br>With Senior<br>Titles | # 中级职称<br>With Medium<br>Titles |                                     |                |
| 全 国 National         | 81 373       | 43 482  | 2 682                           | 12 606                          | 18 874                              | 19 017         |
| 北 京 Beijing          | 1 396        | 892   | 157                             | 355                             | 334                                 | 170            |
| 天 津 Tianjin          | 1 357        | 841   | 65                              | 342                             | 293                                 | 223            |
| 河 北 Hebei            | 3 385        | 1 611   | 47                              | 477                             | 782                                 | 992            |
| 山 西 Shanxi           | 4 092        | 1 451   | 62                              | 375                             | 1 004                               | 1 637          |
| 内 蒙 古 Inner Mongolia | 2 031        | 1 135   | 50                              | 240                             | 414                                 | 482            |
| 辽 宁 Liaoning         | 5 380        | 3 057   | 221                             | 932                             | 1 550                               | 773            |
| 吉 林 Jilin            | 3 074        | 1 768   | 76                              | 423                             | 695                                 | 611            |
| 黑 龙 江 Heilongjiang   | 3 568        | 1 738   | 137                             | 627                             | 942                                 | 888            |
| 上 海 Shanghai         | 2 103        | 1 320   | 137                             | 471                             | 464                                 | 319            |
| 江 苏 Jiangsu          | 4 759        | 2 947   | 230                             | 771                             | 991                                 | 821            |
| 浙 江 Zhejiang         | 2 649        | 1 698   | 78                              | 547                             | 480                                 | 471            |
| 安 徽 Anhui            | 2 193        | 1 371   | 164                             | 443                             | 413                                 | 409            |
| 福 建 Fujian           | 1 963        | 1 177   | 50                              | 349                             | 374                                 | 412            |
| 江 西 Jiangxi          | 2 093        | 990   | 44                              | 241                             | 542                                 | 561            |
| 山 东 Shandong         | 6 860        | 3 548   | 135                             | 800                             | 1 678                               | 1 634          |
| 河 南 Henan            | 5 438        | 2 139   | 66                              | 539                             | 1 180                               | 2 119          |
| 湖 北 Hubei            | 3 983        | 2 016   | 120                             | 499                             | 1 098                               | 869            |
| 湖 南 Hunan            | 4 149        | 2 407   | 186                             | 761                             | 753                                 | 989            |
| 广 东 Guangdong        | 4 750        | 2 516   | 155                             | 763                             | 1 042                               | 1 192          |
| 广 西 Guangxi          | 1 944        | 1 258   | 113                             | 441                             | 388                                 | 298            |
| 海 南 Hainan           | 764          | 333   | 18                              | 53                              | 211                                 | 220            |
| 四 川 Sichuan          | 4 383        | 2 527   | 105                             | 717                             | 1 077                               | 779            |
| 贵 州 Guizhou          | 1 321        | 857   | 51                              | 271                             | 290                                 | 174            |
| 云 南 Yunnan           | 1 806        | 1 100   | 64                              | 350                             | 410                                 | 296            |
| 西 藏 Tibet            | 79           | 12  |                                 | 4                               | 28                                  | 39             |
| 陕 西 Shaanxi          | 2 195        | 1 017   | 47                              | 325                             | 505                                 | 673            |
| 甘 肃 Gansu            | 1 496        | 470   | 30                              | 162                             | 480                                 | 546            |
| 青 海 Qinghai          | 371          | 217   | 8                               | 73                              | 71                                  | 83             |
| 宁 夏 Ningxia          | 607          | 297   | 14                              | 80                              | 136                                 | 174            |
| 新 疆 Xinjiang         | 1 184        | 772   | 51                              | 175                             | 249                                 | 163            |

19-49 全国企业事业单位“三废”治理情况  
TREATMENT OF WASTE WATER, GAS AND RESIDUE BY  
ENTERPRISES AND INSTITUTIONS

| 项 目  | Item  | 1990      | 1992      | 1993      |
|--|---|-----------|-----------|-----------|
| <b>废水 Waste Water</b>  |   |           |           |           |
| 废水排放总量   | (万吨) Total Waste Water Discharged (10 000 tn)                 | 3 537 991 | 3 587 835 | 3 555 888 |
| Industrial Waste Water Discharged                                      |   |           |           |           |
| # 工业废水   | (万吨) Discharged (10 000 tn)                                   | 2 486 861 | 2 338 534 | 2 194 919 |
| 工业废水处理量  | (万吨) Treated (10 000 tn)                                      | 802 382   | 1 756 843 | 1 793 426 |
| 工业废水达标量  | (万吨) Reaching Discharge Standards (10 000 tn)                 | 1 246 092 | 1 236 216 | 1 204 858 |
| 工业废水处理排放达标量  | (万吨) Reaching Discharge Standards After Treatment (10 000 tn) | 463 873   | 444 946   | 450 326   |
| <b>废气 Waste Gas</b>  |   |           |           |           |
| 废气排放总量(亿标立方米)  | Total Volume of Waste Gas Emission(100 000 000 cu.m)          | 85 380    | 104 787   | 109 604   |
| 燃料燃烧过程中废气排放量   | Waste Gas from Fuel (100 000 000 cu.m)                        |           |           |           |
| (亿标立方米)  |   | 59 478    | 72 028    | 75 401    |
| # 经过消烟除尘的(亿标立方米)   | Smoke and Dust Retrieval (100 000 000 cu.m)                   | 43 902    |           |           |
| 生产工艺过程中废气排放量   | Industrial Waste Gas in the Process of Production             |           |           |           |
| (亿标立方米)  | (100 000 000 cu.m)  | 25 902    |           |           |
| # 经过净化处理的(亿标立方米)   | Purified (100 000 000 cu.m)                                   | 6 052     |           |           |
| 二氧化硫排放量  | (万吨) Sulphur Dioxide Discharged (10 000 tn)                   | 1 494     | 1 685     | 1 795     |
| 烟尘排放量  | (万吨) Soot Discharged (10 000 tn)                              | 1 324     | 1 414     | 1 416     |
| 工业粉尘排放量  | (万吨) Volume of Industrial Dust Discharged (10 000 tn)         | 781       | 576       | 617       |
| 工业粉尘回收量  | (万吨) Volume of Industrial Dust Retrieved (10 000 tn)          | 1 987     | 2 451     | 2 641     |
| <b>废物 Waste Residue</b>  |   |           |           |           |
| 工业固体废物生产量(万吨)  | Industrial Waste Residue Produced (10 000 tn)                 | 57 797    | 61 884    | 61 708    |
| 工业固体废物排放量(万吨)  | Industrial Waste Residue Discharged (10 000 tn)               | 4 767     | 2 587     | 2 152     |
| 历年工业固体废物堆存总量   | Volume of Industrial Waste Residue Accumulated over           |           |           |           |
| (万吨) the Years (10 000 tn)   |   | 648 173   | 591 608   | 596 576   |
| 工业固体废物占地面积   | Areas of Industrial Waste Residue Dumps                       |           |           |           |
| (万平方米)   | (10 000 sq.m)   | 58 390    | 54 223    | 52 052    |
| # 占农田面积  | (万平方米) Cultivated Land Used (10 000 sq.m)                     | 4 040     | 3 711     | 4 073     |
| 工业固体废物处理量(万吨)  | Industrial Waste Residue Treated (10 000 tn)                  | 4 864     |           |           |
| 工业固体废物处置量(万吨)  | Industrial Waste Residue Handled (10 000 tn)                  | 32 026    | 13 986    | 15 720    |
| 工业固体废物贮存量(万吨)  | Industrial Waste Residue Stored (10 000 tn)                   |           | 26 836    | 26 665    |
| 工业固体废物综合利用量(万吨)  | Industrial Waste Residue Used (10 000 tn)                     | 16 943    | 25 554    | 24 826    |
| “三废”综合利用产品产值   | Output Value of Products Made from Waste Gas,                 |           |           |           |
| (万元) Waste Water and Waste Residue (10 000 yuan)                       |   | 642 454   | 1 199 488 | 1 340 738 |
| “三废”综合利用产品利润   | Profits Obtained from Use of Waste Water                      |           |           |           |
| (万元) and Waste Residue (10 000 yuan)                                   |   | 181 054   | 282 149   | 356 460   |
| <b>污染治理 Pollution Treatment</b>  |   |           |           |           |
| 资金来源合计   | (万元) Sources of Funds (10 000 yuan)                           | 454 465   | 646 627   | 692 864   |
| 建设资金   | (万元) Capital Construction (10 000 yuan)                       | 9 214     | 140 025   | 130 801   |
| 更改资金   | (万元) Technical Updates and Transformation (10 000 yuan)       | 134 647   | 179 358   | 208 880   |
| 综合利用利润留成(万元)   | Retained Profits (10 000 yuan)                                | 11 353    | 21 594    | 31 993    |
| 环保补助资金   | (万元) Environmental Protection Subsidy Funds(10 000yuan)       | 68 282    | 108 990   | 107 350   |
| 贷款   | (万元) Loans (10 000 yuan)                                      | 75 208    | 60 413    | 62 138    |
| 资金使用合计   | (万元) Uses of Funds (10 000 yuan)                              | 454 465   | 646 661   | 693 270   |
| 治理废水   | (万元) Waste Water (10 000 yuan)                                | 216 256   | 298 098   | 294 225   |
| 治理废气   | (万元) Waste Gas (10 000 yuan)                                  | 147 991   | 215 162   | 254 648   |
| 治理固体废物   | (万元) Waste Residue (10 000 yuan)                              | 51 093    | 80 101    | 85 567    |
| 治理噪声   | (万元) Noise Abatement (10 000 yuan)                            | 11 759    | 17 810    | 15 423    |
| <b>排污收费和污染赔(罚)款 Free for Discharging Waste and Fines for Pollution</b> |   |           |           |           |
| 排污费交纳单位  | (个) Units Charged   | 186 370   | 220 143   | 254 387   |
| 排污费征收额   | (万元) Fines Levied (10 000 yuan)                               | 173 713   | 239 453   | 268 013   |
| 排污费支出额   | (万元) Outlays (10 000 yuan)                                    | 147 624   | 196 225   | 212 830   |
| 污染事故   | (次) Pollution Accidents (times)                               | 3 462     | 2 667     | 2 761     |
| 污染赔款总额   | (万元) Reparations for Pollution (10 000 yuan)                  | 9 743     | 5 191     | 4 124     |
| 污染罚款总额   | (万元) Fines for Pollution (10 000 yuan)                        | 1 602     | 336       | 479       |

## 19-50 各地区企业事业单位废水处理 (1993年)

## FACILITIES FOR WASTE WATER TREATMENT AND INSTITUTIONS BY REGION (1993)

| 地区 Region          | 汇总企事业<br>单位数<br>(个)<br>Enterprises<br>and Institutions<br>with<br>Facilities | 处理设施数<br>(套)<br>Facilities<br>(set) | 总投资<br>(万元)<br>Total<br>Investments<br>(10 000 yuan) | 废水处理量<br>(万吨)<br>Waste Water<br>Treatment<br>(10 000 ton) | 废水处理<br>回用量<br>(万吨)<br>Recycled<br>Waste Water<br>(10 000<br>ton) | 废水处理<br>排放达标量<br>(万吨)<br>Treated Waste Water<br>up to the Discharge<br>Standards<br>(10 000 ton) |
|--------------------|--|-------------------------------------|--|---|---|--|
| 全国 National        | 26 583   | 48 128                              | 2 193 426.0  | 1 874 296   | 1 061 751   | 507 724  |
| 北京 Beijing         | 1 396  | 756                                 | 68 831.2   | 64 229  | 50 535  | 9 756  |
| 天津 Tianjin         | 489  | 1 014                               | 62 386.1   | 36 404  | 20 841  | 13 721   |
| 河北 Hebei           | 785  | 1 707                               | 88 851.5   | 132 446   | 98 504  | 27 893   |
| 山西 Shanxi          | 514  | 1 159                               | 77 160.0   | 52 835  | 37 330  | 10 668   |
| 内蒙古 Inner Mongolia | 240  | 430                                 | 21 835.6   | 31 747  | 21 857  | 4 415  |
| 辽宁 Liaoning        | 847  | 2 526                               | 136 862.1  | 148 759   | 86 699  | 42 604   |
| 吉林 Jilin           | 375  | 784                                 | 47 501.3   | 42 829  | 25 242  | 11 133   |
| 黑龙江 Heilongjiang   | 523  | 1 213                               | 97 321.4   | 66 360  | 40 777  | 12 555   |
| 上海 Shanghai        | 2 026  | 3 431                               | 180 438.0  | 119 909   | 70 682  | 39 582   |
| 江苏 Jiangsu         | 2 211  | 3 242                               | 133 593.4  | 87 323  | 31 151  | 36 414   |
| 浙江 Zhejiang        | 1 140  | 2 149                               | 90 029.9   | 52 796  | 16 619  | 17 010   |
| 安徽 Anhui           | 793  | 1 312                               | 59 152.1   | 70 037  | 44 729  | 13 838   |
| 福建 Fujian          | 804  | 1 330                               | 65 742.2   | 42 903  | 15 912  | 16 414   |
| 江西 Jiangxi         | 621  | 1 421                               | 43 752.5   | 43 781  | 21 888  | 10 898   |
| 山东 Shandong        | 1 180  | 2 541                               | 217 288.1  | 140 992   | 101 312   | 24 631   |
| 河南 Henan           | 849  | 1 968                               | 86 250.6   | 96 012  | 64 447  | 15 521   |
| 湖北 Hubei           | 1 067  | 2 045                               | 68 291.6   | 107 228   | 63 022  | 32 570   |
| 湖南 Hunan           | 1 846  | 3 847                               | 85 977.9   | 108 167   | 39 010  | 41 651   |
| 广东 Guangdong       | 2 865  | 4 524                               | 169 248.0  | 103 717   | 26 962  | 39 972   |
| 广西 Guangxi         | 842  | 1 586                               | 41 320.3   | 63 883  | 26 817  | 20 116   |
| 海南 Hainan          | 103  | 146                                 | 5 890.0  | 5 565   | 2 879   | 1 834  |
| 四川 Sichuan         | 2 449  | 3 974                               | 147 605.4  | 101 744   | 57 811  | 31 510   |
| 贵州 Guizhou         | 557  | 1 209                               | 36 427.3   | 34 418  | 23 343  | 6 018  |
| 云南 Yunnan          | 501  | 961                                 | 41 084.5   | 36 085  | 25 321  | 6 111  |
| 西藏 Tibet           | 3  | 3                                   | 857.0  | 2 128   | 220   |  |
| 陕西 Shaanxi         | 678  | 1 389                               | 37 907.3   | 37 307  | 24 196  | 9 456  |
| 甘肃 Gansu           | 378  | 730                                 | 30 469.3   | 26 526  | 15 280  | 7 321  |
| 青海 Qinghai         | 53   | 117                                 | 5 972.0  | 2 457   | 1 310   | 931  |
| 宁夏 Ningxia         | 138  | 219                                 | 7 011.7  | 3 785   | 2 004   | 858  |
| 新疆 Xinjiang        | 310  | 395                                 | 38 367.8   | 11 924  | 5 050   | 3 325  |



19-51 各地区工业废水排放及处理情况 (1993年)  
DISCHARGE AND TREATMENT OF WASTE WATER BY REGION (1993)

单位: 万吨

(10 000 ton)

| 地区<br>Region         | 废水排放总量<br>Total | #工业废水<br>Industrial<br>Waste<br>Water | 工业废水<br>排放达标量<br>Industrial<br>Waste Water<br>up to the<br>Discharge<br>Standards | 工业废水<br>处理量<br>Treated<br>Industrial<br>Waste<br>Water | 工业废水处理<br>排放达标量<br>Treated Industrial<br>Waste Water up to<br>the Discharge<br>Standards |
|----------------------|-----------------|---------------------------------------|---|--|--|
| 全 国 National         | 3 555 888       | 2 194 919                             | 1 204 858   | 1 793 426  | 450 326  |
| 北 京 Beijing          | 96 983          | 39 173                                | 24 260  | 64 034   | 9 579  |
| 天 津 Tianjin          | 41 290          | 21 290                                | 13 844  | 25 098   | 3 888  |
| 河 北 Hebei            | 120 058         | 87 052                                | 58 815  | 127 899  | 24 427   |
| 山 西 Shanxi           | 58 222          | 40 856                                | 16 708  | 48 855   | 6 845  |
| 内 蒙 古 Inner Mongolia | 38 896          | 25 488                                | 9 264   | 29 174   | 4 078  |
| 辽 宁 Liaoning         | 218 015         | 149 081                               | 99 495  | 148 509  | 42 356   |
| 吉 林 Jilin            | 72 556          | 44 221                                | 22 418  | 38 509   | 7 275  |
| 黑 龙 江 Heilongjiang   | 129 560         | 74 093                                | 37 681  | 66 024   | 12 248   |
| 上 海 Shanghai         | 203 153         | 128 083                               | 90 721  | 105 496  | 25 503   |
| 江 苏 Jiangsu          | 294 740         | 211 643                               | 141 583   | 85 494   | 32 428   |
| 浙 江 Zhejiang         | 171 748         | 105 734                               | 71 569  | 43 293   | 15 854   |
| 安 徽 Anhui            | 127 129         | 87 048                                | 42 843  | 67 309   | 13 540   |
| 福 建 Fujian           | 94 339          | 57 316                                | 23 316  | 40 072   | 12 675   |
| 江 西 Jiangxi          | 104 763         | 70 685                                | 30 214  | 43 561   | 10 742   |
| 山 东 Shandong         | 142 322         | 86 350                                | 41 607  | 140 528  | 24 222   |
| 河 南 Henan            | 148 978         | 92 518                                | 42 116  | 95 197   | 15 344   |
| 湖 北 Hubei            | 274 201         | 141 251                               | 80 706  | 104 932  | 30 507   |
| 湖 南 Hunan            | 181 590         | 155 427                               | 88 924  | 105 458  | 39 311   |
| 广 东 Guangdong        | 296 026         | 139 762                               | 71 252  | 98 512   | 36 929   |
| 广 西 Guangxi          | 144 538         | 93 158                                | 45 062  | 61 829   | 18 300   |
| 海 南 Hainan           | 20 371          | 9 950                                 | 3 145   | 5 190  | 1 496  |
| 四 川 Sichuan          | 291 940         | 158 189                               | 72 970  | 99 089   | 31 008   |
| 贵 州 Guizhou          | 40 913          | 25 854                                | 12 130  | 33 830   | 5 579  |
| 云 南 Yunnan           | 68 160          | 45 149                                | 13 527  | 36 013   | 5 884  |
| 西 藏 Tibet            | 4 077           | 2 578                                 |   | 3  |  |
| 陕 西 Shaanxi          | 69 839          | 36 352                                | 22 345  | 36 939   | 9 174  |
| 甘 肃 Gansu            | 45 120          | 36 298                                | 16 245  | 25 455   | 6 647  |
| 青 海 Qinghai          | 9 207           | 5 410                                 | 2 682   | 2 450  | 928  |
| 宁 夏 Ningxia          | 13 750          | 8 118                                 | 3 459   | 3 779  | 853  |
| 新 疆 Xinjiang         | 33 404          | 16 794                                | 5 959   | 10 896   | 2 706  |

## 19-52 工业各行业废水排放情况 (1993年)

## DISCHARGE AND TREATMENT OF WASTE WATER BY BRANCH OF INDUSTRY (1993)

| 行业<br>Branch   | 汇总工业<br>企业数<br>(个)<br>Number of<br>Enterprises<br>(unit) | 工业废水<br>排放总量<br>(万吨)<br>Industrial<br>Waste<br>Water<br>Discharged<br>(10 000<br>ton) | #直接排入<br>江河湖库<br>Discharged<br>Directly<br>to Rivers,<br>Lakes and<br>Reservoirs | #直接排入<br>海的<br>Discharged<br>Directly<br>to sea | #直接排入<br>污水集中<br>处理厂的<br>Discharged<br>Directly<br>to<br>Treatment<br>Plant | 工业废水<br>排放达标<br>量(万吨)<br>Industrial<br>Waste<br>Water<br>Reaching<br>Discharge<br>Standards<br>(10 000ton) |
|--|--|---|--|---|---|--|
|  |  |   |  |   |   |  |
| 矿业<br>Mining Industry  | 3 181  | 148 675   | 81 944   | 2 104   | 3 649   | 90 571   |
| 食品、饮料和烟草<br>Food, Beverage and<br>Tobacco Processing             | 10 310   | 192 716   | 139 369  | 4 268   | 5 314   | 59 557   |
| 制造业<br>Textile Industry  | 6 091  | 129 410   | 73 148   | 2 434   | 8 161   | 77 251   |
| 纺织业<br>Leather, Furs & Related<br>Products                       | 1 165  | 5 952   | 3 228  | 123   | 314   | 1 751  |
| 皮革、毛皮及其<br>制品业<br>Papermaking & Paper<br>Products                | 2 282  | 215 801   | 171 299  | 1 809   | 2 141   | 31 416   |
| 造纸及纸制品业<br>Printing Industry                                     | 1 141  | 3 068   | 1 044  | 19  | 291   | 1 933  |
| 印刷业<br>Production & Supply of<br>Power, Steam & Hot Water        | 996  | 212 675   | 145 654  | 5 850   | 2 303   | 134 586  |
| 电力、蒸汽、热<br>水生产和供应业<br>Petroleum Processing                       | 207  | 37 075  | 13 551   | 8 221   | 4 051   | 31 366   |
| 石油加工业<br>Coking, Gas and Coal<br>Products                        | 337  | 19 589  | 14 198   | 326   | 642   | 9 974  |
| 炼焦、煤气及<br>煤制品业<br>Chemical Industry                              | 5 769  | 491 836   | 369 753  | 21 163  | 11 680  | 262 551  |
| 化学工业<br>Medical and Pharmaceuti-<br>-cal Industry                | 1 679  | 46 014  | 24 587   | 201   | 3 023   | 16 998   |
| 医药工业<br>Chemical Fiber Industry                                  | 244  | 57 622  | 43 279   | 223   | 8 303   | 39 254   |
| 化学纤维工业<br>Rubber Products  | 918  | 17 206  | 8 385  | 323   | 490   | 12 239   |
| 橡胶制品业<br>Plastic Products  | 1 434  | 7 168   | 3 334  | 652   | 605   | 5 177  |
| 塑料制品业<br>Building Materials &<br>Other Nonmetal Minerals         | 6 707  | 57 551  | 36 914   | 624   | 1 020   | 37 241   |
| 建筑材料及其他<br>非金属矿物制品业<br>Cement Manufacturing                      | 2 418  | 25 256  | 18 192   | 32  | 9   | 17 326   |
| #水泥制造业<br>Ferrous Metals   | 1 302  | 300 872   | 247 610  | 931   | 3 943   | 231 363  |
| 黑色金属冶炼及<br>压延加工业<br>Smelting and Pressing of<br>Nonferrous Metal | 878  | 44 385  | 25 129   | 856   | 2 600   | 26 180   |
| 有色金属冶炼及<br>压延加工业<br>Metal Products                               | 2 855  | 10 479  | 5 181  | 107   | 591   | 6 291  |
| 金属制品业<br>Machine Building, Electric<br>Equipment Manufacturing   | 14 260   | 136 747   | 68 005   | 1 785   | 7 882   | 102 670  |
| 机械、电气、<br>电子设备制造业<br>Other Industries                            | 6 959  | 60 079  | 30 630   | 2 165   | 5 281   | 26 489   |

19-53 各地区废气排放及处理情况 (1993年)

| 地区 Region          | 废气排放总量<br>(亿标立方米)<br>Total Volume<br>of Waste Gas<br>Emissions<br>(100 000 000<br>cu. m) | 二氧化硫排放量<br>(万吨)<br>Sulphur<br>Dioxide<br>Discharged<br>(10 000 tn) | 烟尘排放量<br>(万吨)<br>Soot<br>Discharged<br>(10 000 tn) | 工业废气排放总量<br>(亿标立方米)<br>Total Volume of<br>Industrial Waste<br>Gas Emissions<br>(100 000 000cu. m) | 燃料燃烧过程<br>中废气排放量<br>Waste Gas<br>from Fuel | # 经过消烟<br>除尘的<br>Soot and<br>Dust Removed |
|--------------------|--|--|--|---|--|---|
| 全国 National        | 109 604  | 1 795  | 1 416  | 93 423  | 60 041                                     | 51 782                                    |
| 北京 Beijing         | 3 085  | 37   | 26   | 2 595   | 1 571                                      | 1 288                                     |
| 天津 Tianjin         | 1 322  | 24   | 17   | 1 202   | 974  | 837                                       |
| 河北 Hebei           | 7 010  | 102  | 69   | 6 282   | 3 781                                      | 3 409                                     |
| 山西 Shanxi          | 5 333  | 133  | 84   | 4 715   | 3 632                                      | 2 907                                     |
| 内蒙古 Inner Mongolia | 4 376  | 66   | 74   | 3 402   | 2 475                                      | 1 848                                     |
| 辽宁 Liaoning        | 9 645  | 108  | 107  | 8 591   | 4 792                                      | 3 853                                     |
| 吉林 Jilin           | 4 264  | 29   | 69   | 2 886   | 2 048                                      | 1 918                                     |
| 黑龙江 Heilongjiang   | 5 509  | 32   | 128  | 4 145   | 3 458                                      | 2 855                                     |
| 上海 Shanghai        | 4 231  | 44   | 19   | 3 859   | 2 214                                      | 2 017                                     |
| 江苏 Jiangsu         | 6 703  | 120  | 76   | 5 202   | 3 934                                      | 3 726                                     |
| 浙江 Zhejiang        | 3 316  | 54   | 29   | 2 878   | 1 709                                      | 1 579                                     |
| 安徽 Anhui           | 3 131  | 44   | 64   | 2 690   | 1 751                                      | 1 472                                     |
| 福建 Fujian          | 1 825  | 18   | 8  | 1 593   | 822  | 768                                       |
| 江西 Jiangxi         | 1 983  | 34   | 34   | 1 751   | 1 173                                      | 1 011                                     |
| 山东 Shandong        | 8 216  | 228  | 135  | 6 275   | 4 542                                      | 4 002                                     |
| 河南 Henan           | 5 385  | 52   | 61   | 4 866   | 3 429                                      | 3 028                                     |
| 湖北 Hubei           | 3 971  | 49   | 44   | 3 565   | 1 746                                      | 1 592                                     |
| 湖南 Hunan           | 3 308  | 53   | 28   | 3 205   | 1 747                                      | 1 557                                     |
| 广东 Guangdong       | 6 060  | 54   | 26   | 5 839   | 3 233                                      | 2 841                                     |
| 广西 Guangxi         | 2 059  | 66   | 34   | 1 792   | 1 052                                      | 950                                       |
| 海南 Hainan          | 182  | 2  | 2  | 182   | 142  | 127                                       |
| 四川 Sichuan         | 6 563  | 178  | 102  | 5 589   | 3 500                                      | 2 683                                     |
| 贵州 Guizhou         | 2 433  | 74   | 35   | 2 221   | 1 110                                      | 920                                       |
| 云南 Yunnan          | 1 748  | 32   | 26   | 1 446   | 841  | 706                                       |
| 西藏 Tibet           | 15   |  |  | 10  | 5  | 5   |
| 陕西 Shaanxi         | 2 119  | 67   | 52   | 1 764   | 1 285                                      | 1 193                                     |
| 甘肃 Gansu           | 2 463  | 39   | 21   | 2 191   | 1 196                                      | 1 065                                     |
| 青海 Qinghai         | 462  | 2  | 9  | 397   | 175  | 150                                       |
| 宁夏 Ningxia         | 1 106  | 24   | 14   | 801   | 622  | 573                                       |
| 新疆 Xinjiang        | 1 782  | 31   | 27   | 1 490   | 1 084                                      | 905                                       |

EMISSION AND TREATMENT OF WASTE GAS BY REGION (1993)

| 生产工艺过程中废气排放量<br>Waste Gas in the Process of Production | # 经过净化处理的 Gas Purified | 工业二氧化硫排放量<br>(吨)<br>Industrial Sulphur Dioxide Discharged (tn) | 工业二氧化硫去除量<br>(吨)<br>Industrial Sulphur Dioxide Removed (tn) | 工业烟尘排放量<br>(吨)<br>Industrial Soot Discharged (tn) | 工业烟尘去除量<br>(吨)<br>Industrial Soot Removed (tn) | 工业粉尘排放量<br>(吨)<br>Industrial Dust Discharged (tn) | 工业粉尘回收量<br>(吨)<br>Industrial Dust Retrieved (tn) |
|--|------------------------|--|---|---|--|---|--|
| 33 382   | 23 411                 | 12 924 899   | 2 119 183   | 8 804 460   | 81 610 307                                     | 6 165 641   | 26 414 981                                       |
| 1 025  | 909                    | 203 736  | 5 179   | 109 402   | 1 101 014                                      | 64 446  | 516 873  |
| 228  | 181                    | 175 640  | 2 858   | 73 376  | 1 082 147                                      | 36 938  | 179 749  |
| 2 500  | 2 029                  | 860 167  | 43 520  | 460 112   | 6 235 502                                      | 407 373   | 2 571 576  |
| 1 083  | 762                    | 604 764  | 64 075  | 331 868   | 4 099 221                                      | 218 614   | 985 612  |
| 927  | 549                    | 433 533  | 61 302  | 387 015   | 3 830 983                                      | 173 605   | 400 601  |
| 3 799  | 2 809                  | 822 759  | 87 234  | 652 670   | 7 622 598                                      | 596 754   | 2 879 326  |
| 839  | 380                    | 188 156  | 17 263  | 342 238   | 3 980 184                                      | 111 760   | 628 621  |
| 687  | 443                    | 219 335  | 10 657  | 467 019   | 4 139 260                                      | 186 119   | 538 650  |
| 1 645  | 1 152                  | 356 713  | 36 981  | 148 037   | 2 791 473                                      | 65 804  | 1 234 435  |
| 1 269  | 913                    | 913 770  | 109 564   | 581 356   | 5 044 019                                      | 283 976   | 979 104  |
| 1 169  | 704                    | 416 569  | 40 877  | 183 556   | 3 335 340                                      | 219 193   | 609 036  |
| 940  | 689                    | 340 557  | 114 768   | 243 075   | 3 590 045                                      | 198 379   | 738 830  |
| 771  | 525                    | 154 015  | 38 076  | 71 656  | 1 478 393                                      | 151 192   | 415 961  |
| 578  | 368                    | 246 579  | 24 208  | 281 782   | 1 805 250                                      | 270 522   | 373 653  |
| 1 733  | 1 256                  | 1 375 782  | 86 277  | 524 679   | 5 505 281                                      | 335 855   | 1 701 505  |
| 1 437  | 880                    | 408 633  | 53 893  | 438 853   | 3 607 706                                      | 290 252   | 2 771 458  |
| 1 819  | 1 333                  | 382 518  | 124 610   | 230 370   | 2 000 302                                      | 259 730   | 1 135 176  |
| 1 458  | 1 076                  | 514 905  | 257 042   | 269 769   | 1 445 578                                      | 304 616   | 1 090 069  |
| 2 607  | 2 013                  | 508 004  | 138 906   | 242 936   | 3 983 027                                      | 531 514   | 1 724 292  |
| 740  | 528                    | 522 243  | 165 355   | 249 445   | 2 771 078                                      | 187 656   | 1 130 897  |
| 39   | 33                     | 23 657   | 570   | 12 427  | 215 873  | 12 328  | 16 439   |
| 2 089  | 1 458                  | 1 194 180  | 106 439   | 1 237 864   | 3 782 838                                      | 511 612   | 1 080 278  |
| 1 111  | 638                    | 585 409  | 79 965  | 236 262   | 1 667 975                                      | 156 471   | 430 559  |
| 605  | 445                    | 258 533  | 92 802  | 181 236   | 1 113 438                                      | 126 909   | 762 737  |
| 5  |                        | 1 748  |   | 94  | 251  | 14 658  | 4 953  |
| 479  | 337                    | 559 626  | 137 832   | 382 765   | 2 812 373                                      | 135 742   | 349 471  |
| 995  | 559                    | 337 805  | 187 683   | 149 103   | 1 140 166                                      | 141 437   | 784 262  |
| 222  | 166                    | 16 679   | 1 364   | 42 262  | 69 849   | 27 233  | 83 880   |
| 179  | 85                     | 163 563  | 8 746   | 109 002   | 1 044 639                                      | 59 123  | 95 774   |
| 406  | 192                    | 135 319  | 21 137  | 164 231   | 314 505  | 85 830  | 201 204  |

19-54 工业各行业工业废气排放及处理情况 (1993年)

| 行 业             | Branch  | 工业废气<br>排放总量<br>(亿标立方米)<br>Total Volume<br>of Waste Gas<br>Emissions<br>(100 000 000<br>cu. m) | 燃料燃烧<br>过程中废<br>气排放量<br>Waste<br>Gas from<br>Fuel | #经过消烟<br>除尘的<br>Soot and<br>Dust<br>Removed |
|-----------------|---|--|---|---|
| 矿业              | Mining Industry   | 3 518  | 2 579   | 1 868                                       |
| 食品、饮料和烟草制造业     | Food, Beverage and Tobacco Processing   | 2 832  | 2 645   | 2 346                                       |
| 纺织业             | Textile Industry  | 1 800  | 1 681   | 1 563                                       |
| 皮革、毛皮及其制品业      | Leather, Furs & Related Products  | 99   | 85  | 68  |
| 造纸及纸制品业         | Papermaking & Paper Products  | 1 731  | 1 171   | 1 047                                       |
| 印刷业             | Printing Industry   | 58   | 45  | 33  |
| 电力、蒸汽、热水生产和供应业  | Production & Supply of Power, Steam & Hot Water                                 | 32 264   | 31 907  | 30 292                                      |
| 石油加工业           | Petroleum Processing  | 1 577  | 1 125   | 753   |
| 炼焦、煤气及煤制品业      | Coking, Gas and Coal Products   | 975  | 514   | 311   |
| 化学工业            | Chemical Industry   | 7 539  | 4 644   | 3 962                                       |
| 医药工业            | Medical and Pharmaceutical Industry   | 688  | 535   | 493   |
| 化学纤维工业          | Chemical Fiber Industry   | 2 269  | 637   | 591   |
| 橡胶制品业           | Rubber Products   | 576  | 361   | 334   |
| 塑料制品业           | Plastic Products  | 288  | 159   | 148   |
| 建筑材料及其他非金属矿物制品业 | Building Materials & Other Nonmetal Minerals                                    | 13 002   | 3 027   | 1 917                                       |
| #水泥制造业          | Cement Manufacturing  | 9 105  | 1 198   | 884   |
| 黑色金属冶炼及压延加工业    | Smelting & Pressing of Ferrous Metals   | 14 021   | 4 729   | 2 755                                       |
| 有色金属冶炼及压延加工业    | Smelting & Pressing of Nonferrous Metals  | 4 271  | 714   | 596   |
| 金属制品业           | Metal products  | 282  | 183   | 125   |
| 机械、电气、电子设备制造业   | Machine Building, Electric Machinery, and<br>Electronic Equipment Manufacturing | 4 220  | 2 143   | 1 673                                       |
| 其他              | Other Industries  | 1 413  | 1 158   | 909   |

EMISSION AND TREATMENT OF WASTE GAS BY BRANCH OF INDUSTRY (1993)

| 生产工艺<br>过程中废<br>气排放量<br>Waste Gas in<br>the Process<br>of Production | # 经过净化<br>处理的<br>Gas<br>Purified | 二氧化硫<br>排放量(吨)<br>Industrial<br>Sulphur<br>Dioxide<br>Discharged<br>(tn) | 二氧化硫<br>去除量(吨)<br>Industrial<br>Sulphur<br>Dioxide<br>Removed<br>(tn) | 工业烟尘<br>排放量<br>(吨)<br>Industrial<br>Soot<br>Discharged<br>(tn) | 工业烟尘<br>去除量<br>(吨)<br>Industrial<br>Soot<br>Removed<br>(tn) | 工业粉尘<br>排放量<br>(吨)<br>Industrial<br>Soot<br>Discharged<br>(tn) | 工业粉尘<br>回收量<br>(吨)<br>Industrial<br>Dust<br>Retrieved<br>(tn) |
|--|----------------------------------|--|---|--|---|--|---|
| 939  | 646                              | 463 653  | 35 457  | 369 755  | 974 549   | 203 076  | 562 594   |
| 188  | 136                              | 561 452  | 39 271  | 868 961  | 1 827 991   | 56 889   | 125 348   |
| 119  | 76                               | 401 307  | 31 625  | 224 728  | 892 996   | 6 940  | 11 823  |
| 13   | 2                                | 19 807   | 1 038   | 13 946   | 32 854  | 628  | 554   |
| 560  | 223                              | 281 770  | 21 840  | 287 497  | 851 495   | 39 332   | 39 518  |
| 13   | 7                                | 9 208  | 206   | 4 843  | 13 541  | 49   |   |
| 357  | 348                              | 6 283 378  | 506 340   | 4 193 399  | 67 219 630  | 47 567   | 33 972  |
| 452  | 296                              | 73 588   | 33 685  | 31 364   | 268 057   | 11 853   | 13 937  |
| 462  | 70                               | 102 380  | 10 339  | 102 077  | 76 295  | 52 482   | 36 060  |
| 2 896  | 1 972                            | 1 090 254  | 458 860   | 589 328  | 3 086 035   | 271 947  | 597 743   |
| 152  | 34                               | 122 091  | 10 376  | 68 491   | 305 286   | 4 896  | 2 965   |
| 1 632  | 516                              | 113 389  | 11 022  | 56 292   | 1 065 432   | 5 894  | 10 473  |
| 215  | 37                               | 78 606   | 8 549   | 36 741   | 219 926   | 719  | 3 069   |
| 129  | 71                               | 30 359   | 876   | 13 444   | 48 168  | 1 820  | 1 571   |
| 9 975  | 7 338                            | 1 274 891  | 70 884  | 878 830  | 1 215 425   | 3 989 241  | 13 887 156  |
| 7 906  | 5 998                            | 666 703  | 48 373  | 392 669  | 756 125   | 3 353 936  | 12 193 140  |
| 9 292  | 8 153                            | 790 284  | 92 711  | 432 405  | 1 423 422   | 1 118 574  | 7 734 376   |
| 3 558  | 2 060                            | 580 013  | 754 259   | 102 517  | 576 706   | 178 824  | 3 014 181   |
| 99   | 52                               | 40 288   | 897   | 33 995   | 53 090  | 7 293  | 6 503   |
| 2 077  | 1 263                            | 410 779  | 24 031  | 281 540  | 1 030 937   | 74 816   | 158 207   |
| 255  | 110                              | 197 400  | 6 917   | 214 308  | 428 473   | 92 803   | 174 931   |

19-55 工业分行业工业固体废物产生及处理利用情况 (1993年)

| 行 业             | Branch  | 固体废物<br>产生量<br>(万吨)<br>Industrial<br>Waste<br>Residue<br>Produced<br>(10 000tn) | 固体废物<br>综合利用量<br>(万吨)<br>Industrial<br>Waste<br>Residue<br>Used<br>(10 000tn) | 固体废物<br>贮存量<br>(万吨)<br>Industrial<br>Waste<br>Residue<br>Stored<br>(10 000tn) |
|-----------------|---|---|---|---|
| 矿业              | Mining Industry   | 27 531  | 5 886   | 15 439  |
| 食品、饮料和烟草制造业     | Food, Beverage and Tobacco Processing   | 2 252   | 1 893   | 38  |
| 纺织业             | Textile Industry  | 548   | 434   | 5   |
| 皮革、毛皮及其制品业      | Leather, Furs & Related Products  | 35  | 27  |   |
| 造纸及纸制品业         | Papermaking & Paper Products  | 486   | 297   | 37  |
| 印刷业             | Printing Industry   | 14  | 9   |   |
| 电力、蒸汽、热水生产和供应业  | Production & Supply of Power, Steam & Hot Water                                 | 10 252  | 3 925   | 4 837   |
| 石油加工业           | Petroleum Processing  | 351   | 297   | 23  |
| 炼焦、煤气及煤制品业      | Coking, Gas and Coal Products   | 465   | 238   | 116   |
| 化学工业            | Chemical Industry   | 3 877   | 2 657   | 687   |
| 医药工业            | Medical and Pharmaceutical Industry   | 210   | 161   | 3   |
| 化学纤维工业          | Chemical Fiber Industry   | 247   | 157   | 49  |
| 橡胶制品业           | Rubber Products   | 106   | 79  |   |
| 塑料制品业           | Plastic Products  | 39  | 41  |   |
| 建筑材料及其他非金属矿物制品业 | Building Materials & Other Nonmetal Minerals                                    | 1 104   | 824   | 74  |
| #水泥制造业          | Cement Manufacturing  | 309   | 265   | 4   |
| 黑色金属冶炼及压延加工业    | Smelting & Pressing of Ferrous Metals   | 10 017  | 6 290   | 3 499   |
| 有色金属冶炼及压延加工业    | Smelting & Pressing of Nonferrous Metals  | 2 386   | 499   | 1 710   |
| 金属制品业           | Metal products  | 68  | 46  | 3   |
| 机械、电气、电子设备制造业   | Machine Building, Electric Machinery, and<br>Electronic Equipment Manufacturing | 1 244   | 768   | 103   |
| 其他              | Other Industries  | 475   | 300   | 40  |

PRODUCTION, USE AND TREATMENT OF INDUSTRIAL WASTE RESIDUE  
BY BRANCH OF INDUSTRY (1993)

| 固体废物<br>处置量<br>(万吨)<br>Industrial<br>Waste<br>Residue<br>Handled<br>(10 000 tn) | 固体废物<br>排放量<br>(万吨)<br>Industrial<br>Waste<br>Residue<br>Discharged<br>(10 000 tn) | 固体废物历年<br>累计堆存量<br>(万吨)<br>Total volume<br>of Industrial<br>Waste Residue<br>Accumulated<br>(10 000tn) | 固体废物<br>占地 面积<br>(万平方米)<br>Areas of<br>Industrial<br>Waste Residue<br>Dumps (100<br>000 000 sq. m) | “三废”综合<br>利用产品产值<br>(万元)<br>Output Value of Products<br>Made from<br>Waste Gas, Waste Water<br>and Waste Residues<br>(10 000 yuan) | “三废”综合<br>利用产品利润<br>(万元)<br>Profits Obtained from<br>Waste Gas,<br>Waste Water and<br>Waste Residues<br>(10 000 yuan) |
|---|--|--|--|--|---|
| 7 076   | 919  | 416 625  | 21 580   | 129 964  | 24 225.7  |
| 272   | 74   | 1 454  | 1 155  | 162 514.9  | 45 556.7  |
| 96  | 24   | 54   | 14   | 12 791.6   | 3 015.8   |
| 6   | 2  | 8  | 1  | 2 107.7  | 759.3   |
| 126   | 39   | 336  | 177  | 63 004.6   | 17 382.7  |
| 3   | 2  | 1  |  | 741.8  | 465.8   |
| 4 324   | 295  | 56 288   | 16 997   | 30 680.2   | 5 164.1   |
| 37  | 4  | 13 860   | 1 121  | 56 329.4   | 21 622.6  |
| 67  | 50   | 976  | 37   | 5 993.3  | 1 252.9   |
| 585   | 190  | 9 431  | 2 006  | 233 172  | 56 091.5  |
| 37  | 10   | 19   | 10   | 13 597.8   | 5 265.5   |
| 37  | 12   | 442  | 120  | 29 999.1   | 7 403.8   |
| 23  | 3  | 18   | 3  | 3 823.6  | 523.1   |
| 6   | 4  | 7  | 4  | 3 907.3  | 981.1   |
| 193   | 62   | 2 793  | 182  | 172 127  | 34 891.7  |
| 39  | 10   | 1 927  | 39   | 97 363.3   | 25 640.4  |
| 733   | 283  | 59 516   | 4 369  | 252 426  | 90 772  |
| 1 611   | 64   | 31 845   | 3 650  | 82 118.9   | 6 912.6   |
| 15  | 6  | 18   | 19   | 6 413.7  | 2 033.8   |
| 361   | 81   | 2 655  | 415  | 62 983.6   | 26 215.5  |
| 112   | 27   | 230  | 190  | 16 040   | 4 041.2   |



19-56 各地区工业固体废物排放及处理利用情况 (1993年)

| 地区 Region          | 工业固体废物产生量<br>(万吨)<br>Industrial Waste Residue Produced<br>(10 000 tn) | 工业固体废物综合利用量<br>(万吨)<br>Industrial Waste Residue Used<br>(10 000 tn) | 工业固体废物贮存量<br>(万吨)<br>Industrial Waste Residue Stored<br>(10 000 tn) | 工业固体废物处置量<br>(万吨)<br>Industrial Waste Residue Handled<br>(10 000 tn) | 工业固体废物排放量<br>(万吨)<br>Industrial Waste Residue Discharged<br>(10 000 tn) |
|--------------------|---|---|---|--|---|
| 全国 National        | 61 708  | 24 826  | 26 665  | 15 720   | 2 152   |
| 北京 Beijing         | 868   | 620   | 227   | 4  | 58  |
| 天津 Tianjin         | 420   | 305   | 6   | 114  | 10  |
| 河北 Hebei           | 6 216   | 2 650   | 1 856   | 2 190  | 64  |
| 山西 Shanxi          | 3 734   | 918   | 1 657   | 3 079  | 126   |
| 内蒙古 Inner Mongolia | 2 165   | 584   | 1 300   | 933  | 155   |
| 辽宁 Liaoning        | 7 591   | 2 238   | 4 273   | 1 234  | 79  |
| 吉林 Jilin           | 1 674   | 717   | 838   | 172  | 12  |
| 黑龙江 Heilongjiang   | 3 265   | 1 463   | 712   | 1 193  | 5   |
| 上海 Shanghai        | 1 198   | 1 045   | 4   | 187  | 14  |
| 江苏 Jiangsu         | 2 323   | 1 872   | 577   | 86   | 45  |
| 浙江 Zhejiang        | 949   | 468   | 291   | 244  | 19  |
| 安徽 Anhui           | 2 626   | 1 307   | 1 081   | 792  | 29  |
| 福建 Fujian          | 701   | 352   | 228   | 119  | 20  |
| 江西 Jiangxi         | 3 289   | 584   | 2 554   | 283  | 26  |
| 山东 Shandong        | 4 021   | 2 353   | 1 424   | 997  | 22  |
| 河南 Henan           | 2 351   | 1 042   | 924   | 556  | 22  |
| 湖北 Hubei           | 1 901   | 1 032   | 647   | 687  | 25  |
| 湖南 Hunan           | 1 932   | 837   | 835   | 352  | 74  |
| 广东 Guangdong       | 1 611   | 841   | 462   | 547  | 19  |
| 广西 Guangxi         | 1 705   | 609   | 830   | 161  | 161   |
| 海南 Hainan          | 132   | 41  | 92  | 1  |   |
| 四川 Sichuan         | 4 080   | 1 342   | 2 129   | 336  | 402   |
| 贵州 Guizhou         | 1 212   | 283   | 618   | 272  | 116   |
| 云南 Yunnan          | 1 695   | 374   | 889   | 180  | 276   |
| 西藏 Tibet           |   |   |   |  |   |
| 陕西 Shaanxi         | 1 628   | 267   | 1 059   | 393  | 90  |
| 甘肃 Gansu           | 1 287   | 363   | 796   | 314  | 83  |
| 青海 Qinghai         | 205   | 43  | 94  | 10   | 64  |
| 宁夏 Ningxia         | 456   | 102   | 150   | 165  | 41  |
| 新疆 Xinjiang        | 472   | 173   | 111   | 120  | 94  |

DISCHARGE, USE AND TREATMENT OF  
INDUSTRIAL WASTE RESIDUE BY REGION (1993)

| 工业固体废物<br>历年累计堆存量<br>(万吨)<br>Total Volume of Industrial Waste Residue<br>Accumulated Over the<br>Years (10 000 ton) | 工业固体废物<br>占地面积<br>(万平方米)<br>Areas of Industrial<br>Waste Residue Dumps<br>(10 000 sq.m) | # 占耕地<br>面积<br>Cultivated<br>Land<br>Used | “三废”综合利<br>用产品产值<br>(万元)<br>Output Value of Products<br>Made from Waste Gas,<br>Waste Water and Residues<br>(1 000 yuan) | “三废”综合<br>利用产品利润<br>(万元)<br>Profits Obtained from<br>Waste Gas, Waste Water<br>and Waste Residues<br>(1 000 yuan) |
|---|---|---|--|---|
| 596 576   | 52 052  | 4 073                                     | 1 340 737.7  | 356 460   |
| 10 186  | 299   | 1   | 27 979.6   | 7 989.5   |
| 1 243   | 738   |   | 9 918  | 2 146.5   |
| 60 796  | 3 626   | 308                                       | 57 544   | 19 395.4  |
| 31 207  | 2 720   | 395                                       | 30 480.4   | 5 781.6   |
| 19 296  | 3 206   | 464                                       | 15 946.5   | 6 031.5   |
| 128 798   | 6 182   | 151                                       | 145 298  | 41 458  |
| 14 862  | 1 569   | 12  | 44 233.8   | 25 253.4  |
| 24 032  | 1 804   | 253                                       | 64 739.2   | 13 542.3  |
| 193   | 250   |   | 53 575   | 11 143  |
| 10 041  | 2 644   | 130                                       | 93 322.8   | 26 084.3  |
| 5 214   | 902   | 8   | 28 174.3   | 6 907.1   |
| 23 838  | 3 585   | 510                                       | 35 912.5   | 10 071.7  |
| 3 725   | 184   | 6   | 28 512   | 11 891.1  |
| 38 790  | 2 351   | 20  | 26 886.5   | 4 629.2   |
| 30 561  | 2 303   | 430                                       | 110 805  | 26 929.6  |
| 16 453  | 5 239   | 362                                       | 58 283.6   | 15 352.9  |
| 11 479  | 1 228   | 137                                       | 72 366.9   | 23 829.3  |
| 25 192  | 2 296   | 53  | 71 607.2   | 17 958.2  |
| 24 950  | 1 951   | 249                                       | 86 426   | 16 860  |
| 10 745  | 585   | 16  | 76 582.5   | 17 054.3  |
| 1 887   | 300   | 73  | 3 820.4  | 579.8   |
| 35 418  | 1 399   | 231                                       | 86 249.2   | 24 989  |
| 11 226  | 685   | 93  | 20 397.6   | 3 107.9   |
| 24 856  | 1 577   | 50  | 23 770.9   | 6 464.5   |
| 8   |   |   | 8  | 8   |
| 11 291  | 500   | 113                                       | 13 269.9   | 3 062.4   |
| 15 139  | 2 006   | 6   | 24 731.5   | 1 503.8   |
| 745   | 156   |   | 1 786.6  | 161   |
| 2 611   | 864   |   | 4 934.5  | 1 333.8   |
| 1 886   | 903   | 1   | 23 175   | 4 941.3   |

## 19-57 各地区环境污染与破坏事故情况 (1993年)

## POLLUTION ACCIDENTS BY REGION (1993)

| 地区 Region          | 环境污染与破坏事故次数<br>(次)<br>Pollution Accidents (times) | 按事故类型分(次)<br>Pollution Accidents by Type(times) |                       |                                   |  |             | 污染事故罚款总额<br>(万元)<br>Fines for Pollution Accidents<br>(10 000 yuan) | 污染事故赔款总额<br>(万元)<br>Reparations for Pollution Accidents<br>(10 000 yuan) |
|--------------------|---|---|-----------------------|-----------------------------------|--|-------------|--|--|
|                    |   | 水污染<br>Water Pollution                          | 大气污染<br>Air Pollution | 固体废物污染<br>Waste Residue Pollution | 噪声与振动危害<br>Noise and Vibration Pollution | 其它<br>Other |  |  |
| 全国 National        | 2 761   | 1 431   | 888                   | 72                                | 74                                       | 296         | 478.8  | 4 124  |
| 北京 Beijing         |   |   |                       |                                   |  |             |  |  |
| 天津 Tianjin         | 15  | 8   | 7                     |                                   |  |             | 2.5  | 10.7   |
| 河北 Hebei           | 101   | 32  | 62                    | 3                                 | 2  | 2           | 14.6   | 60.3   |
| 山西 Shanxi          | 22  | 13  | 8                     | 1                                 |  |             | 0.9  | 116  |
| 内蒙古 Inner Mongolia | 29  | 6   | 8                     | 6                                 | 2  | 7           | 6.7  | 113.6  |
| 辽宁 Liaoning        | 312   | 25  | 88                    |                                   | 22                                       | 177         | 29.7   | 193.5  |
| 吉林 Jilin           | 25  | 9   | 12                    | 3                                 |  | 1           | 13.9   | 143.6  |
| 黑龙江 Heilongjiang   | 11  | 5   | 5                     | 1                                 |  |             | 11.5   | 4.3  |
| 上海 Shanghai        | 35  | 21  | 13                    | 1                                 |  |             | 70   | 21   |
| 江苏 Jiangsu         | 290   | 174   | 92                    | 17                                | 5  | 2           | 33.2   | 412.4  |
| 浙江 Zhejiang        | 141   | 91  | 45                    |                                   | 1  | 4           | 26.9   | 210.7  |
| 安徽 Anhui           | 107   | 73  | 26                    |                                   | 8  |             | 6.2  | 135  |
| 福建 Fujian          | 35  | 25  | 9                     |                                   | 1  |             | 10.4   | 51   |
| 江西 Jiangxi         | 119   | 90  | 22                    | 5                                 | 1  | 1           | 15.9   | 189.4  |
| 山东 Shandong        | 147   | 52  | 23                    |                                   | 4  | 68          | 47.4   | 319.5  |
| 河南 Henan           | 104   | 73  | 26                    | 1                                 | 2  | 2           | 23.8   | 86.6   |
| 湖北 Hubei           | 57  | 40  | 16                    | 1                                 |  |             | 2.9  | 29.7   |
| 湖南 Hunan           | 290   | 149   | 94                    | 13                                | 16                                       | 18          | 41.1   | 238.8  |
| 广东 Guangdong       | 182   | 128   | 37                    | 1                                 | 3  | 13          | 17   | 255  |
| 广西 Guangxi         | 244   | 151   | 87                    | 4                                 | 2  |             | 23.3   | 216.9  |
| 海南 Hainan          | 14  | 12  | 2                     |                                   |  |             | 13.2   | 2.5  |
| 四川 Sichuan         | 163   | 104   | 58                    | 1                                 |  |             | 4.7  | 164.1  |
| 贵州 Guizhou         | 86  | 38  | 47                    | 1                                 |  |             | 20.4   | 142.1  |
| 云南 Yunnan          | 99  | 54  | 38                    | 2                                 | 5  |             | 7.5  | 728.8  |
| 西藏 Tibet           |   |   |                       |                                   |  |             |  |  |
| 陕西 Shaanxi         | 38  | 14  | 18                    | 6                                 |  |             | 3.7  | 81.4   |
| 甘肃 Gansu           | 39  | 23  | 11                    | 5                                 |  |             | 22.8   | 89.6   |
| 青海 Qinghai         | 33  | 3   | 30                    |                                   |  |             |  | 60   |
| 宁夏 Ningxia         | 5   | 3   | 2                     |                                   |  |             |  | 4.5  |
| 新疆 Xinjiang        | 18  | 15  | 2                     |                                   |  | 1           | 8.6  | 43   |

19-58 环保系统科研、教育等工作情况 (1993年)  
 EDUCATION AND SCIENTIFIC RESEARCH IN ENVIRONMENTAL  
 PROTECTION AGENCIES BY REGION (1993)

| 地 区<br>Region        | 教 育 工 作 情 况<br>In-Service Education             |  | 获 奖 科 研 成 果 数<br>(项)<br>Prize Winning<br>Achievements in<br>Scientific<br>Research | 因 污 染 来 信、来 访 情 况<br>Letters and Vistors               |   |
|----------------------|---|--|--|--|---|
|                      | 举 办 各 种 环 保<br>培 训 班 (个)<br>Training<br>Classes | 培 训 人 次<br>(人 次)<br>Persons Trained<br>(person, times) |  | 来 信 数<br>(封)<br>Letters Complaining<br>About Pollution | 来 访 数 (人 次)<br>Visitors Complaining<br>About Pollution<br>(person, times) |
| 全 国 National         | 6 395   | 476 036  | 340  | 53 752   | 84 743  |
| 北 京 Beijing          | 127   | 11 821   | 7  | 2 041  | 951   |
| 天 津 Tianjin          | 80  | 9 804  | 2  | 1 016  | 1 617   |
| 河 北 Hebei            | 236   | 15 287   | 6  | 1 612  | 5 561   |
| 山 西 Shanxi           | 189   | 11 409   | 7  | 904  | 2 687   |
| 内 蒙 古 Inner Mongolia | 54  | 3 509  | 58   | 500  | 564   |
| 辽 宁 Liaoning         | 443   | 60 033   | 9  | 2 895  | 5 745   |
| 吉 林 Jilin            | 184   | 32 406   | 26   | 1 047  | 2 880   |
| 黑 龙 江 Heilongjiang   | 591   | 37 621   | 7  | 1 231  | 4 671   |
| 上 海 Shanghai         | 150   | 10 904   | 30   | 3 252  | 957   |
| 江 苏 Jiangsu          | 723   | 73 244   | 11   | 4 285  | 5 873   |
| 浙 江 Zhejiang         | 98  | 4 249  | 10   | 4 396  | 4 778   |
| 安 徽 Anhui            | 213   | 12 019   | 5  | 1 001  | 1 986   |
| 福 建 Fujian           | 178   | 10 152   | 6  | 1 468  | 2 026   |
| 江 西 Jiangxi          | 172   | 9 924  | 16   | 1 125  | 3 667   |
| 山 东 Shandong         | 310   | 26 400   | 13   | 4 195  | 6 174   |
| 河 南 Henan            | 1 182   | 44 820   | 6  | 1 670  | 4 729   |
| 湖 北 Hubei            | 273   | 22 711   | 14   | 1 510  | 2 430   |
| 湖 南 Hunan            | 275   | 23 751   | 28   | 2 019  | 4 767   |
| 广 东 Guangdong        | 240   | 15 276   | 7  | 8 891  | 6 041   |
| 广 西 Guangxi          | 118   | 7 642  | 1  | 1 512  | 3 455   |
| 海 南 Hainan           | 11  | 630  | 21   | 346  | 871   |
| 四 川 Sichuan          | 223   | 13 261   | 3  | 3 554  | 5 377   |
| 贵 州 Guizhou          | 31  | 2 077  | 19   | 1 102  | 2 294   |
| 云 南 Yunnan           | 50  | 1 727  | 1  | 581  | 1 733   |
| 西 藏 Tibet            |   |  | 9  | 6  | 4   |
| 陕 西 Shaanxi          | 80  | 4 942  | 2  | 807  | 1 361   |
| 甘 肃 Gansu            | 107   | 6 803  |  | 382  | 729   |
| 青 海 Qinghai          | 2   | 121  |  | 47   | 252   |
| 宁 夏 Ningxia          | 10  | 1 035  | 2  | 147  | 170   |
| 新 疆 Xinjiang         | 45  | 2 458  |  | 210  | 393   |

## 主要统计指标解释

**等级运动员人数** 指经考核正式批准授予等级运动员称号的人数。运动员等级分为国际级运动健将、运动健将、一级运动员、二级运动员、三级运动员、少年级运动员。

**等级裁判员人数** 指经考核正式批准授予等级裁判员称号的人数。裁判员等级分为国际裁判、国家级裁判、一级裁判、二级裁判、三级裁判。

**体育场** 指有400米跑道(中心含足球场),有固定道牙,跑道6条以上,并有固定看台的室外田径场地。以看台容纳观众人数分:甲级25000人以上,乙级15000—25000人,丙级5000—15000人,丁级5000人以下。

**体育馆** 指有固定看台,可供篮球、排球、羽毛球、乒乓球、体操等项目训练比赛活动用的室内运动场地。以看台容纳观众人数分:甲级6000人以上,乙级4000—6000人,丙级2000—4000人,丁级2000人以下。

**医院** 指名称为医院,设有固定床位能收容病人住院并能为病人提供医疗、护理服务的医疗机构。包括县及县以上医院、农村乡卫生院、其他医院三部分。按所属性质分为卫生部门、工业及其他部门,集体经济单位三类。其中县及县以上医院按业务性质分为综合医院和专科医院。

**卫生技术人员** 指卫生事业机构支付工资的全部固定职工和合同制职工中现任职务为卫生技术工作的专业人员。包括中医师、西医师、中西医结合高级医师、护师、中药师、西药师、检验师、其他技师、中医士、西医士、护士、助产士、中药剂士、西药剂士、检验士、其他技士、其他中医、护理员、中药剂员、西药剂员、检验员,其他初级卫生技术人员。

**医生** 指经卫生部门审查合格,从事医疗工作的专业人员。分为中医医生和西医医生。包括卫生技术人员中的中医师、西医师、中西医结合高级医师、中医士、西医士和其他中医。

**社会福利事业单位** 指集中收养社会孤老、残、幼的机构。包括由民政部门管理的社会福利院、儿童福利院、精神病人福利院和城镇集体办的福利院,以及农村集体举办的敬老院。

**社会福利事业单位收养人数** 包括民政部门管理的和城镇及农村集体举办的社会福利事业单位中收养的老人、少年儿童、缺乏生活自理能力的残疾人员和精神病人。

**社会福利企业单位** 指以安置城镇有一定劳动能力的盲、聋、哑和肢体残疾人员就业为目的,享受国家减免税待遇的国有或集体经济性质的企业。包括福利工厂、福利商业服务业、假肢厂和安置农场等单位。

**农村五保户** 指农村中既无劳动能力,又无经济来源的老、弱、孤、残的农民生活由集体供养,实行保吃、保穿、保住、保医、保葬(孤儿保教),简称:“五保”。享受五保待遇的家庭叫五保户。

**双扶户** 包括被扶持的优抚户和贫困户。主要是对具有一定劳动能力且生活困难的农户给予一定的救济金以扶持其通过生产自救达到脱贫的目的。

**律师** 指受聘参加法律顾问处工作,提任法律顾问、刑(民)事代理人、刑事辩护人,办理非诉讼事件、解答法律询问,代写法律事务文书等主要从事律师业务的专职法律工作者和兼职律师。

**公证人员** 指在国家公证机关依法办理公证事务的司法人员。包括公证员、助理公证员和在公证处工作的其他人员。

**办理公证文书** 指公证处在一定时期内办结的公证文书件数。公证文书系按司法部规定或批准的格式制作。包括国内公证和涉外公证两部分。其中国内公证分为经济合同公证和民事法律关系公证两大类。

**调解人员** 在人民调解委员会担负调解民间一般民事纠纷和轻微违法行为所引起的纠纷的工作人员。包括调解委员会的委员和调解小组的调解员。

**调解民间纠纷** 指调解委员会依照法律规定,根据自愿原则,用说服教育的方法调解民间发生的有关民事权利和义务的争执,促成当事双方达成协议和谅解,解决纠纷。包括婚姻家庭纠纷,财产权益纠纷等。不包括法院受理

调解的民事案件数。

**保险福利费用** 指企业、事业、机关单位在工资以外实际支付给职工和离休、退休、退职人员个人以及用于集体的劳动保险和福利费用。

(1) **职工保险福利费用具体包括:**

① **医疗卫生费** 指实行公费医疗企业的职工及其供养的直系亲属的医疗费、医务经费、职工因工负伤就医路费以及住院伙食补助费等;卫生部门开支的事业及机关单位职工的公费医疗经费;未参加公费医疗的企业、事业和机关单位职工的医药费。

② **丧葬抚恤救济费** 指职工死亡的丧葬费、丧葬补助费和所遗供养直系亲属的抚恤费、救济费、生活补助费以及职工供养直系亲属死亡时的丧葬补助费等。

③ **生活困难补助** 指对生活困难的职工实际支付的定期补助和临时性补助。

④ **文体宣传费** 指企业、事业和机关单位实际支付的文体宣传费。不包括学习费。

⑤ **集体福利事业补贴费** 指对职工浴室、理发室、洗衣房、哺乳室、托儿所等集体福利设施各项支出与收入相抵后的差额补助费。

⑥ **集体福利设施费** 指按照国家规定开支的集体福利设施费用。如职工食堂炊事用具的购置费、修理费、职工宿舍的修缮费用。不包括由企业、事业、机关单位自筹经费开支的职工福利设施的基本建设费用。

⑦ **计划生育补贴** 指发给职工独生子女的补贴费和保健费。

⑧ **其他** 指上述费用以外,单位支付给职工的保险福利费。

(2) **离休、退休、退职人员保险福利费用具体包括:**

① **离休金** 指发给离休人员的工资和按 1982 年国务院发布的“关于老干部离休退休制度的几项规定”发给符合规定的离休干部相当于 1—2 个月标准工资的生活补贴和国务院〔1989〕82、83 号文件规定提高离休人员的待遇所增加的费用及粮油价格补贴等。

② **退休金** 指按照国家有关规定发给退休人员的退休费和国务院〔1989〕82、83 号文件规定提高退休人员的待遇所增加的费用及粮油价格补贴等。

③ **退职生活费** 指按照 1978 年国务院《关于工人退休、退职的暂行办法》规定定期发给退职人员的生活费用和国务院〔1989〕82、83 号文件规定提高退职人员的待遇所增加的费用及粮油价格补贴等。

④ **医疗卫生费** 指离休、退休、退职人员的医疗费、住院费以及住院伙食补助费等费用。

⑤ **护理费** 指因工致残、饮食起居需人扶助的离休、退休人员的护理费以及因病不能自理的离休人员的护理费。

⑥ **生活补贴** 指按照 1985 年国务院《关于发给离休退休人员生活补贴费的通知》规定,发给离休、退休人员的的生活补贴费。

⑦ **交通费补贴** 指按月发给离休人员的交通费补贴。

⑧ **丧葬抚恤救济费** 指离休、退休、退职人员死亡的丧葬费、丧葬补助费和所遗供养直系亲属的抚恤费、救济费、生活补助费以及供养直系亲属死亡时的丧葬补助费等。

⑨ **其他** 包括易地安置的离休、退休、退职人员的安家补助费;离休、退休、退职人员的生活困难补助费、书报费、洗理费、副食品价格补贴、房租价格补贴、水电补贴、少数民族补贴以及老干部活动经费开支的旅游费用等。

**废水排放总量** 包括生产废水和生活污水。生产废水指企、事业单位在生产、科研过程中向外环境排放的所有排放口的废水量总和。生活污水指城镇居民区和企、事业单位职工集中居住区排放的污水量。

**工业废水排放总量** 指经过工业企业厂区所有排放口排到企业外部的工业废水量。包括外排的直接冷却水、超标排放的矿井地下水与工业废水混排的厂区生活污水,不包括外排的间接冷却水(清污不分流的间接冷却水应计算在内)。

**工业废水排放达标量** 指全面达到国家、地方排放标准的外排工业废水量,包括经过处理后达标外排的和未经处理达标外排的两部分工业废水。国家排放标准见国标(GB8978—88)。

**工业废水处理量** 指经过各种水处理装置净化处理后的外排工业废水量(包括虽经处理仍未达到国家或地方标准的外排工业废水量)。

**废气排放总量** 指燃料燃烧和生产工艺过程中排放的各种废气总量,以标准状态下每年万标立方米表示。

**燃料燃烧过程废气排放量** 指燃煤、燃油、燃气锅炉、烘干炉、锻造加热炉、退火炉和其它工业炉窑在燃烧过程(燃料和物料不混合的纯加热过程)中所排废气的总量。它可以根据烟气计算公式或经验计算公式求得。

**经过消烟除尘的燃料燃烧废气量** 指燃料燃烧过程中排放的废气经过消烟除尘装置处理的量。

**经过净化处理的生产工艺废气量** 指生产工艺过程中排放的废气经过各种净化处理装置净化、处理的量。

**工业粉尘排放量** 指工业企业在生产工艺过程中排放的固体微粒总重量。如钢铁企业的耐火材料粉尘、焦化企业的筛焦系统粉尘、烧结机的粉尘、石灰窑的粉尘、建材企业的水泥粉尘等。不包括电厂排入大气的烟尘。

**工业粉尘回收量** 指经生产工艺废气净化处理装置处理回收的粉尘和尘泥量(包括干法和湿法)。不包括电厂的烟尘。通常情况下:

$$\text{工业粉尘产生量} = \text{工业粉尘排放量} + \text{工业粉尘回收量}$$

**工业固体废物产生量** 指工业企业在生产过程中产生的固体状、半固体状和高浓度液体状废弃物的总量,包括冶炼废渣、粉煤灰、炉渣、煤矸石、化工废渣、尾矿、放射性废渣和其它废渣等;不包括矿山开采的剥离废石和掘进废石(煤矸石和呈酸性或碱性的废石除外)。酸性或碱性废石是指采掘的废石其流经水、雨淋水 PH 值小于 4 或 PH 值大于 10.5 者。

**工业固体废物处置量** 指以符合环境保护要求的方式将固体废物放置在不再回取的场所的固体废物量,如填埋、焚烧、经封场处理的专业贮存场(库)、深层灌注、回填矿井等(包括当年处置往年的堆存量)。

**工业固体废物综合利用量** 指已用作农业肥料、造田、生产建筑材料、筑路以及其它方式综合利用的固体废物量(包括当年利用往年的工业固体废物堆存量)。综合利用量由原产固体废物的单位统计。

**“三废”综合利用产品产值** 指工业企业回收利用“三废”作为主要原料生产的产品产值。按国发(1985)117 号文规定执行。

**“三废”综合利用产品利润** 指工业企业回收利用“三废”作为主要原料生产的产品自用或出售后所得的利润额。

**环境污染与破坏事故** 指由于违反环境保护法规的经济、社会活动与行为,以及意外因素的影响或不可抗拒的自然灾害等原因,致使环境受到污染,国家重点保护的野生动植物、自然保护区受到破坏,人体健康受到危害,社会经济和人民财产受到损失,造成不良社会影响的突发性事件。

**受理劳动争议案件权** 是指劳动争议仲裁委员会根据国家有关规定,对劳动争议当事人的申请予以审查,符合受理条件而正式立案、准备处理的劳动争议案件权。

## Explanatory Notes for Major Indicators

**Number of Athletes in Proper Grades** refers to the number of athletes who have been given titles through examination. The titles of graded athletes include international masters of sports, masters of sports, first-class, second-class and third-class athletes and young athletes.

**Number of Referees in Proper Grades** refers to the number of referees who have been given titles after examination. They are classified as international referees, national referees and referees of the first, second and third classes.

**Stadiums** refers to stadiums for track and field events with six-lane 400-meter tracks around soccer fields, permanent track marks and permanent bleachers. Stadiums are classified according to seating capacity. They include Class A stadiums seating 25,000 people each, Class B stadiums seating 15,000 to 25,000 people each, Class C stadiums seating 5,000 to 15,000 people each, and Class D stadiums seating fewer than 5,000 people.

**Gymnasiums** refers to indoor sports grounds with permanent seats in which basketball, volleyball, badminton, table tennis and gymnastics competitions can be held. Gymnasiums are classified according to seating capacity. They include Class A gymnasiums seating over 6,000 people, Class B gymnasiums seating 4,000 to 6,000 people, Class C gymnasiums seating 2,000 to 4,000 people, and Class D gymnasiums seating fewer than 2,000 people.

**Hospitals** refers to medical institutions with permanent hospital beds taking in and providing medical and nursing services for patients, divided into three categories: hospitals at or above the county level, hospitals of rural townships, and other hospitals. According to their ownership, hospitals can be divided into three categories: hospitals of medical and public health departments, hospitals of industrial and other departments and collectively-owned hospitals. Hospitals at or above county level are divided into comprehensive and specialized hospitals.

**Medical Technical Workers** refers to all permanent medical workers employed by medical institutions, including doctors of Chinese and Western medicine, senior doctors of integrated Chinese-Western medicine, head nurses, pharmacists of Chinese and Western medicine, laboratory specialists, other specialists, junior doctors of Chinese and Western medicine, nurses, midwives, druggists in Chinese and Western medicine, laboratory technicians, other technicians, other practitioners of Chinese medicine, nursing attendants, pharmacological workers of Chinese and Western medicine, laboratory workers, and other primary medical personnel.

**Doctors** refers to qualified professional medical workers approved to practice by medical and public health departments. They are divided into doctors of Chinese medicine, doctors of Western medicine, senior doctors of Chinese-Western medicine, junior doctors of Chinese medicine and Western medicine, and other specialists of Chinese medicine mentioned in the category of medical workers.

**Social Welfare Institutions** refers to institutions taking care of old people without children, handicapped people and orphans. They include social welfare institutions run by civil affairs departments, children's welfare institutions, social welfare institutions for mental patients, and collectively-run old people's homes in rural areas.

**Number of People Taken in by Social Welfare Institutions** refers to the number of old people, children, total-



ly dependent handicapped people and mental patients taken in by social welfare institutions run by civil affairs departments and those run by collectives in urban and rural areas.

**Social Welfare Enterprise Units** are collective-owned enterprises employing the blind, deaf-mute, and other handicapped people able to work in cities and towns and enjoying exemption from state taxes, including welfare plants, welfare commercial services, artificial limb plants and arrangement farms, etc.

**Rural Households Enjoying Five-Guarantees** refers to old people without child, orphans, handicapped people unable to work and without financial resources. They are taken care of by the collectives and guaranteed food, clothing, housing, medical care, funeral expenses (or schooling for orphans). Family enjoying five guarantees in rural is called rural households enjoying five-guarantees.

**Number of Households in the Poor Household Support Program** refers to families of martyr and disabled serviceman, poor households, who are unable to work but in poor conditions, receiving government or collective relief funds. In this way, the households can get to work and make themselves leave the poor conditions.

**Lawyers** are legal workers who are employed full-time by legal counseling firms to act as legal advisers, to represent clients in criminal or civil lawsuits, counsel in criminal lawsuits, to handle legal cases outside court, to advise on matters of law and to write legal papers for others. Part-time lawyers are included in this category.

**Notarial Personnel** are judicial workers of the state notary organs handling notarization work according to law. They include notaries, assistant notaries, and other people working for notary firms.

**Notarized Documents** refers to the number of documents certified by notary firms in a year. The notarized documents are drawn up in accordance with the regulations of the Ministry of Justice, including certified Chinese and foreign documents. Chinese documents are divided into two major categories, economic contracts and civil legal papers.

**Mediators** are workers on people's mediation committees responsible for mediating in civil disputes and cases of slight infraction of the law. They include members of the mediation committees and mediators of mediation groups.

**Mediation of Civil Disputes** refers to mediation committees' work in mediating in civil disputes concerning civil rights and duties through persuasion and education in accordance with the provisions of law on a voluntary basis, solving disputes by helping the parties involved reach agreement and mutual understanding. These disputes include divorce cases and disputes over property ownership, but not civil cases to be handled by a court.

**Insurance and Welfare Funds** refers to labour insurance and welfare fund paid by enterprises, organizations and institutions to their employees and retired workers and staff in addition to their wages and salaries.

(1) **Insurance and Welfare Funds for Employees include:**

① **Medical Care Allowance** refers to cost of medical care of employees and their dependent family members who are covered by the medicare system of enterprises, travel fair of injured employees to hospital and their per diem subsidy during hospitalization, cost of medical care of employees who are covered by the medicare system of institutions and organizations, as well as cost of medicine of employees of enterprises and institutions who are not

covered by the medicare system.

② **Funeral Expenses and Pensions for Family of the Deceased** refer to funeral expenses of employees, and pensions and allowance for their dependent family members, as well as subsidy to funeral expenses of employee' s dependent family member.

③ **Subsidies for Living Expenses** refer to regular or ad hoc subsidies to employees who have difficulties in making ends meet.

④ **Cost of Publicity, Cultural and Sports Activities** refers to actual payment made by enterprises and institutions in publicity, cultural and sports activities, excluding training cost.

⑤ **Subsidy to Collective Welfare Undertakings** refers to subsidy to the operation of welfare undertakings that can not fully recover their cost, such as public bathroom, barber shop, laundry, nursery and kindergartens.

⑥ **Cost of Collective Welfare Facilities** refers to cost on collective welfare facilities that are spent in line with state regulations, such as the purchase and repair of cooking utensils for employee canteens, and repair of employee housing, but excluding the cost of welfare projects that are constructed using self-raised funds.

⑦ **Family Planning Subsidy** refers to subsidy and health allowance paid to the one-child family of employees.

⑧ **Others** refer to other insurance and welfare funds paid to employees.

**(2) Insurance and Welfare Funds for Retired Workers and Staff**

① **Retirement Pension** refers to pensions and other subsidies paid to retired workers and staff in line with relevant government documents.

② **Living Allowance for Resigned Workers and Staff** refers to living allowance and other subsidies paid to resigned workers and staff in line with relevant government documents.

③ **Medical Care Cost** refers to costs for medical treatment, hospitalization and food subsidy in hospitals for retired and resigned employees.

④ **Nursing Cost** refers to cost for nursing retired or resigned employees who can not take care of themselves and need the help from nurses.

⑤ **Living Subsidy** refers to living subsidy paid to retired employees in line with a 1985 State Council document.

⑥ **Transportation Subsidy** refers to the monthly transportation subsidy paid to senior retired staff.

⑦ **Funeral Expenses and Pensions for Family of the Deceased** refer to funeral expenses of retired employees, and pensions and allowance for their dependent family members, as well as subsidy to funeral expenses of retired employee' s dependent family member.

⑧ **Others** refer to other costs, including moving and settlement allowance, allowance for difficult families, book and newspaper allowance, subsidy for non-staple foods, housing subsidy, water and electricity subsidy, special allowance for employees of national minorities, travelling cost for senior retired staff, etc.

**Total Discharge of Waste Water** includes waste water from production and domestic sewage. Waste water from production refers to the total volume of waste water discharged by enterprises and institutions in the course of production or scientific research, while domestic sewage refers to sewage from urban households and concentrated living quarters of employees of enterprises and institutions.

**Total Discharge of Industrial Waste Water** refers to the volume of industrial waste waters discharged, through all outlets, to the outside of industrial enterprises, including direct-cooling water, underground water from mines that does not meet the standard of discharge, and the domestic sewage mixed up with industrial waste water when discharged, but excluding discharged indirect-cooling water.

**Waste Water Reaching the Standard for Discharge** refers to the volume of discharged industrial waste water that, with or without treatment, reaches the national or local standards for discharge.

**Volume of Treated Industrial Waste Water** refers to discharged industrial waste water after being treated and purified through various water treatment facilities (including waste water that fails to meet the national or local standards after treatment).

**Total Volume of Waste Gas Emission** refers to waste gas emitted from burning of fuels and from production process, and is measured by 10,000 standard cubic metres each year under normal status.

**Waste Gas Emission in the Process of Fuel Burning** refers to gas emitted through burning of coal, oil or gas by boilers, stoving facilities, heating and annealing furnaces and other industrial kilns for heating purpose (no mixture of fuels with other materials). Figures can often be obtained by empirical formulas.

**Waste Gas Emission Through Fuel Burning with Smoke and Dust Retrieved** refers to the amount of waste gas emitted from fuel burning after treatment of retrieving smoke and dust.

**Waste Gas Emission after Purification** refers to the amount of waste gas emitted from production process after going through treatment and purification facilities.

**Industrial Dust Discharged** refers to the total weight of solid dust discharged by industrial enterprises in the production process, such as dust of refractory materials from iron plants, dust from coke-screening system or from sintering machines of coke-making plants, dust from lime kilns, cement dust from constructing enterprises, etc., but excluding smoke and dust discharged by power plants.

**Industrial Dust Retrieved** refers to dust and dust mud retrieved from waste gas purification facilities in the production process, excluding smoke and dust from power plants. Under normal conditions:

$$\text{Industrial Dust Produced} = \text{Industrial Dust Discharged} + \text{Industrial Dust Retrieved}$$

**Industrial Residue Produced** refers to the total amount of solid, semi-solid or highconcentration liquid residue produced by industrial enterprises in their production process, including residue from melting, slag, powdered coal

ash, gangue, chemical residue, tailings, radioactive residue and other residues, but excluding stripped or dug stones in coal mining (except gangue and acid or alkali stones which are stones washed or soaked by water with a PH value smaller than 4 or larger than 10.5).

**Industrial Residue Treated** refers to solid residue disposed of in a non-recoverable place that meet the requirement of environmental protection, such as burying, burning, piling in designated sites, filling of old mines, etc. (including treatment of residue piled up from previous years).

**Industrial Residue Utilized** refers to solid residue utilized as fertilizers, building materials, for making fields or roads, or for other purpose (including utilization of residue piled up from previous years). Statistics on utilization of industrial residue are to be collected by residue-producing units.

**Output Value of Products Made from Utilization of Waste Gas, Water and Industrial Residue** refers to the value of products made by industrial enterprises using recovered waste water, gas or residues as main raw materials.

**Profit Obtained from Utilization of Waste Gas, Water and Industrial Residue** refers to profit obtained from selling or own-consumption of products made by industrial enterprises using recovered waste water, gas or residues as main raw materials.

**Accidents of Environment Pollution and Destruction** refer to sudden accidents, due to economic and social behavior or activities in contrast with environment protection legislation, unexpected factors or irresistible natural disasters, that cause the pollution of environment, the destruction of natural protection zones, wild plants and animals, the danger to the health of people, and the loss in the property of the society and people.

**Number of Labour Dispute Cases Accepted** refers to the number of cases of labour dispute submitted that, after being reviewed by the labour dispute arbitrate committees in line relevant state regulations, are accepted and registered for processing.



# 附录一 台湾省主要社会经济指标

MAIN SOCIAL AND ECONOMIC  
INDICATORS OF TAIWAN PROVINCE

---

---



附录1-1 面积和人口主要指标  
A1-1 MAIN INDICATORS OF AREA AND POPULATION

|                 |  | 1980    | 1990    | 1991    | 1992    |
|-----------------|--|---------|---------|---------|---------|
| 面积 (万平方公里)      | Area (10 000 sq. km)                                     | 3.6     | 3.6     | 3.6     | 3.6     |
| 年底人口数 (万人)      | Year-End Population (10 000)                             | 1 780.5 | 2 035.3 | 2 055.7 | 2 075.2 |
| 男               | Male   | 922.8   | 1 051.6 | 1 061.5 | 1 070.8 |
| 女               | Female   | 851.7   | 983.7   | 994.2   | 1 004.4 |
| 出生率 (‰)         | Crude Birth Rate (‰)                                     | 23.4    | 16.6    | 15.7    | 15.5    |
| 死亡率 (‰)         | Crude Death Rate (‰)                                     | 4.8     | 5.2     | 5.2     | 5.3     |
| 婴儿死亡率 (‰)       | Infant Mortality Rate (‰)                                | 11.0    | 5.9     | 5.4     | 5.6     |
| 妇女生育率 (‰)       | Fertility Rate (‰)                                       | 91.0    | 62.0    | 58.0    | 57.0    |
| 人口自然增长率(‰)      | Natural Growth Rate (‰)                                  | 18.6    | 11.4    | 10.5    | 10.2    |
| 结婚率 (‰)         | Marriage Rate (‰)  | 9.9     | 7.1     | 8.0     | 8.2     |
| 离婚率 (‰)         | Divorce Rate (‰)   | 0.8     | 1.4     | 1.4     | 1.4     |
| 平均期望寿命 (岁)      | Life Expectancy at Birth (Year)                          |         | 73.8    | 74.3    | 74.3    |
| 男               | Male   | 69.6    | 71.3    | 71.8    | 71.8    |
| 女               | Female   | 75.5    | 76.8    | 77.2    | 77.2    |
| 人口的年龄构成 (%)     | Age-specific Distribution (%)                            |         |         |         |         |
| 0-14岁           | 0-14 Year  | 32.1    | 27.1    | 26.3    | 25.8    |
| 14-64岁          | 14-64 Year   | 63.6    | 66.7    | 67.2    | 67.4    |
| 65岁及以上          | 65 Year and Over   | 4.3     | 6.2     | 6.5     | 6.8     |
| 非农户人口占总人口比率 (%) | Non-agricultural Population As % of Total Population (%) | 69.7    | 78.8    | 79.5    | 80.3    |
| 人口密度 (人/平方公里)   | Population Density (Persons/sq. km)                      | 494.6   | 565.4   | 571.0   | 576.5   |

附录1-2 劳动力和就业状况  
A1-2 LABOR FORCE AND EMPLOYMENT

|                |  | 1980  | 1990  | 1991  | 1992  |
|----------------|--|-------|-------|-------|-------|
| 劳动力总人数 (万人)    | Labor Force (10 000)   | 662.9 | 842.3 | 856.9 | 876.5 |
| 男              | Male   | 440.6 | 526.3 | 535.5 | 546.0 |
| 女              | Female   | 222.3 | 316.0 | 321.4 | 330.4 |
| 就业人数 (万人)      | Employment (10 000)  | 654.7 | 828.3 | 843.9 | 863.2 |
| 男              | Male   | 435.6 | 517.5 | 527.4 | 538.0 |
| 女              | Female   | 219.1 | 310.8 | 316.5 | 325.2 |
| 就业人数部门构成 (%)   | Distribution Employment by Industry (%)                        | 100.0 | 100.0 | 100.0 | 100.0 |
| 农、林、渔、猎业       | Agriculture, Forestry, Fishing and Hunting                     | 19.5  | 12.8  | 12.9  | 12.3  |
| 采矿业            | Mining and Quarrying   | 1.0   | 0.2   | 0.2   | 0.2   |
| 制造业            | Manufacturing  | 32.5  | 32.0  | 30.9  | 30.0  |
| 电、煤气、水         | Electricity, Gas, Water  | 0.4   | 0.4   | 0.4   | 0.4   |
| 建筑业            | Construction   | 8.5   | 8.2   | 8.5   | 9.0   |
| 商业             | Commerce   | 16.0  | 19.7  | 20.5  | 20.5  |
| 运输、仓储和通信       | Transport, Storage, Communications                             | 5.9   | 5.5   | 5.5   | 5.2   |
| 金融、保险、不动产和产业服务 | Financing, Insurance, Real Estate and Business Services        | 2.1   | 4.3   | 4.3   | 4.9   |
| 公共行政、社会和个人服务业  | Public Administration, Community, Social and Personal Services | 14.1  | 16.8  | 16.8  | 17.5  |
| 失业人数 (万人)      | Unemployment (10 000)  | 8.2   | 14.0  | 13.0  | 13.2  |
| 失业率 (%)        | Unemployment Rate (%)  | 1.2   | 1.7   | 1.5   | 1.5   |



附录1-3 国民生产总值  
A1-3 GROSS NATIONAL PRODUCTS

| 年份<br>Year | 国民生产总值<br>Gross National Products |   |                           | 人均国民生产总值<br>Per Capita Gross National Products |             |
|------------|-----------------------------------|---|---------------------------|--|-------------|
|            | 新台币亿元<br>(NT \$100 000 000)       | 比上年增长%②<br>Annual Growth Rate<br>of Change (%)② | 亿美元<br>(US \$100 000 000) | 新台币元<br>NT \$                                  | 美元<br>US \$ |
| 1989       | 39 690                            | 7.3   | 1 503                     | 198 389  | 7 512       |
| 1990       | 43 270                            | 5.0   | 1 609                     | 213 888  | 7 954       |
| 1991       | 48 212                            | 7.2   | 1 798                     | 235 699  | 8 788       |
| 1992       | 53 017                            | 6.0   | 2 107                     | 256 682  | 10 202      |
| 1993①      | 58 093                            | 5.9   | 2 201                     | 278 821  | 10 566      |

注:①初步数。②按1986年价格计算。

Note:①Preliminary Figure. ②At 1986 Constant Prices.

附录1-4 国民生产总值用途  
A1-4 EXPENDITURES ON GROSS NATIONAL PRODUCTS

单位:新台币亿元

(NT \$100 000 000)

| 年份<br>Year | 国民生产总值<br>支出总额<br>Expenditures<br>on GNP | 消费<br>Consumption | 库存增加<br>Change in<br>Stocks | 固定资产投资<br>Gross Fixed<br>Capital<br>Formation | 商品及劳务<br>输出净额<br>Net Exports<br>of Goods and<br>Services | 国外要素<br>所得净额<br>Net Factor<br>Income from<br>Abroad |
|------------|--|-------------------|-----------------------------|---|--|---|
| 1989       | 39 690                                   | 26 898            | 299                         | 8 553   | 3 036  | 904   |
| 1990       | 43 270                                   | 30 458            | -16                         | 9 475   | 2 304  | 1 050   |
| 1991       | 48 212                                   | 33 945            | 288                         | 10 430  | 2 378  | 1 171   |
| 1992       | 53 018                                   | 38 111            | 506                         | 12 078  | 1 289  | 1 033   |
| 1993①      | 58 093                                   | 41 709            | 706                         | 13 708  | 1 003  | 968   |

注:①初步数。

Note:①Preliminary figure.

附录1-5 国内生产总值及部门构成  
A1-5 GROSS DOMESTIC PRODUCTS BY KIND OF ECONOMIC ACTIVITY

单位:新台币亿元

(NT \$100 000 000)

| 年份<br>Year | 国内生产<br>总值<br>Gross<br>Domestic<br>Products | 农林牧渔业<br>Agriculture<br>Forestry,<br>Hunting and<br>Fishing | 矿业<br>Mining and<br>Quarrying | 制造业<br>Manufacturing | 水、电、<br>煤气业<br>Electricity<br>Gas & Water | 建筑业<br>Construction | 商业<br>Whole Sale<br>Retail Trade<br>Restaurants<br>and Hotels |
|------------|---|---|-------------------------------|----------------------|---|---------------------|---|
| 1989       | 38 785                                      | 1 896   | 175                           | 13 802               | 1 163                                     | 1 770               | 5 669   |
| 1990       | 42 220                                      | 1 742   | 181                           | 14 504               | 1 218                                     | 2 055               | 6 493   |
| 1991       | 47 041                                      | 1 739   | 186                           | 16 188               | 1 315                                     | 2 291               | 7 429   |
| 1992       | 51 985                                      | 1 832   | 275                           | 17 079               | 1 484                                     | 2 700               | 8 478   |
| 1993①      | 57 125                                      | 1 978   | 349                           | 18 068               | 1 625                                     | 3 168               | 9 409   |

注:①初步数。

Note:①Preliminary Figure.

续表 1 continued

单位: 新台幣亿元

(NT \$100 000 000)

| 年份<br>Year | 运输仓储<br>及通信业<br>Transport,<br>Storage &<br>Communica-<br>tions | 金融保险<br>不动产及<br>产业服务<br>Finance<br>Insurance<br>Real Estate<br>Business<br>Services | 社会服务及<br>个人服务<br>Community<br>Social and<br>Personal<br>Services | 政府部门<br>Government<br>Services | 私人非盈<br>利部门<br>Private<br>Non-profit<br>Services to<br>Households | 家庭服务<br>Domestic<br>Services<br>of House-<br>holds | 减: 银行<br>服务费<br>Less:<br>Imputed<br>Bank Service<br>Charge | 加: 进口税<br>Plus:<br>Import<br>Duties |
|------------|--|---|--|--------------------------------|---|--|--|-------------------------------------|
| 1989       | 2 406  | 6 943   | 1 893  | 3 843                          | 133   | 216  | 2 415  | 1 292                               |
| 1990       | 2 593  | 7 979   | 2 178  | 4 613                          | 137   | 248  | 2 940  | 1 220                               |
| 1991       | 2 897  | 8 861   | 2 518  | 5 349                          | 147   | 291  | 3 420  | 1 250                               |
| 1992       | 3 267  | 9 991   | 2 924  | 5 903                          | 164   | 342  | 3 926  | 1 472                               |
| 1993①      | 3 649  | 11 348  | 3 334  | 6 387                          | 177   | 399  | 4 387  | 1 622                               |

注: ①初步数。

Note: ①Preliminary figure.

## 附录1-6 农业生产指数

## A1-6 INDEX OF AGRICULTURAL PRODUCTION

1991年=100

(1991=100)

| 年份<br>Year | 总指数<br>Total | 种植业<br>Crops | 林业<br>Forestry | 畜牧业<br>Livestock | 渔业<br>Fishery |
|------------|--------------|--------------|----------------|------------------|---------------|
| 1981       | 78.6         | 103.6        | 302.3          | 53.2             | 74.0          |
| 1985       | 88.4         | 102.8        | 254.6          | 71.61            | 85.8          |
| 1990       | 98.5         | 97.6         | 102.4          | 91.7             | 108.6         |
| 1991       | 100.0        | 100.0        | 100.0          | 100.0            | 100.0         |
| 1992       | 97.2         | 96.4         | 60.4           | 102.4            | 94.4          |

## 附录1-7 主要农产品产量

## A1-7 OUTPUT OF MAJOR CORPS

单位: 吨

(ton)

| 年份<br>Year | 稻谷<br>Rice | 小麦<br>Wheat | 玉米<br>Maize | 大豆<br>Soy Beans | 土豆<br>Potato |
|------------|------------|-------------|-------------|-----------------|--------------|
| 1970       | 2 462 644  | 3 664       | 57 416      | 65 174          | 34 145①      |
| 1980       | 2 353 590  | 2 839       | 115 114     | 25 934          | 28 093②      |
| 1988       | 1 844 785  | 2 957       | 321 194     | 14 641          | 42 590       |
| 1989       | 1 864 590  | 3 039       | 328 543     | 10 956          | 40 834       |
| 1990       | 1 806 596  | 2 932       | 339 436     | 8 140           | 31 189       |
| 1991       | 1 818 732  | 3 581       | 321 322     | 8 333           | 36 097       |
| 1992       | 1 627 854  | 4 326       | 389 869     | 8 562           | 49 198       |

注: ①为1971年数。②为1981年数。

Note: ①Data refer to 1971. ②Data refer to 1981.

续表 1 continued

| 年份<br>Year | 茶叶<br>Tea | 甘蔗<br>Sugarcane | 烟叶<br>Tobacco | 芒果<br>Mango | 香蕉<br>Banana |
|------------|-----------|-----------------|---------------|-------------|--------------|
| 1970       | 25 000    | 5 990 729       | 20 800        | 21 091      | 461 829      |
| 1980       | 30 000    | 8 851 347       | 19 747        | 90 989      | 214 323      |
| 1988       | 23 557    | 6 767 465       | 20 206        | 127 543     | 228 725      |
| 1989       | 22 130    | 6 627 793       | 18 484        | 122 192     | 198 442      |
| 1990       | 22 299    | 5 580 953       | 18 528        | 112 531     | 201 440      |
| 1991       | 21 380    | 4 536 231       | 20 686        | 144 730     | 196 663      |
| 1992       | 20 164    | 5 857 553       | 16 393        | 123 834     | 195 970      |

续表 2 continued

| 年份<br>Year | 菠萝<br>Pineapple | 柑桔<br>Citrus Fruit | 牛奶<br>Cow's Milk | 鸡类 (万只)<br>Eggs (10 000) | 水产品<br>Fish Catches |
|------------|-----------------|--------------------|------------------|--------------------------|---------------------|
| 1970       | 338 191         | 209 115            | 16 123           | 105 566①                 | 613 152             |
| 1980       | 228 804         | 374 383            | 47 740           | 252 496②                 | 936 334             |
| 1988       | 228 127         | 559 526            | 173 407          | 383 636                  | 1 360 867           |
| 1989       | 230 738         | 568 659            | 182 421          | 423 801                  | 1 371 687           |
| 1990       | 234 629         | 528 941            | 203 830          | 445 465                  | 1 455 495           |
| 1991       | 241 477         | 544 251            | 225 656          | 428 932                  | 1 316 651           |
| 1992       | 226 279         | 526 599            | 246 281          | 514 641                  | 1 329 534           |

注:①1971年数。②1981年数。

Note:①Date refer to 1971.②Date refer to 1981.

### 附录1-8 工业生产指数 A1-8 INDEX OF INDUSTRIAL PRODUCTION

| 年份<br>Year | 总指数<br>General | 矿业<br>Mining | 制造业<br>Manufacturing | 电、煤气、水<br>Electricity<br>Gas & Water | 建筑业<br>Construction |
|------------|----------------|--------------|----------------------|--------------------------------------|---------------------|
| 1988       | 89.88          | 140.84       | 90.42                | 80.14                                | 90.24               |
| 1989       | 93.27          | 125.30       | 93.71                | 85.38                                | 96.00               |
| 1990       | 93.06          | 109.96       | 93.02                | 91.35                                | 96.60               |
| 1991       | 100.00         | 100.00       | 100.00               | 100.00                               | 100.00              |
| 1992       | 104.60         | 95.86        | 104.08               | 106.34                               | 117.13              |
| 1993       | 108.44         | 94.94        | 106.49               | 116.11                               | 150.31              |

附录1-9 主要工业产品产量  
A1-9 OUTPUT OF MAJOR INDUSTRIAL PRODUCTS

| 年份<br>Year | 棉布<br>(亿米)<br>Cotton Fabrics<br>(100 000 000 m) | 聚胺丝织物<br>(亿米)<br>Nylon Fabrics<br>(100 000 000 m) | 塑料皮布<br>(亿米)<br>Plastic Leather<br>Clothes<br>(100 000 000 m) | 电风扇<br>(万台)<br>Electric Fan<br>(10 000) | 收录音机<br>(万台)<br>Sound Recorder<br>(10 000) | 自行车<br>(万辆)<br>Bicycle<br>(10 000) |
|------------|---|---|---|---|--|------------------------------------|
| 1988       | 12.77   | 8.74  | 5.31  | 2 765.55                                | 1 185.97                                   | 771.71                             |
| 1989       | 13.60   | 11.41   | 5.53  | 2 971.78                                | 1 048.43                                   | 757.40                             |
| 1990       | 12.87   | 14.01   | 6.13  | 2 602.86                                | 879.13                                     | 779.50                             |
| 1991       | 11.78   | 15.90   | 7.01  | 3 032.65                                | 928.35                                     | 836.19                             |
| 1992       | 10.92   | 16.72   | 7.12  | 2 683.89                                | 715.54                                     | 716.62                             |
| 1993       | 9.57  | 17.85   | 7.49  | 1 903.97                                | 619.33                                     | 679.37                             |

续表 1 continued

| 年份<br>Year | 电冰箱<br>(万台)<br>Refrigerator<br>(10 000) | 电子计算机<br>(万台)<br>Electronic<br>Calculator<br>(10 000) | 微型电脑<br>(万台)<br>Desktop<br>Computer<br>(10 000) | 电话机<br>(万台)<br>Telephone<br>(10 000) | 彩色电视机<br>(万台)<br>Color T.V.<br>(10 000) | 照相机<br>(万台)<br>Camera<br>(10 000) |
|------------|---|---|---|--------------------------------------|---|-----------------------------------|
| 1988       | 44.73                                   | 6 826.35  | 227.10  | 1 832.42                             | 374.32                                  | 901.77                            |
| 1989       | 42.14                                   | 6 927.60  | 228.01  | 1 652.24                             | 371.28                                  | 890.27                            |
| 1990       | 36.72                                   | 5 001.43  | 249.80  | 1 399.24                             | 240.31                                  | 1 176.10                          |
| 1991       | 38.88                                   | 3 513.82  | 295.96  | 1 121.44                             | 245.64                                  | 1 216.38                          |
| 1992       | 39.55                                   | 1 820.81  | 294.06  | 1 097.52                             | 174.46                                  | 1 024.25                          |
| 1993       |   | 1 288.32  | 322.60  | 890.15                               | 142.35                                  | 693.48                            |

续表 2 continued

| 年份<br>Year | 煤<br>(万吨)<br>Coal<br>(10 000 tn) | 天然气<br>(亿立方米)<br>Natural Gas<br>(100 000 000<br>cub. m) | 发电量<br>(亿千瓦时)<br>Electric Power<br>(100 000 000<br>K. W. H) | 机车<br>(万辆)<br>Motorcycle<br>(10 000) | 棒钢<br>(万吨)<br>Steel Bar<br>(10 000 tn) | 水泥<br>(万吨)<br>Cement<br>(10 000 tn) |
|------------|----------------------------------|---|---|--------------------------------------|--|-------------------------------------|
| 1984       | 201.08                           | 12.66   | 492.86  | 65.12                                |  | 1 423.44                            |
| 1985       | 185.79                           | 11.25   | 525.53  | 65.56                                |  | 1 441.77                            |
| 1986       | 172.50                           | 10.23   | 590.28  | 76.33                                |  | 1 480.61                            |
| 1987       | 149.92                           | 10.57   | 655.14  | 94.12                                |  | 1 566.34                            |
| 1988       | 122.55                           | 11.57   | 716.43  | 107.94                               | 389.25                                 | 1 728.08                            |
| 1989       | 78.44                            | 11.58   | 802.63  | 110.20                               | 487.12                                 | 1 804.32                            |
| 1990       | 47.21                            | 11.29   | 861.23  | 105.53                               | 575.41                                 | 1 845.84                            |
| 1991       | 40.26                            | 9.28  | 946.10  | 117.41                               | 630.47                                 | 1 939.86                            |
| 1992       | 33.48                            | 8.72  | 1 005.29  | 134.50                               | 733.09                                 | 2 146.37                            |
| 1993       | 32.81                            | 8.26  | 1 099.11  | 148.71                               | 845.94                                 | 2 397.08                            |

续表 3 continued

| 年份<br>Year | 制成材<br>(万立方米)<br>Lumber<br>(10 000 cub. m) | 聚氯乙烯<br>(万吨)<br>PVC<br>(10 000 tn) | 平板玻璃<br>(万标准箱)<br>Sheet Glass<br>(10 000 Std. Case) | 纸板<br>(万吨)<br>Paper Board<br>(10 000 tn) | 小汽车<br>(万辆)<br>Car<br>(10 000) |
|------------|--|------------------------------------|---|--|--------------------------------|
| 1984       |  | 63.96                              | 409.19  | 140.75                                   | 16.23                          |
| 1985       |  | 59.89                              | 433.53  | 148.74                                   | 14.92                          |
| 1986       |  | 72.41                              | 531.56  | 189.16                                   | 17.09                          |
| 1987       |  | 77.31                              | 558.67  | 202.02                                   | 24.73                          |
| 1988       | 89.25                                      | 77.93                              | 748.38  | 216.15                                   | 26.85                          |
| 1989       | 85.74                                      | 80.54                              | 710.45  | 227.42                                   | 31.63                          |
| 1990       | 69.74                                      | 92.10                              | 781.87  | 250.88                                   | 35.39                          |
| 1991       | 75.78                                      | 97.84                              | 850.35  | 285.60                                   | 39.94                          |
| 1992       | 56.50                                      | 104.26                             | 938.07  | 295.04                                   | 42.92                          |
| 1993       | 39.88                                      | 107.85                             | 916.11  | 282.75                                   |                                |

附录1-10 能源生产和消费  
A1-10 PRODUCTION AND CONSUMPTION OF ENERGY

|                         |  | 1985    | 1988    | 1989    | 1990    | 1991    | 1992    |
|-------------------------|--|---------|---------|---------|---------|---------|---------|
| 供给量总计                   | Total Supplied<br>(万大卡石油当量) (10 000 kl oil equivalent) | 3 951   | 5 139   | 5 240   | 5 783   | 5 791   | 6 339   |
| 供给量比重(%)                | Distribution of Supplied (%)                           | 100.00  | 100.00  | 100.00  | 100.00  | 100.00  | 100.00  |
| 煤炭                      | Coal   | 21.74   | 26.21   | 24.22   | 23.60   | 23.40   | 25.44   |
| 石油                      | Petroleum  | 52.49   | 53.29   | 56.53   | 54.88   | 53.47   | 52.93   |
| 天然气                     | Natural Gas  | 3.36    | 2.71    | 2.68    | 3.89    | 5.63    | 5.10    |
| 水力发电                    | Hydraulic Power  | 4.35    | 2.97    | 3.17    | 3.51    | 2.36    | 3.27    |
| 核能发电                    | Nuclear Energy   | 18.06   | 14.82   | 13.40   | 14.12   | 15.14   | 13.26   |
| 消费量总计                   | Total Consumption                                      | 3 592   | 4 672   | 4 863   | 5 136   | 5 447   | 5 751   |
| 分部门消费比重(%)              | Distribution of Consumption (%)                        | 100.00  | 100.00  | 100.00  | 100.00  | 100.00  | 100.00  |
| 运输                      | Transportation   | 12.35   | 13.11   | 14.10   | 14.46   | 14.53   | 15.80   |
| 工业                      | Industry   | 61.94   | 61.30   | 59.58   | 58.75   | 58.25   | 57.47   |
| 农业                      | Agriculture  | 3.40    | 3.04    | 2.86    | 2.83    | 2.58    | 2.38    |
| 住宅                      | Resident   | 11.26   | 11.17   | 11.54   | 11.55   | 11.74   | 11.70   |
| 商业                      | Commerce   | 2.44    | 2.92    | 3.38    | 3.80    | 4.17    | 4.47    |
| 其他                      | Other  | 6.23    | 6.18    | 6.36    | 6.49    | 6.58    | 6.14    |
| 非能源消费                   | Non-energy Use   | 2.38    | 2.28    | 2.18    | 2.12    | 2.15    | 2.04    |
| 平均每人能源消费量               | Per Capita Energy Consumption                          | 1 887.2 | 2 361.2 | 2 430.8 | 2 538.5 | 2 662.4 | 2 784.4 |
| 国内能源价格指数<br>(1986年=100) | Domestic Energy Price Index (1986=100)                 | 111.70  | 85.17   | 83.81   | 88.74   | 96.84   | 94.58   |

附录1-11 新建房屋建筑面积  
A1-11 CONSTRUCTION OF NEW BUILDINGS

单位:万平方米

(10 000 sq. m)

| 年份<br>Year | 总计<br>Total | 住宅用<br>Residential | 商业用<br>Stores &<br>Mercantile | 工业用<br>Industrial | 机关学校用<br>Office &<br>School | 其他用<br>Other |
|------------|-------------|--------------------|-------------------------------|-------------------|-----------------------------|--------------|
| 1988       | 2 977       | 1 489              | 478                           | 640               | 197                         | 172          |
| 1989       | 3 126       | 1 506              | 607                           | 624               | 180                         | 209          |
| 1990       | 3 128       | 1 242              | 969                           | 547               | 156                         | 213          |
| 1991       | 3 200       | 1 324              | 947                           | 478               | 222                         | 229          |
| 1992       | 3 692       | 1 667              | 1 011                         | 505               | 233                         | 277          |
| 1993       | 4 753       | 2 235              | 1 445                         | 502               | 234                         | 338          |

附录1-12 铁路和公路客货运量  
A1-12 RAILWAY AND HIGHWAY PASSENGER AND FREIGHT TRAFFIC

| 年份<br>Year | 铁 路<br>Railway                          |   |  |  | 公 路<br>Highway                          |   |  |  |
|------------|---|---|--|--|---|---|--|--|
|            | 客运量<br>(万人)<br>Passengers<br>(10 000 P) | 客运周转量<br>(万人公里)<br>Passengers<br>(10 000 p-kms) | 货运量<br>(万吨)<br>Freight<br>Traffic<br>(10 000 tn) | 货物周转量<br>(万吨公里)<br>Freight<br>Traffic<br>(10 000 tn-kms) | 客运量<br>(万人)<br>Passengers<br>(10 000 P) | 客运周转量<br>(万人公里)<br>Passengers<br>(10 000 p-kms) | 货运量①<br>(万吨)<br>Freight<br>Traffic①<br>(10 000 tn) | 货物周转量①<br>(万吨公里)<br>Freight<br>Traffic①<br>(10 000 tn-kms) |
| 1984       | 13 059                                  | 845 813   | 2 989  | 249 289  | 208 736                                 | 3 078 919                                       | 19 055   | 919 078  |
| 1985       | 13 127                                  | 830 929   | 2 973  | 229 984  | 210 636                                 | 3 141 871                                       | 18 973   | 922 338  |
| 1986       | 13 178                                  | 831 632   | 2 865  | 236 546  | 208 034                                 | 3 048 684                                       | 20 022   | 935 941  |
| 1987       | 13 437                                  | 845 851   | 3 121  | 249 021  | 200 761                                 | 2 973 980                                       | 22 672   | 1 058 642  |
| 1988       | 13 232                                  | 823 304   | 3 040  | 227 804  | 188 878                                 | 2 812 120                                       | 24 028   | 1 134 033  |
| 1989       | 12 797                                  | 814 490   | 3 087  | 211 150  | 175 419                                 | 2 640 236                                       | 24 439   | 1 149 393  |
| 1990       | 13 239                                  | 832 257   | 2 805  | 187 726  | 162 081                                 | 2 616 896                                       | 24 580   | 1 154 312  |
| 1991       | 13 778                                  | 862 101   | 2 626  | 196 114  | 156 093                                 | 2 608 701                                       | 25 430   | 1 181 376  |
| 1992       | 14 987                                  | 935 740   | 2 819  | 213 996  | 148 096                                 | 2 496 918                                       | 26 796   | 1 221 989  |
| 1993       | 15 803                                  | 955 227   | 3 058  | 201 778  | 141 441                                 | 2 408 650                                       | 30 425   | 1 288 175  |

注:①仅为民营汽车公司数。

Note:①Data only refer to private truck companies.

附录1-13 邮电业务量  
A1-13 TELECOMMUNICATION SERVICES

|   | 1985   | 1989     | 1990     | 1991     | 1992     | 1993     |
|---|--------|----------|----------|----------|----------|----------|
| <b>国内电信 Domestic</b>                                    |        |          |          |          |          |          |
| 电报 (万封) Telecommunications<br>(10 000 Message)          | 87.78  | 63.23    | 36.57    | 21.60    | 0.70     | 0.37     |
| 长途电话(万次) Long Distance Calls<br>(10 000 Calls)          | 996    | 917      | 1 890    | 1 921    | 1 300    | 890      |
| 市内电话(万户) Subscribers Number of city<br>(10 000)         | 423    | 582      | 630      | 685      | 742      | 795      |
| <b>国际电信 International</b>                               |        |          |          |          |          |          |
| 电报 (万封) Telecommunications<br>(10 000 Message)          | 15.13  | 6.20     | 7.42     | 7.15     | 7.28     | 6.11     |
| 电话 (万分钟) Telephone<br>(10 000 Minute)                   | 5 802  | 18 386   | 24 193   | 29 762   | 36 685   | 44 231   |
| <b>邮政(投递数) Postal Services</b><br>(Number of Delivered) |        |          |          |          |          |          |
| 函件 (亿件) Correspondence<br>(100 000 000)                 | 13.64  | 19.52    | 19.85    | 20.08    | 20.12    | 21.10    |
| 包裹 (万件) Parcels<br>(10 000)                             | 924.80 | 1 055.40 | 1 127.30 | 1 327.00 | 1 614.70 | 1 527.00 |

附录1-14 商品进出口贸易总额  
A1-14 TOTAL IMPORTS AND EXPORTS

| 年份<br>Year | 按新台币计算 (百万元)<br>(NT \$1 000 000) |                |                | 按美元计算 (百万美元)<br>(US \$1 000 000) |                |                |
|------------|----------------------------------|----------------|----------------|----------------------------------|----------------|----------------|
|            | 进出口总额<br>Total                   | 出口额<br>Exports | 进口额<br>Imports | 进出口总额<br>Total                   | 出口额<br>Exports | 进口额<br>Imports |
| 1984       | 2 075 558                        | 1 204 697      | 870 861        | 52 415                           | 30 456         | 21 959         |
| 1985       | 2 024 866                        | 1 223 019      | 801 847        | 50 828                           | 30 726         | 20 102         |
| 1986       | 2 424 077                        | 1 507 044      | 917 033        | 64 044                           | 39 862         | 24 182         |
| 1987       | 2 821 479                        | 1 707 608      | 1 113 871      | 88 662                           | 53 679         | 34 983         |
| 1988       | 3 154 905                        | 1 731 804      | 1 423 101      | 110 340                          | 60 667         | 49 673         |
| 1989       | 3 133 520                        | 1 747 800      | 1 385 720      | 118 569                          | 66 304         | 52 265         |
| 1990       | 3 274 586                        | 1 802 783      | 1 471 803      | 121 930                          | 67 214         | 54 716         |
| 1991       | 3 731 557                        | 2 040 785      | 1 690 772      | 139 039                          | 76 178         | 62 861         |
| 1992       | 3 865 024                        | 2 047 963      | 1 817 061      | 153 477                          | 81 470         | 72 007         |
| 1993       | 4 269 582                        | 2 234 841      | 2 034 741      | 161 996                          | 84 935         | 77 061         |

附录1-15 商品进口来源和出口去向  
A1-15 IMPORTS AND EXPORTS BY REGIONS OR COUNTRIES

单位:新台币百万元

(NT \$1 000 000)

|               |                                    | 1985    | 1988    | 1989    | 1990    | 1991    | 1992    |
|---------------|------------------------------------|---------|---------|---------|---------|---------|---------|
| <b>商品进口来源</b> | <b>Imports (Major Destination)</b> |         |         |         |         |         |         |
| 德 国           | Germany                            | 33 881  | 63 146  | 70 535  | 72 957  | 81 099  | 98 882  |
| 澳大利亚          | Australia                          | 31 981  | 38 277  | 43 187  | 44 655  | 54 272  | 51 872  |
| 美 国           | United States                      | 189 225 | 372 621 | 318 143 | 338 914 | 379 787 | 398 159 |
| 加 拿 大         | Canada                             | 14 713  | 27 340  | 26 479  | 22 543  | 27 917  | 29 754  |
| 香 港           | Hong Kong                          | 12 743  | 55 140  | 58 979  | 38 914  | 52 332  | 44 990  |
| 泰 国           | Thailand                           | 5 861   | 9 792   | 10 352  | 12 066  | 15 767  | 20 809  |
| 菲 律 宾         | Philippines                        | 4 153   | 6 944   | 6 352   | 6 351   | 6 330   | 7 696   |
| 沙特阿拉伯         | Saudi Arabia                       | 54 322  | 35 445  | 36 579  | 41 527  | 45 235  | 36 930  |
| 新 加 坡         | Singapore                          | 11 027  | 21 203  | 23 485  | 37 923  | 38 914  | 42 764  |
| 荷 兰           | Netherlands                        | 8 816   | 25 780  | 17 597  | 19 631  | 21 604  | 22 009  |
| 意 大 利         | Italy                              | 9 353   | 18 626  | 20 882  | 21 966  | 21 389  | 25 263  |
| 英 国           | United Kingdom                     | 10 471  | 31 899  | 24 587  | 30 944  | 30 262  | 33 757  |
| 法 国           | France                             | 10 056  | 18 617  | 21 005  | 30 370  | 30 702  | 35 115  |
| 比 利 时         | Belgium                            | 3 823   | 8 126   | 7 982   | 10 583  | 10 754  | 10 219  |
| 马来西亚          | Malaysia                           | 19 183  | 27 031  | 23 500  | 27 014  | 37 872  | 46 171  |
| 韩 国           | Korea, Rep.                        | 7 446   | 25 774  | 32 878  | 36 119  | 46 960  | 58 948  |
| 日 本           | Japan                              | 221 340 | 424 630 | 425 032 | 430 579 | 507 066 | 549 101 |
| 印度尼西亚         | Indonesia                          | 16 509  | 17 565  | 18 690  | 24 871  | 33 224  | 35 520  |
| <b>商品出口去向</b> | <b>Exports (Major Origin)</b>      |         |         |         |         |         |         |
| 德 国           | Germany                            | 32 129  | 66 922  | 67 972  | 85 843  | 103 775 | 90 537  |
| 澳大利亚          | Australia                          | 29 763  | 38 769  | 40 480  | 34 338  | 36 218  | 35 894  |
| 美 国           | United States                      | 588 156 | 669 983 | 633 155 | 583 028 | 597 742 | 592 382 |
| 加 拿 大         | Canada                             | 37 606  | 45 224  | 46 424  | 41 714  | 43 502  | 41 317  |
| 香 港           | Hong Kong                          | 101 020 | 159 449 | 185 501 | 229 865 | 332 747 | 387 519 |
| 泰 国           | Thailand                           | 9 397   | 21 514  | 29 225  | 38 194  | 38 733  | 45 499  |
| 菲 律 宾         | Philippines                        | 9 519   | 17 168  | 20 473  | 21 765  | 22 721  | 25 720  |
| 沙特阿拉伯         | Saudi Arabia                       | 23 472  | 17 989  | 14 730  | 12 297  | 16 455  | 14 149  |
| 新 加 坡         | Singapore                          | 35 215  | 48 030  | 52 067  | 59 136  | 64 428  | 62 965  |
| 荷 兰           | Netherlands                        | 18 215  | 43 065  | 41 759  | 49 785  | 58 236  | 55 190  |
| 意 大 利         | Italy                              | 9 789   | 23 827  | 23 009  | 26 364  | 27 545  | 26 934  |
| 英 国           | United Kingdom                     | 25 886  | 54 427  | 55 403  | 53 122  | 55 548  | 55 419  |
| 法 国           | France                             | 9 059   | 26 799  | 28 675  | 30 323  | 36 250  | 31 432  |
| 比 利 时         | Belgium                            | 6 454   | 13 449  | 12 208  | 13 050  | 14 159  | 14 274  |
| 马来西亚          | Malaysia                           | 7 751   | 12 873  | 18 258  | 29 655  | 39 209  | 40 226  |
| 韩 国           | Korea, Rep.                        | 10 092  | 26 178  | 29 880  | 32 513  | 34 557  | 28 921  |
| 日 本           | Japan                              | 137 759 | 250 393 | 239 492 | 223 439 | 246 339 | 223 571 |
| 印度尼西亚         | Indonesia                          | 11 180  | 18 058  | 24 575  | 33 443  | 32 359  | 30 545  |



附录1-16 出口与进口商品分类  
A1-16 COMPOSITION OF EXPORTS AND IMPORTS

单位: 百万美元

(US \$1 000 000)

| 年份<br>Year | 出 口<br>Exports |                                 |  |                                | 进 口<br>Imports |  |                          |                          |
|------------|----------------|---------------------------------|--|--------------------------------|----------------|--|--------------------------|--------------------------|
|            | 出口额<br>Total   | 农产品<br>Agricultural<br>Products | 农产加工品<br>Processed<br>Agricultural<br>Products | 工业产品<br>Industrial<br>Products | 进口额<br>Total   | 原材料<br>Agricultural<br>& Industrial<br>Raw Materials | 资本货物<br>Capital<br>Goods | 消费品<br>Consumer<br>Goods |
| 1984       | 30 456         | 507                             | 1 324  | 28 625                         | 21 959         | 17 270   | 2 991                    | 1 698                    |
| 1985       | 30 726         | 492                             | 1 387  | 28 847                         | 20 102         | 15 458   | 2 837                    | 1 807                    |
| 1986       | 39 862         | 627                             | 1 959  | 37 284                         | 24 182         | 18 270   | 3 632                    | 2 279                    |
| 1987       | 53 679         | 690                             | 2 559  | 50 430                         | 34 983         | 25 906   | 5 614                    | 3 463                    |
| 1988       | 60 667         | 824                             | 2 497  | 57 347                         | 49 673         | 36 598   | 7 391                    | 5 684                    |
| 1989       | 66 304         | 478                             | 2 579  | 63 247                         | 52 265         | 37 696   | 8 561                    | 6 008                    |
| 1990       | 67 214         | 432                             | 2 579  | 64 204                         | 54 716         | 38 542   | 9 586                    | 6 588                    |
| 1991       | 76 178         | 525                             | 3 046  | 72 608                         | 62 861         | 45 501   | 10 532                   | 6 828                    |
| 1992       | 81 470         | 509                             | 2 975  | 77 987                         | 72 007         | 49 868   | 12 868                   | 9 271                    |
| 1993       | 84 935         | 471                             | 3 013  | 81 451                         | 77 061         | 54 147   | 13 006                   | 9 908                    |

附录1-17 旅游人数  
A1-17 VISTOR ARRIVALS AND INTERNATIONAL TOURIST

单位: 万人

(10 000 persons)

|                      | 1987  | 1988  | 1989  | 1990  | 1991  | 1992  | 1993  |
|----------------------|-------|-------|-------|-------|-------|-------|-------|
| 总 计 Total            | 176.1 | 193.5 | 200.5 | 193.4 | 185.4 | 187.4 | 185.0 |
| 华 侨 Overseas Chinese | 25.0  | 23.8  | 23.6  | 22.1  | 22.5  | 22.4  | 24.9  |
| 外国人 Foreign Tourist  | 151.1 | 169.7 | 176.9 | 171.3 | 162.9 | 165.0 | 160.1 |

附录1-18 消费物价指数  
A1-18 CONSUMER PRICE INDICES

(1991年=100)

(1991=100)

| 年份<br>Year | 总指数<br>General<br>Index | 食品类<br>Food | 衣着<br>Clothing | 居住<br>Housing | 交通<br>Transportation<br>and<br>Communications | 医 药<br>保 健<br>Medicines<br>and Medical<br>Care | 教 育<br>娱 乐<br>Education<br>and<br>Entertainment | 杂 项<br>Miscell-<br>aneous |
|------------|-------------------------|-------------|----------------|---------------|---|--|---|---------------------------|
| 1984       | 86.72                   | 87.88       | 105.40         | 84.38         | 97.95   | 83.81  | 70.80   | 96.93                     |
| 1985       | 86.58                   | 85.95       | 104.05         | 84.70         | 98.78   | 86.24  | 73.70   | 97.10                     |
| 1986       | 87.19                   | 87.95       | 101.10         | 84.58         | 94.79   | 85.95  | 76.33   | 97.09                     |
| 1987       | 87.64                   | 89.07       | 99.30          | 85.01         | 93.10   | 86.50  | 77.79   | 96.08                     |
| 1988       | 88.77                   | 90.35       | 100.74         | 85.60         | 91.76   | 86.78  | 82.13   | 96.31                     |
| 1989       | 92.68                   | 95.97       | 100.08         | 89.40         | 92.43   | 91.63  | 85.98   | 97.46                     |
| 1990       | 96.51                   | 99.17       | 100.12         | 94.54         | 94.44   | 95.40  | 92.51   | 98.92                     |
| 1992       | 104.47                  | 108.65      | 101.03         | 103.50        | 98.90   | 104.12   | 105.23  | 100.73                    |
| 1993       | 107.54                  | 112.18      | 98.13          | 107.47        | 99.59   | 106.48   | 111.68  | 101.70                    |

附录1-19 财政收入  
A1-19 NET REVENUE OF TREASURY

单位:新台币百万元

(NT \$1 000 000)

|           |   | 1985           | 1989             | 1990             | 1991             | 1992             |
|-----------|---|----------------|------------------|------------------|------------------|------------------|
| <b>总计</b> | <b>Total</b>                              | <b>576 039</b> | <b>1 382 533</b> | <b>1 203 171</b> | <b>1 438 686</b> | <b>1 710 801</b> |
| 经常性收入小计   | Sub-total of Current                      | 531 075        | 890 664          | 1 053 410        | 997 536          | 1 218 653        |
| 直接税       | Direct Tax                                | 150 164        | 350 821          | 481 863          | 437 676          | 533 161          |
| 一般间接税     | Indirect Tax                              | 202 944        | 278 931          | 312 950          | 310 832          | 375 950          |
| 专卖收益      | Revenue from Monopoly                     | 41 738         | 47 666           | 52 921           | 60 113           | 58 513           |
| 财产利息收入    | Revenue from Profit of Public Properties  | 2 070          | 3 886            | 3 916            | 5 949            | 7 582            |
| 企业所得      | Surplus and Revenue of Public Enterprises | 76 779         | 128 210          | 121 418          | 94 835           | 141 045          |
| 各项费用收入    | Fees                                      | 16 267         | 24 863           | 25 364           | 23 846           | 34 403           |
| 罚款和赔款收入   | Revenue from Fines & Indemnities          | 11 497         | 9 770            | 11 467           | 13 815           | 18 757           |
| 捐赠收入      | Receipts from Donations and Contributions | 565            | 442              | 584              | 620              | 1 016            |
| 工程受益费收入   | Special Assessments                       | 2 146          | 1 190            | 1 488            | 895              | 1 311            |
| 杂项收入      | Miscellaneous Revenues                    | 26 905         | 44 885           | 41 441           | 48 955           | 46 915           |
| 资本收入小计    | Sub-total of Capital                      | 44 964         | 491 869          | 149 760          | 441 150          | 492 149          |
| 财产售卖收入    | Sales of Public Properties                | 10 768         | 25 500           | 36 532           | 37 511           | 38 088           |
| 财产收回      | Return of Properties                      | 744            | 5 402            | 2 457            | 14 655           | 828              |
| 财产增值      | Value Increment of Properties             | 16             | 9                | 2                | 229              | -                |
| 公债收入      | Receipts from Loans                       | 24 088         | 117 397          | 15 831           | 145 003          | 312 903          |
| 借贷收入      | Proceeds from Issues Public Debts         | 7 102          | 313 138          | 72 885           | 136 605          | 89 133           |
| 移用以前年度盈余  | Moving Budgetary Surplus of Prior Year    | 2 246          | 30 422           | 22 053           | 107 146          | 51 197           |

注:本表按财政年度计算。

Note: This table refers to financial year.

附录1-20 财政支出  
A1-20 NET EXPENDITURES OF TREASURY

单位:新台币百万元

(NT \$1 000 000)

|           |   | 1985           | 1989             | 1990             | 1991             | 1992             |
|-----------|---|----------------|------------------|------------------|------------------|------------------|
| <b>总计</b> | <b>Total</b>                                    | <b>563 729</b> | <b>1 239 554</b> | <b>1 166 747</b> | <b>1 416 625</b> | <b>1 696 117</b> |
| 经常性支出小计   | Sub-total of current                            | 382 713        | 577 967          | 702 812          | 823 188          | 916 018          |
| 一般行政支出    | General Administration                          | 54 913         | 79 513           | 102 714          | 126 104          | 156 900          |
| 防务支出      | National Defense                                | 130 345        | 177 800          | 202 347          | 219 436          | 224 357          |
| 教育科学文化支出  | Expenditures on Education, Science and Culture  | 83 041         | 130 261          | 159 744          | 189 655          | 213 483          |
| 经济发展支出    | Economic Development                            | 29 718         | 50 538           | 49 178           | 49 334           | 62 831           |
| 社会安全支出    | Social Security                                 | 74 029         | 119 017          | 161 462          | 194 083          | 217 014          |
| 债务支出      | Obligations                                     | 6 032          | 10 701           | 16 755           | 33 398           | 30 896           |
| 杂项支出      | Miscellaneous                                   | 4 635          | 10 132           | 10 611           | 11 177           | 10 537           |
| 资本性支出小计   | Sub-total of Capital                            | 181 016        | 661 587          | 463 935          | 593 438          | 780 099          |
| 一般行政支出    | General Administration                          | 7 055          | 17 786           | 23 073           | 27 174           | 41 448           |
| 防务支出      | National Defense                                | 4 897          | 10 103           | 8 627            | 7 663            | 15 041           |
| 教育科学文化支出  | Expenditures for Education, Science and Culture | 28 825         | 76 747           | 71 460           | 103 382          | 117 550          |
| 经济发展支出    | Economic Development                            | 108 303        | 490 847          | 253 103          | 272 753          | 398 990          |
| 社会安全支出    | Social Security                                 | 14 371         | 32 550           | 38 307           | 40 138           | 69 844           |
| 债务支出      | Obligations                                     | 17 391         | 32 202           | 69 229           | 141 012          | 137 226          |
| 杂项支出      | Miscellaneous                                   | 174            | 1 351            | 137              | 1 315            | -                |

注:本表按财政年度计算。

Note: This table refers to financial year.

附录1-21 公债发行情况  
A1-21. GOVERNMENT BONDS

单位：新台币亿元

(NT \$100 000 000)

| 年份<br>Year | 台湾省中央级<br>Tai Wan Provincial |                    |                    | 地方省级<br>Sub-Provincial Gov't |                    |                    | 院辖市级<br>Municipal Gov't |                    |                    |
|------------|------------------------------|--------------------|--------------------|------------------------------|--------------------|--------------------|-------------------------|--------------------|--------------------|
|            | 发行额<br>Issues                | 偿还额<br>Redemptions | 余额<br>Out-standing | 发行额<br>Issues                | 偿还额<br>Redemptions | 余额<br>Out-standing | 发行额<br>Issues           | 偿还额<br>Redemptions | 余额<br>Out-standing |
| 1987       | 460                          | 144                | 1 051              | 50                           | 12                 | 137                | 43                      | 10                 | 120                |
| 1988       | 645                          | 182                | 1 514              | 87                           | 15                 | 209                | 30                      | 16                 | 134                |
| 1989       | 440                          | 256                | 1 698              | 124                          | 18                 | 315                | 101                     | 20                 | 214                |
| 1990       |                              | 424                | 1 274              | 134                          | 28                 | 421                | 3                       | 25                 | 193                |
| 1991       | 1 745                        | 418                | 2 602              | 269                          | 56                 | 633                | 76                      | 27                 | 242                |
| 1992       | 2 250                        | 341                | 4 511              | 200                          | 81                 | 752                | 54                      | 43                 | 252                |
| 1993       | 2 100                        | 475                | 6 135              | 200                          | 151                | 801                | 73                      | 38                 | 287                |

附录1-22 主要金融指标  
A1-22 PRINCIPAL FINANCIAL INDICATORS

| 年份<br>Year | 货币供应额<br>(新台币亿元)<br>Money Supply<br>(NT \$100 000 000) | 流动性负债<br>(新台币亿元)<br>Liquid Liabilities<br>(NT \$100 000 000) | 储备货币<br>(新台币亿元)<br>Reserve Money<br>(NT \$100 000 000) | 存款<br>(新台币亿元)<br>Deposits<br>(NT \$100 000 000) | 放款与投资<br>(新台币亿元)<br>Loans & Investments<br>(NT \$100 000 000) | 利率<br>(年息%)<br>Rediscount Rate<br>(% annum) | 汇率<br>(新台币/美元)<br>Exchange Rates of Selling<br>(NT \$/US \$) |
|------------|--|--|--|---|---|---|--|
| 1988       | 17 055   | 53 439   | 6 928  | 50 744  | 33 774  | 4.500                                       | 28.22  |
| 1989       | 19 322   | 62 383   | 9 665  | 59 439  | 43 907  | 7.750                                       | 26.17  |
| 1990       | 18 782   | 70 092   | 10 527   | 64 946  | 50 497  | 7.750                                       | 27.11  |
| 1991       | 19 895   | 84 030   | 11 282   | 75 991  | 61 590  | 6.250                                       | 25.80  |
| 1992       | 22 966   | 97 950   | 12 331   | 91 161  | 78 972  | 5.625                                       | 25.47  |
| 1993       | 24 866   | 113 386  | 13 478   | 104 892   | 93 828  | 5.500                                       | 26.72  |

附录1-23 股票交易  
A1-23 TRANSACTIONS OF LISTED STOCK

单位：新台币百万元

(NT \$1 000 000)

| 年份<br>Year | 上市股票<br>Listed Stock |               |                        |                           | 股票成交额<br>Total Trading Value | 股票指数<br>(1966年=100)<br>Stock Price Index<br>(1966=100) |
|------------|----------------------|---------------|------------------------|---------------------------|------------------------------|--|
|            | 公司数(家)<br>Number     | 种类(种)<br>Kind | 总面值<br>Total Par Value | 总市值<br>Total Market Value |                              |  |
| 1988       | 163                  | 171           | 343 579                | 3 383 280                 | 7 868 023                    | 5 202.21   |
| 1989       | 181                  | 190           | 421 300                | 6 174 164                 | 25 407 963                   | 8 616.14   |
| 1990       | 199                  | 213           | 506 425                | 2 681 911                 | 19 031 282                   | 6 775.32   |
| 1991       | 221                  | 234           | 616 707                | 3 184 028                 | 9 682 738                    | 4 928.83   |
| 1992       | 256                  | 286           | 735 569                | 2 545 302                 | 5 917 079                    | 4 271.63   |
| 1993       | 285                  | 325           | 890 513                | 5 143 626                 | 9 056 716                    | 4 214.78   |

附录1-24 入学率和教育经费

A1-24 NET ENROLLMENT RATE AND PUBLIC EXPENDITURES  
ON EDUCATION AT CURRENT MARKET PRICE

单位: %

(%)

| 年份<br>Year | 净入学率 (6-21岁)<br>Net Enrollment Rate (age 6-21) |  |   |   |  | 6岁以上<br>文盲率<br>Percentage<br>of Illiterates<br>6 Years of<br>Age and Over | 教育经费<br>Public Expenditure on Education    |                         |
|------------|--|--|---|---|--|---|--|-------------------------|
|            | 总计<br>Total                                    | 义务教育<br>(6-14岁)<br>Compulsory<br>Education<br>(age 6-14) | 初等教育<br>(6-11岁)<br>Primary<br>Education<br>(age 6-11) | 中等教育<br>(12-17岁)<br>Secondary<br>Education<br>(age 12-17) | 高等教育<br>(18-21岁)<br>Higher<br>Education<br>(age 18-21) |   | 总计(亿新台币)<br>Total<br>(NT \$100 000<br>000) | 占国民生产总值%<br>As % of GNP |
| 1980       | 69.13  | 94.78  | 97.56   | 70.98   | 11.07  | 10.3  | 741.13①                                    | 4.54①                   |
| 1983       | 71.81  | 95.43  | 96.70   | 76.14   | 12.40  | 9.1   | 1 109.42                                   | 5.58                    |
| 1984       | 72.60  | 95.65  | 96.29   | 78.11   | 12.57  | 8.8   | 1 111.21                                   | 4.95                    |
| 1985       | 75.07  | 95.65  | 96.30   | 78.29   | 13.88  | 8.5   | 1 239.15                                   | 9.06                    |
| 1986       | 75.01  | 95.95  | 96.75   | 81.50   | 14.23  | 8.1   | 1 378.99                                   | 5.14                    |
| 1987       | 75.97  | 96.09  | 96.97   | 82.39   | 14.82  | 7.8   | 1 480.48                                   | 4.73                    |
| 1988       | 77.18  | 96.40  | 97.96   | 82.88   | 15.95  | 7.4   | 1 683.83                                   | 4.92                    |
| 1989       | 76.66  | 96.77  | 97.74   | 83.88   | 17.18  | 7.1   | 2 005.50                                   | 5.33                    |
| 1990       | 78.62  | 97.12  | 98.04   | 85.44   | 18.93  | 6.8   | 2 452.80                                   | 5.90                    |
| 1991       | 79.58  | 97.97  | 98.70   | 86.19   | 21.01  | 6.4   | 3 009.65                                   | 6.63                    |
| 1992       | 79.35  | 97.03  | 98.92   | 86.46   | 23.47  | 6.2   | 3 532.86                                   | 6.69                    |

注:①为1981年数。

Note:①Data refer to 1981.

附录1-25 科技人员数和科研开发经费

A1-25 NUMBER OF SCIENTISTS, ENGINEERS AND TECHNICIANS  
AND EXPENDITURES ON R & D

| 年份<br>Year | 科技人员数(人)<br>Number of Scientists, Engineers and<br>Technicians Engaged in Research and<br>Experimental Development (Headcount) |  |                    | 科研开发经费<br>Expenditures for Research<br>and Experimental<br>Development |                                | 占科研开发经费<br>比重(%)<br>As % of Expenditures<br>for Research and<br>Development (%) |                 |
|------------|--|--|--------------------|--|--------------------------------|---|-----------------|
|            | 总计<br>Total  | 科学家和<br>工程师<br>Scientists &<br>Engineers | 技术员<br>Technicians | 总计<br>(新台币亿元)<br>Total<br>(NT \$100 000<br>000)                        | 占国民生<br>产总值%<br>As % of<br>GNP | 政府经费<br>Government  | 民间经费<br>Private |
| 1982       | 23 262   | 18 386                                   | 4 876              | 169  | 0.89                           | 58.2  | 41.8            |
| 1983       | 29 893   | 18 580                                   | 11 313             | 192  | 0.91                           | 61.2  | 38.8            |
| 1984       | 36 526   | 22 354                                   | 14 172             | 224  | 0.95                           | 63.3  | 36.7            |
| 1985       | 36 710   | 24 600                                   | 12 110             | 254  | 1.01                           | 63.6  | 36.4            |
| 1986       | 41 913   | 27 747                                   | 14 166             | 287  | 0.98                           | 60.1  | 39.9            |
| 1987       | 50 254   | 32 863                                   | 17 391             | 368  | 1.12                           | 50.8  | 49.2            |
| 1988       | 52 096   | 35 437                                   | 16 659             | 438  | 1.22                           | 56.6  | 43.4            |
| 1989       | 57 903   | 39 742                                   | 18 161             | 548  | 1.38                           | 47.7  | 52.3            |
| 1990       | 65 582   | 46 071                                   | 19 511             | 715  | 1.65                           | 45.8  | 54.2            |
| 1991       | 69 017   | 46 173                                   | 22 844             | 818  | 1.70                           | 52.1  | 47.9            |

附录1-26 医院、病床和医务人员情况  
A1-26 MEDICAL FACILITIES AND HEALTH PERSONNEL

| 年份<br>Year | 医疗机构<br>(所)<br>Number of<br>Medical Care<br>Facilities<br>(Hospitals) | 平均每一机<br>构服务人数<br>(人)<br>Population<br>Served Per<br>Medical Care<br>Facility<br>(persons) | 病床数<br>(床)<br>Beds<br>(Beds) | 每万人病床数<br>(床)<br>Beds Per<br>10 000<br>Populations<br>(Beds) | 从业医务人员<br>(人)<br>Health<br>Personnel<br>(persons) | 每万人拥有<br>医务人员<br>(人)<br>Health<br>Personnel<br>Per 10 000<br>Population |
|------------|---|--|------------------------------|--|---|---|
| 1983       | 11 951  | 1 556  | 57 419                       | 30.65  | 52 648  | 28.10   |
| 1984       | 12 013  | 1 559  | 62 467                       | 32.86  | 57 404  | 30.19   |
| 1985       | 12 323  | 1 553  | 74 081                       | 38.47  | 66 278  | 34.42   |
| 1986       | 12 533  | 1 608  | 80 991                       | 41.63  | 69 339  | 35.64   |
| 1987       | 12 199  | 1 613  | 86 328                       | 43.88  | 77 246  | 39.27   |
| 1988       | 12 215  | 1 629  | 88 572                       | 44.50  | 83 045  | 41.72   |
| 1989       | 12 267  | 1 639  | 86 693                       | 43.12  | 85 599  | 42.57   |
| 1990       | 12 902  | 1 578  | 89 151                       | 43.80  | 91 153  | 44.79   |
| 1991       | 13 661  | 1 505  | 92 785                       | 45.14  | 96 921  | 47.15   |
| 1992       | 14 468  | 1 434  | 96 084                       | 46.30  | 1 02 977  | 49.62   |

附录1-27 家庭设备普及率  
A1-27 PERCENT OF FAMILIES OWNING OF HOUSEHOLD APPLIANCES

单位: 户/百户

(households/100 households)

| 年份<br>Year | 彩色电视机<br>Color T. V.<br>Set | 冰箱<br>Refrigerator | 空调<br>Air<br>Conditioner | 洗衣机<br>Washing<br>Machine | 电话机<br>Telephone | 汽车<br>Automobile | 家用电脑<br>Family<br>Computer |
|------------|-----------------------------|--------------------|--------------------------|---------------------------|------------------|------------------|----------------------------|
| 1982       | 83.12                       | 94.33              | 17.16                    | 70.52                     | 67.65            | 7.23             |                            |
| 1983       | 87.79                       | 95.44              | 19.72                    | 73.68                     | 74.35            | 9.30             | 1.46                       |
| 1984       | 90.41                       | 96.13              | 22.91                    | 75.49                     | 80.51            | 10.38            | 1.94                       |
| 1985       | 92.31                       | 96.67              | 23.95                    | 77.84                     | 82.12            | 11.91            | 2.32                       |
| 1986       | 94.42                       | 97.11              | 25.45                    | 79.49                     | 85.25            | 13.63            | 2.92                       |
| 1987       | 95.78                       | 97.41              | 28.66                    | 81.33                     | 87.20            | 15.54            | 3.55                       |
| 1988       | 97.34                       | 97.93              | 34.29                    | 83.97                     | 89.11            | 19.21            | 3.95                       |
| 1989       | 97.80                       | 98.25              | 41.74                    | 86.82                     | 91.51            | 24.90            | 5.42                       |
| 1990       | 98.26                       | 98.37              | 47.26                    | 88.79                     | 93.08            | 29.07            | 6.77                       |
| 1991       | 99.16                       | 98.96              | 52.37                    | 89.53                     | 94.75            | 33.67            | 9.57                       |
| 1992       | 99.30                       | 98.93              | 56.14                    | 90.38                     | 95.13            | 38.94            | 11.76                      |

# 附录二 香港主要社会经济指标

MAIN SOCIAL AND ECONOMIC  
INDICATORS OF HONG KONG

---

---



附录2-1 人口主要指标  
A2-1 MAIN INDICATORS OF POPULATION

|             |                          |           | 1980   | 1990   | 1991   | 1992   |
|-------------|--------------------------|-----------|--------|--------|--------|--------|
| 面积 (平方公里)   | Area                     | (km. sq)  |        |        |        |        |
| 年底人口数 (万人)  | Year-End Population      | (10 000)  | 506.0  | 570.5  | 575.5  | 581.2  |
| 出生率 (%)     | Birth Rate               | (%)       | 17.0   | 12.0   | 12.0   | 12.3   |
| 死亡率 (%)     | Death Rate               | (%)       | 5.0    | 5.2    | 5.0    | 5.3    |
| 婴儿死亡率 (%)   | Infant Mortality Rate    | (%)       | 11.2   | 6.2    | 6.4    | 4.8    |
| 人口自然增长率 (%) | Rate of Natural Increase | (%)       | 12.0   | 6.8    | 7.0    | 7.0    |
| 结婚人口 (人)    | Marriage Population      | (Persons) | 51 111 | 47 168 | 42 568 | 45 702 |
| 离婚人口 (人)    | Divorce Decrees          | (Persons) | 2 421  | 5 551  | 6 295  | 5 650  |
| 平均期望寿命 (岁)  | Life Expectancy at Birth | (Years)   |        |        |        |        |
| 男           | Male                     |           | 71.6   | 74.6   | 75.1   | 75.1   |
| 女           | Female                   |           | 77.9   | 80.3   | 80.6   | 80.7   |

附录2-2 劳动力行业构成与失业状况  
A2-2 LABOR FORCE AND EMPLOYMENT

|                |   |           | 1989    | 1990    | 1991    | 1992    |
|----------------|---|-----------|---------|---------|---------|---------|
| 劳动力总人数 (万人)    | Total   | (10 000)  | 275.3   | 274.8   | 279.9   | 279.3   |
| 男              | Male  |           | 175.1   | 174.8   | 175.3   | 176.6   |
| 女              | Female  |           | 100.2   | 100.0   | 104.6   | 102.7   |
| 按行业分类 (人)      | Labour Force by Industry                                | (Persons) |         |         |         |         |
| 农业、渔业          | Agriculture and Fishing                                 |           | 31 000  | 23 500  | 22 400  | 19 000  |
| 采矿业            | Mining and Quarrying                                    |           | 600     | 600     | 400     | 400     |
| 纺织和服装          | Textiles and Wearing Apparel                            |           | 349 300 | 232 420 | 307 800 | 267 800 |
| 制造业            | Manufacturing   |           | 475 500 | 437 200 | 421 200 | 398 000 |
| 电、煤气、水         | Electricity, Gas and Water                              |           | 17 300  | 18 700  | 18 200  | 20 100  |
| 建筑业            | Construction  |           | 234 100 | 229 100 | 230 000 | 237 800 |
| 批发、零售、旅馆       | Wholesale and Retail Sale, Restaurants and Hotels       |           | 693 600 | 713 000 | 744 900 | 762 600 |
| 运输、仓储和通信       | Transport, Storage and Communications                   |           | 265 700 | 272 300 | 278 100 | 299 600 |
| 金融、保险、不动产和产业服务 | Financing, Insurance, Real estate and Business Services |           | 204 400 | 210 200 | 231 400 | 234 900 |
| 其它服务业          | Other Services  |           | 502 900 | 514 900 | 539 400 | 564 100 |
| 失业人数 (人)       | Unemployment  | (Persons) | 29 700  | 36 600  | 50 300  | 54 600  |
| 失业率 (%)        | Unemployment Rate                                       | (%)       | 1.1     | 1.3     | 1.8     | 2.0     |



附录2-3 国内生产总值  
A2-3 GROSS DOMESTIC PRODUCTS

| 年份<br>Year | 国内生产总值<br>Gross Domestic Product |                              |                           | 人均国内生产总值<br>Per Capita GDP |            |
|------------|----------------------------------|------------------------------|---------------------------|----------------------------|------------|
|            | 亿港元<br>(HK\$ 100 000 000)        | 比上年增长%①<br>Growth Rate<br>%① | 亿美元<br>(US\$ 100 000 000) | 港元<br>HK\$                 | 美元<br>US\$ |
| 1988       | 4 337                            | 8.3                          | 526                       | 77 059                     | 9 250      |
| 1989       | 4 992                            | 2.8                          | 592                       | 87 784                     | 11 254     |
| 1990       | 5 596                            | 3.2                          | 667                       | 97 968                     | 12 578     |
| 1991       | 6 434                            | 4.1                          | 676                       | 111 799                    | 14 387     |
| 1992       | 7 474                            | 5.3                          |                           | 128 613                    | 16 615     |

注:①按1980年价格计算。

Notes:①At 1980 constant market prices.

附录2-4 国内生产总值用途  
A2-4 EXPENDITURES ON GROSS DOMESTIC PRODUCTS

单位: 百万港元 (HK\$ 1 000 000)

| 年份<br>Year | 国内生产总值<br>Gross Domestic Product | 个人最终消费支出<br>Private Consumption | 政府最终消费支出<br>Government Consumption | 固定资本形成<br>Gross Fixed Capital Formation | 库存增加<br>Change in Stocks | 商品出口<br>Exports of Goods (f. o. b.) | 减: 商品进口<br>Less Imports of Goods (c. i. f.) | 劳务出口<br>Exports of Services | 减: 劳务进口<br>Less Imports of Services |
|------------|----------------------------------|---------------------------------|------------------------------------|---|--------------------------|-------------------------------------|---|-----------------------------|-------------------------------------|
| 1988       | 433 657                          | 251 803                         | 30 008                             | 115 742                                 | 14 132                   | 493 069                             | 501 174                                     | 85 490                      | 55 413                              |
| 1989       | 499 157                          | 284 581                         | 36 326                             | 134 821                                 | 3 463                    | 570 509                             | 565 219                                     | 98 040                      | 63 364                              |
| 1990       | 558 859                          | 329 192                         | 43 517                             | 153 046                                 | 5 728                    | 639 874                             | 645 200                                     | 108 556                     | 75 854                              |
| 1991       | 643 382                          | 391 314                         | 51 510                             | 177 332                                 | 4 098                    | 765 886                             | 782 042                                     | 121 496                     | 86 212                              |
| 1992       | 747 432                          | 451 757                         | 64 146                             | 206 593                                 | 10 959                   | 924 952                             | 958 462                                     | 143 522                     | 96 035                              |

附录2-5 国内生产总值部门构成  
A2-5 COMPOSITION OF GROSS DOMESTIC PRODUCTS BY KIND OF ACTIVITY

单位: 亿港元 (HK\$ 100 000 000)

| 年份<br>Year | 国内生产总值<br>Gross Domestic Product | 农业和渔业<br>Agriculture and Fishing | 采矿业<br>Mining and Quarrying | 制造业<br>Manufacturing | 电、煤气、水<br>Electricity, Gas and Water | 建筑业<br>Construction |
|------------|----------------------------------|----------------------------------|-----------------------------|----------------------|--------------------------------------|---------------------|
| 1987       | 3 676.0                          | 13.6                             | 2.6                         | 757.7                | 96.9                                 | 164.0               |
| 1988       | 4 336.6                          | 14.4                             | 2.3                         | 831.8                | 102.0                                | 199.0               |
| 1989       | 4 991.6                          | 14.2                             | 2.2                         | 896.5                | 108.6                                | 249.4               |
| 1990       | 5 588.6                          | 14.3                             | 2.1                         | 922.4                | 126.1                                | 298.4               |
| 1991       | 6 429.3                          | 14.4                             | 2.2                         | 926.9                | 135.2                                | 344.9               |
| 1992       | 7 454.1                          | 14.7                             | 2.4                         | 930.4                | 156.4                                | 364.7               |

续表 1 continued

| 年份<br>Year | 商业、饭店、旅馆<br>Wholesale, Retail<br>Sale and Import/<br>Export Trade, Rest-<br>aurants and Hotels | 运输、仓储、通信<br>Transport, Storage<br>and Communications | 金融、保险、不动<br>产和产业服务<br>Financing, Insurance<br>Real Estate and<br>Business Services | 房屋所有权<br>Ownership of<br>Premises | 社团服务和<br>个人服务<br>Community, Social<br>and Personal<br>Services |
|------------|--|--|--|-----------------------------------|--|
| 1988       | 985.2  | 380.5  | 794.4  | 435.3                             | 602.0  |
| 1989       | 1 140.0  | 422.1  | 940.3  | 517.3                             | 692.2  |
| 1990       | 1 305.4  | 505.3  | 1 118.3  | 581.4                             | 803.3  |
| 1991       | 1 556.2  | 577.5  | 1 388.9  | 665.5                             | 945.6  |
| 1992       | 1 872.4  | 676.0  | 1 682.9  | 775.6                             | 1 107.3  |

附录2-6 制造业生产指数  
A2-6 INDICES OF MANUFACTURING INDUSTRY

(1986年=100)

(1986=100)

| 年份<br>Year | 总 计<br>Total | 食品、饮料<br>和烟草<br>Food, Beverages<br>and Tobacco | 服装(不包括针<br>织品和鞋类)<br>Wearing Apparel,<br>(Except Footwear<br>and Knitting) | 纺织品(包括<br>针织品)<br>Textiles<br>(Including<br>Knitting) | 造纸和印刷<br>Paper Products<br>and Printing | 化学品、橡胶<br>非金属矿产品<br>Chemicals,<br>Rubber, Plastic<br>and Non-Meta-<br>llic Mineral<br>Products |
|------------|--------------|--|--|---|---|--|
| 1984       | 91           | 80   | 91   | 77  | 86                                      | 83   |
| 1985       | 87           | 93   | 84   | 80  | 86                                      | 88   |
| 1986       | 100          | 100  | 100  | 100   | 100                                     | 100  |
| 1987       | 116          | 108  | 115  | 114   | 126                                     | 107  |
| 1988       | 123          | 122  | 114  | 111   | 153                                     | 104  |
| 1989       | 124          | 127  | 116  | 117   | 167                                     | 95   |
| 1990       | 123          | 142  | 113  | 115   | 182                                     | 90   |
| 1991       | 124          | 147  | 110  | 120   | 201                                     | 85   |
| 1992       | 126          | 155  | 111  | 125   | 235                                     | 81   |

续表 1 continued

| 年份<br>Year | 塑料产品<br>Plastic<br>Products | 有色金属、<br>金属制品和<br>非电气机械<br>Basic Metals<br>and Fabricated<br>Metal Products<br>Non-Electronic<br>Machinery | 电子电气产品<br>、专业设备<br>及光学仪器<br>Electrical and<br>Electronic<br>Products,<br>Machinery,<br>Professional<br>Equipment and<br>Optical Goods | 家用电子<br>电气产品<br>Consumer<br>Electrical<br>and<br>Electronic<br>Products | 电子电气机械<br>及零配件<br>Machine,<br>Equipment, and<br>Apparatus,<br>Parts and<br>Components | 其它<br>Others |
|------------|-----------------------------|--|---|---|---|--------------|
| 1984       | 89                          | 93   | 90  | 95  | 94  | 119          |
| 1985       | 87                          | 89   | 89  | 86  | 94  | 89           |
| 1986       | 100                         | 100  | 100   | 100   | 100   | 100          |
| 1987       | 106                         | 116  | 126   | 136   | 132   | 109          |
| 1988       | 101                         | 138  | 145   | 136   | 158   | 114          |
| 1989       | 88                          | 126  | 147   | 131   | 166   | 105          |
| 1990       | 76                          | 113  | 149   | 133   | 164   | 104          |
| 1991       | 70                          | 111  | 153   | 132   | 178   | 99           |
| 1992       | 65                          | 106  | 156   | 127   | 205   | 97           |

## 附录2-7 制造业企业指标 (1991年)

## A2-7 MAIN INDICATORS OF MANUFACTURING INDUSTRY (1991)

|                     |   | 企业数                                 | 从业人员                            | 雇员工薪   | 总产出                                      | 增加值                                     | 固定资产<br>新增值   |
|---------------------|---|-------------------------------------|---------------------------------|--|--|---|---|
|                     |   | (个)                                 | (人)                             | (亿港元)  | (亿港元)                                    | (亿港元)                                   | (亿港元)   |
|                     |   | Number<br>of<br>Establi-<br>shments | Number of<br>Persons<br>Engaged | Compensa-<br>tion of<br>Employees<br>(HK\$ 100<br>000 000) | Gross<br>Output<br>(HK\$ 100<br>000 000) | Value<br>Added<br>(HK\$ 100<br>000 000) | Gross<br>Additions<br>to Fixed<br>Assets<br>(HK\$ 100<br>000 000) |
| 制造业合计               | Total   | 43 893                              | 651 404                         | 530.8  | 3 242.2                                  | 926.9                                   | 114.3   |
| 食品                  | Food  | 838                                 | 21 310                          | 19.4   | 101.6                                    | 34.7                                    | 4.4   |
| 饮料                  | Beverages Industries  | 12                                  | 4 544                           | 6.0  | 34.4                                     | 12.3                                    | -0.5  |
| 烟草                  | Tobacco Manufactures  | 4                                   | 1 353                           | 2.4  | 50.4                                     | 22.7                                    | 2.5   |
| 成衣                  | Wearing Apparel   | 7 443                               | 187 496                         | 131.3  | 635.1                                    | 184.2                                   | 13.5  |
| 皮革及皮革制品             | Leather and Leather Products  | 415                                 | 4 015                           | 2.6  | 17.7                                     | 4.2                                     | 0.4   |
| 鞋(不包括橡胶鞋<br>和塑料鞋)   | Footwear, Except Rubber,<br>Plastic and Wooden Footwear   | 234                                 | 2 619                           | 1.6  | 8.3                                      | 2.2                                     | 0.1   |
| 纺织品(包括针织品)          | Textiles(Including Kintting)  | 4 684                               | 99 234                          | 85.4   | 537.4                                    | 140.1                                   | 18.1  |
| 木及木制品(不包括<br>家具)    | Wood and Cork Products,<br>Except Furniture   | 583                                 | 2 540                           | 1.5  | 8.9                                      | 2.3                                     | 0.2   |
| 家具                  | Furniture and Fixtures,   | 786                                 | 3 894                           | 2.8  | 12.7                                     | 4.3                                     | 0.2   |
| 纸和纸制品               | Paper and Paper Products  | 1 517                               | 14 804                          | 12.8   | 82.9                                     | 24.1                                    | 4.0   |
| 印刷出版                | Printing, Publishing and<br>Allied Industries   | 4 978                               | 41 221                          | 38.2   | 171.3                                    | 70.5                                    | 12.4  |
| 化学和化学制品             | Chemicals and Chemical<br>Products  | 686                                 | 7 758                           | 8.2  | 65.2                                     | 20.3                                    | -0.7  |
| 石油和煤制品              | Products of Petroleum and<br>Coal   | 5                                   | 137                             | 0.2  | 2.0                                      | 0.8                                     | 0.1   |
| 橡胶制品                | Rubber Products   | 136                                 | 1 062                           | 0.8  | 2.9                                      | 1.2                                     | 0.2   |
| 塑料制品                | Plastic Products  | 3 795                               | 38 725                          | 28.7   | 163.2                                    | 52.4                                    | 8.9   |
| 非金属制品               | Non-Metallic Mineral<br>Products, Except Products<br>of Petroleum and Coal  | 304                                 | 4 487                           | 4.6  | 49.1                                     | 10.3                                    | 2.3   |
| 有色金属                | Basic Metal Industries  | 160                                 | 2 902                           | 3.5  | 45.7                                     | 7.1                                     | 1.5   |
| 金属制品                | Fabricated Metal Products,<br>Except Machinery and<br>Equipment   | 5 855                               | 46 366                          | 33.1   | 200.6                                    | 59.2                                    | 6.5   |
| 机械设备及零配件            | Machinery, Equipment,<br>Appartus Parts and<br>Components, Not Elsewhere<br>Classified  | 5 885                               | 41 161                          | 33.3   | 206.1                                    | 63.4                                    | 11.1  |
| 电子零部件、专用<br>电器、电子玩具 | Electronic parts and<br>Components, Electrical<br>Appliances and Houseware<br>and Electronic Toys   | 562                                 | 33 127                          | 29.4   | 172.8                                    | 54.8                                    | 9.4   |
| 办公设备                | Office, Accounting and<br>Computing Machinery   | 198                                 | 18 660                          | 16.1   | 223.3                                    | 44.7                                    | 5.5   |
| 通信设备                | Radio Television and<br>Communication Equipment<br>and Apparatus  | 170                                 | 9 401                           | 7.9  | 63.1                                     | 15.2                                    | 2.1   |
| 专业和科学、测量<br>和控制设备   | Professional and Scienti-<br>fic, Measuring and<br>Controlling Equipment,<br>Not Elsewhere Classified,<br>and Photographic and<br>Optical Goods | 1 369                               | 27 157                          | 21.0   | 214.7                                    | 38.4                                    | 6.2   |
| 运输设备                | Transport Equipment   | 567                                 | 13 634                          | 20.0   | 44.5                                     | 27.2                                    | 1.2   |
| 其它                  | Other   | 2 725                               | 23 798                          | 20.2   | 128.6                                    | 30.2                                    | 4.8   |

附录2-8 电力、煤气和水消费量  
A2-8 CONSUMPTION OF ELECTRICITY, GAS AND WATER

| 年份<br>Year | 电 力(万亿焦耳)<br>Electricity(terajoules) |                       |                        |                            |                            | 煤气(万亿焦耳)<br>Gas(terajoules) |                       |                        | 水<br>(百万立方米)                   |
|------------|--------------------------------------|-----------------------|------------------------|----------------------------|----------------------------|-----------------------------|-----------------------|------------------------|--------------------------------|
|            | 民用<br>Domestic                       | 商用<br>Commer-<br>cial | 工业用<br>Indus-<br>trial | 街道照明<br>Street<br>Lighting | 出口大陆<br>Export<br>to China | 民用<br>Domestic              | 商用<br>Commer-<br>cial | 工业用<br>Indus-<br>trial | Water<br>(1 000 000<br>cub. m) |
| 1984       | 10 817                               | 24 609                | 18 543                 | 196                        | 2 663                      | 2 476                       | 3 174                 | 257                    | 627                            |
| 1985       | 11 519                               | 26 793                | 18 819                 | 208                        | 3 780                      | 4 036                       | 3 669                 | 273                    | 637                            |
| 1986       | 12 808                               | 29 180                | 21 391                 | 213                        | 4 350                      | 4 593                       | 4 123                 | 327                    | 703                            |
| 1987       | 14 022                               | 32 403                | 23 979                 | 222                        | 4 904                      | 5 254                       | 4 930                 | 399                    | 750                            |
| 1988       | 15 711                               | 34 818                | 24 876                 | 228                        | 5 186                      | 6 127                       | 5 680                 | 440                    | 808                            |
| 1989       | 17 075                               | 38 097                | 25 178                 | 239                        | 6 371                      | 6 943                       | 6 218                 | 510                    | 845                            |
| 1990       | 19 037                               | 41 582                | 24 934                 | 248                        | 6 470                      | 7 596                       | 6 877                 | 583                    | 873                            |
| 1991       | 20 586                               | 45 245                | 25 051                 | 259                        | 11 019                     | 8 133                       | 7 404                 | 701                    | 884                            |
| 1992       | 21 716                               | 47 971                | 24 194                 | 271                        | 17 866                     | 9 152                       | 8 232                 | 823                    | 889                            |

附录2-9 房地产企业的经营概况  
A2-9 MANAGEMENT OF REAL ESTATE ENTERPRISES

单位: 百万港元

(HK\$1 000 000)

| 年份<br>Year | 企业数<br>(个)<br>Number<br>of<br>Estab-<br>lish-<br>ments | 从业人员<br>(人)<br>Number<br>of<br>Persons<br>Directly<br>Engaged | 雇员工新<br>Compen-<br>sation<br>of<br>Employees | 各种燃料、<br>电、水和维修<br>等服务消耗<br>Consumption<br>of Sundry<br>Supplies<br>Fuels<br>Electricity<br>& Water &<br>Maintenance<br>Services | 其他经营<br>支出<br>Miscel-<br>laneous<br>Opera-<br>ting<br>Expenses | 房地产开<br>发利润<br>Gross<br>Margin<br>of<br>Real<br>Estate<br>Develop-<br>ment | 服务和租<br>金收入<br>Service<br>& Rental<br>Income | 增加值<br>Value<br>Added | 总盈余<br>Gross<br>Surplus | 固定资产<br>增值<br>Gross<br>Additions<br>to fixed<br>Assets |
|------------|--|---|--|--|--|--|--|-----------------------|-------------------------|--|
| 1984       | 3 285  | 24 762  | 1 063  | 1 042  | 4 265  | 6 090  | 8 522  | 13 171                |                         | 3 295  |
| 1985       | 3 652  | 28 913  | 1 298  | 1 180  | 4 230  | 6 217  | 10 149                                       | 14 087                | 10 001                  | -808   |
| 1986       | 3 699  | 31 728  | 1 582  | 1 339  | 4 793  | 8 727  | 10 596                                       | 16 819                | 12 075                  | 915  |
| 1987       | 4 123  | 33 307  | 1 759  | 1 495  | 4 718  | 13 906   | 11 807                                       | 22 589                | 18 223                  | 4 738  |
| 1988       | 4 814  | 37 992  | 2 493  | 1 840  | 5 778  | 20 068   | 16 198                                       | 32 196                | 26 675                  | 5 281  |
| 1989       | 5 522  | 40 393  | 2 691  | 2 170  | 8 172  | 23 028   | 21 830                                       | 39 869                | 31 051                  | 10 364   |
| 1990       | 6 388  | 40 410  | 3 355  | 2 541  | 9 336  | 25 359   | 26 595                                       | 45 837                | 34 869                  | 5 941  |
| 1992       | 7 415  | 50 754  | 4 436  | 3 049  | 11 776   | 28 128   | 30 521                                       | 50 795                | 37 193                  | 8 689  |

附录2-10 居民住房占有情况  
A2-10 HOUSING CONDITIONS OF URBAN AND RURAL RESIDENTS

单位：户

(Number of households)

|              |   | 1971    | 1976    | 1981      | 1986      | 1991      |
|--------------|---|---------|---------|-----------|-----------|-----------|
| 合计数          | Total   | 846 670 | 990 290 | 1 237 643 | 1 445 689 | 1 580 072 |
| 自有住房的户数      | Owner-Occupier                                      | 152 874 | 229 620 | 345 026   | 506 926   | 673 067   |
| 一户独租住房的户数    | Sole Tenant   | 384 897 | 459 140 | 545 158   | 657 818   | 719 954   |
| 主要为一户租用的住房户数 | Main Tenant   | 50 160  | 42 090  | 48 634    | 24 353    | 12 209    |
| 部分租用住房户数     | Sub-Tenant  | 170 992 | 143 240 | 145 382   | 73 570    | 41 505    |
| 合租住房的户数      | Co-Tenant   | 34 866  | 46 570  | 68 910    | 85 274    | 63 683    |
| 免费住房的户数      | Rent free   | 52 881  | 34 980  | 30 534    | 31 486    | 16 969    |
| 由雇主提供住房的户数   | Provided by Employer (Including All Staff Quarters) |         | 34 650  | 53 999    | 66 262    | 52 685    |

附录2-11 运输服务企业指标 (1991年)  
A2-11 INDICATORS OF TRAFFIC SERVICES ENTERPRISES (1991)

单位：百万港元

(HK\$1 000 000)

|                |   | 企业数<br>(个)<br>Number<br>of<br>Estab-<br>lish-<br>ments | 从业人员<br>(人)<br>Number<br>of<br>Persons<br>Engaged | 雇员工薪<br>Number<br>of<br>Empley-<br>ees | 经营费用<br>Opera-<br>ting<br>Expenses | 营业收入<br>Business<br>Income<br>Receipts<br>and<br>Other | 固定资产<br>增值<br>Gross<br>Assets<br>Addi-<br>tions to<br>Fixed | 增加值<br>Value<br>Added | 营业面积<br>(1 000平<br>米)<br>Floor<br>Area<br>(1 000<br>sq. m) |
|----------------|---|--|---|--|------------------------------------|--|---|-----------------------|--|
| 合计             | Total                                     | 39 134   | 178 430   | 19 273                                 | 95 751                             | 134 258  | 13 679  | 41 181                | 5 708  |
| 公路客运           | Land Passenger Transport                  | 19 962   | 48 662  | 3 551                                  | 6 378                              | 13 457   | 1 802   | 9 176                 | 1 323  |
| 公路货运           | Land Freight Transport                    | 14 328   | 39 606  | 2 262                                  | 5 572                              | 9 721  | 729   | 4 659                 | 133  |
| 公路运输服<br>务企业   | Supporting Services<br>to Land Transport  | 97   | 2 739   | 227                                    | 1 082                              | 1 742  | 603   | 797                   | 1 199  |
| 海洋运输           | Ocean and Coastal<br>Water Transport      | 392  | 15 769  | 2 702                                  | 9 136                              | 16 348   | 3 232   | 7 541                 | 1 600  |
| 内河水运           | Inland Water Transport                    | 820  | 5 955   | 581                                    | 1 199                              | 2 306  | 451   | 1 125                 | 97   |
| 水运服务<br>企业     | Supporting Services to<br>Water Transport | 2 112  | 11 474  | 1 224                                  | 4 446                              | 6 540  | 702   | 2 537                 | 534  |
| 空运             | Air Transport                             | 57   | 20 509  | 5 414                                  | 15 271                             | 26 635   | 5 695   | 10 492                | 380  |
| 与运输有关的<br>服务企业 | Services Incidental<br>to Transport       | 3 411  | 33 716  | 3 312                                  | 52 668                             | 57 508   | 465   | 4 855                 | 443  |

附录2-12 空运和水运

A2-12 TRAFFIC OF AVIATION AND WATERWAY TRANSPORT

|       |                                    | 1986   | 1987   | 1988   | 1989    | 1990    | 1991    | 1992    |
|-------|------------------------------------|--------|--------|--------|---------|---------|---------|---------|
| 飞机    | (架) Aircrafts (Number)             |        |        |        |         |         |         |         |
| 到达    | Arrivals                           | 32 438 | 36 823 | 43 507 | 47 140  | 52 886  | 54 863  | 60 488  |
| 起飞    | Departures                         | 32 436 | 36 820 | 43 517 | 47 160  | 52 896  | 54 855  | 60 490  |
| 远洋船只  | Ocean-Going Vessels                |        |        |        |         |         |         |         |
| 入港    | Arrivals                           |        |        |        |         |         |         |         |
| 数量    | (只) Number                         | 13 760 | 14 876 | 16 411 | 17 763  | 18 847  | 21 178  | 26 052  |
| 注册净吨位 | (千吨) NRT (1 000 ton)               | 82 371 | 89 960 | 98 041 | 107 637 | 112 325 | 119 111 | 134 682 |
| 出港    | Departures                         |        |        |        |         |         |         |         |
| 数量    | (只) Number                         | 13 761 | 14 853 | 16 365 | 17 785  | 18 824  | 21 217  | 25 939  |
| 注册净吨位 | (千吨) NRT (1 000 Ton)               | 82 423 | 90 010 | 97 756 | 107 859 | 112 158 | 119 302 | 134 529 |
| 内河船只  | River Vessels (Number)             |        |        |        |         |         |         |         |
| 入港    | Arrivals                           | 8 065  | 8 716  | 9 862  | 10 180  | 10 444  | 11 219  | 14 793  |
| 出港    | Departures                         | 8 066  | 8 716  | 9 861  | 10 184  | 10 445  | 11 220  | 14 797  |
| 水翼艇   | Hydrofoil Vessels (Number)         |        |        |        |         |         |         |         |
| 入港    | Arrivals                           | 24 039 | 25 265 | 26 506 | 28 513  | 30 057  | 30 631  | 31 104  |
| 出港    | Departures                         | 24 039 | 25 260 | 26 503 | 28 514  | 30 073  | 30 635  | 31 108  |
| 气垫渡船  | (只) Hoverferries (Number)          |        |        |        |         |         |         |         |
| 入港    | Arrivals                           | 5 759  | 5 984  | 5 987  | 5 377   | 4 825   | 4 471   | 7 097   |
| 出港    | Departures                         | 5 759  | 5 985  | 5 985  | 5 367   | 4 822   | 4 462   | 7 097   |
| 商船    | (只) River Trading Vessels (Number) |        |        |        |         |         |         |         |
| 入港    | Arrivals                           | 44 096 | 47 347 | 52 577 | 50 216  | 54 141  | 57 280  | 67 343  |
| 出港    | Departures                         | 43 940 | 47 232 | 52 500 | 50 412  | 54 262  | 56 879  | 67 040  |

注:NRT=注册净吨位。

Notes:NRT=net registered tons.

附录2-13 国际货运

A2-13 INTERNATIONAL FREIGHT TRAFFIC

单位: 万吨

(10 000 ton)

|      |                        | 1985  | 1986  | 1987  | 1988  | 1989  | 1990  | 1991  | 1992  |
|------|------------------------|-------|-------|-------|-------|-------|-------|-------|-------|
| 远洋船  | By Ocean-Going Vessels |       |       |       |       |       |       |       |       |
| 卸货   | Discharged             | 2 966 | 3 510 | 3 894 | 4 426 | 4 579 | 4 624 | 5 290 | 5 842 |
| 装货   | Loaded                 | 1 003 | 1 237 | 1 462 | 1 706 | 1 886 | 1 977 | 2 355 | 2 580 |
| 内河船  | By River Vessels       |       |       |       |       |       |       |       |       |
| 卸货   | Discharged             | 526   | 631   | 615   | 601   | 548   | 603   | 672   |       |
| 装货   | Loaded                 | 260   | 251   | 326   | 406   | 355   | 326   | 442   |       |
| 空运   | By Air                 |       |       |       |       |       |       |       |       |
| 卸货   | Discharged             | 18    | 20    | 23    | 29    | 31    | 35    | 37    | 42    |
| 装货   | Loaded                 | 25    | 33    | 38    | 41    | 42    | 45    | 48    | 53    |
| 铁路运输 | By Railway             |       |       |       |       |       |       |       |       |
| 卸货   | Discharged             | 138   | 180   | 189   | 173   | 175   | 185   | 174   | 154   |
| 装货   | Loaded                 | 20    | 37    | 37    | 48    | 45    | 37    | 39    | 37    |
| 公路运输 | By Road                |       |       |       |       |       |       |       |       |
| 卸货   | Discharged             | 144   | 212   | 297   | 353   | 410   | 456   | 550   | 642   |
| 装货   | Loaded                 | 125   | 170   | 244   | 322   | 386   | 450   | 549   | 574   |

附录2-14 新增机动车辆登记数  
A2-14 NEW REGISTRATION OF MOTOR VEHICLES

单位：辆

(Number of vehicles)

| 年份<br>Year | 总计<br>Total | 二轮摩托<br>Motor<br>Cycles | 私人小<br>汽车<br>Private<br>Cars | 出租 车<br>Taxis | 小公共<br>汽车<br>Light<br>Buses | 货车<br>Goods Vehicles |              |             |  |
|------------|-------------|-------------------------|------------------------------|---------------|-----------------------------|----------------------|--------------|-------------|--|
|            |             |                         |                              |               |                             | 轻型<br>Light          | 中型<br>Medium | 重型<br>Heavy | 专用货车<br>Special<br>Purpose<br>Vehicles |
| 1984       | 22 158      | 1 010                   | 6 569                        | 2 332         | 1 875                       |                      | 9 494        |             |  |
| 1985       | 29 452      | 1 028                   | 11 119                       | 2 277         | 1 236                       | 10 306               | 2 251        | 6           | 41                                     |
| 1986       | 34 330      | 1 100                   | 13 816                       | 2 391         | 689                         | 12 815               | 2 321        | 52          | 23                                     |
| 1987       | 47 367      | 1 601                   | 19 967                       | 2 897         | 497                         | 17 572               | 3 663        | 84          | 27                                     |
| 1988       | 49 713      | 2 070                   | 24 281                       | 2 911         | 666                         | 13 987               | 3 765        | 260         | 19                                     |
| 1989       | 52 679      | 3 189                   | 28 097                       | 3 673         | 874                         | 11 902               | 3 223        | 194         | 49                                     |
| 1990       | 53 496      | 3 278                   | 28 926                       | 3 880         | 747                         | 10 855               | 3 434        | 155         | 70                                     |
| 1991       | 54 748      | 4 018                   | 31 131                       | 3 928         | 836                         | 8 459                | 4 254        | 111         | 41                                     |
| 1992       | 68 450      | 3 911                   | 41 878                       | 3 065         | 727                         | 11 630               | 5 323        | 266         | 33                                     |

附录2-15 电话服务情况  
A2-15 TELEPHONE SERVICES

单位：千条

(1 000)

| 年份<br>Year | 申请数<br>Number of<br>Applications | 用户电话线<br>Number of Exchange Lines |                                |  | 线路能力<br>Effective Capacity<br>(Exchange Lines) |
|------------|----------------------------------|-----------------------------------|--------------------------------|--|--|
|            |                                  | 安装数<br>Installed During<br>Period | 中止数<br>Ceased During<br>Period | 年底实际使用数<br>Working at End<br>of Period |  |
| 1984       | 248                              | 235                               | 148                            | 1 641                                  | 1 905  |
| 1985       | 280                              | 265                               | 164                            | 1 742                                  | 1 998  |
| 1986       | 286                              | 274                               | 171                            | 1 844                                  | 2 108  |
| 1987       | 335                              | 326                               | 180                            | 1 989                                  | 2 213  |
| 1988       | 376                              | 366                               | 201                            | 2 154                                  | 2 441  |
| 1989       | 412                              | 402                               | 251                            | 2 305                                  | 2 544  |
| 1990       | 457                              | 449                               | 306                            | 2 447                                  | 2 688  |
| 1991       | 518                              | 491                               | 342                            | 2 596                                  | 2 823  |
| 1992       | 554                              | 523                               | 341                            | 2 778                                  | 2 997  |

## 附录2-16 商业、旅店服务业企业指标 (1991年)

## A2-16 INDICATORS OF BUSINESSES ENTERPRISES AND HOTEL SERVICES (1991)

单位: 百万港元

(HK\$ 1 000 000)

|                    |  | 企业数<br>(个)                               | 从业<br>人员<br>(人)                    | 雇<br>员<br>工<br>薪                     | 经<br>营<br>费<br>用      | 物<br>品<br>的<br>购<br>置                  | 库<br>存<br>变<br>动             | 销<br>售<br>额<br>和<br>其<br>他<br>收<br>入 | 增<br>加<br>值    | 固<br>定<br>资<br>产<br>增<br>值        | 营<br>业<br>面<br>积<br>(千<br>平<br>方<br>米) |
|--------------------|--|--|------------------------------------|--------------------------------------|-----------------------|--|------------------------------|--------------------------------------|----------------|-----------------------------------|--|
|                    |  | Number<br>of<br>Estab-<br>lish-<br>ments | Number<br>of<br>Persons<br>Engaged | Compensation<br>of<br>Emp-<br>loyees | Operating<br>Expenses | Purcha-<br>ses of<br>Goods<br>for Sale | Chan-<br>ges<br>in<br>Stocks | Sales<br>and<br>other<br>Receipts    | Value<br>Added | Addition<br>to<br>Fixed<br>Assets | Floor<br>Area<br>(sq. m<br>1 000)      |
| 合计                 | Total  | 170 678                                  | 973 113                            | 81 621                               | 182 827               | 1 372 412                              | 15 757                       | 1 701 036                            | 167 614        | 30 109                            | 21 519                                 |
| 批发企业               | Wholesale  | 21 298                                   | 85 498                             | 5 166                                | 11 460                | 120 343                                | 1 847                        | 140 149                              | 10 649         | 888                               | 2 095                                  |
| 零售企业               | Retail   | 55 525                                   | 213 904                            | 12 661                               | 25 240                | 142 189                                | 3 986                        | 187 154                              | 24 411         | 2 430                             | 3 822                                  |
| 进出口贸易公司            | Import/<br>Export  | 82 468                                   | 434 764                            | 45 184                               | 127 867               | 1 090 983                              | 9 796                        | 1 312 965                            | 197 781        | 16 265                            | 11 038                                 |
| 饭店                 | Restau-<br>rants   | 9 713                                    | 197 722                            | 14 524                               | 12 472                | 17 412                                 | 105                          | 47 317                               | 17 451         | 3 320                             | 2 107                                  |
| 旅馆                 | Hotels   | 1 649                                    | 39 516                             | 3 944                                | 5 723                 | 1 466                                  | 24                           | 13 141                               | 7 113          | 7 062                             | 2 337                                  |
| 小计                 | Sub-Total  | 170 653                                  | 971 404                            | 81 478                               | 182 762               | 1 372 392                              | 15 757                       | 1 700 727                            | 167 404        | 29 964                            | 21 400                                 |
| 政府和非赢利机构的批发和零售贸易企业 | Govern-<br>ment and<br>Non-Pro-<br>fit ins-<br>titutions | 6  | 919                                | 75                                   | 14                    | 8                                      |                              | 129                                  | 92             | 4                                 | 62                                     |
| 旅店和招待所             | Restau-<br>rants and<br>Hotels                           | 19                                       | 790                                | 68                                   | 51                    | 11                                     |                              | 180                                  | 118            | 142                               | 56                                     |
| 小计                 | Sub-total  | 25                                       | 1 709                              | 143                                  | 65                    | 20                                     |                              | 309                                  | 210            | 145                               | 119                                    |

## 附录2-17 商品进出口贸易总额

## A2-17 TOTAL IMPORTS AND EXPORTS

单位: 亿港元

(HK\$ 100 000 000)

| 年份<br>Year | 商品贸易总额<br>Total | 商品进口额<br>Imports<br>Value | 商品出口<br>Domestic Exports |                             | 商品转口<br>Re-exports |                             | 商品贸易平衡<br>Merchandise<br>Trade<br>Balance |
|------------|-----------------|---------------------------|--------------------------|-----------------------------|--------------------|-----------------------------|---|
|            |                 |                           | 金额<br>Value              | 比上年增长%<br>Annual<br>Change% | 金额<br>Value        | 比上年增长%<br>Annual<br>Change% |   |
| 1984       | 4 448.1         | 2 233.7                   | 1 379.4                  | 32.1                        | 835.0              | 48.3                        | -19.3                                     |
| 1985       | 4 665.7         | 2 314.2                   | 1 298.8                  | -5.8                        | 1 052.7            | 26.1                        | 37.3                                      |
| 1986       | 5 524.8         | 2 759.6                   | 1 539.8                  | 18.6                        | 1 225.5            | 16.4                        | 5.8                                       |
| 1987       | 7 560.0         | 3 779.5                   | 1 952.5                  | 26.8                        | 1 828.0            | 49.2                        | 0.9                                       |
| 1988       | 9 918.7         | 4 988.0                   | 2 176.6                  | 11.0                        | 2 754.1            | 51.0                        | -57.3                                     |
| 1989       | 11 332.9        | 5 627.8                   | 2 241.0                  | 3.0                         | 3 464.1            | 26.0                        | 77.3                                      |
| 1990       | 12 824.1        | 6 425.3                   | 2 258.8                  | 1.0                         | 4 140.0            | 20.0                        | -26.6                                     |
| 1991       | 15 448.7        | 7 789.8                   | 2 310.5                  | 2.0                         | 5 348.4            | 29.0                        | -131.0                                    |
| 1992       | 18 802.5        | 9 553.0                   | 2 341.2                  | 1.0                         | 6 908.3            | 29.0                        | -303.4                                    |



附录2-18 商品主要进口来源和出口去向  
A2-18 IMPORTS AND EXPORTS BY REGIONS OR COUNTRIES

单位: 亿港元

(HK\$ 100 000 000)

| 年份<br>Year | 商品主要进口来源<br>Imports(Major Supplier) |             |                |                     |                         | 商品主要出口去向<br>Domestic Exports(Major Destination) |               |                                     |                      |             |
|------------|-------------------------------------|-------------|----------------|---------------------|-------------------------|---|---------------|-------------------------------------|----------------------|-------------|
|            | 中国大陆<br>China                       | 日本<br>Japan | 中国台湾<br>Taiwan | 美国<br>United States | 韩国<br>Republic of Korea | 美国<br>United States                             | 中国大陆<br>China | 联邦德国<br>Federal Republic of Germany | 英国<br>United Kingdom | 日本<br>Japan |
| 1984       | 557.5                               | 526.2       | 173.5          | 243.8               | 72.9                    | 613.7   | 112.8         | 96.0                                | 105.0                | 51.5        |
| 1985       | 589.6                               | 533.5       | 209.0          | 219.0               | 82.9                    | 576.9   | 151.9         | 80.8                                | 85.5                 | 44.8        |
| 1986       | 816.3                               | 564.0       | 239.8          | 232.0               | 109.7                   | 642.2   | 180.2         | 110.9                               | 99.2                 | 62.1        |
| 1987       | 1 173.6                             | 719.1       | 333.4          | 322.4               | 169.6                   | 728.2   | 278.7         | 149.4                               | 129.1                | 94.9        |
| 1988       | 1 556.3                             | 930.1       | 443.5          | 413.5               | 262.6                   | 728.8   | 380.4         | 162.4                               | 155.2                | 114.4       |
| 1989       | 1 966.8                             | 932.0       | 515.9          | 462.3               | 254.7                   | 721.6   | 432.7         | 157.6                               | 146.4                | 130.3       |
| 1990       | 2 361.3                             | 1 033.6     | 580.8          | 517.9               | 281.6                   | 663.7   | 474.7         | 179.9                               | 135.0                | 120.8       |
| 1991       | 2 933.6                             | 1 274.0     | 745.9          | 588.4               | 349.4                   | 628.7   | 544.0         | 193.2                               | 137.1                | 116.7       |
| 1992       | 3 543.5                             | 1 661.9     | 870.2          | 705.9               | 441.6                   | 646.0   | 619.6         | 159.6                               | 125.4                | 110.0       |

附录2-19 商品转口的主要来源和去向  
A2-19 RE-EXPORTS BY REGIONS OR COUNTRIES

单位: 亿港元

(HK\$ 100 000 000)

| 年份<br>Year | 商品转口主要来源<br>Re-Exports(Major Origin) |             |                |                     |                         | 商品转口主要去向<br>Re-Exports(Major Destination) |                     |                                     |             |                |
|------------|--------------------------------------|-------------|----------------|---------------------|-------------------------|---|---------------------|-------------------------------------|-------------|----------------|
|            | 中国大陆<br>China                        | 日本<br>Japan | 中国台湾<br>Taiwan | 美国<br>United States | 韩国<br>Republic of Korea | 中国大陆<br>China                             | 美国<br>United States | 联邦德国<br>Federal Republic of Germany | 日本<br>Japan | 中国台湾<br>Taiwan |
| 1984       | 281.1                                | 187.0       | 51.1           | 85.2                | 23.1                    | 280.6                                     | 121.1               | 10.9                                | 46.3        | 48.7           |
| 1985       | 346.3                                | 225.0       | 95.6           | 94.7                | 36.7                    | 460.2                                     | 147.1               | 16.1                                | 54.9        | 43.3           |
| 1986       | 516.0                                | 185.8       | 86.8           | 104.1               | 36.0                    | 408.9                                     | 223.6               | 28.2                                | 66.8        | 59.4           |
| 1987       | 842.7                                | 246.0       | 126.8          | 135.9               | 61.9                    | 601.7                                     | 324.5               | 57.6                                | 97.7        | 96.9           |
| 1988       | 1 315.3                              | 377.1       | 212.1          | 191.5               | 130.5                   | 949.0                                     | 494.8               | 89.8                                | 174.2       | 141.3          |
| 1989       | 1 882.7                              | 390.0       | 269.6          | 223.3               | 112.8                   | 1 034.9                                   | 720.3               | 135.0                               | 222.7       | 164.8          |
| 1990       | 2 404.1                              | 422.8       | 302.8          | 244.9               | 116.1                   | 1 109.1                                   | 877.5               | 234.1                               | 243.8       | 212.5          |
| 1991       | 3 156.9                              | 572.2       | 416.9          | 265.9               | 150.2                   | 1 533.2                                   | 1 108.0             | 320.7                               | 295.7       | 247.7          |
| 1992       | 4 037.8                              | 849.7       | 544.4          | 321.1               | 193.9                   | 2 121.1                                   | 1 485.0             | 374.7                               | 331.0       | 261.6          |

附录2-20 政府财政收入  
A2-20 GOVERNMENT REVENUE

单位: 百万港元

(HK\$ 1 000 000)

| 项 目                            | Item  | 1985/86  | 1989/90  | 1990/91  | 1991/92   | 1993/93   |
|--------------------------------|---|----------|----------|----------|-----------|-----------|
| 政府总收入                          | Total Government Revenue  | 43 695.3 | 82 430.2 | 89 523.8 | 114 699.9 | 135 310.9 |
| 营业收入                           | Operating Revenue   | 36 461.5 | 73 430.4 | 81 400.2 | 99 972.9  | 119 255.4 |
| 直接税                            | Direct Taxes  |          |          |          |           |           |
| 所得税及利得税                        | Earnings and Profits Tax  | 16 602.8 | 33 549.3 | 36 340.6 | 44 869.5  | 55 061.4  |
| 间接税                            | Indirect Taxes  |          |          |          |           |           |
| 赌税                             | Bets and Sweeps Tax   | 2 546.8  | 4 829.6  | 5 884.2  | 7 109.9   | 7 818.3   |
| 企业税                            | Entertainments Tax  | 95.2     | 128.7    | 135.8    | 140.8     | 14.4      |
| 旅店税                            | Hotel Accommodation Tax   | 135.2    | 270.7    | 269.2    | 265.9     | 314.1     |
| 印花税                            | Stamp Duties  | 1 696.0  | 5 463.9  | 5 938.6  | 9 569.0   | 13 409.1  |
| 机场税                            | Air Passenger Departure Tax   | 543.3    | 668.9    | 718.0    | 1 120.3   | 1 255.1   |
| 港口和隧道税                         | Cross Harbour Tunnel Passage Tax  | 165.8    | 195.6    | 197.4    | 200.3     | 201.1     |
| 关税                             | Duties  | 3 092.1  | 4 627.6  | 5 729.3  | 6 844.0   | 7 215.7   |
| 一般捐征                           | General Rates   | 1 769.5  | 1 662.7  | 3 038.9  | 3 493.6   | 4 423.5   |
| 车辆税                            | Motor Vehicle Tax   | 634.2    | 1 735.2  | 2 053.8  | 3 437.1   | 4 940.0   |
| 专利税和特种税                        | Royalties and Concessions   | 377.5    | 746.2    | 816.0    | 885.9     | 1 135.7   |
| 其他收入                           | Other Revenue   |          |          |          |           |           |
| 各种罚款                           | Fines, Forfeitures and Penalties  | 363.9    | 578.2    | 652.0    | 885.5     | 891.6     |
| 财产和投资                          | Properties and Investments  | 516.1    | 2 336.6  | 1 341.0  | 1 572.5   | 1 821.0   |
| 贷款、偿还、捐<br>赠和其他收入              | Loans, Reimbursement, Contributions<br>and Other Receipts                           | 1 073.0  | 1 705.3  | 2 172.0  | 2 777.5   | 3 798.0   |
| 公用事业                           | Utilities   | 2 633.0  | 4 857.2  | 5 616.8  | 6 649.7   | 7 173.9   |
| 各种小帐                           | Fees and Charges  | 3 101.4  | 5 132.3  | 5 992.0  | 7 169.8   | 8 014.8   |
| 利息                             | Interest  | 1 115.7  | 4 942.4  | 4 504.6  | 2 981.6   | 1 766.8   |
| 资本收入                           | Capital Revenue   | 7 233.8  | 8 999.8  | 8 123.6  | 14 727.0  | 16 055.5  |
| 直接税                            | Direct Taxes  |          |          |          |           |           |
| 不动产税                           | Estate Duty   | 390.7    | 489.6    | 655.7    | 683.2     | 1 025.0   |
| 间接税                            | Indirect Taxes  |          |          |          |           |           |
| 出租车牌费                          | Taxi Concessions  | 51.2     | 208.3    | 136.4    | 302.4     | -         |
| 其他收入                           | Other Revenue   |          |          |          |           |           |
| 土地转移                           | Land Transactions   | 3 894.6  | 212.0    | 241.4    | 412.2     | 266.9     |
| 债券发行收入                         | Proceeds from the Issue of<br>Bonds   | -        | -        | -        | -         | -         |
| 其他                             | Others  | 443.0    | 24.9     | 240.8    | 85.6      | 233.4     |
| 各种基金                           | Funds   |          |          |          |           |           |
| 基建工程储备基金<br>(工程帐户)             | Capital Works Reserve Fund<br>(Works Account)                                       | 586.4    | 7 457.8  | 4 002.5  | 9 074.4   | 8 957.3   |
| 基建工程储备基金<br>(储备帐户)来自<br>债券发行收入 | Capital Works Reserve Fund<br>(Reserve Account)-Proceeds from<br>the Issue of Bonds | -        | -        | -        | 1 098.3   | 2 519.2   |
| 资产投资基金                         | Capital Investment Fund   | -        | -        | 2 340.7  | 2 468.2   | 2 367.7   |
| 贷款基金                           | Loan Fund   | -        | -        | 506.1    | 602.7     | 686.0     |
| 发展贷款基金                         | Development Loan Fund   | 668.9    | 518.2    | -        | -         | -         |
| 学生贷款基金                         | Student Loan Fund   | 56.8     | 89.0     | -        | -         | -         |
| 家庭基金                           | Home Ownership Fund   | 1 142.2  | -        | -        | -         | -         |

附录2-21 政府财政支出  
A2-21 GOVERNMENT EXPENDITURES

单位: 百万港元

(HK\$ 1 000 000)

|   | 1985/86         | 1989/90         | 1990/91         | 1991/92         | 1992/93          |
|---|-----------------|-----------------|-----------------|-----------------|------------------|
| <b>政府总开支和股票投资 Total Government Expenditure and Equity Investments</b> | <b>40 845.1</b> | <b>71 366.5</b> | <b>85 556.7</b> | <b>92 191.4</b> | <b>113 332.0</b> |
| 营业开支 Operating Expenditure  | 29 832.3        | 50 205.9        | 61 468.8        | 71 677.1        | 85 023.4         |
| 经常开支 Recurrent Expenditure  |                 |                 |                 |                 |                  |
| 工资 Personal Emoluments  | 10 963.3        | 18 855.0        | 23 442.8        | 25 286.5        | 25 851.9         |
| 与职员有关开支 Personnel Related Expenses                                    | 1 183.1         | 1 802.6         | 2 396.4         | 3 182.6         | 3 275.1          |
| 退休金 Pensions  | 1 226.4         | 1 949.1         | 2 541.1         | 3 401.5         | 4 435.9          |
| 部门支出 Departmental Expenses  | 2 906.4         | 3 850.1         | 4 552.3         | 4 781.7         | 4 437.1          |
| 其他费用 Other Charges  | 4 837.7         | 8 401.6         | 9 711.7         | 10 939.3        | 11 770.0         |
| 各种补贴 Subventions  |                 |                 |                 |                 |                  |
| 教育 Education  | 4 227.8         | 7 075.8         | 8 736.7         | 9 728.2         | 10 921.1         |
| 卫生 Medical  | 1 060.3         | 1 789.6         | 2 273.6         | 5 452.2         | 11 181.3         |
| 社会福利 Social Welfare   | 448.5           | 954.2           | 1 253.5         | 1 586.7         | 1 824.0          |
| 大学及专科 University and Polytechnic                                      | 1 561.5         | 2 763.8         | 3 400.3         | 4 356.8         | 5 613.6          |
| 职业培训 Vocational Training Council                                      | 260.0           | 571.7           | 705.7           | 814.0           | 901.4            |
| 其他杂项 Miscellaneous  | 490.6           | 1 033.5         | 1 363.6         | 1 243.8         | 1 380.8          |
| 其他非经常开支 Other Non-Recurrent   | 666.7           | 1 128.9         | 1 091.1         | 903.8           | 3 430.7          |
| <b>总资本支出和股票投资 Total Capital Expenditure and Equity Investments</b>    | <b>11 012.8</b> | <b>21 160.6</b> | <b>24 087.9</b> | <b>20 514.3</b> | <b>28 308.6</b>  |
| 资本支出 Capital Expenditure  |                 |                 |                 |                 |                  |
| 厂房、设备与工程 Plant, Equipment and Works                                   | 370.7           | 515.7           | 759.7           | 746.5           | 628.9            |
| 防卫费用协定 Defence Cost Agreement   | 34.7            | 27.1            | 16.0            | 11.5            | 11.9             |
| 各种补贴 Subventions  |                 |                 |                 |                 |                  |
| 教育 Education  | 173.0           | 106.4           | 157.5           | 126.9           | 173.2            |
| 卫生 Medical  | 43.5            | 23.1            | 22.9            | 141.6           | 126.2            |
| 社会福利 Social Welfare   | 0.6             | -               | -               | -               | -                |
| 大学及专科 University and Polytechnic                                      | 157.0           | 0.5             | -               | -               | -                |
| 职业培训 Vocational Training Council                                      | 113.2           | 16.7            | 12.9            | 15.5            | 13.3             |
| 其他杂项 Miscellaneous  | 20.2            | 66.2            | 189.6           | 131.9           | 509.8            |
| 债务偿还 Debt Repayment   | -               | 1 000.0         | -               | -               | -                |
| 基金 Funds  |                 |                 |                 |                 |                  |
| 基建工程储备基金 Capital Works Reserve Funds(Works Account)/Public Works      | 5 705.9         | 16 627.2        | 15 641.0        | 16 405.4        | 19 676.1         |
| 非经常开支 Non-Recurrent   |                 |                 |                 |                 |                  |
| 资本投资基金 Capital Investment Fund(Equity Investments)①                   | -               | -               | 6 214.3         | 1 793.8         | 6 060.7          |
| 贷款基金 ① Loan Fund ①  | -               | -               | 1 074.1         | 1 141.2         | 1 108.5          |
| 发展贷款基金 Development Loan Fund  | 1 806.0         | 2 585.6         | -               | -               | -                |
| 公共交通基金 Mass Transit Fund  | 1 743.4         | 87.1            | -               | -               | -                |
| 学生贷款基金 Student Loan Fund  | 90.2            | 105.0           | -               | -               | -                |
| 家庭基金 Home Ownership Fund  | 754.4           | -               | -               | -               | -                |

注:①1990年4月1日根据立法会决定包括发展贷款基金、公共交通基金和学生贷款基金。

Note:①These were established on 1 April 1990 by Resolution of the legislation Council. These funds assumed the functions of the former Development Loan Fund, the Mass Transit Fund and the Student Loan Fund.

附录2-22 汇率  
A2-22 EXCHANGE RATE

单位：港元/外币

(HK Dollar per Unit of Foreign Currency)

| 项 目     | Item                     | 1985    | 1986    | 1987     | 1988     | 1989     | 1990     | 1991     | 1992     |
|---------|--------------------------|---------|---------|----------|----------|----------|----------|----------|----------|
| 美元      | US Dollar                | 7.811   | 7.795   | 7.760    | 7.808    | 7.807    | 7.801    | 7.781    | 7.741    |
| 奥地利先令   | Sterling                 | 11.27   | 11.48   | 14.52    | 14.17    | 12.60    | 14.95    | 14.53    | 11.77    |
| 德国马克    | Deutsche Mark            | 3.18    | 4.01    | 4.91     | 4.42     | 4.63     | 5.20     | 5.13     | 4.80     |
| 日元      | Japanese Yen             | 0.0390  | 0.0488  | 0.0637   | 0.0626   | 0.0544   | 0.0576   | 0.0622   | 0.0623   |
| 加拿大元    | Canadian Dollar          | 5.60    | 5.67    | 5.99     | 6.57     | 6.76     | 6.72     | 6.74     | 6.11     |
| 澳大利亚元   | Australian Dollar        | 5.34    | 5.19    | 5.59     | 6.69     | 6.17     | 6.00     | 5.92     | 5.32     |
| 新加坡元    | Singapore Dollar         | 3.72    | 3.60    | 3.90     | 4.03     | 4.13     | 4.50     | 4.79     | 4.73     |
| 荷兰盾     | Dutch Guilder            | 2.82    | 3.55    | 4.37     | 3.91     | 4.09     | 4.61     | 4.54     | 4.27     |
| 新台币     | New Taiwan Dollar        | 0.189   | 0.213   | 0.262    | 0.262    | 0.283    | 0.271    | 0.284    | 0.288    |
| 瑞士法郎    | Swiss Franc              | 3.77    | 4.79    | 6.07     | 5.21     | 5.07     | 6.08     | 5.75     | 5.31     |
| 中国人民币   | Chinese Renminbi         | 2.4516  | 2.0974  | 2.0879   | 2.1007   | 1.6535   | 1.4927   | 1.4404   | 1.3458   |
| 比利时法郎   | Belgian Franc            | 0.161   | 0.196   | 0.237    | 0.214    | 0.224    | 0.257    | 0.251    | 0.236    |
| 韩国圆     | Republic of<br>Korea Won | 0.0088  | 0.0091  | 0.0098   | 0.01414  | 0.0115   | 0.0109   | 0.0102   | 0.0098   |
| 法国法郎    | French franc             | 1.04    | 1.21    | 1.45     | 1.29     | 1.36     | 1.53     | 1.50     | 1.41     |
| 意大利里拉   | Italian Lira             | 0.0047  | 0.0058  | 0.0067   | 0.0060   | 0.0062   | 0.0070   | 0.0068   | 0.0053   |
| 泰国铢     | Thai Baht                | 0.297   | 0.302   | 0.31     | 0.317    | 0.307    | 0.313    | 0.309    | 0.308    |
| 印度尼西亚卢比 | Indonesian Rupiah        | 0.007   | 0.0048  | 0.0049   | 0.0047   | 0.0046   | 0.0042   | 0.0041   | 0.0038   |
| 菲律宾比索   | Philippine Peso          | 0.413   | 0.382   | 0.370    | 0.380    | 0.353    | 0.260    | 0.295    | 0.316    |
| 马来西亚元   | Malaysian Dolla          | 3.24    | 3.01    | 3.13     | 2.89     | 2.90     | 2.89     | 2.86     | 2.97     |
| 特别提款权   | SDR                      | 8.57976 | 9.53415 | 11.00880 | 10.50723 | 10.26096 | 11.09817 | 11.13018 | 10.64388 |

附录2-23 货币供给 (年底数)  
A2-23 MONEY SUPPLY (YEAR-END)

单位: 亿港元

(HK\$ 100 000 000)

| 项 目                           | Item  | 1985  | 1987  | 1988  | 1989   | 1990   | 1991   | 1992   |
|-------------------------------|---|-------|-------|-------|--------|--------|--------|--------|
| 流通的法定硬币和纸币                    | Legal Tender Notes and<br>Coins in Circulation                          | 195   | 288   | 341   | 397    | 433    | 492    | 612    |
| 商业银行发行                        | Commercial Bank Issues  | 180   | 269   | 318   | 373    | 409    | 465    | 582    |
| 政府发行                          | Government Issues   | 15    | 18    | 23    | 24     | 24     | 27     | 29     |
| 持牌银行及接受存款<br>公司持有的法定硬<br>币和纸币 | Authorised Institutions'<br>Holdings of Legal<br>Tender Notes and Coins | 26    | 40    | 42    | 55     | 56     | 66     | 90     |
| 市民持有的法定硬币<br>和纸币              | Legal Tender Notes and<br>Coins in Hands of<br>Public                   | 169   | 248   | 299   | 342    | 377    | 426    | 522    |
| 货币供应(定义1)                     | Money Supply(M1)  | 453   | 819   | 888   | 949    | 1 075  | 1 285  | 1 556  |
| 港元                            | Hong kong Dollar  | 418   | 738   | 793   | 852    | 918    | 1 118  | 1 395  |
| 外币                            | Foreign Currency  | 35    | 81    | 96    | 97     | 157    | 167    | 161    |
| 货币供应(定义2)                     | Money Supply(M2)  | 3 902 | 6 770 | 8 246 | 9 888  | 12 101 | 13 710 | 15 188 |
| 港币                            | Hong Kong Dollar  | 1 946 | 3 109 | 3 551 | 4 040  | 4 719  | 5 958  | 6 683  |
| 外币                            | Foreign Currency  | 1 956 | 3 661 | 4 696 | 5 848  | 7 381  | 7 752  | 8 505  |
| 货币供应(定义3)                     | Money Supply(M3)  | 4 578 | 7 434 | 8 933 | 10 602 | 12 880 | 14 373 | 15 743 |
| 港币                            | Hong Kong Dollar  | 2 332 | 3 428 | 3 891 | 4 344  | 5 035  | 6 199  | 6 916  |
| 外币                            | Foreign Currency  | 2 246 | 4 005 | 5 043 | 6 258  | 7 845  | 8 175  | 8 827  |

注: 定义1=市民持有的法定硬币和纸币+存于持牌银行的活期存款。

定义2=定义1+存于持牌银行的定期存款+银行发出可转让存款证+存于持牌银行的储蓄存款。

定义3=定义2 +存于接受存款公司的存款+接受存款公司发出的可转让存款证。

Notes: (M1)=Legal tender notes and coins with the public, plus customers' demand deposits with licensed banks.

(M2)=M1 plus customers' savings and time deposits with licensed banks, plus negotiable certificates of deposit issued by licensed banks and held outside the monetary sector.

(M3)=M2 plus customers' deposits with restricted licence banks and deposit-taking companies, plus negotiable certificates of deposit issued by restricted licence banks and deposit-taking companies and held outside the monetary sector.

附录2-24 证券交易(年底数)

A2-24 SECURITIES EXCHANGE AND STOCK PRICE INDEX (YEAR-END)

| 项 目             | Item                  | 1985     | 1987     | 1988     | 1989     | 1990     | 1991     | 1992     |
|-----------------|-----------------------|----------|----------|----------|----------|----------|----------|----------|
| 证券交易额①          | Total Stock Exchange  |          |          |          |          |          |          |          |
| (百万港元)          | Turnover①             | 75 808   | 371 406  | 199 481  | 299 147  | 288 715  | 334 104  | 700 578  |
|                 | (HK\$ 1 000 000)      |          |          |          |          |          |          |          |
| 股票价格指数          | Index of Share Prices |          |          |          |          |          |          |          |
| 恒生指数            | Hang Seng Index       |          |          |          |          |          |          |          |
| (64年7月31日=100)  | (31.7.64=100)         | 1 567.56 | 2 884.88 | 2 556.72 | 2 781.04 | 3 027.47 | 3 471.54 | 5 545.97 |
| 分部门指数           | Sectoral Sub-Indices  |          |          |          |          |          |          |          |
| 金融              | Finance               | 1 290.40 | 1 933.37 | 1 625.69 | 1 808.10 | 1 906.92 | 2 304.06 | 4 643.61 |
| 公用事业            | Utilities             | 1 902.98 | 3 594.42 | 3 486.63 | 3 198.71 | 3 840.58 | 4 448.91 | 6 689.14 |
| 财产              | Properties            | 1 952.31 | 4 257.11 | 3 847.90 | 4 535.15 | 4 874.47 | 5 843.30 | 9 215.66 |
| 商业和工业           | Commerce and Industry | 1 376.60 | 2 536.89 | 2 317.96 | 2 686.98 | 2 797.00 | 2 981.10 | 4 379.31 |
| 香港指数            | Hong Kong Index       |          |          |          |          |          |          |          |
| (86年4月2日=1 000) | (2.4.86=1 000)        | -        | 1 875.34 | 1 684.70 | 1 834.45 | 1 987.88 | 2 506.60 | 3 118.10 |

注:①1986年前数字为4家证券交易公司合并前的总交易额。

Note:①Figures prior to April 1986 were total trading of the four stock exchange companies before the amalgamation.

附录2-25 15岁以上居民教育程度

A2-25 EDUCATIONAL ATTAINMENTS OF POPULATION 15 YEARS OLD AND OVER

| 项 目          | Item  | 1976                       |           | 1981                       |           | 1986                       |           | 1991                       |           |      |
|--------------|---|----------------------------|-----------|----------------------------|-----------|----------------------------|-----------|----------------------------|-----------|------|
|              |   | 人数<br>Number of<br>Persons | 百分比<br>%  | 人数<br>Number of<br>Persons | 百分比<br>%  | 人数<br>Number of<br>Persons | 百分比<br>%  | 人数<br>Number of<br>Persons | 百分比<br>%  |      |
| 总计:男         | Total   | Male                       | 1 530 510 | 50.9                       | 1 961 803 | 52.3                       | 2 122 826 | 51.2                       | 2 212 947 | 50.6 |
| 女            | Female  | 1 477 110                  | 49.1      | 1 787 250                  | 47.7      | 2 026 224                  | 48.8      | 2 157 418                  | 49.4      |      |
| 文盲/幼儿园:男     | No School/<br>Kindergarten                        | Male                       | 141 360   | 4.7                        | 148 670   | 4.0                        | 148 943   | 3.6                        | 157 473   | 3.6  |
| 女            | Female  | 466 780                    | 15.5      | 455 953                    | 12.2      | 436 948                    | 10.5      | 399 824                    | 9.1       |      |
| 小学:男         | Primary   | Male                       | 660 860   | 22.0                       | 721 146   | 19.1                       | 653 927   | 15.9                       | 576 381   | 13.1 |
| 女            | Female  | 534 300                    | 17.7      | 562 247                    | 15.0      | 558 987                    | 13.4      | 524 218                    | 12.0      |      |
| 初中:男         | Lower Secondary                                   | Male                       | 286 790   | 9.5                        | 418 758   | 11.2                       | 464 708   | 11.2                       | 506 431   | 11.6 |
| 女            | Female  | 182 970                    | 6.1       | 260 773                    | 7.0       | 290 585                    | 7.0       | 331 299                    | 7.6       |      |
| 高中<br>(包括中专) | Upper Secondary(Comprise<br>Technical Institutes) |                            |           |                            |           |                            |           |                            |           |      |
| 男            | Male  | 303 490                    | 10.1      | 434 905                    | 11.6      | 524 736                    | 12.6      | 576 058                    | 13.2      |      |
| 女            | Female  | 226 010                    | 7.5       | 361 498                    | 9.6       | 499 149                    | 12.0      | 593 213                    | 13.6      |      |
| 大学录取:男       | Matriculation                                     | Male                       | 38 300    | 1.3                        | 79 161    | 2.1                        | 105 147   | 2.5                        | 109 345   | 2.5  |
| 女            | Female  | 22 910                     | 0.8       | 56 395                     | 1.5       | 89 383                     | 2.2       | 105 232                    | 2.4       |      |
| 大专:肄业:男      | Tertiary,Non-                                     | Male                       | 30 110    | 1.0                        | 69 998    | 1.9                        | 105 784   | 2.5                        | 126 489   | 2.9  |
| 女            | Degree Coursee                                    | Female                     | 16 610    | 0.6                        | 53 755    | 1.4                        | 90 608    | 2.2                        | 108 423   | 2.5  |
| 毕业:男         | Degree Courses                                    | Male                       | 69 600    | 2.3                        | 89 165    | 2.4                        | 119 581   | 2.9                        | 160 770   | 3.7  |
| 女            | Female  | 27 530                     | 0.9       | 36 629                     | 1.0       | 60 564                     | 1.5       | 95 209                     | 2.2       |      |

附录2-26 各类型教育机构(全日制)受教育人数

A2-26 POPULATION OF EDUCATED IN DIFFERENT EDUCATIONAL DEPARTMENT

单位:人

(Number of pupils)

|       |                          | 1985    | 1987    | 1988    | 1989    | 1990    | 1991    | 1992    |
|-------|--------------------------|---------|---------|---------|---------|---------|---------|---------|
| 幼儿园   | Kindergarten             |         |         |         |         |         |         |         |
| 私立    | Private                  | 229 089 | 225 108 | 214 703 | 201 750 | 196 466 | 193 658 | 189 730 |
| 小学    | Primary                  |         |         |         |         |         |         |         |
| 政府及资助 | Government and Aided     | 480 268 | 482 253 | 483 232 | 483 191 | 475 054 | 466 483 | 452 818 |
| 私人    | Private                  | 54 635  | 52 056  | 51 805  | 51 259  | 49 865  | 49 455  | 48 807  |
| 中学    | Secondary and Sixth Form |         |         |         |         |         |         |         |
| 政府及资助 | Government and Aided     | 318 965 | 338 638 | 347 417 | 355 349 | 363 229 | 375 742 | 387 640 |
| 私人    | Private                  | 123 826 | 107 846 | 94 623  | 81 079  | 68 152  | 60 597  | 58 145  |
| 特殊教育  | Special Education        | 8 655   | 7 999   | 7 971   | 8 184   | 7 999   | 8 224   | 8 257   |
| 教育学院  | Colleges of Education    |         |         |         |         |         |         |         |
| 公立    | Government               | 2 614   | 2 435   | 2 355   | 2 351   | 2 663   | 2 452   | 2 211   |
| 技术学院  | Technical Institutes     |         |         |         |         |         |         |         |
| 政府资助  | Government Subvented     | 5 846   | 10 415  | 11 296  | 11 853  | 12 319  | 12 003  | 9 390   |
| 大学    | Universities             |         |         |         |         |         |         |         |
| 政府资助  | Government Subvented     | 11 915  | 12 890  | 13 254  | 13 786  | 14 352  | 16 400  | 19 115  |

附录2-27 医疗卫生条件

A2-27 CONDITIONS OF PUBLIC HEALTH

| 年份<br>Year | 医务人员数(人)<br>Medical and Health Workers(Persons) |                  |                    |              | 平均每一<br>医生服务<br>人口数<br>(人)<br>Population<br>Served per<br>Doctor | 医院数和病床数<br>Institutions and<br>Hospital Beds |                         | 平均每千人<br>病床<br>Beds per<br>thousand<br>Population |
|------------|---|------------------|--------------------|--------------|--|--|-------------------------|---|
|            | 医生<br>Doctors                                   | 牙科医生<br>Dentists | 药剂师<br>Pharmacists | 护士<br>Nurses |  | 医院数<br>Institu-<br>tions                     | 病床数<br>Hospital<br>Beds |   |
| 1988       | 5 785   | 1 346            | 646                | 25 733       | 992  | 91   | 25 057                  | 4.4   |
| 1989       | 6 025   | 1 431            | 678                | 27 140       | 950  | 93   | 25 059                  | 4.4   |
| 1990       | 6 260   | 1 532            | 694                | 28 660       | 919  | 88   | 25 282                  | 4.4   |
| 1991       | 6 545   | 1 526            | 720                | 30 043       | 890  | 82   | 25 584                  | 4.4   |
| 1992       | 6 818   | 1 565            | 784                | 31 394       | 866  | 82   | 26 440                  | 4.5   |


# 附录三 澳门主要社会经济指标

MAIN SOCIAL AND ECONOMIC  
INDICATORS OF MACAO

---

---





附录3-1 人口主要指标  
A3-1 MAIN INDICATORS OF POPULATION

| 年份<br>Year | 人口总数<br>(人)<br>Total<br>(Persons) | 自然增长率<br>Natural<br>Growth Rate<br>(%) | 出生率<br>Crude<br>Birth Rate<br>(%) | 死亡率<br>Crude Mor-<br>tality Rate<br>(%) | 婴儿死亡率<br>Infant Mor-<br>tality Rate<br>(%) | 结婚率<br>Crude Ma-<br>rriage Rate<br>(%) | 离婚率<br>Crude Divorce<br>Rate<br>(%) |
|------------|-----------------------------------|--|-----------------------------------|---|--|--|-------------------------------------|
| 1990       | 339 510                           | 16.1                                   | 20.5                              | 4.4                                     | 8.4  | 5.4                                    | 0.3                                 |
| 1991       | 363 784                           | 15.6                                   | 19.4                              | 3.8                                     | 7.5  | 5.7                                    | 0.5                                 |
| 1992       | 380 850                           | 14.1                                   | 17.9                              | 3.9                                     | 7.3  | 5.8                                    | 0.5                                 |

附录3-2 国内生产总值用途  
A3-2 USE OF GROSS DOMESTIC PRODUCT

| 年份<br>Year | 国内生产总值<br>(现价)<br>(万澳门元)<br>Gross Domes-<br>tic Product<br>(At Current<br>Market Prices)<br>(MOP 10 000) | 私人消费<br>Private<br>Consumption<br>Expenditure<br>(%) | 政府消费<br>Government<br>Consumption<br>Expenditure<br>(%) | 固定资本形成<br>Gross<br>Domestic<br>Fixed Capital<br>Formation<br>(%) | 库存增加<br>Change<br>in<br>Stocks<br>(%) | 出口净值<br>(出口减进口)<br>Balance<br>(%) |
|------------|--|--|---|--|---------------------------------------|-----------------------------------|
| 1990       | 2 789 554  | 31.97  | 8.09  | 20.72  | -0.33                                 | 39.54                             |
| 1991       | 3 211 818  | 32.48  | 9.09  | 24.41  | 0.31                                  | 33.71                             |
| 1992       | 4 028 931  | 30.40  | 8.10  | 28.37  | 0.24                                  | 32.90                             |

附录3-3 工业概况  
A3-3 INDUSTRY

单位:人,万澳门元

(Persons, MOP 10 000)

| 年份<br>Year | 企业数<br>(家)<br>Number<br>of<br>Enterprises | 就业人数①<br>Persons<br>Engaged① | 采矿业<br>Mining and Quarrying |                       | 制造业①<br>Manufacturing①     |                       | 电力、煤气、水<br>Electricity, Gas & Water |                       |
|------------|---|------------------------------|-----------------------------|-----------------------|----------------------------|-----------------------|-------------------------------------|-----------------------|
|            |   |                              | 就业人数<br>Persons<br>Engaged  | 增加值<br>Added<br>Value | 就业人数<br>Persons<br>Engaged | 增加值<br>Added<br>Value | 就业人数<br>Persons<br>Engaged          | 增加值<br>Added<br>Value |
| 1990       | 2 277                                     | 65 664                       | 36                          | 974                   | 64 609                     | 375 840               | 1 019                               | 57 247                |
| 1991       | 2 069                                     | 61 219                       | 37                          | 1 442                 | 60 124                     | 380 833               | 1 058                               | 61 481                |

注:①未包括水泥制造业在内的某些行业部分资料。

Note:①Information concerning some branches of activity, namely cement production activity was suppressed for confidentiality reasons.

附录3-4 能源平衡表  
A3-4 ENERGY SUPPLY AND CONSUMPTION

单位:兆焦耳

(Terajoules)

| 年份<br>Year | 进口<br>Import          |                              |                   |                   |                | 出口<br>Export          |                              |                   |
|------------|-----------------------|------------------------------|-------------------|-------------------|----------------|-----------------------|------------------------------|-------------------|
|            | 总计<br>Total<br>Energy | 轻柴油<br>Gas Oil<br>and Diesel | 重油<br>Fuel<br>Oil | 电力<br>Electricity | 汽油<br>Gasolene | 总计<br>Total<br>Energy | 轻柴油<br>Gas Oil<br>and Diesel | 重油<br>Fuel<br>Oil |
| 1990       | 13 975                | 3564                         | 8274              | 327               | 752            | 20                    | -                            | -                 |
| 1991       | 14 029                | 4073                         | 7781              | 350               | 760            | 22                    | -                            | -                 |
| 1992       | 14 843                | 3696                         | 8695              | 379               | 915            | 30                    | -                            | -                 |

续表 1 continued

| 年份<br>Year | 出口<br>Export      |               | 库存变化<br>Stocks<br>Change | 内部<br>总消费<br>Gross<br>Internal<br>Consumption | 能源转化<br>Transforma-<br>tion of<br>Electricity<br>Generation | 电厂自耗和<br>输电流失<br>Distribution<br>and Transmi-<br>ssion Loss | 总消费量<br>Final<br>Consumption |
|------------|-------------------|---------------|--------------------------|---|---|---|------------------------------|
|            | 电力<br>Electricity | 石油气<br>L.P.G. |                          |   |   |   |                              |
| 1990       | 9                 | -             | 252                      | 13 704  | -4 461  | 149   | 8 953                        |
| 1991       | 7                 | 13            | -592                     | 14 597  | -4 409  | 162   | 9 861                        |
| 1992       | 14                | 14            | -44                      | 14 906  | -4 370  | 197   | 10 156                       |

附录3-5 新建楼房  
A3-5 NEWLY BUILDINGS COMPLETED

单位:平方米

(Sq. m)

| 年份<br>Year | 总计<br>Total     |                               | 住宅<br>Residential |                               | 商业、服务业<br>Commercial/<br>Offices |                               | 工业<br>Industrial |                               | 其它<br>Other     |                               |
|------------|-----------------|-------------------------------|-------------------|-------------------------------|----------------------------------|-------------------------------|------------------|-------------------------------|-----------------|-------------------------------|
|            | 数目(栋)<br>Number | 总面积<br>Gross<br>Floor<br>Area | 数目(栋)<br>Number   | 总面积<br>Gross<br>floor<br>Area | 数目(栋)<br>Number                  | 总面积<br>Gross<br>Floor<br>Area | 数目(栋)<br>Number  | 总面积<br>Gross<br>Floor<br>Area | 数目(栋)<br>Number | 总面积<br>Gross<br>Floor<br>Area |
| 1990       | 255             | 1 056 671                     | 204               | 651 160                       | 7                                | 42 381                        | 7                | 125 060                       | 37              | 238 070                       |
| 1991       | 198             | 1 260 050                     | 164               | 885 536                       | 7                                | 88 350                        | 9                | 125 534                       | 18              | 160 630                       |
| 1992       | 196             | 1 372 695                     | 159               | 1 034 552                     | 6                                | 81 385                        | 5                | 88 355                        | 26              | 168 403                       |

附录3-6 进口商品分类

A3-6 IMPORTS BY CATEGORY OF COMMODITIES

单位: 百万澳门元

(MOP 1 000 000)

| 年份<br>Year | 进口额<br>Import |        | 食品、饮料<br>Food and Beverages |      | 燃料<br>Fuels and Lubricants |      | 工业、交通用<br>Industry and Transport |       | 消费品<br>Consumer Goods Not Otherwise Specified |       |
|------------|---------------|--------|-----------------------------|------|----------------------------|------|----------------------------------|-------|---|-------|
|            | 绝对值<br>Value  | %      | 绝对值<br>Value                | %    | 绝对值<br>Value               | %    | 绝对值<br>Value                     | %     | 绝对值<br>Value                                  | %     |
| 1990       | 12 343        | 100.00 | 1 108                       | 8.98 | 576                        | 4.66 | 9 150                            | 74.13 | 1 499   | 12.15 |
| 1991       | 14 832        | 100.00 | 1 298                       | 8.75 | 659                        | 4.44 | 10 626                           | 71.64 | 2 214   | 14.93 |
| 1992       | 15 685        | 100.00 | 1 461                       | 9.31 | 666                        | 4.25 | 10 918                           | 69.61 | 2 636   | 16.81 |

附录3-7 出口商品分类

A3-7 EXPORTS BY CATEGORY OF COMMODITIES

单位: 百万澳门元

(MOP 1 000 000)

| 年份<br>Year | 出口额<br>Export |        | 食品、饮料<br>Food and Beverages |      | 燃料<br>Fuels and Lubricants |      | 工业、交通用<br>Industry and Transport |       | 消费品<br>Consumer Goods Not Otherwise Specified |       |
|------------|---------------|--------|-----------------------------|------|----------------------------|------|----------------------------------|-------|---|-------|
|            | 绝对值<br>Value  | %      | 绝对值<br>Value                | %    | 绝对值<br>Value               | %    | 绝对值<br>Value                     | %     | 绝对值<br>Value                                  | %     |
| 1990       | 13 638        | 100.00 | 127                         | 0.93 | 2                          | 0.01 | 2 297                            | 16.85 | 11 213  | 82.21 |
| 1991       | 13 326        | 100.00 | 170                         | 1.28 | 3                          | 0.02 | 2 529                            | 18.98 | 10 624  | 79.72 |
| 1992       | 14 080        | 100.00 | 253                         | 1.80 | 3                          | 0.02 | 2 738                            | 19.50 | 11 078  | 78.68 |

附录3-8 商品进口来源

A3-8 IMPORTS BY SOURCES OF COMMODITIES

单位: 百万澳门元

(MOP 1 000 000)

| 年份<br>Year | 欧洲<br>Europe | 非洲<br>Africa | 美洲<br>America |           | 亚洲<br>Asia  |                 |             | 大洋洲<br>Oceania |               |
|------------|--------------|--------------|---------------|-----------|-------------|-----------------|-------------|----------------|---------------|
|            |              |              | 总计<br>Total   | 美国<br>USA | 总计<br>Total | 香港<br>Hong Kong | 日本<br>Japan |                | 中国大陆<br>China |
| 1990       | 1 221        | 38           | 683           | 634       | 10 253      | 5 210           | 1 423       | 2 194          | 148           |
| 1991       | 1 384        | 40           | 740           | 686       | 12 437      | 5 166           | 2 574       | 3 192          | 231           |
| 1992       | 1 588        | 27           | 874           | 808       | 12 963      | 5 160           | 2 824       | 3 204          | 232           |

附录3-9 商品出口去向  
A3-9 EXPORTS BY REACHES OF COMMODITIES

单位:百万澳门元

(MOP 1 000 000)

| 年份<br>Year | 欧洲<br>Europe | 非洲<br>Africa | 美洲<br>America |           | 亚洲<br>Asia  |                 |             | 大洋洲<br>Oceania |               |
|------------|--------------|--------------|---------------|-----------|-------------|-----------------|-------------|----------------|---------------|
|            |              |              | 总计<br>Total   | 美国<br>USA | 总计<br>Total | 香港<br>Hong Kong | 日本<br>Japan |                | 中国大陆<br>China |
| 1990       | 5 271        | 51           | 5 175         | 4 931     | 2 937       | 1 770           | 421         | 616            | 204           |
| 1991       | 5 514        | 16           | 4 464         | 4 228     | 3 216       | 1 743           | 206         | 1 123          | 115           |
| 1992       | 5 242        | 18           | 5 231         | 4 983     | 3 509       | 1 763           | 184         | 1 402          | 80            |

附录3-10 旅游人数和构成  
A3-10 TOURISTS AND ITS COMPOSITION BY SOURCES

单位:人

(Persons)

| 年份<br>Year | 总计<br>Total | 香港<br>Hong kong | 德国<br>Germany | 澳大利亚<br>Australia | 加拿大<br>Canada | 中国大陆<br>China | 美国<br>USA |
|------------|-------------|-----------------|---------------|-------------------|---------------|---------------|-----------|
| 1990       | 5 942 210   | 4 803 754       | 19 273        | 35 142            | 22 968        | 2 266         | 71 730    |
| 1991       | 6 080 268   | 4 950 584       | 22 693        | 31 574            | 22 354        | 11 611        | 69 708    |
| 1992       | 6 219 432   | 4 931 501       | 30 724        | 33 685            | 23 682        | 21 979        | 71 758    |

续表 1 continued

| 年份<br>Year | 法国<br>France | 日本<br>Japan | 马来西亚<br>Malaysia | 英国<br>United Kingdom | 新加坡<br>Singapore | 泰国<br>Thailand | 其它<br>Other |
|------------|--------------|-------------|------------------|----------------------|------------------|----------------|-------------|
| 1990       | 14 930       | 449 530     | 33 944           | 86 759               | 29 025           | 68 182         | 304 698     |
| 1991       | 13 647       | 421 225     | 28 822           | 88 866               | 28 351           | 69 010         | 322 823     |
| 1992       | 16 499       | 421 333     | 28 028           | 93 490               | 28 029           | 67 789         | 450 935     |

附录3-11 旅馆情况  
A3-11 HOTEL

| 年份<br>Year | 旅馆总数<br>(家)<br>Total | 房间数(间)<br>Existing Rooms(Average) |            |                       | 房间利用率 (%)<br>Room Occupancy Rates (%) |            |                       |
|------------|----------------------|-----------------------------------|------------|-----------------------|---------------------------------------|------------|-----------------------|
|            |                      | 酒店<br>Hotels                      | 别墅<br>Inns | 公寓<br>Boarding Houses | 酒店<br>Hotels                          | 别墅<br>Inns | 公寓<br>Boarding Houses |
| 1990       | 98                   | 3 963                             | 58         | 986                   | 78                                    | 57         | 35                    |
| 1991       | 98                   | 3 902                             | 76         | 937                   | 79                                    | 55         | 34                    |
| 1992       | 98                   | 4 990                             | 76         | 818                   | 67                                    | 54         | 32                    |

附录3-12 消费物价指数  
A3-12 CONSUMER PRICE INDEX

(1982年9月-1983年10月=100)

(9.1982-10.1983=100)

| 年份<br>Year | 总指数<br>Total | 粮食<br>Foodstuffs | 住房①<br>Housing①<br>Expenses | 燃料及<br>电力<br>Fuel and<br>Light | 服装<br>Clothing<br>and<br>Footwear | 耐用<br>消费品<br>Durable<br>Goods | 交通<br>Transport<br>and<br>Vehicles | 服务<br>Services | 杂项<br>Miscel-<br>laneous<br>Goods |
|------------|--------------|------------------|-----------------------------|--------------------------------|-----------------------------------|-------------------------------|------------------------------------|----------------|-----------------------------------|
| 1990       | 156.99       | 159.34           | 153.21                      | 94.31                          | 132.12                            | 136.62                        | 179.57                             | 188.15         | 154.93                            |
| 1991       | 172.02       | 172.93           | 163.23                      | 99.68                          | 136.77                            | 140.17                        | 194.87                             | 221.91         | 167.97                            |
| 1992       | 185.28       | 187.16           | 169.73                      | 100.53                         | 138.64                            | 141.68                        | 210.76                             | 252.33         | 177.47                            |

注:①不包括房租。

Note:①Excluding rent.

附录3-13 政府财政收支  
A3-13 PUBLIC REVENUE AND EXPENDITURES

单位:万澳门元

(MOP 10 000)

| 年份<br>Year | 收 入<br>Total Revenue |                               |                             | 支 出<br>Total Expenditures |                               |                             |
|------------|----------------------|-------------------------------|-----------------------------|---------------------------|-------------------------------|-----------------------------|
|            | 总计<br>Total          | 日常收入<br>Recurrent<br>Receipts | 资本收入<br>Capital<br>Receipts | 总计<br>Total               | 日常支出<br>Recurrent<br>Rayments | 资本支出<br>Capital<br>Payments |
| 1990       | 416 009              | 328 354                       | 13 210                      | 416 009                   | 231 449                       | 130 582                     |
| 1991       | 577 767              | 456 011                       | 31 650                      | 577 767                   | 327 669                       | 169 924                     |
| 1992       | 678 532              | 539 594                       | 41 050                      | 678 532                   | 427 573                       | 154 671                     |

附录3-14 海外资产负债 (年底数)  
A3-14 OVERSEAS ASSETS AND LIABILITIES (YEAR-END)

单位:百万澳门元

(MOP 1 000 000)

| 年份<br>Year | 对外资产<br>Assets Abroad |   |  |                                |  | 对外负债<br>Liabilities Abroad |   |  | 海外<br>资产净值<br>Net<br>Foreign<br>Assets |
|------------|-----------------------|---|--|--------------------------------|--|----------------------------|---|--|--|
|            | 总计<br>Total           | 黄金白银<br>外汇<br>Gold,<br>Silver<br>and<br>Foreign<br>Currency | 外地银行<br>资产<br>Other<br>Assets<br>with<br>Banks<br>Abroad | 对外<br>贷款<br>External<br>Credit | 对外<br>投资<br>Foreign<br>Financial<br>Assets | 总计<br>Total                | 银行短期<br>负债<br>Short<br>Term<br>Liabili-<br>ties with<br>Banks | 银行中中<br>长期<br>负债<br>Medium/<br>Long Term<br>Liabili-<br>ties with<br>Banks |  |
| 1990       | 38 138                | 322   | 22 922   | 10 216                         | 3 894                                      | 20 102                     | 17 488  | 610  | 18 037                                 |
| 1991       | 48 620                | 366   | 33 942   | 9 201                          | 4 850                                      | 22 400                     | 18 879  | 648  | 26 220                                 |
| 1992       | 51 802                | 454   | 38 505   | 5 291                          | 6 693                                      | 19 697                     | 17 089  | 336  | 32 106                                 |

附录3-15 货币汇率(平均兑换价)  
A3-15 EXCHANGE RATE (AVERAGE EXCHANGE RATES)

单位: 每百外币兑澳门币

(Patacas to 100 Unit of Foreign Currency)

| 年份<br>Year | 葡萄牙土姑度<br>PTE | 香港港元<br>HK\$ | 美国美元<br>US\$ | 德国马克<br>DEM | 英国英镑<br>GBP | 法国法郎<br>FRF |
|------------|---------------|--------------|--------------|-------------|-------------|-------------|
| 1990       | 5.639         | 103.00       | 802.30       | 497.50      | 1 432.39    | 147.67      |
| 1991       | 5.548         | 103.00       | 800.41       | 483.62      | 1 414.21    | 142.22      |
| 1992       | 5.927         | 103.00       | 797.23       | 512.21      | 1 409.98    | 151.15      |

续表 1 continued

| 年份<br>Year | 新加坡元<br>SGD | 澳大利亚元<br>AUD | 日本日元<br>PHY | 瑞士法郎<br>SF | 新西兰元<br>NZD | 欧洲货币单位<br>ECU |
|------------|-------------|--------------|-------------|------------|-------------|---------------|
| 1990       | 442.93      | 626.74       | 5.5629      | 580.21     | 479.01      | 1 022.80      |
| 1991       | 463.51      | 623.42       | 5.9517      | 559.83     | 463.24      | 992.53        |
| 1992       | 489.50      | 586.34       | 6.3012      | 569.78     | 429.37      | 1 033.63      |

附录3-16 学校、教师和学生人数  
A3-16 NUMBER OF SCHOOLS, TEACHERS AND STUDENTS

单位: (所;人)

(School;Persons)

| 年份<br>Year    | 大学<br>Tertiary |                 |                 | 中学<br>Secondary |                 |                 | 小学<br>Primary  |                 |                 |
|---------------|----------------|-----------------|-----------------|-----------------|-----------------|-----------------|----------------|-----------------|-----------------|
|               | 学校数<br>Schools | 教师数<br>Teachers | 学生数<br>Students | 学校数<br>Schools  | 教师数<br>Teachers | 学生数<br>Students | 学校数<br>Schools | 教师数<br>Teachers | 学生数<br>Students |
| 1989/<br>1990 | 3              | 501             | 7 685           | 11              | 886             | 17 156          | 4              | 980             | 32 639          |
| 1990/<br>1991 | 7              | 383             | 6 857           | 10              | 865             | 17 989          | 7              | 1 020           | 34 972          |
| 1991/<br>1992 | 8              | 492             | 6 871           | 10              | 843             | 17 917          | 8              | 1 128           | 37 719          |

附录3-17 医院和医务人员数  
A3-17 NUMBER OF HOSPITAL AND PROFESSIONALS OF HEALTH CARE

| 年份<br>Year | 医院(所)<br>Hospitals | 床位(张)<br>Beds | 医生(人)<br>Doctors | 护士(人)<br>Nurses |
|------------|--------------------|---------------|------------------|-----------------|
| 1990       |                    | 36            | 966              | 347             |
| 1991       |                    | 32            | 958              | 344             |
| 1992       |                    | 45            | 1 141            | 338             |

# 附录四 我国经济社会统计指标 同世界主要国家比较

A COMPARISON OF INDICATORS OF ECONOMY AND  
SOCIETY AMONG PEOPLE'S REPUBLIC OF  
CHINA AND OTHER COUNTRIES

---

---





附录4-1 国土面积和人口  
A4-1 AREA OF LAND AND POPULATION

国外资料来源:联合国《统计月报》1994年3月,联合国粮农组织《生产年鉴》1992年,世界银行《世界发展报告》1993年。  
Source: United Nations《Monthly Bulletin of Statistics》March 1994, FAO《Yearbook of Production》1992.  
The World Bank《World Development Report》1993.

| 国家和地区   | Country or Area            | 国土面积<br>(万平方公里)<br>Area<br>(10 000 sq. km) | 1992<br>年中人口数<br>(万人)<br>Mid-Year<br>Population<br>(10 000 Persons) | 人口增长率(%)<br>Growth Rate               |      |      | 1992<br>人口密度<br>(人/平方公里)<br>Population<br>Density<br>(Persons/sq. km) |
|---------|----------------------------|--|---|---------------------------------------|------|------|---|
|         |                            |  |   | 1981-1990<br>年平均<br>Annual<br>average | 1991 | 1992 |   |
| 世界总计    | World                      | 13 584.0①                                  | 547 975.8   | 1.7                                   | 1.7  | 1.7  | 40  |
| 亚洲      | Asia                       | 2 760.0                                    | 323 333.3   | 1.9                                   | 1.8  | 1.8  | 117   |
| 中国      | China                      | 960.0                                      | 117 171②  | 1.5                                   | 1.3  | 1.2  | 122   |
| 日本      | Japan                      | 37.8                                       | 12 434.0  | 0.6                                   | 0.3  | 0.3  | 329   |
| 印度③     | India③                     | 297.5                                      | 86 190.9  | 2.1                                   | 2.8  | 2.4  | 290   |
| 印度尼西亚   | Indonesia                  | 190.5                                      | 19 117.0  | 2.0                                   | 4.7  | 1.8  | 100   |
| 菲律宾     | Philippines                | 30.0                                       | 6 426.0   | 2.4                                   | 2.3  | 2.2  | 214   |
| 泰国      | Thailand                   | 51.3                                       | 5 776.0   | 2.0                                   | 1.5  | 1.5  | 113   |
| 马来西亚    | Malaysia                   | 32.9                                       | 1 861.0   | 2.7                                   | 2.4  | 2.4  | 57  |
| 新加坡     | Singapore                  | 0.06                                       | 282.0   | 2.2                                   | 1.8  | 2.2  | 4 700   |
| 巴基斯坦    | Pakistan                   | 79.6                                       | 11 911.0  | 3.1                                   | 3.1  | 3.1  | 150   |
| 缅甸      | Myanmar                    | 67.7                                       | 4 367.0   | 2.2                                   | 2.2  | 2.2  | 65  |
| 孟加拉国    | Bangladesh                 | 14.4                                       | 11 929.0  | 2.7                                   | 2.4  | 2.4  | 828   |
| 土耳其     | Turkey                     | 78.1                                       | 5 878.0   | 2.8                                   | 2.4  | 2.4  | 75  |
| 蒙古      | Mongolia                   | 156.7                                      | 231.0   | 2.8                                   | 2.7  | 2.7  | 1   |
| 朝鲜      | Korea D P RP               | 12.3                                       | 2 292.0   | 1.9                                   | 1.9  | 3.3  | 186   |
| 韩国      | Korea Rep                  | 9.9  | 4 366.0   | 1.2                                   | 0.9  | 0.9  | 441   |
| 越南      | Viet Nam                   | 33.0                                       | 6 948.0   | 2.1                                   | 2.8  | 2.1  | 211   |
| 非洲      | Africa                     | 3 030.0                                    | 68 167.4  | 2.9                                   | 3.0  | 3.0  | 22  |
| 埃及      | Egypt                      | 100.2                                      | 5 516.0   | 2.4                                   | 2.3  | 2.3  | 55  |
| 尼日利亚    | Nigeria                    | 92.4                                       | 11 566.0  | 3.0                                   | 3.3  | 3.2  | 125   |
| 欧洲④     | Europe④                    | 490.0                                      | 50 405.5  | 0.3                                   | 0.4  | 0.3  | 103   |
| 德国      | Germany                    | 35.6                                       | 8 057.0   |                                       | 0.8  | 0.7  | 226   |
| 前联邦德国   | Fed. Rep.                  | 24.8                                       |   | 0.3                                   | 1.4  |      |   |
| 前民主德国   | Former DR                  | 10.8                                       |   | -0.1                                  |      |      |   |
| 英国      | United Kingdom             | 24.4                                       | 5 785.0   | 0.2                                   | 0.4  | 0.3  | 237   |
| 法国      | France                     | 55.2                                       | 5 737.0   | 0.5                                   | 0.6  | 0.6  | 104   |
| 意大利     | Italy                      | 30.1                                       | 5 678.0   | 0.2                                   | -2.2 | 0.7  | 189   |
| 原捷克斯洛伐克 | Former Czecho-<br>slovakia | 12.8                                       | 1 573.0   | 0.2                                   | -0.5 | 1.0  | 123   |
| 波兰      | Poland                     | 31.3                                       | 3 836.0   | 0.7                                   | 0.3  | 0.3  | 123   |
| 匈牙利     | Hungary                    | 9.3  | 1 032.0   | -0.2                                  | -0.1 | -0.3 | 111   |
| 罗马尼亚    | Romania                    | 23.8                                       | 2 275.0   | 0.4                                   | -0.1 | -1.9 | 96  |
| 保加利亚    | Bulgaria                   | 11.1                                       | 896.0   | 0.2                                   | -0.1 | -0.2 | 81  |
| 原南斯拉夫   | Former Yugoslavia          | 25.6⑤                                      | 2 393.0⑤  | 0.7                                   | 0.5  | 93⑤  | 93⑤   |
| 北美洲     | North America              | 2 420.0                                    | 43 561.7  | 1.3                                   | 1.4  | 1.4  | 18  |
| 美国      | United States              | 936.3                                      | 25 502.0  | 0.9                                   | 0.9  | 1.1  | 27  |
| 加拿大     | Canada                     | 997.1                                      | 2 744.0   | 1.0                                   | 1.7  | 1.5  | 3   |
| 墨西哥     | Mexico                     | 197.3                                      | 8 954.0   | 2.1                                   | 2.0  | 1.9  | 45  |
| 南美洲     | South America              | 1 780.0                                    | 30 447.1  | 2.2                                   | 1.8  | 1.7  | 17  |
| 巴西      | Brazil                     | 851.2                                      | 15 628.0  | 2.2                                   | 2.0  | 1.9  | 18  |
| 阿根廷     | Argentina                  | 277.7                                      | 3 310.0   | 1.4                                   | 1.2  | 1.2  | 12  |
| 大洋洲     | Oceania                    | 850.0                                      | 2 751.5   | 1.6                                   | 1.6  | 1.8  | 3   |
| 澳大利亚    | Australia                  | 768.2                                      | 1 753.0   | 1.5                                   | 1.5  | 1.4  | 2   |
| 新西兰     | New Zealand                | 26.8                                       | 341.0   | 0.7                                   | 0.9  | 0.9  | 13  |
| 原苏联     | Former Soviet Union        | 2 240.2                                    | 29 309.2  | 0.8                                   | 0.7  | 0.6  | 13  |

注:①是指有定居人口的各大洲面积,未包括尚无定居人口的南极洲。如包括南极洲,全世界陆地面积为 14950 万平方公里。原资料各大洲数用百万平方公里为单位,其和与世界总计略有出入。②中国为年末人口数。③不包括查谟、克什米尔等地区。④不包括原苏联。⑤1991年数。

Note:①The figure excluded the Antarctic Continent. If included, it would be 149.50 million sq. km.②Refers to end-year. ③Excluding jammu and kashmir. ④Excluding Former Soviet Union. ⑤Data refer to 1991.

附录4-2 自然资源 (1991年)  
A4-2 NATURAL RESOURCES (1991)

国外资料来源: 联合国粮农组织《生产年鉴》1992年。  
Source: United Nations FAO《Yearbook of Production》1992.

| 国家和地区   | Country or Area      | 耕地面积<br>(万公顷)<br>Arable Land<br>(10 000 HA) | 森林面积<br>(万公顷)<br>Forest and Woodl<br>(10 000 HA) | 森林覆盖率(%)<br>Forest-Cover<br>Rate<br>(%) | 林木蓄积量①<br>(亿立方米)<br>Forest Stock<br>(100 000 000<br>cu. m) | 草原面积<br>(万公顷)<br>Perm<br>Pasture<br>(10 000 HA) |
|---------|----------------------|---|--|---|--|---|
| 世界总计    | World                | 134698.8                                    | 386108.1   | 29.6                                    | 3100.0   | 335752.0  |
| 中 国     | China                | 9565.0                                      | 12863.0  | 13.4                                    | 101.4  | 31333.0   |
| 美 国     | United States        | 18574.2                                     | 28680.0  | 31.3                                    | 241.1  | 23917.2   |
| 日 本     | Japan                | 412.1                                       | 2510.5   | 66.7                                    | 29.0   | 64.7  |
| 德 国     | Germany              |   |  |   |  |   |
| 前联邦德国   | Fed. Rep.            | 725.1                                       | 737.0  | 30.2                                    | 11.0   | 453.7   |
| 前民主德国   | Fomer DR             | 470.9                                       | 297.3  | 28.2                                    | 5.4  | 125.1   |
| 英 国     | United Kingdom       | 655.2                                       | 241.0  | 10.0                                    | 2.0  | 1118.0  |
| 法 国     | France               | 1802.8                                      | 1485.0   | 27.0                                    | 18.0   | 1119.8  |
| 意 大 利   | Italy                | 902.5                                       | 675.2  | 23.0                                    | 3.5  | 488.0   |
| 加 拿 大   | Canada               | 4585.0                                      | 36000.0  | 39.0                                    | 231.5②   | 2800.0  |
| 澳大利亚    | Australia            | 4670.3                                      | 10600.0  | 13.9                                    | 10.5   | 41588.5   |
| 原 苏 联   | Fomer Soviet Union   | 22440.0                                     | 80000.0  | 36.5                                    | 859.0  | 32650.0   |
| 原捷克斯洛伐克 | Fomer Czechoslovakia | 493.0                                       | 461.9  | 36.8                                    | 9.0  | 167.3   |
| 波 兰     | Poland               | 1436.0                                      | 878.1  | 28.8                                    | 11.8   | 403.8   |
| 匈 牙 利   | Hungary              | 505.6                                       | 170.1  | 18.4                                    | 2.8  | 117.3   |
| 罗马尼亚    | Romania              | 942.3                                       | 669.0  | 29.0                                    | 13.5   | 477.8   |
| 保加利亚    | Bulgaria             | 386.4                                       | 387.1  | 35.0                                    | 3.1  | 199.9   |
| 原南斯拉夫   | Former Yugoslavia    | 701.5                                       | 912.0  | 35.7                                    | 10.0   | 635.2   |
| 印 度     | India                | 16630.0                                     | 6695.0   | 22.5                                    | 41.6   | 1177.0  |
| 印度尼西亚   | Indonesia            | 1620.0                                      | 10920.0  | 60.3                                    | 196.3  | 1180.0  |
| 菲 律 宾   | Philippines          | 455.0                                       | 1015.0   | 34.0                                    | 7.4  | 127.0   |
| 泰 国     | Thailand             | 2000.0                                      | 1400.0   | 27.4                                    | 18.3   | 84.0  |
| 马来西亚    | Malaysia             | 104.0                                       | 1900.0   | 57.8                                    | 20.5   | 2.7   |
| 巴基斯坦    | Pakistan             | 2068.0                                      | 348.0  | 4.5                                     | 0.9  | 500.0   |
| 緬 甸     | Myanmar              | 955.4                                       | 3239.7   | 49.3                                    | 31.0   | 35.9  |
| 孟加拉国    | Bangladcsh           | 889.6                                       | 189.1  | 14.5                                    | 3.0  | 60.0  |
| 土 耳 其   | Turkey               | 2466.6                                      | 2019.9   | 26.2                                    | 9.1  | 850.0   |
| 蒙 古     | Mongolia             | 139.5                                       | 1391.5   | 8.9                                     | 12.7   | 12460.0   |
| 韩 国     | Korea Rep            | 192.9                                       | 648.0  |   | 2.3  | 8.0   |
| 越 南     | Vict Nam             | 528.0                                       | 934.0  | 28.7                                    | 13.0   | 34.5  |
| 埃 及     | Egypt                | 226.7                                       | 3.1  | 0.0                                     |  |   |
| 尼日利亚    | Nigeria              | 2980.0                                      | 1160.0   | 12.7                                    | 7.1  | 4000.0  |
| 墨 西 哥   | Mexico               | 2315.0                                      | 4192.0   | 22.0                                    | 31.2   | 7449.9  |
| 巴 西     | Brazil               | 5180.0                                      | 49050.0  | 58.0                                    | 580.0  | 18550.0   |
| 阿 根 廷   | Argentina            | 2500.0                                      | 5910.0   | 21.6                                    | 5.3  | 14210.0   |

注: ①最新年份数字。②仅指用材林。

Note: ①Most recent figures. ②Refers to timber forests only.

### 附录4-3 生命统计(1992年)

#### A4-3 VITAL STATISTICS(1992)

国外资料来源:联合国《统计月报》1994年3月;世界银行《世界发展报告》1993年;亚太经社会《亚太统计数字》1993年;联合国《人口统计年鉴》1992年。

Source: United Nations (Monthly Bulletin of Statistics) March 1994; World Bank (World Development Report) 1993; Economic and Social Commission for Asia and the Pacific (Asia-Pacific in figures) 1993; United Nations (Demographic Yearbook) 1992.

单位:%

(%)

| 国家和地区<br>Country or Area         | 人口自然<br>增长率<br>Natural<br>Growth<br>Rate | 人口<br>出生率<br>Crude<br>Birth<br>Rate | 人口<br>死亡率<br>Crude<br>Death<br>Rate | 婴儿<br>死亡率①<br>Infant<br>Mortality<br>Rate① | 平均预期寿命(岁)①<br>Life Expectancy at<br>Birth (Ages)① |             |
|----------------------------------|--|-------------------------------------|-------------------------------------|--|---|-------------|
|                                  |  |                                     |                                     |  | 男<br>Male   | 女<br>Female |
| 世界总计<br>World                    | 17.0①                                    | 26.0①                               | 9.0①                                | 53   | 64  | 65          |
| 中 国<br>China                     | 11.6                                     | 18.2                                | 6.6                                 |  | 68②   | 71②         |
| 美 国<br>United States             | 5.1                                      | 13.6                                | 8.5                                 | 9  | 72  | 79          |
| 日 本<br>Japan                     | 3.2                                      | 9.9                                 | 6.7                                 | 5  | 76  | 82          |
| 德 国<br>Germany                   |  |                                     |                                     |  |   |             |
| 前联邦德国<br>Fed. Rep.               | -0.9                                     | 10.0                                | 10.9                                | 7  | 73  | 79          |
| 英 国<br>United Kingdom            | 2.6                                      | 13.6                                | 11.0                                | 7  | 72  | 79          |
| 法 国<br>France                    | 3.8                                      | 12.9                                | 9.1                                 | 7  | 73  | 81          |
| 意 大 利<br>Italy                   | 0.3                                      | 9.9                                 | 9.6                                 | 8  | 74  | 81          |
| 加 拿 大<br>Canada                  | 8.0①                                     | 15.0①                               | 7.0①                                | 7  | 74  | 81          |
| 澳大利亚<br>Australia                | 8.0                                      | 15.1                                | 7.1                                 | 8  | 73  | 80          |
| 原 苏 联<br>Former Soviet Union     | 6.5②                                     | 16.8②                               | 10.3②                               | 22②  | 64①   | 74①         |
| 原捷克斯洛伐克<br>Former Czechoslovakia | 1.8①                                     | 13.3①                               | 1.5①                                | 11   | 68  | 76          |
| 波 兰<br>Poland                    | 3.1                                      | 13.4                                | 10.3                                | 15   | 67  | 75          |
| 匈 牙 利<br>Hungary                 | -2.6                                     | 11.8                                | 14.4                                | 16   | 66  | 74          |
| 罗马尼亚<br>Romania                  | -0.2                                     | 11.4                                | 11.6                                | 27   | 67  | 73          |
| 保加利亚<br>Bulgaria                 | -2.1                                     | 9.9                                 | 12.0                                | 17   | 68  | 75          |
| 原南斯拉夫<br>Former Yugoslavia       | 5.2②                                     | 14.1②                               | 8.9②                                | 21   | 70  | 76          |
| 印 度<br>India                     | 19.1                                     | 29.3                                | 10.2                                | 90   | 60  | 60          |
| 印度尼西亚<br>Indonesia               | 16.4                                     | 25.2                                | 8.8                                 | 74   | 58  | 62          |
| 菲 律 宾<br>Philippines             | 23.6                                     | 30.5                                | 6.9                                 | 41   | 63  | 67          |
| 泰 国<br>Thailand                  | 14.2                                     | 20.3                                | 6.1                                 | 27   | 66  | 70          |
| 马来西亚<br>Malaysia                 | 23.2                                     | 27.8                                | 4.6                                 | 15   | 69  | 74          |
| 新 加 坡<br>Singapore               | 12.4                                     | 17.1                                | 4.7                                 | 6  | 74  | 78          |
| 巴基斯坦<br>Pakistan                 | 30.2                                     | 40.9                                | 10.7                                | 103  | 59  | 59          |
| 緬 甸<br>Myanmar                   | 19.6                                     | 28.5①                               | 8.9                                 | 47   | 60①   | 64①         |
| 孟加拉国<br>Bangladesh               | 24.4                                     | 38.2                                | 13.8                                | 103  | 53  | 52          |
| 蒙 古<br>Mongolia                  | 26.3                                     | 34.2                                | 7.9                                 | 62   | 62  | 65          |
| 越 南<br>Viet Nam                  | 21.1                                     | 29.7                                | 8.6                                 | 57   | 62  | 66          |
| 韩 国<br>Korea, Rep.               | 9.6                                      | 15.4                                | 5.8                                 | 16   | 68  | 74          |
| 埃 及<br>Egypt                     | 23.0①                                    | 32.0①                               | 9.0①                                | 59   | 60  | 62          |
| 尼日利亚<br>Nigeria                  | 30.0①                                    | 44.0①                               | 14.0①                               | 85   | 50  | 53          |
| 墨 西 哥<br>Mexico                  | 23.0①                                    | 28.0①                               | 5.0①                                | 36   | 67  | 73          |
| 巴 西<br>Brazil                    | 17.0①                                    | 24.0①                               | 7.0①                                | 58   | 63  | 69          |
| 阿 根 廷<br>Argentina               | 12.0①                                    | 21.0①                               | 9.0①                                | 25   | 68  | 75          |

注:①1991年数字。②1990年数据。

Note:①Data refer to 1991.②Data refer to 1990.

附录4-4 人口的年龄构成和城乡构成(1991年)

A4-4 AGE STRUCTURE AND RESIDENCE STRUCTURE OF POPULATION (1991)

国外资料来源:联合国《人口统计年鉴》1992年;世界银行《世界发展报告》1993年;亚太经社会《亚太统计数字》1993年。  
Source: United Nations (Demographic Yearbook) 1992, The World Bank (World Development Report) 1993; Economic and Social Commission for Asia and the Pacific (Asia-Pacific in figures) 1993.

单位: %

(%)

| 国家和地区<br>Country and Area | 年龄构成<br>Age Structure |       |                       | 城乡构成<br>Residence Structure |             |       |
|---------------------------|-----------------------|-------|-----------------------|-----------------------------|-------------|-------|
|                           | 0-14                  | 15-64 | 65岁及以上<br>65 and Over | 城市<br>Urban                 | 乡村<br>Rural |       |
| 中国                        | China                 | 27.7  | 66.3                  | 6.0                         | 29.4        | 70.6  |
| 美国                        | United States         | 21.5  | 65.6                  | 12.9                        | 75.0        | 25.0  |
| 日本                        | Japan                 | 18.1  | 69.6                  | 12.3                        | 77.0        | 23.0  |
| 德国                        | Germany               | 16.2  | 67.9                  | 15.9                        | 84.0①       | 16.0① |
| 英国                        | United Kingdom        | 19.0  | 64.7                  | 16.3                        | 89.0        | 11.0  |
| 法国                        | France                | 19.9  | 65.5                  | 14.6                        | 74.0        | 26.0  |
| 意大利                       | Italy                 | 16.2  | 68.6                  | 15.2                        | 69.0        | 31.0  |
| 加拿大                       | Canada                | 20.9  | 67.1                  | 12.0                        | 77.0        | 23.0  |
| 澳大利亚                      | Australia             | 22.1  | 67.0                  | 10.9                        | 86.0        | 14.0  |
| 原苏联                       | Former Soviet Union   | 25.7① | 65.1①                 | 9.2①                        | 66.0①       | 34.0① |
| 原捷克斯洛伐克                   | Former Czechoslovakia | 21.2  | 67.5                  | 11.3                        | 78.0①       | 22.0① |
| 波兰                        | Poland                | 24.8  | 65.7                  | 9.5                         | 62.0        | 38.0  |
| 匈牙利                       | Hungary               | 20.0  | 67.7                  | 12.3                        | 62.0        | 38.0  |
| 罗马尼亚                      | Romania               | 23.1  | 66.8                  | 10.1                        | 53.0        | 47.0  |
| 保加利亚                      | Bulgaria              | 20.1  | 66.8                  | 13.1                        | 68.0        | 32.0  |
| 原南斯拉夫                     | Former Yugoslavia     | 22.5  | 67.7                  | 9.8                         | 56.0①       | 44.0① |
| 印度                        | India                 | 35.8  | 60.2                  | 4.0                         | 27.0        | 73.0  |
| 印度尼西亚                     | Indonesia             | 35.8  | 60.2                  | 4.0                         | 31.0        | 69.0  |
| 菲律宾                       | Philippines           | 39.2  | 59.1                  | 1.7                         | 43.0        | 57.0  |
| 泰国                        | Thailand              | 32.4  | 65.9                  | 1.7                         | 23.0        | 77.0  |
| 马来西亚                      | Malaysia              | 36.6  | 59.5                  | 3.9                         | 44.0        | 56.0  |
| 新加坡                       | Singapore             | 22.9  | 70.7                  | 6.4                         | 100.0       |       |
| 巴基斯坦                      | Pakistan              | 44.0  | 53.5                  | 2.5                         | 33.0        | 67.0  |
| 缅甸                        | Myanmar               | 37.0  | 58.9                  | 4.1                         | 25.0        | 75.0  |
| 孟加拉国                      | Bangladesh            | 42.3  | 56.8                  | 0.9                         | 17.0        | 83.0  |
| 蒙古                        | Mongolia              | 41.0  | 55.8                  | 3.2                         | 52.5        | 47.5  |
| 越南                        | Viet Nam              | 39.0  | 56.6                  | 4.4                         | 22.3        | 77.7  |
| 韩国                        | Korea, Rep.           | 25.1  | 71.0                  | 3.9                         | 73.0        | 27.0  |
| 埃及                        | Egypt                 | 39.1  | 57.5                  | 3.4                         | 47.0        | 53.0  |
| 尼日利亚                      | Nigeria               | 46.5  | 52.3                  | 1.2                         | 36.0        | 64.0  |
| 墨西哥                       | Mexico                | 37.6  | 60.0                  | 2.4                         | 73.0        | 27.0  |
| 巴西                        | Brazil                | 34.2  | 62.8                  | 3.0                         | 76.0        | 24.0  |
| 阿根廷                       | Argentina             | 29.4  | 62.2                  | 8.4                         | 87.0        | 13.0  |

注: ①1990年数字。

Note: ①Data refer to 1990.

附录4-5 经济活动人口  
A4-5 ECONOMICALLY ACTIVE POPULATION

国外资料来源：国际劳工局《劳工统计年鉴》1993年。  
Source: International Labour Office 《Yearbook of Labour Statistics》1993.

| 国家和地区 Country or Area         | 年份 Year | 经济活动总人口<br>(万人)<br>Total<br>(10 000<br>Persons) | 经济活动人口构成(%)<br>Composition of Economically Active Population (%) |                               |                      |  |
|-------------------------------|---------|---|--|-------------------------------|----------------------|--|
|                               |         |   | 农林牧渔业<br>Agriculture<br>Hunting<br>Forestry<br>and Fishing       | 矿业<br>Mining and<br>Quarrying | 制造业<br>Manufacturing | 水、电、<br>煤气业<br>Electricity<br>Gas and<br>Water |
| 美国 United States              | 1992    | 12854.0   | 2.8  | 0.6                           | 16.8                 | 1.3  |
| 日本 Japan                      | 1992    | 6578.0  | 6.2  | 0.1                           | 23.9                 | 0.5  |
| 德国 Germany                    | 1992    | 3092.3  | 3.0  | 0.6                           | 28.2                 | 0.8  |
| 英国 United Kingdom             | 1992    | 2814.1  | 1.9  | 27.3                          |                      |  |
| 法国 France                     | 1991    | 2460.9  | 5.1  | 0.3                           | 18.5                 | 0.8  |
| 意大利 Italy                     | 1991    | 2424.5  | 7.5  | 0.9                           | 19.5                 |  |
| 加拿大 Canada                    | 1992    | 1379.7  | 3.4  | 2.2                           | 14.8                 |  |
| 澳大利亚 Australia                | 1992    | 858.6   | 5.0  | 1.2                           | 14.2                 | 1.3  |
| 原苏联 Former Soviet Union       | 1989    | 14332.4   | 19.3   |                               | 45.9                 |  |
| 原捷克斯洛伐克 Former Czechoslovakia | 1991    | 803.9   | 12.3   |                               |                      |  |
| 波兰 Poland                     | 1992    | 1752.9  | 21.4   |                               | 21.8③                |  |
| 匈牙利 Hungary                   | 1992    | 424.2   | 15.3   |                               | 28.9③                |  |
| 罗马尼亚 Romania                  | 1992    | 1029.0  | 21.3   | 2.5                           | 36.0                 | 1.9  |
| 印度尼西亚 Indonesia               | 1989    | 7550.8  | 54.7   | 10.5③                         |                      |  |
| 菲律宾 Philippines               | 1992    | 2618.0  | 41.5   | 0.5                           | 9.7                  | 0.4  |
| 泰国 Thailand                   | 1990    | 3175.0  | 62.1   | 0.2                           | 9.9                  | 0.3  |
| 新加坡 Singapore                 | 1992    | 162.0   | 0.3  |                               | 26.8                 | 0.5  |
| 马来西亚 Malaysia                 | 1988    | 617.6   | 30.6   | 0.5                           | 16.0                 | 0.7  |
| 巴基斯坦 Pakistan                 | ①       | 3382.9  | 44.5   | 0.1                           | 11.5                 | 0.8  |
| 缅甸 Myanmar                    | ②       | 1570.1  | 67.6   | 7.8③                          |                      |  |
| 韩国 Korea, Rep.                | 1992    | 1938.5  | 15.6   | 0.3                           | 24.6                 | 0.3  |
| 埃及 Egypt                      | 1989    | 1603.4  | 39.5   | 0.3                           | 12.2                 | 0.6  |
| 尼日利亚 Nigeria                  | 1986    | 3076.6  | 43.1   | 4.5③                          |                      |  |
| 巴西 Brazil                     | 1990    | 6446.8  | 22.0   |                               | 14.6                 | 1.3  |
| 墨西哥 Mexico                    | 1991    | 3122.9  | 26.2   | 0.7                           | 15.4                 | 0.5  |

续表 1 continued

| 国家和地区 Country or Area         | 年份 Year | 经济活动人口构成(%)<br>Composition of Economically Active Population (%) |   |  |   |  |             |
|-------------------------------|---------|--|---|--|---|--|-------------|
|                               |         | 建筑业<br>Construction  | 商业<br>Wholesale<br>and<br>Retail<br>Trade | 运输、仓储<br>及通信业<br>Transport<br>Storage and<br>Communication | 金融保险不动<br>产及产业服务<br>Finance<br>Insurance<br>Real Estate<br>and Business<br>Services | 社会服务及<br>个人服务<br>Community<br>Social and<br>Personal<br>Services | 其他<br>Other |
| 美国 United States              | 1992    | 6.3  | 20.6                                      | 5.5  | 10.4  | 35.0   | 0.7         |
| 日本 Japan                      | 1992    | 9.4  | 21.8                                      | 5.9  | 8.3   | 21.3   | 2.6         |
| 德国 Germany                    | 1992    | 5.9  | 15.6                                      | 5.5  | 7.9   | 32.5   | -           |
| 英国 United Kingdom             | 1992    |  |   |  | 63.8④   |  | 10.6        |
| 法国 France                     | 1991    | 6.4  | 15.4                                      | 5.7  | 9.1   | 28.4   | 10.3        |
| 意大利 Italy                     | 1991    | 8.1  | 19.2                                      | 4.7  | 4.1   | 24.9   | 11.1        |
| 加拿大 Canada                    | 1992    | 6.4  | 17.5                                      | 7.3  | 5.9   | 41.8   | 0.7         |
| 澳大利亚 Australia                | 1992    | 6.9  | 19.8                                      | 6.1  | 10.9  | 29.8   | 4.8         |
| 原苏联 Former Soviet Union       | 1989    |  | 7.4                                       |  |   | 25.9   | 1.5         |
| 原捷克斯洛伐克 Former Czechoslovakia | 1991    | 8.1  | 9.8                                       | 6.6  | 1.5   | 22.1   | 39.6        |
| 波兰 Poland                     | 1992    | 5.7  | 9.3                                       | 4.7  | 1.2   | 22.2   | 13.7        |
| 匈牙利 Hungary                   | 1992    | 6.4  | 13.3                                      | 8.8  | 27.3④   |  |             |
| 罗马尼亚 Romania                  | 1992    | 5.6  | 6.7                                       | 6.0  | 0.6   | 14.8   | 4.6         |
| 印度尼西亚 Indonesia               | 1989    | 2.4  | 14.4                                      | 2.9  | 0.5   | 11.7   | 2.9         |
| 菲律宾 Philippines               | 1992    | 4.0  | 12.5                                      | 4.7  | 1.7   | 16.2   | 8.8         |
| 泰国 Thailand                   | 1990    | 3.2  | 9.4                                       | 2.3  |   | 9.7  | 2.9         |
| 新加坡 Singapore                 | 1992    | 6.4  | 22.0                                      | 9.8  | 10.6  | 20.9   | 2.7         |
| 马来西亚 Malaysia                 | 1988    | 5.5  | 18.1                                      | 4.3  | 3.7   | 20.6   | -           |
| 巴基斯坦 Pakistan                 | ①       | 6.2  | 12.4                                      | 4.9  | 0.8   | 12.4   | 6.4         |
| 缅甸 Myanmar                    | ②       | 1.1  | 8.9                                       | 2.5  | 6.1④  |  | 6.0         |
| 韩国 Korea, Rep.                | 1992    | 8.5  | 21.9                                      | 5.2  | 5.8   | 15.3   | 2.5         |
| 埃及 Egypt                      | 1989    | 6.2  | 8.4                                       | 4.9  | 1.6   | 19.4   | 6.9         |
| 尼日利亚 Nigeria                  | 1986    | 1.8  | 24.1                                      | 3.6  | 0.4   | 15.9   | 6.6         |
| 巴西 Brazil                     | 1990    | 5.9  | 12.4                                      | 3.8  | 2.7   | 33.7   | 3.6         |
| 墨西哥 Mexico                    | 1991    | 6.0  | 19.7                                      | 3.7  | 4.1   | 20.9   | 2.8         |

注：①1992-1993年数字。②1989-1990年数字。③包括矿业、制造业、水、电、煤气业。④包括社会服务及个人服务。

Notes: ①Data refer to 1992-1993. ②Data refer to 1989-1990. ③Including mining and quarrying, manufacturing, electricity, gas and water. ④Including community social and personal services.

## 附录4-6 就业状况

## A4-6 EMPLOYMENT

国外资料来源:国际劳工组织《劳工统计年鉴》1993年。

Source: International Labour Office《YearBook of Labour Statistics》1993.

| 国家和地区<br>Country or Area         | 年份<br>Year | 就业人数<br>(万人)<br>Employment<br>(10 000<br>Persons) | 就业人数构成(%)<br>Composition of employment(%)                  |                               |                           |  |
|----------------------------------|------------|---|--|-------------------------------|---------------------------|--|
|                                  |            |   | 农林牧渔业<br>Agriculture<br>Forestry<br>Hunting and<br>Fishing | 矿业<br>Mining and<br>Quarrying | 制造业<br>Manufac-<br>turing | 水、电、<br>煤气业<br>Electricity<br>Gas and<br>Water |
| 中 国<br>China                     | 1992       | 59432.0   | 58.6   | 0.2                           | 17.2                      |  |
| 美 国<br>United States             | 1992       | 11759.8   | 2.9  | 0.6                           | 17.0                      | 1.4  |
| 日 本<br>Japan                     | 1992       | 6436.0  | 6.4  | 0.1                           | 24.4                      | 0.5  |
| 德 国<br>Germany                   | 1991       | 2968.4  | 3.5  | 0.8                           | 31.6                      | 0.9  |
| 英 国<br>United Kingdom            | 1992       | 2546.3  | 2.2  |                               | 26.2                      |  |
| 法 国<br>France                    | 1992       | 2233.2  | 5.1  | 0.3                           | 20.2                      | 0.9  |
| 意 大 利<br>Italy                   | 1991       | 2159.5  | 8.4  | 1.1                           | 21.9                      |  |
| 加 拿 大<br>Canada                  | 1992       | 1224.0  | 4.4  | 1.3                           | 14.6                      | 1.2  |
| 澳大利亚<br>Australia                | 1992       | 769.4   | 5.3  | 1.2                           | 14.5                      | 1.4  |
| 原 苏 联<br>Former Soviet Union     | 1990       | 12497.1   | 18.2   |                               | 28.3②                     |  |
| 原捷克斯洛伐克<br>Former Czechoslovakia | 1991       | 771.0   | 9.9  |                               | 35.9                      |  |
| 波 兰<br>Poland                    | 1991       | 1656.0  | 26.7   | 2.9                           | 24.3                      | 0.9  |
| 匈 牙 利<br>Hungary                 | 1991       | 485.7   | 18.7   |                               | 28.7②                     |  |
| 罗马尼亚<br>Romania                  | 1991       | 1078.6  | 29.8   | 2.6                           | 31.3                      | 1.4  |
| 原南斯拉夫<br>Former Yugoslavia       | 1989       | 669.7   | 5.0  | 2.2                           | 38.7                      | 2.2  |
| 印 度<br>India                     | 1989       | 2596.2①   | 5.5  | 4.1                           | 24.1                      | 3.5  |
| 印度尼西亚<br>Indonesia               | 1992       | 7810.4  | 54.9   | 0.8                           | 10.0                      | 0.2  |
| 菲 律 宾<br>Philippines             | 1992       | 2391.7  | 45.4   | 0.6                           | 10.6                      | 0.4  |
| 泰 国<br>Thailand                  | 1990       | 3084.4  | 64.0   | 0.2                           | 10.2                      | 0.4  |
| 新 加 坡<br>Singapore               | 1992       | 157.6   | 0.3  |                               | 25.8                      | 0.5  |
| 马来西亚<br>Malaysia                 | 1990       | 668.5   | 26.0   | 0.6                           | 19.9                      | 0.7  |
| 巴基斯坦<br>Pakistan                 | 1992       | 3075.3  | 47.4   | 0.1                           | 12.2                      | 0.8  |
| 緬 甸<br>Myanmar                   | 1992       | 1573.7  | 69.1   | 0.5                           | 7.2                       | 0.1  |
| 韩 国<br>Korea, Rep.               | 1992       | 1892.1  | 16.0   | 0.3                           | 25.2                      | 0.3  |
| 巴 西<br>Brazil                    | 1990       | 6210.0  | 22.8   | 1.4③                          | 15.2                      |  |



续表 1 continued

| 国家和地区<br>Country or Area         | 年份<br>Year | 就业人数构成(%)<br>Composition of employment(%) |   |  |  |             | 失业率<br>(%)<br>Rate of<br>Unemployment |
|----------------------------------|------------|---|---|--|--|-------------|---------------------------------------|
|                                  |            | 商业<br>Wholesale<br>Retail<br>Trade        | 运输、仓储<br>及通信业<br>Transport<br>Storage<br>and Commu-<br>nication | 金融、保险<br>不动产及产<br>业服务<br>Finance<br>Insurance<br>Real Estate<br>Business<br>Services | 社会服务及<br>个人服务<br>Community<br>Social and<br>Personal<br>Services | 其他<br>Other |                                       |
| 中 国<br>China                     | 1992       | 5.3④                                      | 2.6   | 0.4⑤   | 5.0⑥   | 6.2         | 2.3                                   |
| 美 国<br>United States             | 1992       | 20.7                                      | 1.7   | 5.7  | 21.6   | 22.4        | 7.3                                   |
| 日 本<br>Japan                     | 1992       | 22.3                                      | 6.0   | 8.5  | 21.8   | 0.4         | 2.2                                   |
| 德 国<br>Germany                   | 1991       | 14.7                                      | 5.7   | 8.3  | 27.8   |             | 14.8                                  |
| 英 国<br>United Kingdom            | 1992       | 69.2                                      |   |  |  | 2.4         | 9.6                                   |
| 法 国<br>France                    | 1992       | 16.7                                      | 6.4   | 10.2   | 33.1   |             | 10.2                                  |
| 意 大 利<br>Italy                   | 1991       | 21.6                                      | 5.3   | 4.6  | 28.0   |             | 11.5                                  |
| 加 拿 大<br>Canada                  | 1992       | 23.8                                      | 6.3   | 11.8   | 31.0   |             | 11.3                                  |
| 澳大利亚<br>Australia                | 1992       | 25.2                                      | 6.5   | 11.5   | 27.3   | 0.3         | 10.8                                  |
| 原 苏 联<br>Former Soviet Union     | 1990       | 7.8                                       | 8.2   | 0.6  | 25.1   | 2.0         |                                       |
| 原捷克斯洛伐克<br>Former Czechoslovakia | 1991       | 11.5                                      | 6.8   | 3.8  | 23.9   | 0.2         | 6.6                                   |
| 波 兰<br>Poland                    | 1991       | 10.6                                      | 6.0   | 2.1  | 18.7   | 0.5         | 13.3                                  |
| 匈 牙 利<br>Hungary                 | 1991       | 12.4                                      | 8.4   |  | 25.5⑦  |             | 1.7                                   |
| 罗马尼亚<br>Romania                  | 1991       | 8.5                                       | 6.4   | 3.0  | 12.4   |             | 8.4                                   |
| 原南斯拉夫<br>Former Yugoslavia       | 1989       | 13.8                                      | 7.8   | 3.1  | 19.1   |             | 16.4                                  |
| 印 度<br>India                     | 1989       | 1.7                                       | 11.7  | 5.0  | 39.7   |             |                                       |
| 印度尼西亚<br>Indonesia               | 1992       | 14.2                                      | 3.2   | 0.7  | 12.8   | 0.2         |                                       |
| 菲 律 宾<br>Philippines             | 1992       | 13.7                                      | 5.1   | 1.9  | 17.8   | 0.2         | 8.6                                   |
| 泰 国<br>Thailand                  | 1990       | 9.6⑦                                      | 2.4   |  | 9.9  |             | 2.2                                   |
| 新 加 坡<br>Singapore               | 1992       | 22.6                                      | 10.0  | 10.9   | 21.5   | 1.9         | 2.7                                   |
| 马来西亚<br>Malaysia                 | 1990       | 18.2                                      | 4.5   | 3.9  | 19.9   |             |                                       |
| 巴基斯坦<br>Pakistan                 | 1992       | 13.2                                      | 5.3   | 0.9  | 13.3   | 0.2         | 6.3                                   |
| 緬 甸<br>Myanmar                   | 1992       | 8.9                                       | 2.5   | 7.5  | 3.0  |             |                                       |
| 韩 国<br>Korea, Rep.               | 1992       | 22.4                                      | 5.3   | 6.0  | 15.7   | 0.1         | 2.4                                   |
| 巴 西<br>Brazil                    | 1990       | 12.8                                      | 3.9   | 2.8  | 34.9   |             | 3.7                                   |

注:①只包括国营部门和10人及10人以上的非农业私人企业。②包括矿业和水、电、煤气业。③包括水、电、煤气业。

④为商业、公共饮食业、物资供销和仓储业。⑤仅为金融、保险业。⑥为房地产管理、公共事业、居民服务和咨询服务、卫生、体育和社会福利事业、教育、文化艺术和广播电视事业以及科学研究和综合技术服务事业。

⑦包括金融、保险、不动产及产业服务。

Notes:①Public sector and establishments of non-agricultural private sector with 10 or more persons employed.

②Including mining, quarrying and electricity, gas and water. ③Including electricity, gas and water.

④Refer to domestic commerce, trade, caterer service, material supply and storage. ⑤Refer to banking and insurance. ⑥Refer to real estate management, public service, tourism and restaurant, residential and consultancy service, health care, sports and social welfare, education, culture, art, Radio and television, Broadcasting, Scientific research and polytechnical services.

⑦Comprise financing, insurance, real estate business services.

## 附录4-7 国内生产总值和指数

## A4-7 GROSS DOMESTIC PRODUCTS AND INDICES

国外资料来源:国际货币基金组织《国际金融统计月报》1994年3月。

Source: International Monetary Fund 《International Financial Statistics》 March 1994.

| 国家和地区       | Country or Area                       | 1992<br>国内生产<br>总值<br>(亿本币)<br>GDP<br>(national<br>currency<br>100 000 000) | 国内生产总值指数(比上年增长%)<br>GDP Indices |       |       |       |
|-------------|---------------------------------------|---|---------------------------------|-------|-------|-------|
|             |                                       |   | 1990                            | 1991  | 1992  | 1993  |
| 中国          | (人民币元) China (Yuan renminbi)          | 24362.9   | 3.9                             | 8.0   | 13.6  | 13.4  |
| 美国          | (美元) United States (Dollars)          | 60385.0   | 1.1                             | -1.2  | 2.0   | 3.0   |
| 日本          | (日元) Japan (Yen)                      | 4648090.0   | 4.8                             | 4.1   | 1.5   | 0.1   |
| 德国④         | (西德马克) Germany④ (Deutsche mark)       | 27942.0   | 4.9                             | 3.6   | 0.8   | -1.2  |
| 英国          | (英镑) United Kingdom (Pounds)          | 5961.7  | 0.5                             | -2.2  | -0.6  | 1.9   |
| 法国          | (法郎) France (Francs)                  | 69976.0   | 2.5                             | 0.7   | 1.3   | -0.9  |
| 意大利         | (里拉) Italy (Lire)                     | 15072000.0  | 2.1                             | 1.3   | 0.9   | -0.7  |
| 加拿大         | (加元) Canada (Dollars)                 | 6885.4  | -0.5                            | -1.7  | 0.9   | 2.4   |
| 澳大利亚        | (澳元) Australia (Dollars)              | 3953.1  | 1.2                             | -1.1  | 2.2   | 4.1   |
| 原苏联         | (卢布) Former Soviet Union (Rouble)     | 10000.0②  | -2.2                            | -9.0  | -18.5 | -12.0 |
| 原捷克斯洛伐克(克朗) | Former Czechoslovakia (Koruna)        | 9777.6②   | -0.4                            | -15.9 | -8.5  | -2.0  |
| 波兰          | (兹罗提) Poland (Zloty)                  | 11385080.0  | -11.6                           | -7.2  | 1.0   | 4.0   |
| 匈牙利         | (福林) Hungary (Forint)                 | 28000.0   | -4.0                            | -10.2 | -5.0  | -1.0  |
| 罗马尼亚        | (列伊) Romania (Lei)                    | 8440.0③   | -7.1                            | -13.7 | -10.0 |       |
| 原南斯拉夫       | (新第纳尔) Former Yugoslavia (New dinars) | 2822.7①   | -7.5                            | -17.0 | -24.0 |       |
| 印度          | (卢比) India (Rupees)                   | 60950.0②  | 5.6                             | 1.3   | 4.0   | 4.5   |
| 印度尼西亚       | (卢比) Indonesia (Rupiahs)              | 2565080.0   | 7.1                             | 6.6   | 6.0   | 6.6   |
| 菲律宾         | (比索) Philippines (Pesos)              | 13503.0   | 2.7                             | -0.7  | -0.3  | 2.5   |
| 泰国          | (铢) Thailand (Baht)                   | 25094.0③  | 10.0                            | 8.6   | 7.5   | 7.5   |
| 马来西亚        | (林吉特) Malaysia (Ringgit)              | 1270.4  | 9.8                             | 9.0   | 8.7   | 8.0   |
| 新加坡         | (新加坡元) Singapore (Dollars)            | 749.8   | 8.3                             | 6.7   | 5.8   | 9.0   |
| 巴基斯坦        | (卢比) Pakistan (Rupees)                | 12023.5   | 5.3                             | 4.7   | 7.8   | 7.0   |
| 缅甸          | (缅元) Myanmar (Kyats)                  | 1765.7②   | 2.7                             | 1.3   | 1.6   |       |
| 孟加拉国        | (塔卡) Bangladesh (Taka)                | 9065.0  | 6.6                             | 3.4   | 4.0   |       |
| 土耳其⑥        | (里拉) Turkey⑥ (Liras)                  | 2831870.0③  | 9.1                             | 1.0   | 5.4   | 7.0   |
| 韩国          | (韩圆) Korea, Rep. (Won)                | 2317270.0   | 9.2                             | 8.5   | 4.8   | 5.0   |
| 埃及          | (埃镑) Egypt (Pounds)                   | 1391.0  | 5.7                             | 1.1   | 4.4   |       |
| 尼日利亚        | (奈拉) Nigeria (Naira)                  | 4555.2  | 8.2                             | 4.5   | 4.3   |       |
| 墨西哥         | (新比索) Mexico (New pesos)              | 10332.2   | 4.5                             | 3.6   | 2.7   |       |
| 巴西⑤         | (克鲁塞罗) Brazil⑤ (Cruzeiro)             | 17789.6   | -4.1                            | 0.9   | -0.9  |       |
| 阿根廷         | (比索) Argentina (Pesos)                | 2266.4  | 0.1                             | 8.9   | 8.7   | 5.7   |

注:①1989年数。②1991年数。③1990年数。④1991年以前数字仅指原联邦德国数。

⑤1990年3月16日,克鲁塞罗取代新克鲁扎多。1克鲁塞罗=1克鲁扎多。⑥国民生产总值增长率。

Notes:①Data refer to 1989.②Data refer to 1991.③Data refer to 1990.④Data before 1991, refer to the Federal Republic of Germany. ⑤On March 16, 1990 the cruzeiro replaced the new cruzado at an exchange rate of one new cruzado for one cruzeiro. ⑥Growth rate of GNP.

## 附录4-8 国内生产总值部门构成

## A4-8 COMPOSITION OF GROSS DOMESTIC PRODUCTS BY KIND OF ACTIVITY

国外资料来源：联合国《国民核算年鉴》1991年。  
Source: United Nations《National Accounts Statistics》1991.

单位：%

(%)

| 国家和地区     | Country or Area   | 年份<br>Year | 农 业<br>Agriculture<br>Hunting<br>Forestry<br>and Fishing | 矿 业<br>Mining and<br>Quarrying | 制造业<br>Manufacturing | 水、电、<br>煤气业<br>Electricity<br>Gas and Water | 建筑业<br>Construction |
|-----------|-------------------|------------|--|--------------------------------|----------------------|---|---------------------|
| 中 国       | China             | 1992       | 23.8   |                                | 42.2⑤                |   | 5.8                 |
| 美 国       | United States     | 1987       | 2.0  | 5.0⑤                           | 19.3                 |   | 4.9                 |
| 日 本       | Japan             | 1991       | 2.3  | 0.3                            | 29.0                 | 2.8   | 9.9                 |
| 德国(前联邦德国) | Germany           | 1991       | 1.3  |                                | 29.5①                |   | 5.4                 |
| 英 国       | United Kingdom    | 1991       | 1.5  |                                |                      | 2.8②  | 5.9                 |
| 法 国       | France            | 1991       | 3.1  | 0.5                            | 20.8                 | 2.2   | 5.3                 |
| 意 大 利     | Italy             | 1991       | 3.3  | 20.1③                          |                      | 5.2   | 5.9                 |
| 加 拿 大     | Canada            | 1989       | 2.4  | 3.2                            | 16.8                 | 2.8   | 6.3                 |
| 澳大利亚      | Australia         | 1991       | 3.0  | 4.4                            | 14.6                 | 3.4   | 7.3                 |
| 匈 牙 利     | Hungary           | 1991       | 10.0   | 3.1                            | 21.5                 |   | 5.3                 |
| 罗马尼亚      | Romania           | 1991       | 18.5   |                                | 43.6⑤                |   | 5.0                 |
| 保加利亚      | Bulgaria          | 1991       | 15.4   |                                | 43.4⑤                |   | 4.5                 |
| 原南斯拉夫     | Former Yugoslavia | 1990       | 10.8   | 2.1                            | 26.2                 | 1.5   | 6.6                 |
| 印 度       | India             | 1991       | 28.6   | 1.9                            | 15.8                 | 2.0   | 5.1                 |
| 印度尼西亚     | Indonesia         | 1991       | 19.5   | 13.6                           | 21.3                 | 0.7   | 5.7                 |
| 菲 律 宾     | Philippines       | 1991       | 21.2   | 1.4                            | 25.4                 | 2.5   | 5.0                 |
| 泰 国       | Thailand          | 1991       | 12.8   | 1.6                            | 28.2                 | 2.1   | 6.8                 |
| 马来西亚      | Malaysia          | 1985       | 21.0   |                                | 32.0⑤                |   | 5.0                 |
| 新 加 坡     | Singapore         | 1991       | 0.2  | 0.2                            | 28.9                 | 1.8   | 6.3                 |
| 巴基斯坦      | Pakistan          | 1991       | 22.3   | 0.6                            | 15.4                 | 2.8   | 3.8                 |
| 緬 甸       | Myanmar           | 1991       | 58.7   | 0.6                            | 6.9                  | 0.2   | 1.7                 |
| 孟加拉国      | Bangladesh        | 1991       | 35.1   |                                | 9.1                  | 1.6   | 5.9                 |
| 土 耳 其     | Turkey            | 1991       | 16.8   | 1.9                            | 22.4                 | 2.4   | 6.4                 |
| 韩 国       | Korea, Rep.       | 1991       | 8.1  | 0.4                            | 27.5                 | 2.1   | 15.4                |
| 埃 及       | Egypt             | 1989       | 18.0   | 4.5                            | 16.7                 | 1.2   | 5.1                 |
| 尼日利亚      | Nigeria           | 1991       | 30.4   | 37.2                           | 5.7                  | 0.4   | 3.5                 |
| 墨 西 哥     | Mexico            | 1991       | 7.7  | 2.1                            | 22.3                 | 1.5   | 4.2                 |
| 巴 西       | Brazil            | 1989       | 7.8  | 30.7③                          |                      |   | 8.4                 |
| 阿 根 廷     | Argentina         | 1991       | 6.9  | 2.1                            | 24.4                 | 1.6   | 4.7                 |

单位: %

续表 1 continued

(%)

| 国家和地区<br>Country or Area   | 年份<br>Year | 商 业<br>Wholesale<br>and Retail<br>Trade | 运输、仓储<br>及通信业<br>Transport<br>Storage and<br>Communication | 金融保险不动<br>业及产业服务<br>Finance<br>Insurance<br>Real Estate<br>and Business<br>Services | 社会服务及<br>个人服务<br>Community<br>Social and<br>Personal<br>Services | 其 他<br>Other |
|----------------------------|------------|---|--|---|--|--------------|
| 中 国<br>China               | 1992       | 5.9                                     | 6.3  | 16.0⑥   |  |              |
| 美 国<br>United States       | 1987       | 17.1                                    | 6.2  |   |  | 45.5         |
| 日 本<br>Japan               | 1991       | 12.9                                    | 6.5  | 16.0  | 16.1   | 4.2          |
| 德国(前联邦德国)<br>Germany       | 1991       |   | 5.5  | 12.3  |  | 46.0         |
| 英 国<br>United Kingdom      | 1991       | 12.8③                                   | 6.1  | 21.5  | 5.7  | 43.7         |
| 法 国<br>France              | 1991       | 15.3                                    | 5.8  | 21.6  | 5.8  | 19.6         |
| 意 大 利<br>Italy             | 1991       | 18.2                                    | 5.7  | 25.1④   |  | 16.5         |
| 加 拿 大<br>Canada            | 1989       | 12.6                                    | 5.8  | 18.5  | 5.3  | 26.3         |
| 澳大利亚<br>Australia          | 1991       | 17.9                                    | 7.4  | 22.4  | 17.3   | 2.3          |
| 匈 牙 利<br>Hungary           | 1991       | 14.3                                    | 8.0  | 7.8   | 1.2  | 28.8         |
| 罗马尼亚<br>Romania            | 1991       | 8.5                                     | 4.5  | 2.3   | 3.4  | 14.2         |
| 保加利亚<br>Bulgaria           | 1991       | 7.7                                     | 8.1  | 20.9④   |  |              |
| 原南斯拉夫<br>Former Yugoslavia | 1990       | 7.2                                     | 10.3   | 5.9   | 13.5   | 15.9         |
| 印 度<br>India               | 1991       | 10.9                                    | 6.8  | 7.5   | 5.4  | 16.0         |
| 印度尼西亚<br>Indonesia         | 1991       | 16.6                                    | 5.9  | 7.0   | 3.3  | 6.4          |
| 菲 律 宾<br>Philippines       | 1991       | 15.2                                    | 5.9  | 10.8  | 5.1  | 7.5          |
| 泰 国<br>Thailand            | 1991       | 22.9                                    | 7.0  | 8.8   | 6.5  | 3.3          |
| 马来西亚<br>Malaysia           | 1985       | 12.0                                    | 6.0  | 24.0④   |  |              |
| 新 加 坡<br>Singapore         | 1991       | 16.7                                    | 13.4   | 27.5  | 4.1  | 0.4          |
| 巴基斯坦<br>Pakistan           | 1991       | 14.7                                    | 7.8  | 6.4   | 6.7  | 19.5         |
| 緬 甸<br>Myanmar             | 1991       | 22.7                                    | 2.4  | 0.2   | 2.9  | 3.7          |
| 孟加拉国<br>Bangladesh         | 1991       | 8.2                                     | 11.3   | 10.7  | 13.4   | 4.7          |
| 土 耳 其<br>Turkey            | 1991       | 18.0                                    | 13.5   | 7.8   | 2.2  | 8.6          |
| 韩 国<br>Korea, Rep.         | 1991       | 10.6                                    | 7.1  | 15.2  | 4.2  | 9.4          |
| 埃 及<br>Egypt               | 1989       | 20.5                                    | 8.5  |   | 16.9   | 8.6          |
| 尼日利亚<br>Nigeria            | 1991       | 13.1                                    | 2.0  | 5.6   | 0.3  | 1.8          |
| 墨 西 哥<br>Mexico            | 1991       | 24.8                                    | 8.8  | 12.9  | 10.2   | 5.5          |
| 巴 西<br>Brazil              | 1989       | 7.1                                     | 5.1  | 40.0④   |  | 0.9          |
| 阿 根 廷<br>Argentina         | 1991       | 15.0                                    | 5.2  | 15.3  | 24.8   |              |

注:①包括矿业、社会服务及个人服务。②包括核产品。③包括制造业。④包括社会服务及个人服务、商业、建筑业以及运输、仓储、通信业。⑤包括矿业、水、电、煤气业。⑥包括社会服务及个人服务。

Notes:①Comprise mining and quarrying, community social and personal services. ②Includes nuclear fuel production. ③Comprise manufacturing. ④Comprise community social and personal services, Wholesale and retail trade, transport storage and communication. ⑤Comprise electricity gas and water. ⑥Comprise community social and personal services.

## 附录4-9 国内生产总值使用构成

## A4-9 COMPOSITION OF EXPENDITURES ON THE GROSS DOMESTIC PRODUCTS

国外资料来源：联合国《国民核算年鉴》1991年。  
Source: United Nations《National Accounts Statistics》1991。  
单位：%

(%)

| 国家和地区<br>Country or Area   | 年份<br>Year | 政府消费<br>Government<br>Final<br>Consumption | 个人消费<br>Private<br>Final<br>Consumption | 固定资本<br>形成<br>Gross Fixed<br>Capital<br>Formation | 库存变动<br>Increase in<br>Stocks | 出口净额<br>(出口减<br>进口)<br>Balance |
|----------------------------|------------|--|---|---|-------------------------------|--------------------------------|
| 美 国<br>United States       | 1991       | 18.2                                       | 67.1                                    | 15.2  | -0.1                          | -0.5                           |
| 日 本<br>Japan               | 1991       | 9.2  | 56.6                                    | 31.6  | 0.7                           | 1.8                            |
| 德国(前联邦德国)<br>Germany       | 1991       | 17.9                                       | 54.4                                    | 21.6  | -0.3                          | 6.4                            |
| 英 国<br>United Kingdom      | 1991       | 21.3                                       | 63.9                                    | 16.7  | -0.9                          | 0.9                            |
| 法 国<br>France              | 1991       | 18.3                                       | 60.4                                    | 20.8  | 0.2                           | 0.3                            |
| 意 大 利<br>Italy             | 1991       | 17.5                                       | 62.1                                    | 19.8  | 0.6                           | 0.1                            |
| 加 拿 大<br>Canada            | 1991       | 21.0                                       | 60.5                                    | 19.9  | -0.1                          | -1.0                           |
| 澳大利亚<br>Australia          | 1991       | 18.7                                       | 61.7                                    | 19.6  | -0.6                          | 0.3                            |
| 波 兰<br>Poland              | 1991       | 20.4                                       | 58.3                                    | 18.8  | 2.7                           | 0.3                            |
| 匈 牙 利<br>Hungary           | 1991       | 25.6                                       | 56.5                                    | 19.1  | 1.7                           | -2.9                           |
| 罗马尼亚<br>Romania            | 1991       | 13.3                                       | 57.2                                    | 14.9  | 18.7                          | -4.0                           |
| 保加利亚<br>Bulgaria           | 1991       | 5.4  | 70.4                                    | 18.9  | 9.0                           | -3.7                           |
| 原南斯拉夫<br>Former Yugoslavia | 1990       | 17.6                                       | 66.1                                    | 14.7  | 7.3                           | -5.8                           |
| 印 度<br>India               | 1990       | 11.6                                       | 62.9                                    | 23.1  | 3.4                           | -1.5                           |
| 印度尼西亚<br>Indonesia         | 1991       | 9.2  | 55.1                                    | 26.9  | 8.2                           | 0.7                            |
| 菲 律 宾<br>Philippines       | 1991       | 10.2                                       | 73.7                                    | 19.7  | 0.2                           | -1.5                           |
| 泰 国<br>Thailand            | 1991       | 9.4  | 56.6                                    | 41.8  | 0.8                           | -7.0                           |
| 马来西亚<br>Malaysia           | 1991       | 14.2                                       | 54.7                                    | 35.5  | 0.8                           | -5.2                           |
| 新 加 坡<br>Singapore         | 1991       | 10.5                                       | 43.4                                    | 39.9  | -2.4                          | 9.4                            |
| 巴基斯坦<br>Pakistan           | 1991       | 12.9                                       | 72.8                                    | 17.2  | 1.5                           | -4.4                           |
| 緬 甸<br>Myanmar             | 1991       | 86.1 <sup>①</sup>                          |   | 16.0  | -0.8                          | -1.3                           |
| 孟加拉国<br>Bangladesh         | 1990       | 8.7  | 87.3                                    | 10.2  | 1.0                           | -7.3                           |
| 土 耳 其<br>Turkey            | 1989       | 16.0                                       | 61.8                                    | 27.8  | -0.1                          | -0.5                           |
| 韩 国<br>Korea, Rep.         | 1991       | 10.8                                       | 52.7                                    | 38.0  | 1.1                           | -2.6                           |
| 埃 及<br>Egypt               | 1989       | 11.0                                       | 71.7                                    | 25.6  | 5.5                           | -13.9                          |
| 尼日利亚<br>Nigeria            | 1990       | 17.2                                       | 74.1                                    | 11.7  | 1.1                           | -4.1                           |
| 墨 西 哥<br>Mexico            | 1991       | 9.0  | 71.7                                    | 19.4  | 2.9                           | -3.1                           |
| 巴 西<br>Brazil              | 1989       | 14.3                                       | 57.6                                    | 24.9  |                               | 3.2                            |
| 阿 根 廷<br>Argentina         | 1991       | 83.8                                       |   | 14.6  |                               | 1.6                            |

注：①包括个人消费。

Notes:①Including private final consumption.

## 附录4-10 农业生产指数①

## A4-10 INDICES OF AGRICULTURAL PRODUCTS①

国外资料来源：联合国粮农组织《统计季报》1993年第4季度。  
Source: United Nations FAO《Quarterly Bulletin of Statistics》1993. 4.  
1979-1981年=100

1979-1981=100

| 国家和地区   | Country or Area       | 1985  | 1988  | 1989  | 1990  | 1991  | 1992  | 1993  |
|---------|-----------------------|-------|-------|-------|-------|-------|-------|-------|
| 世界总计    | World                 | 114.2 | 118.4 | 122.6 | 125.5 | 125.7 | 128.0 | 127.0 |
| 中 国②    | China②                | 148.6 | 164.7 | 169.8 | 182.3 | 186.6 | 195.4 | 203.3 |
| 美 国     | United States         | 106.8 | 94.3  | 102.1 | 105.5 | 104.7 | 113.6 | 106.1 |
| 日 本     | Japan                 | 107.1 | 97.2  | 98.8  | 98.0  | 91.0  | 96.3  | 86.9  |
| 德 国     | Germany               |       |       |       |       |       |       |       |
| 前联邦德国   | Fed. Rep.             | 108.4 | 116.5 | 115.8 | 118.6 |       |       |       |
| 前民主德国   | Former DR             | 116.0 | 111.8 | 111.9 | 107.4 |       |       |       |
| 英 国     | United Kingdom        | 110.3 | 106.6 | 110.0 | 111.6 | 115.1 | 112.3 | 111.0 |
| 法 国     | France                | 106.4 | 105.7 | 102.6 | 105.5 | 104.4 | 111.3 | 103.7 |
| 意 大 利   | Italy                 | 101.8 | 100.3 | 102.5 | 97.2  | 106.1 | 105.1 | 103.6 |
| 加 拿 大   | Canada                | 113.4 | 102.2 | 113.5 | 126.2 | 125.7 | 122.2 | 121.1 |
| 澳大利亚    | Australia             | 109.2 | 114.6 | 111.0 | 116.3 | 113.6 | 127.2 | 119.8 |
| 原 苏 联   | Former USSR           | 110.5 | 116.6 | 119.9 | 118.9 | 106.1 | 99.5  | 97.7  |
| 原捷克斯洛伐克 | Former Czechoslovakia | 117.4 | 123.8 | 127.7 | 124.7 | 117.3 | 106.0 |       |
| 波 兰     | Poland                | 109.5 | 111.3 | 116.8 | 119.4 | 114.8 | 103.1 | 114.3 |
| 匈 牙 利   | Hungary               | 108.0 | 115.9 | 114.0 | 105.4 | 114.4 | 85.9  | 87.4  |
| 罗马尼亚    | Romania               | 109.3 | 104.5 | 97.9  | 84.6  | 84.3  | 67.4  | 74.5  |
| 保加利亚    | Bulgaria              | 93.5  | 97.3  | 99.1  | 93.1  | 82.9  | 77.3  | 71.8  |
| 印 度     | India                 | 123.6 | 137.7 | 146.7 | 147.3 | 150.8 | 155.3 | 159.8 |
| 印度尼西亚   | Indonesia             | 127.5 | 147.1 | 152.1 | 162.4 | 165.5 | 176.0 | 182.5 |
| 菲 律 宾   | Philippines           | 99.5  | 109.1 | 115.0 | 117.2 | 117.6 | 118.0 | 120.2 |
| 泰 国     | Thailand              | 122.0 | 125.0 | 131.5 | 124.9 | 134.6 | 130.9 | 131.5 |
| 马来西亚    | Malaysia              | 132.5 | 165.5 | 180.7 | 188.8 | 205.6 | 214.6 | 232.6 |
| 巴基斯坦    | Pakistan              | 123.5 | 143.7 | 152.8 | 159.5 | 171.2 | 169.4 | 180.5 |
| 緬 甸     | Myanmar               | 138.4 | 130.1 | 117.5 | 118.9 | 120.2 | 129.1 | 139.2 |
| 孟加拉国    | Bangladesh            | 112.8 | 112.5 | 123.4 | 124.9 | 127.2 | 125.6 | 127.8 |
| 土 耳 其   | Turkey                | 114.4 | 127.8 | 122.5 | 129.6 | 129.8 | 131.0 | 131.4 |
| 蒙 古     | Mongolia              | 106.9 | 107.1 | 110.7 | 113.3 | 106.1 | 93.5  | 91.2  |
| 韩 国     | Korea, Republic of    | 110.3 | 112.9 | 110.8 | 114.4 | 117.1 | 125.2 | 120.7 |
| 越 南     | Viet Nam              | 123.3 | 138.3 | 147.7 | 151.0 | 156.2 | 166.8 | 169.4 |
| 埃 及     | Egypt                 | 116.1 | 127.2 | 129.9 | 137.3 | 142.3 | 147.1 | 150.9 |
| 尼日利亚    | Nigeria               | 117.9 | 141.9 | 146.8 | 164.0 | 172.7 | 187.6 | 194.7 |
| 墨 西 哥   | Mexico                | 112.5 | 117.3 | 118.9 | 125.4 | 125.0 | 128.9 | 123.1 |
| 巴 西     | Brazil                | 120.6 | 130.8 | 138.6 | 129.1 | 133.3 | 140.3 | 142.9 |
| 阿 根 廷   | Argentina             | 107.0 | 111.9 | 102.5 | 110.5 | 113.0 | 116.9 | 112.4 |

注：①国外农业生产指数只包括种植业、畜牧业和农产品的初步加工，它按农业增加值计算。

②以1980年为基期，包括种植业、畜牧业、林业、渔业和副业。

Note:①Data for countries rather than China refer to farming, husbandry, primary processing of agricultural products, calculated with value added of agriculture.

②Including farming, husbandry, fishing and side-line production, 1980=100.

## 附录4-11 主要农产品产量

## A4-11 OUTPUT OF MAJOR AGRICULTURAL PRODUCTS

国外资料来源:联合国粮农组织《统计季报》1993年第4季度、《渔业年鉴》。

Source: United Nations FAO《Quarterly Bulletin of Statistics 1993.4》,《Yearbook of Fishery Statistics》.

单位:万吨

(10 000 ton)

| 国家和地区 Country or Area |                | 谷 物<br>Cereals    |          | 国家和地区 Country or Area |               | 棉 花<br>Cotton Lint         |        |
|-----------------------|----------------|-------------------|----------|-----------------------|---------------|----------------------------|--------|
|                       |                | 1992              | 1993     |                       |               | 1992                       | 1993   |
| 中 国                   | China          | 40392.0           | 40932.0  | 中 国                   | China         | 450.8                      | 373.9  |
| 美 国                   | United States  | 35338.4           | 27936.5  | 美 国                   | United States | 353.1                      | 370.3  |
| 印 度                   | India          | 20313.6           | 20044.8  | 印 度                   | India         | 198.2                      | 221.0  |
| 原 苏 联                 | Former USSR    | 18821.8           | 18163.9  | 原 苏 联                 | Former USSR   | 200.7                      | 219.9  |
| 法 国                   | France         | 6059.1            | 5554.7   | 巴 基 斯 坦               | Pakistan      | 154.0                      | 189.4  |
| 印度尼西亚                 | Indonesia      | 5569.6            | 5420.3   | 土 耳 其                 | Turkey        | 57.4                       | 52.5   |
| 加 拿 大                 | Canada         | 4962.2            | 5270.9   | 巴 西                   | Brazil        | 65.1                       | 42.6   |
| 巴 西                   | Brazil         | 4406.9            | 4286.0   | 澳 大 利 亚               | Australia     | 46.9                       | 37.3   |
| 德 国                   | Germany        | 3474.9            | 3551.9   | 埃 及                   | Egypt         | 35.7                       | 35.5   |
| 土 耳 其                 | Turkey         | 2915.7            | 3159.0   | 希 腊                   | Greece        | 26.0                       | 26.0   |
| 世界总计                  | World          | 196402.3          | 188805.1 | 世界总计                  | World         | 1805.2                     | 1792.9 |
| 国家和地区 Country or Area |                | 大 豆<br>Soybeans   |          | 国家和地区 Country or Area |               | 花 生<br>Groundnuts in Shell |        |
|                       |                | 1992              | 1993     |                       |               | 1992                       | 1993   |
| 美 国                   | United States  | 5954.6            | 5146.0   | 印 度                   | India         | 860.0                      | 850.0  |
| 巴 西                   | Brazil         | 1918.5            | 2274.7   | 中 国                   | China         | 595.3                      | 842.1  |
| 中 国                   | China          | 1030.0            | 1531.0   | 美 国                   | United States | 194.3                      | 158.5  |
| 阿 根 廷                 | Argentina      | 1114.4            | 1082.0   | 尼 日 利 亚               | Nigeria       | 121.4                      | 125.0  |
| 印 度                   | India          | 311.0             | 370.0    | 印 度 尼 西 亚             | Indonesia     | 103.7                      | 105.2  |
| 加 拿 大                 | Canada         | 145.5             | 183.6    | 塞 内 加 尔               | Senegal       | 57.8                       | 63.5   |
| 巴 拉 圭                 | Paraguay       | 131.5             | 180.0    | 緬 甸                   | Myanmar       | 46.6                       | 47.7   |
| 印度尼西亚                 | Indonesia      | 158.0             | 163.0    | 扎 伊 尔                 | Zaire         | 43.5                       | 43.5   |
| 原 苏 联                 | Former USSR    | 66.0              | 88.0     | 苏 丹                   | Sudan         | 31.5                       | 39.0   |
| 意 大 利                 | Italy          | 105.2             | 50.0     | 阿 根 廷                 | Argentina     | 36.4                       | 26.0   |
| 世界总计                  | World          | 11324.0           | 11115.7  | 世界总计                  | World         | 2417.2                     | 2449.0 |
| 国家和地区 Country or Area |                | 油 菜 籽<br>Rapeseed |          | 国家和地区 Country or Area |               | 黄 麻<br>Jute Fibres         |        |
|                       |                | 1992              | 1993     |                       |               | 1992                       | 1993   |
| 中 国                   | China          | 765.3             | 693.9    | 印 度                   | India         | 137.0                      | 50.0   |
| 加 拿 大                 | Canada         | 387.2             | 558.2    | 中 国①                  | China①        | 61.9                       | 67.2   |
| 印 度                   | India          | 584.1             | 550.0    | 泰 国                   | Thailand      | 14.4                       | 16.5   |
| 德 国                   | Germany        | 261.7             | 265.8    | 原 苏 联                 | Former USSR   | 4.8                        | 4.9    |
| 法 国                   | France         | 181.6             | 153.5    | 緬 甸                   | Myanmar       | 2.3                        | 4.3    |
| 英 国                   | United Kingdom | 115.9             | 113.3    | 越 南                   | Viet Nam      | 2.6                        | 3.3    |
| 波 兰                   | Poland         | 75.8              | 59.6     | 巴 西                   | Brazil        | 2.3                        | 2.0    |
| 丹 麦                   | Denmark        | 45.0              | 56.4     | 印 度 尼 西 亚             | Indonesia     | 1.2                        | 1.3    |
| 捷 克                   | Czech Rep      | 29.3              | 38.2     | 尼 泊 尔                 | Nepal         | 1.0                        | 1.2    |
| 瑞 典                   | Sweden         | 28.3              | 34.0     | 古 巴                   | Cuba          | 1.0                        | 1.0    |
| 世界总计                  | World          | 2680.2            | 2739.3   | 世界总计                  | World         | 321.8                      | 342.4  |

续表 1 continued

单位:万吨

(10 000 ton)

| 国家和地区 Country or Area |                     | 甘蔗 Sugar Cane |          | 国家和地区 Country or Area |                | 甜菜 Sugar Beets    |         |
|-----------------------|---------------------|---------------|----------|-----------------------|----------------|-------------------|---------|
|                       |                     | 1992          | 1993     |                       |                | 1992              | 1993    |
| 巴西                    | Brazil              | 27143.2       | 26538.0  | 原苏联                   | Former USSR    | 5977.2            | 6815.9  |
| 印度                    | India               | 24925.6       | 23902.0  | 法国                    | France         | 3167.5            | 3043.0  |
| 中国                    | China               | 7301.1        | 6419.4   | 德国                    | Germany        | 2715.0            | 2800.0  |
| 泰国                    | Thailand            | 3486.0        | 4412.7   | 美国                    | United States  | 2624.3            | 2519.3  |
| 古巴                    | Cuba                | 5800.0        | 4400.0   | 土耳其                   | Turkey         | 1480.0            | 1600.0  |
| 墨西哥                   | Mexico              | 3995.5        | 4055.2   | 波兰                    | Poland         | 1105.2            | 1379.8  |
| 巴基斯坦                  | Pakistan            | 3886.5        | 3805.9   | 中国                    | China          | 1506.9            | 1204.8  |
| 印度尼西亚                 | Indonesia           | 3050.0        | 3309.0   | 意大利                   | Italy          | 1445.8            | 1160.0  |
| 澳大利亚                  | Australia           | 2930.0        | 2930.0   | 英国                    | United Kingdom | 930.0             | 812.5   |
| 哥伦比亚                  | Colombia            | 2893.0        | 2900.0   | 荷兰                    | Netherlands    | 825.1             | 800.0   |
| 世界总计                  | World               | 110263.0      | 108161.8 | 世界总计                  | Total          | 27946.0           | 28653.6 |
| 国家和地区 Country or Area |                     | 茶叶 Tea        |          | 国家和地区 Country or Area |                | 烟叶 Tobacco Leaves |         |
|                       |                     | 1992          | 1993     |                       |                | 1992              | 1993    |
| 印度                    | India               | 70.3          | 74.5     | 中国                    | China          | 349.9             | 345.2   |
| 中国                    | China               | 56.0          | 60.0     | 美国                    | United States  | 76.4              | 73.3    |
| 斯里兰卡                  | Sri Lanka           | 19.0          | 21.5     | 巴西                    | Brazil         | 57.7              | 67.0    |
| 肯尼亚                   | Kenya               | 18.8          | 21.0     | 印度                    | India          | 57.9              | 57.7    |
| 印度尼西亚                 | Indonesia           | 16.3          | 16.5     | 原苏联                   | Former USSR    | 23.3              | 25.6    |
| 土耳其                   | Turkey              | 14.2          | 14.3     | 土耳其                   | Turkey         | 32.0              | 22.5    |
| 日本                    | Japan               | 9.1           | 8.7      | 津巴布韦                  | Zimbabwe       | 21.1              | 20.5    |
| 原苏联                   | Former Soviet Union | 10.9          | 8.3      | 意大利                   | Italy          | 18.5              | 17.0    |
| 孟加拉国                  | Bangladesh          | 4.5           | 4.8      | 希腊                    | Greece         | 18.7              | 15.9    |
| 阿根廷                   | Argentina           | 4.8           | 4.7      | 马拉维                   | Malawi         | 12.7              | 14.2    |
| 世界总计                  | World               | 249.3         | 254.8    | 世界总计                  | World          | 801.7             | 804.2   |
| 国家和地区 Country or Area |                     | 肉类② Meat②     |          | 国家和地区 Country or Area |                | 牛奶 Cow Milk       |         |
|                       |                     | 1992          | 1993     |                       |                | 1992              | 1993    |
| 中国                    | China               | 3430.7        | 3841.5   | 原苏联                   | Former USSR    | 8888.2            | 8215.0  |
| 美国                    | United States       | 3078.0        | 3135.0   | 美国                    | United States  | 6883.1            | 6860.0  |
| 原苏联                   | Former USSR         | 1629.7        | 1556.6   | 印度                    | India          | 2940.0            | 3050.0  |
| 巴西                    | Brazil              | 734.3         | 754.5    | 德国                    | Germany        | 2819.1            | 2760.0  |
| 法国                    | France              | 618.8         | 608.5    | 法国                    | France         | 2498.4            | 2520.0  |
| 德国                    | Germany             | 620.4         | 594.7    | 巴西                    | Brazil         | 1550.0            | 1580.0  |
| 印度                    | India               | 389.9         | 399.2    | 英国                    | United Kingdom | 1470.3            | 1470.3  |
| 意大利                   | Italy               | 398.8         | 393.6    | 波兰                    | Poland         | 1315.3            | 1225.0  |
| 西班牙                   | Spain               | 368.1         | 370.1    | 荷兰                    | Netherlands    | 1095.2            | 1087.0  |
| 墨西哥                   | Mexico              | 356.3         | 362.8    | 意大利                   | Italy          | 1094.0            | 1083.0  |
| 世界总计                  | World               | 18432.3       | 18591.7  | 世界总计                  | World          | 46097.2           | 45117.2 |



续表 2 continued

单位:万吨

(10 000 ton)

| 国家和地区 Country or Area |               | 鸡蛋<br>Hen Egg  |        | 国家和地区 Country or Area |                | 羊毛④<br>Wool Greasy④    |       |
|-----------------------|---------------|----------------|--------|-----------------------|----------------|------------------------|-------|
|                       |               | 1992           | 1993   |                       |                | 1992                   | 1993  |
| 中国③                   | China③        | 1019.9         | 1179.6 | 澳大利亚                  | Australia      | 80.6                   | 69.0  |
| 美国                    | United States | 416.5          | 417.7  | 原苏联                   | Former USSR    | 41.2                   | 40.1  |
| 原苏联                   | Former USSR   | 400.0          | 382.4  | 新西兰                   | New Zealand    | 29.6                   | 26.5  |
| 日本                    | Japan         | 257.6          | 258.6  | 中国                    | China          | 25.6                   | 25.9  |
| 印度                    | India         | 143.4          | 151.6  | 阿根廷                   | Argentina      | 12.8                   | 10.1  |
| 巴西                    | Brazil        | 141.9          | 133.4  | 乌拉圭                   | Uruguay        | 9.6                    | 9.7   |
| 墨西哥                   | Mexico        | 116.1          | 119.0  | 南非                    | South Africa   | 9.7                    | 9.0   |
| 法国                    | France        | 93.3           | 92.1   | 英国                    | United Kingdom | 6.9                    | 7.1   |
| 德国                    | Germany       | 91.0           | 88.2   | 巴基斯坦                  | Pakistan       | 4.9                    | 5.1   |
| 意大利                   | Italy         | 71.1           | 70.1   | 阿尔及利亚                 | Algeria        | 4.9                    | 4.9   |
| 世界总计                  | World         | 3638.9         | 3682.1 | 世界总计                  | World          | 290.2                  | 271.0 |
| 国家和地区 Country or Area |               | 水产品<br>Fishery |        | 国家和地区 Country or Area |                | 天然橡胶<br>Natural Rubber |       |
|                       |               | 1989           | 1990   |                       |                | 1992                   | 1993  |
| 中国                    | China         | 1151.7         | 1237.0 | 泰国                    | Thailand       | 123.3                  | 125.4 |
| 原苏联                   | Former USSR   | 1131.0         | 1038.9 | 印度尼西亚                 | Indonesia      | 138.7                  | 137.0 |
| 日本                    | Japan         | 1117.3         | 1035.4 | 马来西亚                  | Malaysia       | 121.8                  | 121.0 |
| 秘鲁                    | Peru          | 685.4          | 687.5  | 印度                    | India          | 36.7                   | 44.0  |
| 美国                    | United States | 576.3          | 585.6  | 中国                    | China          | 30.9                   | 32.6  |
| 智利                    | Chile         | 645.4          | 519.5  | 菲律宾                   | Philippines    | 17.3                   | 17.0  |
| 印度                    | India         | 364.1          | 379.1  | 尼日利亚                  | Nigeria        | 12.9                   | 13.0  |
| 印度尼西亚                 | Indonesia     | 294.8          | 308.0  | 斯里兰卡                  | Sri Lanka      | 10.5                   | 11.0  |
| 韩国                    | Korea Rep.    | 283.3          | 275.0  | 越南                    | Viet Nam       | 6.6                    | 8.0   |
| 泰国                    | Thailand      | 278.2          | 265.0  | 科特迪瓦                  | Cote d'Ivoire  | 7.2                    | 7.8   |
| 世界总计                  | World         | 10033.3        | 9724.6 | 世界总计                  | World          | 526.6                  | 534.6 |

注:①包括红麻。②包括牛肉、羊肉、猪肉、马肉、家禽肉以及其他家养和野生动物肉。③包括各种家禽蛋。④未洗羊毛。

Note:①Including apocynum. ②Including beef and veal, buffal meat, mutton and lamb, goat meat, pig meat, horse meat, poultry meat and meats of all other domestic or wild animals such as camels, rabbits and game animals.

③Including eggs of various poultry. ④Contained 30 to 50 percent of impurities.

附录4-12 我国农业主要产品产量居世界位次的变化

A4-12 CHANGES IN THE ORDER OF PRECEDENCE OF MAJOR AGRICULTURAL PRODUCTS OF P. R. CHINA THROUGHOUT ALL COUNTRIES

国外资料来源:联合国粮农组织《生产年鉴》、《统计季报》1993年第4季度。

Sources: United Nations FAO《Yearbook of Production》,《Quarterly Bulletin of Statistics》1993.4

|                         | 1949 | 1957 | 1965 | 1978 | 1980 | 1985 | 1991 | 1992 | 1993 |
|-------------------------|------|------|------|------|------|------|------|------|------|
| 谷 物 Cereals             |      | 3    | 2    | 2    | 1    | 2    | 1    | 1    | 1    |
| 肉 类① Meat①              | 3    | 2    | 3    | 3    | 3    | 2    | 1    | 1    | 1    |
| 棉 花 Cotton Lint         | 4    | 2    | 2    | 3    | 2    | 1    | 1    | 1    | 1    |
| 大 豆 Soybeans            | 2    | 2    | 2    | 3    | 3    | 3    | 4    | 4    | 3    |
| 花 生 Groundnuts in Shell | 2    | 2    | 3    | 2    | 2    | 2    | 2    | 2    | 2    |
| 油 菜 籽 Rapeseed          | 2    | 2    | 2    | 2    | 2    | 1    | 1    | 1    | 1    |
| 甘 蔗 Sugar Cane          |      | 3    |      | 9    | 9    | 4    | 4    | 3    | 3    |
| 茶 叶 Tea                 | 3    | 3    | 3    | 2    | 2    | 2    | 2    | 2    | 2    |

注: ①1949-1992年为猪、牛、羊肉产量的位次, 1993年为肉类总产量的位次。

Note: ①For 1949-1992, refer to meat of pork, beef and mutton. For 1993 refers to meat of various kinds.

附录4-13 每人每天食物热值、蛋白质及脂肪含量 (1988-1990年)

A4-13 PER CAPITA PER DAY CALORIES, PROTEIN AND FAT IN FOOD (1988-1990)

国外资料来源:联合国粮农组织《生产年鉴》1992年。

Sources: United Nations FAO 《Yearbook of Production》1992.

| 国家和地区   | Country or Area       | 食物热值(大卡)<br>Calorific value of food<br>(C-) |                             | 食物蛋白质含量(克)<br>Protein in food<br>(g) |                             | 食物脂肪含量(克)<br>Fat in food<br>(g) |                             |
|---------|-----------------------|---|-----------------------------|--------------------------------------|-----------------------------|---------------------------------|-----------------------------|
|         |                       | 植物类食物<br>Vegetable<br>Products              | 动物类食物<br>Animal<br>Products | 植物类食物<br>Vegetable<br>Products       | 动物类食物<br>Animal<br>Products | 植物类食物<br>Vegetable<br>Products  | 动物类食物<br>Animal<br>Products |
| 世界总计    | World                 | 2272  | 424                         | 46.1                                 | 24.8                        | 35.8                            | 31.9                        |
| 美国      | United States         | 2535  | 1107                        | 38.8                                 | 71.1                        | 74.9                            | 79.5                        |
| 日本      | Japan                 | 2305  | 616                         | 42.1                                 | 53.0                        | 43.0                            | 38.2                        |
| 德国      | Germany               |   |                             |                                      |                             |                                 |                             |
| 前联邦德国   | Fed. Rep.             | 2221  | 1251                        | 37.5                                 | 63.4                        | 46.9                            | 100.3                       |
| 前民主德国   | Former DR             | 2470  | 1241                        | 43.4                                 | 64.8                        | 36.2                            | 98.4                        |
| 英国      | United Kingdom        | 2162  | 1108                        | 39.8                                 | 53.8                        | 53.4                            | 88.5                        |
| 法国      | France                | 2207  | 1385                        | 39.9                                 | 73.0                        | 55.2                            | 111.9                       |
| 意大利     | Italy                 | 2600  | 898                         | 49.9                                 | 57.5                        | 78.5                            | 67.3                        |
| 加拿大     | Canada                | 2200  | 1042                        | 39.3                                 | 62.5                        | 59.1                            | 78.0                        |
| 澳大利亚    | Australia             | 2078  | 1224                        | 32.4                                 | 67.5                        | 41.5                            | 93.2                        |
| 原苏联     | Former Soviet Union   | 2430  | 556                         | 50.2                                 | 57.1                        | 35.4                            | 70.6                        |
| 原捷克斯洛伐克 | Former Czechoslovakia | 2396  | 1177                        | 45.0                                 | 61.4                        | 40.3                            | 94.6                        |
| 波兰      | Poland                | 2254  | 1173                        | 45.9                                 | 55.7                        | 25.9                            | 97.1                        |
| 匈牙利     | Hungary               | 2286  | 1322                        | 48.0                                 | 53.3                        | 34.8                            | 115.2                       |
| 罗马尼亚    | Romania               | 2395  | 686                         | 54.3                                 | 39.8                        | 38.1                            | 51.7                        |
| 保加利亚    | Bulgaria              | 2770  | 924                         | 58.0                                 | 52.2                        | 53.0                            | 72.9                        |
| 原南斯拉夫   | Former Yugoslavia     | 2701  | 844                         | 58.2                                 | 39.6                        | 48.0                            | 69.1                        |
| 印度      | India                 | 2075  | 154                         | 47.1                                 | 8.3                         | 27.5                            | 10.3                        |
| 印度尼西亚   | Indonesia             | 2517  | 87                          | 47.7                                 | 8.6                         | 42.1                            | 5.3                         |
| 菲律宾     | Philippines           | 2081  | 260                         | 32.6                                 | 21.7                        | 21.0                            | 17.3                        |
| 泰国      | Thailand              | 2082  | 198                         | 33.3                                 | 15.0                        | 25.9                            | 13.9                        |
| 马来西亚    | Malaysia              | 2265  | 406                         | 28.5                                 | 25.4                        | 66.5                            | 26.2                        |
| 新加坡     | Singapore             | 2365  | 756                         | 41.7                                 | 46.0                        | 23.0                            | 56.4                        |
| 巴基斯坦    | Pakistan              | 1994  | 286                         | 46.5                                 | 15.4                        | 37.7                            | 19.5                        |
| 缅甸      | Myanmar               | 2349  | 105                         | 54.2                                 | 8.5                         | 32.0                            | 6.9                         |
| 孟加拉国    | Bangladesh            | 1983  | 54                          | 38.3                                 | 4.6                         | 17.3                            | 3.1                         |
| 土耳其     | Turkey                | 2954  | 242                         | 68.1                                 | 17.0                        | 70.6                            | 16.2                        |
| 蒙古      | Mongolia              | 1438  | 924                         | 30.7                                 | 55.2                        | 7.4                             | 70.9                        |
| 韩国      | Korea, Republic of    | 2452  | 374                         | 51.7                                 | 25.6                        | 34.6                            | 27.0                        |
| 埃及      | Egypt                 | 3052  | 257                         | 69.3                                 | 15.3                        | 55.2                            | 20.4                        |
| 尼日利亚    | Nigeria               | 2143  | 57                          | 39.8                                 | 5.6                         | 43.4                            | 3.4                         |
| 墨西哥     | Mexico                | 2506  | 556                         | 48.2                                 | 31.9                        | 51.1                            | 41.5                        |
| 巴西      | Brazil                | 2301  | 429                         | 36.2                                 | 25.3                        | 47.3                            | 30.4                        |
| 阿根廷     | Argentina             | 2115  | 953                         | 36.4                                 | 62.9                        | 39.2                            | 67.9                        |

附录4-14 化肥施用量

A4-14 CONSUMPTION OF FERTILIZER

国外资料来源：联合国粮农组织《化肥年鉴》1992年。  
Sources: United Nations FAO 《Yearbook of Fertilizer》1992。  
单位：万吨

10 000 ton

| 国家和地区<br>Country or Area              | 氮 肥<br>Nitrogen Fertilizer |         |  | 磷 肥<br>Phosphate Fertilizer |         |  | 钾 肥<br>Potash Fertilizer |         |  |
|---------------------------------------|----------------------------|---------|--|-----------------------------|---------|--|--------------------------|---------|--|
|                                       | 1985/86                    | 1991/92 | 1991/92<br>每公顷耕<br>地施用量<br>(公斤)<br>(kg/HA) | 1985/86                     | 1991/92 | 1991/92<br>每公顷耕<br>地施用量<br>(公斤)<br>(kg/HA) | 1985/86                  | 1991/92 | 1991/92<br>每公顷耕<br>地施用量<br>(公斤)<br>(kg/HA) |
| 世界总计<br>World                         | 6983.0                     | 7505.8  | 55.7                                       | 3322.4                      | 3541.8  | 26.3                                       | 2555.9                   | 2350.3  | 17.4                                       |
| 中 国<br>China                          | 1204.9                     | 1726.1  | 180.5                                      | 310.9                       | 499.6   | 52.2                                       | 80.4                     | 173.9   | 18.2                                       |
| 美 国<br>United States                  | 945.7                      | 1034.2  | 55.7                                       | 379.0                       | 381.9   | 20.6                                       | 458.4                    | 457.7   | 24.6                                       |
| 日 本<br>Japan                          | 68.0                       | 57.4    | 139.3                                      | 74.1                        | 69.5    | 168.6                                      | 61.3                     | 49.4    | 119.9                                      |
| 德 国<br>Germany                        |                            | 172.0   |  |                             | 51.9    |  |                          | 72.9    |  |
| 前联邦德国<br>Fed. Rep.                    | 151.6                      |         |  | 73.7                        |         |  | 93.2                     |         |  |
| 前民主德国<br>Former DR                    | 77.0                       |         |  | 31.8                        |         |  | 55.0                     |         |  |
| 英 国<br>United Kingdom                 | 156.8                      | 134.8   | 205.7                                      | 43.9                        | 33.5    | 51.1                                       | 51.7                     | 41.0    | 62.6                                       |
| 法 国<br>France                         | 240.8                      | 256.9   | 142.5                                      | 146.6                       | 125.3   | 69.5                                       | 182.1                    | 174.1   | 96.6                                       |
| 意 大 利<br>Italy                        | 105.5                      | 90.7    | 100.5                                      | 69.2                        | 66.3    | 73.5                                       | 35.5                     | 41.6    | 46.1                                       |
| 加 拿 大<br>Canada                       | 122.5                      | 124.0   | 27.0                                       | 70.3                        | 56.7    | 12.4                                       | 39.6                     | 34.3    | 7.5  |
| 澳大利亚<br>Australia                     | 34.0                       | 48.0    | 10.3                                       | 68.5                        | 64.0    | 13.7                                       | 13.0                     | 16.0    | 3.4  |
| 原 苏 联<br>Former USSR                  | 1095.0                     | 750.2   | 33.4                                       | 761.5                       | 695.7   | 31.0                                       | 682.2                    | 503.3   | 22.4                                       |
| 原捷克斯洛伐克<br>Former Czecho-<br>slovakia | 67.1                       |         | 0.0  | 53.7                        | 7.5     | 15.2                                       | 52.7                     | 6.5     | 13.2                                       |
| 波 兰<br>Poland                         | 133.7                      | 61.9    | 43.1                                       | 90.8                        | 22.3    | 15.5                                       | 116.8                    | 29.3    | 20.4                                       |
| 匈 牙 利<br>Hungary                      | 55.8                       | 29.3    | 58.0                                       | 33.6                        | 2.4     | 4.8  | 44.4                     | 3.7     | 7.3  |
| 罗马尼亚<br>Romania                       | 70.3                       | 27.4    | 29.1                                       | 44.4                        | 14.5    | 15.4                                       | 22.7                     | 4.3     | 4.6  |
| 保加利亚<br>Bulgaria                      | 47.4                       | 33.0    | 85.4                                       | 28.7                        | 6.1     | 15.8                                       | 10.3                     | 3.3     | 8.5  |
| 原南斯拉夫<br>Former Yugo-<br>slavia       | 47.7                       | 28.3    | 40.3                                       | 26.1                        | 13.9    | 19.8                                       | 25.4                     | 15.4    | 22.0                                       |
| 印 度<br>India                          | 566.1                      | 804.6   | 48.4                                       | 203.5                       | 335.6   | 20.2                                       | 80.8                     | 136.1   | 8.2  |
| 印度尼西亚<br>Indonesia                    | 129.9                      | 157.0   | 96.9                                       | 49.5                        | 58.4    | 36.0                                       | 17.8                     | 27.2    | 16.8                                       |
| 菲 律 宾<br>Philippines                  | 20.5                       | 29.9    | 65.7                                       | 4.3                         | 7.1     | 15.6                                       | 3.5                      | 6.8     | 14.8                                       |
| 泰 国<br>Thailand                       | 25.3                       | 48.6    | 24.3                                       | 12.5                        | 23.6    | 11.8                                       | 5.6                      | 12.5    | 6.3  |
| 马来西亚<br>Malaysia                      | 24.3                       | 32.0    | 307.7                                      | 11.8                        | 16.5    | 158.7                                      | 25.0                     | 48.0    | 461.5                                      |
| 巴基斯坦<br>Pakistan                      | 112.8                      | 146.3   | 70.7                                       | 35.0                        | 39.3    | 19.0                                       | 3.3                      | 2.3     | 1.1  |
| 緬 甸<br>Myanmar                        | 13.2                       | 5.2     | 5.4  | 4.8                         | 1.5     | 1.6  | 1.4                      | 0.3     | 0.3  |
| 孟加拉国<br>Bangladesh                    | 36.8                       | 70.5    | 79.2                                       | 13.7                        | 21.6    | 24.3                                       | 3.6                      | 8.2     | 9.2  |
| 土 耳 其<br>Turkey                       | 91.6                       | 109.9   | 44.6                                       | 47.7                        | 62.0    | 25.1                                       | 3.4                      | 4.8     | 1.9  |
| 蒙 古<br>Mongolia                       | 1.3                        | 1.0     | 7.2  | 0.3                         | 0.4     | 2.7  | 0.2                      | 0.2     | 1.3  |
| 韩 国<br>Korea, Rep.                    | 41.4                       | 46.8    | 24.3                                       | 18.6                        | 24.3    | 12.6                                       | 20.7                     | 23.4    | 12.1                                       |
| 越 南<br>Viet Nam                       | 29.3                       | 59.9    | 113.4                                      | 6.1                         | 12.9    | 24.4                                       | 3.1                      | 1.6     | 3.0  |
| 埃 及<br>Egypt                          | 64.0                       | 72.0    | 317.6                                      | 19.8                        | 15.0    | 66.2                                       | 2.5                      | 3.8     | 16.8                                       |
| 尼日利亚<br>Nigeria                       | 13.5                       | 21.2    | 7.1  | 10.5                        | 11.1    | 3.7  | 5.2                      | 10.7    | 3.6  |
| 墨 西 哥<br>Mexico                       | 126.3                      | 113.0   | 48.8                                       | 38.3                        | 34.4    | 14.9                                       | 6.9                      | 7.3     | 3.2  |
| 巴 西<br>Brazil                         | 82.5                       | 78.2    | 15.1                                       | 130.9                       | 124.7   | 24.1                                       | 106.4                    | 120.6   | 23.3                                       |
| 阿 根 廷<br>Argentina                    | 10.5                       | 8.9     | 3.6  | 5.0                         | 6.0     | 2.4  | 0.7                      | 1.6     | 0.6  |

## 附录4-15 农用机械拥有量

### A4-15 FARM MACHINERY

国外资料来源：联合国粮农组织《生产年鉴》1992年。  
Sources: United Nations FAO 《Yearbook of Production》1992.  
单位：万台

(10 000)

| 国家和地区<br>Country or Area              | 农用拖拉机①<br>Agricultural tractors①      |        |        |        | 自动收割脱粒机<br>Harvester threshers        |       |       |       |
|---------------------------------------|---------------------------------------|--------|--------|--------|---------------------------------------|-------|-------|-------|
|                                       | 1979-1981<br>年平均<br>Annual<br>Average | 1989   | 1990   | 1991   | 1979-1981<br>年平均<br>Annual<br>Average | 1989  | 1990  | 1991  |
| 世界总计<br>World                         | 2182.0                                | 2637.0 | 2656.2 | 2630.4 | 352.9                                 | 399.6 | 395.8 | 391.5 |
| 中 国<br>China                          | 73.5                                  | 84.8   | 81.4   | 78.4   | 2.7                                   | 3.7   | 3.9   | 4.4   |
| 美 国<br>United States                  | 476.8                                 | 474.9  | 474.9  | 474.9  | 67.3                                  | 66.5  | 66.4  | 66.3  |
| 日 本<br>Japan                          | 132.7                                 | 204.9  | 214.2  | 196.6  | 84.9                                  | 125.8 | 121.5 | 116.9 |
| 德 国<br>Germany                        |                                       |        |        | 153.1  |                                       |       |       | 15.6  |
| 前联邦德国<br>Fed. Rep.                    | 146.7                                 | 142.4  | 139.5  |        | 16.8                                  | 13.7  | 14.0  |       |
| 前民主德国<br>Former DR                    | 14.5                                  | 17.1   | 17.3   |        | 1.4                                   | 1.8   | 1.7   |       |
| 英 国<br>United Kingdom                 | 51.2                                  | 51.0   | 50.5   | 50.0   | 5.7                                   | 5.0   | 4.9   | 4.8   |
| 法 国<br>France                         | 146.1                                 | 147.0  | 146.5  | 146.0  | 14.6                                  | 15.3  | 15.3  | 15.4  |
| 意 大 利<br>Italy                        | 105.9                                 | 140.3  | 143.0  | 145.9  | 3.4                                   | 4.7   | 4.7   | 4.7   |
| 加 拿 大<br>Canada                       | 65.7                                  | 77.0   | 77.5   | 78.0   | 16.2                                  | 15.6  | 15.6  | 15.5  |
| 澳大利亚<br>Australia                     | 32.7                                  | 31.8   | 31.7   | 31.6   | 5.8                                   | 5.7   | 5.7   | 5.7   |
| 原 苏 联<br>Former USSR                  | 256.6                                 | 268.9  | 266.6  | 258.0  | 72.3                                  | 68.9  | 68.3  | 67.5  |
| 原捷克斯洛伐克<br>Former Czecho-<br>slovakia | 13.6                                  | 14.0   | 13.9   | 13.2   | 1.8                                   | 2.1   | 2.1   | 2.1   |
| 波 兰<br>Poland                         | 62.1                                  | 115.3  | 118.5  | 117.9  | 3.9                                   | 7.7   | 8.0   | 8.3   |
| 匈 牙 利<br>Hungary                      | 5.6                                   | 5.0    | 4.9    | 4.5    | 1.4                                   | 1.1   | 1.0   | 1.0   |
| 罗马尼亚<br>Romania                       | 14.7                                  | 15.2   | 12.7   | 13.3   | 4.4                                   | 4.5   | 3.6   | 3.5   |
| 保加利亚<br>Bulgaria                      | 6.2                                   | 5.4    | 5.2    | 5.1    | 1.0                                   | 0.8   | 0.8   | 0.8   |
| 原南斯拉夫<br>Former Yugo-<br>slavia       | 44.1                                  | 110.8  | 109.2  | 106.0  | 0.9                                   | 1.0   | 0.9   | 0.8   |
| 印 度<br>India                          | 39.3                                  | 92.5   | 98.8   | 100.0  | 0.1                                   | 0.3   | 0.3   | 0.3   |
| 印度尼西亚<br>Indonesia                    | 0.9                                   | 2.5    | 2.7    | 2.9    | 1.4                                   | 1.8   | 1.8   | 1.8   |
| 菲 律 宾<br>Philippines                  | 1.1                                   | 0.9    | 1.1    | 1.1    |                                       | 0.1   | 0.1   | 0.1   |
| 泰 国<br>Thailand                       | 7.6                                   | 15.0   | 15.8   | 16.3   |                                       |       |       |       |
| 马来西亚<br>Malaysia                      | 0.8                                   | 1.2    | 1.2    | 1.2    |                                       |       |       |       |
| 巴基斯坦<br>Pakistan                      | 9.9                                   | 24.4   | 26.6   | 27.2   | 0.1                                   | 0.1   | 0.2   | 0.2   |
| 緬 甸<br>Myanmar                        | 0.9                                   | 1.3    | 1.3    | 1.0    |                                       |       |       |       |
| 孟加拉国<br>Bangladesh                    | 0.4                                   | 0.5    | 0.5    | 0.5    |                                       |       |       |       |
| 土 耳 其<br>Turkey                       | 43.2                                  | 67.0   | 69.0   | 70.1   | 1.3                                   | 1.2   | 1.2   | 1.1   |
| 蒙 古<br>Mongolia                       | 1.0                                   | 1.1    | 1.2    | 1.2    | 0.2                                   | 0.2   | 0.3   | 0.3   |
| 韩 国<br>Korea, Rep.                    | 0.3                                   | 3.1    | 4.1    | 5.3    | 0.1                                   | 3.3   | 4.4   | 5.4   |
| 越 南<br>Viet Nam                       | 2.3                                   | 2.6    | 2.5    | 2.9    |                                       |       |       |       |
| 埃 及<br>Egypt                          | 3.6                                   | 5.5    | 5.7    | 5.9    | 0.2                                   | 0.2   | 0.2   | 0.2   |
| 尼日利亚<br>Nigeria                       | 0.9                                   | 1.1    | 1.2    | 1.2    |                                       |       |       |       |
| 墨 西 哥<br>Mexico                       | 12.4                                  | 16.8   | 17.0   | 17.2   | 1.5                                   | 1.9   | 1.9   | 1.9   |
| 巴 西<br>Brazil                         | 53.3                                  | 71.0   | 72.0   | 73.0   | 3.6                                   | 4.5   | 4.6   | 4.7   |
| 阿 根 廷<br>Argentina                    | 18.4                                  | 20.4   | 20.3   | 20.2   | 4.8                                   | 4.8   | 4.9   | 4.9   |

注：①指农用轮式拖拉机和履带拖拉机，不包括园艺拖拉机。中国为农用大中型拖拉机。

Note: ①Refer to tracktype tractors and wheeled tractors. Data for China refers to agricultural tractors of large and medium sizes.

## 附录4-16 工业生产指数

## A4-16 INDICES OF INDUSTRIAL PRODUCTION

国外资料来源:联合国《统计月报》1994年3月。

Source: United Nations (Monthly Bulletin of Statistics) March 1994.

1980年=100

1980=100

| 国家和地区   | Country or Area       | 1985  | 1988  | 1989  | 1990  | 1991  | 1992  | 1993 |
|---------|-----------------------|-------|-------|-------|-------|-------|-------|------|
| 世界总计    | World                 | 108.4 | 122.2 | 125.2 | 125.8 | 125.8 | 127.5 |      |
| 中国①     | China①                | 176   | 280   | 304   | 328   | 375   | 478   | 617  |
| 美国      | United States         | 112   | 125   | 125   | 130   | 127   | 129   | 132  |
| 日本      | Japan                 | 118   | 134   | 142   | 148   | 150   | 141   | 135  |
| 德国      | Germany               |       |       |       |       |       |       |      |
| 前联邦德国   | Fed. Rep.             | 104   | 111   | 117   | 123   | 126   | 124   | 121⑤ |
| 前民主德国   | Former DR             | 119   | 130   | 133   |       |       |       |      |
| 英国      | United Kingdom        | 108   | 118   | 119   | 118   | 115   | 114   | 114④ |
| 法国      | France                | 101   | 108   | 112   | 114   | 114   | 114   | 121⑤ |
| 意大利     | Italy                 | 97    | 110   | 114   | 114   | 112   | 111   | 116④ |
| 加拿大     | Canada                | 115   | 125   | 128   | 128   | 127   | 128   | 130⑥ |
| 澳大利亚    | Australia             | 115   | 126   | 133   | 132   | 132   | 135   | 139⑥ |
| 原苏联     | Former Soviet Union   | 119   | 134   | 136   | 135   | 124   |       |      |
| 原捷克斯洛伐克 | Former Czechoslovakia | 115   | 124   | 125   | 120   | 90    | 79    |      |
| 波兰      | Poland                | 99    | 111   | 110   | 81    | 70    | 72    | 79③  |
| 匈牙利     | Hungary               | 110   | 115   | 111   | 102   | 82    | 74    | 75③  |
| 罗马尼亚    | Romania               | 122   | 142   |       |       |       |       |      |
| 保加利亚    | Bulgaria              | 124   | 141   | 139   | 116   | 90    | 76    | 68③  |
| 原南斯拉夫   | Former Yugoslavia     | 114   | 119   | 120   | 107   | 98    | 78    |      |
| 印度      | India                 | 140   | 178   | 188   | 210   | 212   | 218   |      |
| 印度尼西亚③  | Indonesia③            | 130   | 185   | 208   | 236   | 262   | 291   |      |
| 马来西亚    | Malaysia              | 138   | 188   | 210   | 236   | 262   | 285   | 319⑤ |
| 新加坡③    | Singapore③            | 107   | 162   | 178   | 196   | 206   | 211   |      |
| 巴基斯坦③   | Pakistan③             | 154   | 183   | 192   | 205   | 219   |       |      |
| 孟加拉国    | Bangladesh            | 103   | 153   | 172   | 176   | 194   | 214   | 234④ |
| 土耳其     | Turkey                | 139   | 187   | 194   | 212   | 217   | 228   | 255⑥ |
| 韩国      | Korea, Rep.           | 164   | 269   | 278   | 302   | 329   | 346   | 366⑥ |
| 墨西哥②    | Mexico②               | 108   | 109   | 114   | 120   | 124   | 127   | 131④ |
| 巴西      | Brazil                | 99    | 107   | 110   | 100   | 100   | 95    | 112⑥ |
| 阿根廷     | Argentina             | 86    | 93    | 87    | 89    | 99    |       |      |

注:①工业总产值指数。②包括建筑业。③制造业生产指数。④6月份数据。⑤11月份数据。⑥9月份数据。

Note:①Indices of gross output value of industry.②Including construction.③Indices of manufacturing.

④Indices refer to June.⑤November.⑥September.

## 附录4-17 主要工业产品产量(1992年)

## A4-17 OUTPUT OF MAJOR INDUSTRIAL PRODUCTS(1992)

国外资料来源:联合国《统计月报》1994年1月和3月、《工业统计年鉴》1991年,联合国粮农组织《生产年鉴》1992年、《肥料年鉴》1992年、《林产品年鉴》1991年。

Source: United Nations《Monthly Bulletin of Statistics》January and March 1994,《Industrial Statistics Yearbook》1991; FAO《Yearbook of Production》1992,《Yearbook of Fertilizer》1992,《Yearbook of Forest Products》1991.

| 钢<br>Crude Steel      |                      |                       | 煤炭①<br>Coal①       |                       |                             |
|-----------------------|----------------------|-----------------------|--------------------|-----------------------|-----------------------------|
| 国家和地区                 | Country or Area      | (万吨)<br>(10 000 tons) | 国家和地区              | Country or Area       | (万吨)<br>(10 000 tons)       |
| 日本                    | Japan                | 9813.6                | 中国                 | China                 | 111600.0                    |
| 美国                    | United States        | 9159.6                | 美国                 | United States         | 90741.6                     |
| 中国                    | China                | 8093.6                | 俄罗斯                | Russian Federation    | 31600.0                     |
| 俄罗斯                   | Russian Federation   | 8040.0                | 德国                 | Germany               | 31400.0                     |
| 德国                    | Germany              | 3687.6                | 印度                 | India                 | 25011.6                     |
| 韩国                    | Korea, Rep.          | 2838.0                | 澳大利亚               | Australia             | 22226.4                     |
| 加拿大                   | Canada               | 2599.2                | 波兰                 | Poland                | 19837.2                     |
| 意大利                   | Italy                | 2474.4                | 南非                 | South Africa          | 17524.8②                    |
| 巴西                    | Brazil               | 2390.4                | 英国                 | United Kingdom        | 8725.2                      |
| 法国                    | France               | 1802.4                | 原捷克斯洛伐克            | Former Czechoslovakia | 8080.8②                     |
| 世界总计                  | World                | 70000.0               | 世界总计               | World                 | 450100.0                    |
| 原油<br>Crude Petroleum |                      |                       | 电<br>Electricity   |                       |                             |
| 国家和地区                 | Country or Area      | (万吨)<br>(10 000 tons) | 国家和地区              | Country or Area       | (亿千瓦时)<br>(100 000 000 kwh) |
| 沙特阿拉伯                 | Saudi Arabia         | 40880.4               | 美国                 | United States         | 30772.2                     |
| 俄罗斯                   | Russian Federation   | 39999.6               | 日本                 | Japan                 | 8900.0                      |
| 美国                    | United States        | 36266.4               | 俄罗斯                | Russian Federation    | 8408.3                      |
| 伊朗                    | Iran                 | 17128.8               | 中国                 | China                 | 7539.0                      |
| 中国                    | China                | 14210.0               | 加拿大                | Canada                | 5016.4                      |
| 墨西哥                   | Mexico               | 13906.8               | 法国                 | France                | 4650.0                      |
| 委内瑞拉                  | Venezuela            | 12379.2               | 德国(前联邦德国)          | Germany(Fed. Rep.)    | 4624.7                      |
| 阿拉伯联合酋长国              | United Arab Emirates | 11476.8②              | 英国                 | United Kingdom        | 3186.7                      |
| 尼日利亚                  | Nigeria              | 9273.6②               | 印度                 | India                 | 3009.7                      |
| 挪威                    | Norway               | 9211.2②               | 巴西                 | Brazil                | 2343.6②                     |
| 世界总计                  | World                | 291800.0              | 世界总计               | World                 | 114610.0                    |
| 水泥<br>Cement          |                      |                       | 化肥②<br>Fertilizer② |                       |                             |
| 国家和地区                 | Country or Area      | (万吨)<br>(10 000 tons) | 国家和地区              | Country or Area       | (万吨)<br>(10 000 tons)       |
| 中国                    | China                | 30822.0               | 原苏联                | Former Soviet Union   | 2854.0                      |
| 日本                    | Japan                | 8824.8                | 美国                 | United States         | 2479.1                      |
| 美国                    | United States        | 7084.8                | 中国                 | China                 | 1979.5                      |
| 俄罗斯                   | Russian Federation   | 6110.0                | 加拿大                | Canada                | 1033.1                      |
| 印度                    | India                | 5370.0                | 印度                 | India                 | 989.8                       |
| 韩国                    | Korea, Rep.          | 4327.2                | 德国                 | Germany               | 524.7                       |
| 意大利                   | Italy                | 4270.0                | 法国                 | France                | 368.5                       |
| 德国                    | Germany              | 3314.4                | 印度尼西亚              | Indonesia             | 275.6                       |
| 土耳其                   | Turkey               | 2781.6                | 荷兰                 | Netherlands           | 218.5                       |
| 墨西哥                   | Mexico               | 2654.4                | 巴西                 | Brazil                | 194.5                       |
| 世界总计                  | World                | 116000.0              | 世界总计               | World                 | 14758.9                     |

续表 1 continued

| 合成橡胶<br>Synthetic Rubber        |                     |  | 汽车④<br>Motor Vehicles④ |                     |                        |
|---------------------------------|---------------------|--|------------------------|---------------------|------------------------|
| 国家和地区                           | Country or Area     | (万吨)<br>(10 000 tons)                  | 国家和地区                  | Country or Area     | (万辆)<br>(10 000)       |
| 美国                              | United States       | 215.0                                  | 日本                     | Japan               | 1248.0                 |
| 日本                              | Japan               | 138.8                                  | 美国                     | United States       | 972.6                  |
| 德国                              | Germany             | 50.3                                   | 德国                     | Germany             | 523.1                  |
| 法国                              | France              | 49.8                                   | 法国                     | France              | 376.0                  |
| 中国                              | China               | 37.3                                   | 西班牙                    | Spain               | 202.7                  |
| 意大利                             | Italy               | 31.0                                   | 原苏联                    | Former Soviet Union | 191.8②                 |
| 巴西                              | Brazil              | 25.6                                   | 意大利                    | Italy               | 182.4                  |
| 英国                              | United Kingdom      | 25.3                                   | 加拿大                    | Canada              | 180.2                  |
| 荷兰                              | Netherlands         | 23.3                                   | 韩国                     | Korea, Rep.         | 168.2                  |
| 加拿大                             | Canada              | 21.1                                   | 英国                     | United Kingdom      | 154.3                  |
|                                 |                     |  | 世界总计                   | World               | 4641.0②                |
| 船舶<br>Merchant Vessels Launched |                     |  | 化学纤维<br>Chemical Fiber |                     |                        |
| 国家和地区                           | Country or Area     | (万吨位)<br>(10 000<br>registerd<br>tons) | 国家和地区                  | Country or Area     | (万吨)<br>(10 000 tons)  |
| 日本                              | Japan               | 862.8                                  | 美国                     | United States       | 411.3                  |
| 韩国                              | Korea, Rep.         | 546.4                                  | 中国                     | China               | 213.0                  |
| 德国                              | Germany             | 86.0                                   | 日本                     | Japan               | 183.3                  |
| 丹麦                              | Denmark             | 64.1                                   | 原苏联                    | Former Soviet Union | 147.7③                 |
| 西班牙                             | Spain               | 57.6                                   | 印度                     | India               | 106.4                  |
| 意大利                             | Italy               | 48.5                                   | 德国                     | Germany             | 99.0                   |
| 波兰                              | Poland              | 34.1                                   | 意大利                    | Italy               | 73.0                   |
| 芬兰                              | Finland             | 22.8                                   | 英国                     | United Kingdom      | 39.5②                  |
| 巴西                              | Brazil              | 20.6                                   | 法国                     | France              | 24.0②                  |
| 罗马尼亚                            | Romania             | 20.2                                   | 罗马尼亚                   | Romania             | 14.4②                  |
| 世界总计                            | World               | 2047.4                                 |                        |                     |                        |
| 棉布<br>Woven Cotton Fabrics      |                     |  | 原木②⑦<br>Roundwood②⑦    |                     |                        |
| 国家和地区                           | Country or Area     | (亿米)<br>(100 000 000<br>metres)        | 国家和地区                  | Country or Area     | (万立方米)<br>(10 000 cum) |
| 中国                              | China               | 190.7                                  | 瑞典                     | Sweden              | 48140.0                |
| 印度                              | India               | 137.5                                  | 美国                     | United States       | 35640.0                |
| 原苏联                             | Former Soviet Union | 70.1②                                  | 原苏联                    | Former Soviet Union | 27734.3                |
| 美国                              | United States       | 37.0                                   | 印度                     | India               | 26565.3                |
| 日本                              | Japan               | 14.7                                   | 巴西                     | Brazil              | 18249.0                |
| 意大利                             | Italy               | 11.0                                   | 加拿大                    | Canada              | 17804.3                |
| 德国                              | Germany             | 8.3                                    | 印度尼西亚                  | Indonesia           | 11098.1                |
| 法国                              | France              | 7.4                                    | 尼日利亚                   | Nigeria             | 5807.0                 |
| 埃及                              | Egypt               | 6.3                                    | 中国                     | China               | 5246.2                 |
| 韩国                              | Korea, Rep.         | 4.7                                    | 德国(前联邦德国)              | Germany(Fed. Rep.)  | 4119.0                 |
|                                 |                     |  | 世界总计                   | World               | 342204.8               |



续表 2 continued

| 糖<br>Sugar |                     |                      | 电视机②⑤<br>Television②⑤ |                    |                  |
|------------|---------------------|----------------------|-----------------------|--------------------|------------------|
| 国家和地区      | Country or Area     | (万吨)<br>(10 000 ton) | 国家和地区                 | Country or Area    | (万台)<br>(10 000) |
| 印度         | India               | 1440.0               | 中国                    | China              | 2691.4           |
| 巴西         | Brazil              | 950.0                | 韩国                    | Korea,Rep.         | 1598.6           |
| 中国         | China               | 829.0                | 日本                    | Japan              | 1513.2③          |
| 古巴         | Cuba                | 700.0                | 美国                    | United States      | 1326.7           |
| 美国         | United States       | 698.5                | 俄罗斯                   | Russian Federation | 443.9            |
| 原苏联        | Former Soviet Union | 673.1                | 肯尼亚                   | Kenya              | 418.6③           |
| 泰国         | Thailand            | 510.6                | 德国(前联邦德国)             | Germany(Fed. Rep.) | 359.5③           |
| 法国         | France              | 473.5                | 巴西                    | Brazil             | 326.5            |
| 德国         | Germany             | 437.3                | 新加坡                   | Singapore          | 304.0⑧           |
| 澳大利亚       | Australia           | 426.0                | 英国                    | United Kingdom     | 302.4⑥           |
| 世界总计       | World               | 11593.9              | 世界总计                  | World              | 12525.6          |

注：①中国为原煤，国外为商品煤。②1991年数字。③1990年数字。④包括商用车和乘用车。⑤包括彩色电视机和黑白电视机。美国为交货量。⑥1988年数字。⑦指采伐所得的全部木材量，其中包括工业用圆木、薪炭材、从采伐中回收的木材。中国为木材产量，包括原木和薪材，同其他国家的原木产量不完全可比。⑧为1989年数。

Notes: ①The figures relate to all grades of anthracite and bituminous coal, lignite and brown coal. But exclude recovered slurries. Chinese data refers to the coal including lignite and waste. ②Data refer to 1991. ③Data refer to 1990. ④Including commercial vehicles and passenger cars. ⑤Including color TV and black TV. ⑥Data refer to 1988. ⑦Comprises all wood obtained from removals, including wood recovered from natural, felling and logging losses. But chinese data refers to roundwood and fuel wood. ⑧Data refer to 1989.

附录4-18 我国工业主要产品产量居世界位次的变化

A4-18 CHANGES IN THE ORDER OF PRECEDENCE OF MAJOR INDUSTRIAL PRODUCTS OF P. R. CHINA THROUGHOUT ALL COUNTRIES

国外资料来源: 联合国《统计月报》1994年1月和3月、《工业统计年鉴》1991年; 联合国粮农组织《生产年鉴》1992年、《肥料年鉴》1992年、《林产品年鉴》1991年。  
Source: United Nations《Monthly Bulletin of Statistics》January and March 1994,《Industrial Statistics Yearbook》1991; FAO《Yearbook of Production》1992,《Yearbook of Fertilizer》1992,《Yearbook of Forest Products》1991.

|                         | 1949 | 1957 | 1965 | 1978 | 1980 |
|-------------------------|------|------|------|------|------|
| 钢 Crude Steel           | 26   | 9    | 8    | 5    | 5    |
| 煤 Coal                  | 9    | 5    | 5    | 3    | 3    |
| 原油 Crude Petroleum      | 27①  | 23   | 12   | 8    | 6    |
| 发电量 Electricity         | 25   | 13   | 9    | 7    | 6    |
| 水泥 Cement               |      | 8    | 8    | 4    | 4    |
| 化肥 Fertilizer           |      | 33   | 8    | 3    | 3    |
| 化学纤维 Chemical Fibre     |      | 26②  |      | 7    | 5    |
| 棉布 Woven Cotton Fabrics |      | 3    | 3    | 1    | 1    |
| 糖 Sugar                 |      |      | 8    | 8    | 10   |
| 电视机 Television          |      |      |      | 8    | 5    |

续表 1 continued

| 产品名称 Item               | 1985 | 1990 | 1991 | 1992 | 1993③ |
|-------------------------|------|------|------|------|-------|
| 钢 Crude Steel           | 4    | 4    | 4    | 3    | 3     |
| 煤 Coal                  | 2    | 1    | 1    | 1    | 1     |
| 原油 Crude Petroleum      | 6    | 5    | 5    | 5    | 5     |
| 发电量 Electricity         | 5    | 4    | 4    | 4    | 3     |
| 水泥 Cement               | 1    | 1    | 1    | 1    | 1     |
| 化肥 Fertilizer           | 3    | 3    | 3    | 3    | 2     |
| 化学纤维 Chemical Fibre     | 4    | 2    | 2    | 2    | 2     |
| 棉布 Woven Cotton Fabrics | 1    | 1    | 1    | 1    | 1     |
| 糖 Sugar                 | 6    | 6    | 6    | 3    | 3     |
| 电视机 Television          | 3    | 1    | 1    | 1    | 1     |

注: ①1950年数字。②1960年数字。③估计数。

Note: ①Data refer to 1950. ②Data Refer to 1960. ③Estimate.

附录4-19 制造业增加值的部门构成 (1991年)  
A4-19 COMPOSITION OF VALUE-ADDED OF MANUFACTURING INDUSTRY  
BY BRANCH(1991)

国外资料来源: 联合国《工业统计年鉴》1991年。  
Source: United Nations《Industrial Statistics Yearbook》1991.

|        |                          | 美国<br>United States | 日本<br>Japan | 前联邦<br>德国①<br>Fed. Rep. of<br>German<br>① | 英国<br>①<br>United<br>King-<br>dom<br>① | 法国<br>France | 原苏联<br>②⑤<br>Former<br>Soviet<br>Union<br>②⑤ | 匈牙利<br>②<br>Hung-<br>ary<br>② | 印度<br>③<br>India<br>③ | 韩国<br>①<br>Korea<br>① | 墨西哥<br>④<br>Mexico<br>④ |
|--------|--------------------------|---------------------|-------------|---|--|--------------|--|-------------------------------|-----------------------|-----------------------|-------------------------|
| 制造业    | Manufacturing            | 100.0               | 100.0       | 100.0                                     | 100.0                                  | 100.0        | 100.0  | 100.0                         | 100.0                 | 100.0                 | 100.0                   |
| 食品     | Food Products            | 9.4                 | 7.5         | 5.3                                       | 9.9                                    | 10.4         | 17.7   | 7.4                           | 9.7                   | 6.0                   | 6.6                     |
| 饮料     | Beverages                | 1.7                 | 1.1         | 2.2                                       | 2.6                                    | 2.5          | 1.6  | 1.8                           | 1.0                   | 1.9                   | 9.5                     |
| 烟草     | Tobacco                  | 1.9                 | 0.3         | 2.4                                       | 0.9                                    | 0.7          | 0.5  | 0.5                           | 2.0                   | 2.8                   | 3.1                     |
| 纺织     | Textiles                 | 2.7                 | 3.0         | 2.2                                       | 2.8                                    | 2.6          | 10.0   | 4.6                           | 11.0                  | 6.8                   | 3.6                     |
| 服装     | Wearing Apparel          | 2.0                 | 1.4         | 1.1                                       | 1.8                                    | 2.2          | 3.8  | 2.6                           | 1.0                   | 3.4                   | 0.9                     |
| 皮革制品   | Leather and Products     | 0.2                 | 0.2         | 0.2                                       | 0.2                                    | 0.4          | 0.8  | 0.6                           | 0.4                   | 1.1                   |                         |
| 制鞋     | Footwear                 | 0.2                 | 0.2         | 0.2                                       | 0.5                                    | 0.6          | 0.9  | 1.1                           | 0.3                   | 0.6                   | 1.3                     |
| 木材制品   | Wood Products            | 1.5                 | 1.5         | 1.2                                       | 1.3                                    | 1.5          | 1.4  | 1.0                           | 0.4                   | 0.9                   | 0.2                     |
| 家具、装饰  | Furniture, Fixtures      | 1.2                 | 1.0         | 1.5                                       | 1.8                                    | 1.6          | 1.3  | 1.6                           |                       | 1.0                   | 0.4                     |
| 纸及纸制品  | Paper and Products       | 4.3                 | 2.4         | 2.5                                       | 3.2                                    | 2.5          | 1.0  | 1.7                           | 1.6                   | 2.1                   | 2.6                     |
| 印刷、出版  | Printing, publishing     | 7.9                 | 5.4         | 1.9                                       | 7.7                                    | 5.6          | 0.3  | 2.0                           | 1.6                   | 2.5                   | 0.8                     |
| 工业化学   | Industrial Chemicals     | 5.3                 | 4.1         | 6.6                                       | 5.6                                    | 3.7          | 4.9  | 7.3                           | 7.9                   | 4.2                   | 9.7                     |
| 石油提炼   | Petroleum Refineries     | 1.5                 | 0.8         | 3.7                                       | 1.7                                    | 6.5          | 2.7  | 3.8                           | 3.8                   | 2.9                   |                         |
| 橡胶制品   | Rubber Products          | 1.0                 | 1.3         | 1.2                                       | 1.2                                    | 1.4          | 1.1  | 1.4                           | 2.8                   | 3.1                   | 2.1                     |
| 塑料制品   | Plastic Products N.E.C   | 2.9                 | 3.6         | 3.2                                       | 3.2                                    | 2.6          | 0.3  | 1.9                           | 1.1                   | 2.7                   | 1.4                     |
| 陶瓷     | Pottery, China etc       | 0.1                 | 0.3         | 0.3                                       | 0.6                                    |              | 0.1  | 0.8                           | 0.3                   | 0.3                   | 0.3                     |
| 玻璃及其制品 | Glass and Products       | 0.7                 | 0.9         | 0.9                                       | 0.8                                    | 1.2          | 0.4  | 1.1                           | 0.5                   | 1.0                   | 1.8                     |
| 非金属制品  | Non-metal Products N.E.C | 0.2                 | 3.0         | 2.2                                       | 3.5                                    | 3.1          | 3.7  | 2.8                           | 3.6                   | 3.7                   | 3.1                     |
| 钢铁     | Iron and Steel           | 2.1                 | 5.4         | 3.6                                       | 3.2                                    | 3.4          | 4.9  | 6.4                           | 11.7                  | 6.2                   | 8.5                     |
| 有色金属   | Non-ferrous Metals       | 1.2                 | 1.3         | 1.4                                       | 1.1                                    | 1.7          | 3.3  | 4.3                           | 2.2                   | 1.2                   | 3.6                     |
| 金属制品   | Metal Products           | 5.2                 | 7.4         | 7.3                                       | 5.9                                    | 7.5          |  | 4.0                           | 3.3                   | 5.1                   | 3.3                     |
| 一般机械   | Machinery N.E.C          | 10.5                | 14.2        | 15.4                                      | 11.8                                   | 9.2          | 15.3⑥  | 10.7                          | 7.2                   | 7.0                   | 3.7                     |
| 电气机械   | Electrical Machinery     | 8.5                 | 15.3        | 13.6                                      | 8.8                                    | 9.9          | 8.4  | 11.5                          | 9.0                   | 15.0                  | 7.1                     |
| 运输设备   | Transport Equipment      | 12.1                | 10.3        | 12.6                                      | 11.4                                   | 10.8         | 6.7  | 6.5                           | 7.9                   | 10.2                  | 19.8                    |
| 其他     | Other Industries         | 1.4                 | 1.6         | 0.5                                       | 1.1                                    | 1.5          | 8.9  | 12.6                          | 9.7                   | 1.8                   | 6.6                     |

注:①1990年数。②1989年数。③1988年数。④1986年数。⑤制造业总产值。⑥包括金属制品。

Notes:①Data refer to 1990.②Data refer to 1989.③1988.④1986.⑤Gross output products of manufacturing.

⑥Including metal products.

## 附录4-20 能源生产和贸易 (1991年)

## A4-20 PRODUCTION AND TRADE OF COMMERCIAL ENERGY (1991)

国外资料来源: 联合国《能源统计年鉴》1991年。

Source: United Nations (Energy Statistics Yearbook) 1991.

单位: 标准煤万吨

(10 000 tons of coal equivalent)

| 国家和地区<br>Country or Area         | 能源生产量<br>Total | 其中<br>Primary Energy Production |               |           |                          | 库存变化<br>Changes<br>in<br>Stocks | 进口<br>Imports | 出口<br>Exports |
|----------------------------------|----------------|---------------------------------|---------------|-----------|--------------------------|---------------------------------|---------------|---------------|
|                                  |                | 固体<br>Solids                    | 液体<br>Liquids | 气体<br>Gas | 水电、<br>核电<br>Electricity |                                 |               |               |
| 世界总计<br>World                    | 1142674        | 319676                          | 453781        | 260258    | 108959                   | 3793                            | 358374        | 354364        |
| 中 国<br>China                     | 104844         | 77689                           | 20130         | 2097      | 4928                     | -852                            | 2022          | 5819          |
| 美 国<br>United States             | 231747         | 75351                           | 61597         | 66567     | 28231                    | -517                            | 60591         | 14343         |
| 日 本<br>Japan                     | 10482          | 708                             | 30            | 299       | 9445                     | 446                             | 52789         | 1326          |
| 德 国<br>Germany                   | 27289          | 18346                           | 486           | 2148      | 6309                     | 48                              | 27741         | 2683          |
| 英 国<br>United Kingdom            | 29924          | 8075                            | 13084         | 6071      | 2695                     | 626                             | 12514         | 10445         |
| 法 国①<br>France①                  | 14892          | 1060                            | 476           | 285       | 13072                    | 297                             | 20547         | 2655          |
| 意大利②<br>Italy②                   | 3977           | 36                              | 619           | 2372      | 950                      | -282                            | 21565         | 2917          |
| 加 拿 大<br>Canada                  | 40427          | 5527                            | 13030         | 14925     | 6945                     | -292                            | 5579          | 17323         |
| 澳大利亚<br>Australia                | 21847          | 14854                           | 3926          | 2869      | 198                      | 44                              | 1828          | 11304         |
| 原 苏 联<br>Former Soviet Union     | 221767         | 43397                           | 74071         | 93532     | 10766                    |                                 | 448           | 28550         |
| 原捷克斯洛伐克<br>Former Czechoslovakia | 6072           | 5065                            | 20            | 64        | 924                      | 38                              | 3767          | 560           |
| 波 兰<br>Poland                    | 13213          | 1275                            | 23            | 374       | 42                       | 1518                            | 2849          | 2146          |
| 匈 牙 利<br>Hungary                 | 2018           | 601                             | 352           | 550       | 515                      | -73                             | 1940          | 102           |
| 罗马尼亚<br>Romania                  | 4941           | 971                             | 970           | 2824      | 175                      | -151                            | 2566          | 367           |
| 保加利亚<br>Bulgaria                 | 1230           | 701                             | 8             | 1         | 520                      | 21                              | 1890          | 23            |
| 原南斯拉夫<br>Former Yugoslavia       | 2136           | 1240                            | 294           | 205       | 398                      | -10                             | 2330          | 39            |
| 印 度<br>India                     | 24997          | 18128                           | 4484          | 1356      | 1030                     | 433                             | 5008          | 64            |
| 印度尼西亚<br>Indonesia               | 18051          | 1372                            | 10340         | 6208      | 131                      | -41                             | 1677          | 12273         |
| 菲 律 宾<br>Philippines             | 878            | 85                              | 24            |           | 769                      | -50                             | 1948          | 36            |
| 泰 国<br>Thailand                  | 1784           | 548                             | 467           | 713       | 56                       | 16                              | 2880          | 129           |
| 马来西亚<br>Malaysia                 | 6653           | 18                              | 4445          | 2135      | 55                       | -41                             | 1406          | 5272          |
| 新 加 坡<br>Singapore               |                |                                 |               |           |                          | 410                             | 8922          | 4708          |
| 巴基斯坦<br>Pakistan                 | 2413           | 206                             | 467           | 1501      | 239                      | -15                             | 1305          | 49            |
| 緬 甸<br>Myanmar                   | 285            | 6                               | 132           | 133       | 14                       |                                 | 5             | 1             |
| 孟加拉国<br>Bangladesh               | 656            |                                 | 18            | 628       | 10                       | -12                             | 279           |               |
| 土 耳 其<br>Turkey                  | 2632           | 1691                            | 623           | 28        | 290                      | -204                            | 3844          | 391           |
| 蒙 古<br>Mongolia                  | 302            | 302                             |               |           |                          |                                 | 100           | 20            |
| 韩 国<br>Korea, Rep.               | 3122           | 968                             |               |           | 2154                     | -119                            | 12570         | 1321          |
| 越 南<br>Viet Nam                  | 1130           | 500                             | 565           | 0.3       | 65                       | -4                              | 373           | 659           |
| 埃 及<br>Egypt                     | 7915           |                                 | 6760          | 1034      | 122                      | 79                              | 188           | 3739          |
| 尼日利亚<br>Nigeria                  | 14140          | 9                               | 13471         | 632       | 27                       | 300                             | 270           | 11587         |
| 墨 西 哥<br>Mexico                  | 27472          | 750                             | 22428         | 3235      | 1060                     | 38                              | 1194          | 10780         |
| 巴 西<br>Brazil                    | 8302           | 316                             | 4748          | 509       | 2729                     | 69                              | 5708          | 408           |
| 阿 根 廷<br>Argentina               | 7319           | 25                              | 3782          | 3022      | 491                      | 10                              | 506           | 737           |

注: ①包括摩纳哥。②包括圣马力诺。

Note: ①Including Monaco. ②Including San Marino.

附录4-21 能源消费 (1991年)  
A4-21 CONSUMPTION OF COMMERCIAL ENERGY (1991)

国外资料来源: 联合国《能源统计年鉴》1991年。  
Source: United Nations《Energy Statistics Yearbook》1991.  
单位: 标准煤万吨

(10 000 tons of coal equivalent)

| 国家和地区<br>Country or Area         | 能源消费量<br>Total | 其中<br>Consumption of Commercial Energy |               |           |                      | 人均能源<br>消费量<br>(公斤)<br>per capita<br>(1 000 kg) |
|----------------------------------|----------------|--|---------------|-----------|----------------------|---|
|                                  |                | 固体<br>Solids                           | 液体<br>Liquids | 气体<br>Gas | 水电、核电<br>Electricity |   |
| 世界总计<br>World                    | 1096587        | 320557                                 | 406644        | 260393    | 108994               | 2029  |
| 中 国<br>China                     | 103783         | 78979                                  | 17747         | 2076      | 4982                 | 896   |
| 美 国<br>United States             | 275779         | 67204                                  | 107095        | 72977     | 28505                | 10921   |
| 日 本<br>Japan                     | 58960          | 11956                                  | 30188         | 7372      | 9445                 | 4754  |
| 德 国<br>Germany                   | 50923          | 18909                                  | 16527         | 9162      | 6325                 | 6375  |
| 英 国<br>United Kingdom            | 30925          | 9366                                   | 11745         | 6919      | 2896                 | 5353  |
| 法 国①<br>France①                  | 31102          | 3019                                   | 11351         | 4315      | 12418                | 5457  |
| 意 大 利②<br>Italy②                 | 23091          | 1883                                   | 13059         | 6768      | 1381                 | 3998  |
| 加 拿 大<br>Canada                  | 29948          | 3528                                   | 10834         | 8868      | 6718                 | 11095   |
| 澳大利亚<br>Australia                | 12698          | 5572                                   | 4692          | 2237      | 198                  | 7321  |
| 原 苏 联<br>Former Soviet Union     | 186730         | 41196                                  | 53663         | 81342     | 10529                | 6415  |
| 原捷克斯洛伐克<br>Former Czechoslovakia | 8893           | 5126                                   | 1190          | 1631      | 946                  | 5666  |
| 波 兰<br>Poland                    | 12132          | 9361                                   | 1632          | 1129      | 10                   | 3167  |
| 匈 牙 利<br>Hungary                 | 3765           | 875                                    | 1022          | 1263      | 605                  | 3574  |
| 罗马尼亚<br>Romania                  | 7039           | 1414                                   | 1935          | 3429      | 262                  | 3025  |
| 保加利亚<br>Bulgaria                 | 2934           | 1098                                   | 632           | 660       | 545                  | 3270  |
| 原南斯拉夫<br>Former Yugoslavia       | 4136           | 1456                                   | 1597          | 669       | 414                  | 1731  |
| 印 度<br>India                     | 27331          | 18499                                  | 6435          | 1356      | 1042                 | 317   |
| 印度尼西亚<br>Indonesia               | 6531           | 664                                    | 3780          | 1957      | 131                  | 348   |
| 菲 律 宾<br>Philippines             | 2582           | 235                                    | 1578          |           | 769                  | 405   |
| 泰 国<br>Thailand                  | 4372           | 578                                    | 3018          | 713       | 63                   | 789   |
| 马来西亚<br>Malaysia                 | 2813           | 229                                    | 2025          | 505       | 55                   | 1534  |
| 新 加 坡<br>Singapore               | 1595           | 2                                      | 1593          |           |                      | 5821  |
| 巴基斯坦<br>Pakistan                 | 3520           | 314                                    | 1466          | 1501      | 239                  | 290   |
| 緬 甸<br>Myanmar                   | 234            | 7                                      | 80            | 133       | 14                   | 55  |
| 孟加拉国<br>Bangladesh               | 897            | 12                                     | 246           | 628       | 10                   | 77  |
| 土 耳 其<br>Turkey                  | 5921           | 2429                                   | 2728          | 471       | 293                  | 1036  |
| 蒙 古<br>Mongolia                  | 382            | 282                                    | 98            |           | 2                    | 1699  |
| 韩 国<br>Korea, Rep.               | 13036          | 3554                                   | 6828          | 500       | 2154                 | 2977  |
| 越 南<br>Viet Nam                  | 848            | 406                                    | 377           |           | 65                   | 125   |
| 埃 及<br>Egypt                     | 3825           | 98                                     | 2571          | 1034      | 122                  | 713   |
| 尼日利亚<br>Nigeria                  | 2357           | 6                                      | 1693          | 632       | 26                   | 210   |
| 墨 西 哥<br>Mexico                  | 16494          | 775                                    | 11233         | 3453      | 1034                 | 1911  |
| 巴 西<br>Brazil                    | 12118          | 1479                                   | 7074          | 507       | 3058                 | 799   |
| 阿 根 廷<br>Argentina               | 6468           | 101                                    | 2586          | 3280      | 501                  | 1977  |

注: ①包括摩纳哥。②包括圣马力诺。

Note: ①Including Monaco. ②Including San Marino.

## 附录4-22 铁路运输旅客、货物周转量

## A4-22 RAILWAY PASSENGER AND FREIGHT TRAFFIC MILEAGE

国外资料来源：联合国《统计月报》1994年3月。

Source: United Nations 《Monthly Bulletin of Statistics》March 1994.

单位：客运-亿人公里  
货运-亿吨公里P-K=100 000 000 Passenger-kilometres  
T-K=Net 100 000 000 ton-kilometres

| 国家和地区<br>Country or Area         | 1980      |           | 1990      |           | 1991      |           | 1992      |           |
|----------------------------------|-----------|-----------|-----------|-----------|-----------|-----------|-----------|-----------|
|                                  | 客运<br>P-K | 货运<br>T-K | 客运<br>P-K | 货运<br>T-K | 客运<br>P-K | 货运<br>T-K | 客运<br>P-K | 货运<br>T-K |
| 中 国<br>China                     | 1383.0    | 5716.9    | 2612.6    | 10622.4   | 2828.1    | 10972.0   | 3152.0    | 11576.0   |
| 美 国<br>United States             | 177.0     | 12654.0   | 98.6      | 15137.8   | 100.6     | 15260.8   | 99.5      | 15551.5   |
| 日 本<br>Japan                     | 3133.0    | 393.0     | 3837.0    | 266.5     | 3910.3    | 273.5     | 4022.5    | 266.6     |
| 德 国<br>Germany                   |           |           |           |           | 553.8     | 806.3     | 579.4     | 701.9     |
| 前联邦德国<br>Fed. Rep.               | 414.0     | 653.0     | 422.8     | 617.2     |           |           |           |           |
| 前民主德国<br>Former DR               | 231.0     | 564.0     |           |           |           |           |           |           |
| 英 国<br>United Kingdom            | 317.0     | 176.0     | 340.7     | 158.3     | 319.1     | 154.7     | 311.6     | 152.5     |
| 法 国<br>France                    | 545.0     | 695.0     | 635.9     | 515.3     | 621.6     | 515.9     | 629.9     | 503.8     |
| 意 大 利<br>Italy                   | 395.0     | 184.0     | 455.2     | 219.0     | 457.4     | 215.5     | 483.6     | 221.8     |
| 加 拿 大<br>Canada                  | 29.0      | 2281.0    |           |           |           |           |           |           |
| 澳大利亚<br>Australia                |           | 364.0     |           |           |           |           |           |           |
| 原 苏 联<br>Former Soviet Union     | 3422.0    | 34399.0   | 4174.4    | 37170.1   | 3729.6    | 33117.4   |           |           |
| 原捷克斯洛伐克<br>Former Czechoslovakia | 181.0     | 726.0     | 193.4     | 643.2     | 192.6     | 499.3     | 168.5     | 479.8     |
| 波 兰<br>Poland                    | 463.0     | 1347.0    | 503.8     | 835.3     | 401.2     | 651.5     | 325.7     | 577.7     |
| 匈 牙 利<br>Hungary                 | 124.0     | 239.0     | 114.0     | 167.8     | 98.6      | 119.4     | 91.8      | 100.2     |
| 罗马尼亚<br>Romania                  | 232.0     | 755.4     | 305.9     | 572.5     | 254.3     | 378.5     | 242.8     | 277.8     |
| 保加利亚<br>Bulgaria                 | 71.0      | 177.0     | 77.9      | 141.2     | 48.7      | 86.9      | 53.9      | 77.6      |
| 原南斯拉夫<br>Former Yugoslavia       | 103.0     | 250.0     | 110.5     | 244.4     |           |           |           |           |
| 印 度<br>India                     | 2086.0    | 1571.0    | 2772.7    | 2332.9    | 3174.2    | 2452.8    | 3150.5    | 2537.5    |
| 印度尼西亚<br>Indonesia               | 61.0      | 10.0      | 92.9      | 31.9      | 97.7      | 34.7      |           |           |
| 菲 律 宾<br>Philippines             | 4.0       | 0.4       | 2.6       | 0.4       | 2.3       | 0.1       | 1.2       |           |
| 泰 国<br>Thailand                  | 91.0      | 28.0      | 118.3     | 31.2      | 132.6     | 32.6      | 143.3     | 30.8      |
| 马来西亚<br>Malaysia                 | 16.0      | 12.0      | 18.4      | 14.0      | 17.5      | 12.7      |           |           |
| 巴基斯坦<br>Pakistan                 | 173.0     | 86.0      | 200.5     | 66.1      | 192.7     | 58.0      | 173.4     | 58.3      |
| 緬 甸<br>Myanmar                   | 34.0      | 6.0       | 43.7      | 5.3       | 44.8      | 5.8       | 46.1      | 6.0       |
| 土 耳 其<br>Turkey                  | 60.0      | 50.0      | 68.4      | 75.7      | 64.1      | 79.1      | 62.8      | 81.4      |
| 韩 国<br>Korea, Rep.               | 216.0     | 105.0     | 298.7     | 134.8     | 334.7     | 145.0     | 339.0     | 142.6     |
| 墨 西 哥<br>Mexico                  | 53.0      | 413.0     | 59.8      | 363.8     | 47.3      | 329.9     | 49.6      | 336.0     |
| 阿 根 廷<br>Argentina               | 127.0     | 95.0      | 105.1     |           |           | 54.6      | 94.3      | 122.0     |

## 附录4-23 海运装货量和卸货量

## A4-23 INTERNATIONAL MARITIME TRANSPORT

国外资料来源: 联合国《统计月报》1994年3月。

Source: United Nations 《Monthly Bulletin of Statistics》March 1994.

单位: 万吨

(10 000 ton)

| 国家和地区<br>Country or Area   | 1980          |   | 1990          |   | 1991          |   | 1992          |   |
|----------------------------|---------------|---|---------------|---|---------------|---|---------------|---|
|                            | 装货量<br>Loaded | 卸货量<br>Unloaded<br>in Exter-<br>nal Trade | 装货量<br>Loaded | 卸货量<br>Unloaded<br>in Exter-<br>nal Trade | 装货量<br>Loaded | 卸货量<br>Unloaded<br>in Exter-<br>nal Trade | 装货量<br>Loaded | 卸货量<br>Unloaded<br>in Exter-<br>nal Trade |
| 中 国<br>China               | 3435.0        | 4087.0                                    | 9234.0        | 7417.2                                    | 10828.0       | 8744.0                                    |               |   |
| 美 国<br>United States       | 36394.0       | 44264.0                                   | 37204.8       | 49524.0                                   | 38956.8       | 44886.0                                   | 39231.6       | 48351.6                                   |
| 日 本<br>Japan               | 8353.0        | 61272.0                                   | 8431.2        | 71161.2                                   | 8982.0        | 72512.4                                   | 10003.2       | 70768.8                                   |
| 德 国<br>Germany             | 3505.0③       | 11404.0③                                  | 4430.4③       | 9750.0③                                   | 4450.8        | 10233.6                                   | 5362.8        | 11460.0                                   |
| 英 国<br>United Kingdom      | 10084.0       | 13254.0                                   | 12438.0       | 17008.8                                   | 12831.6       | 17158.8                                   | 13374.0       | 17631.6                                   |
| 法 国<br>France              | 5412.0        | 21960.0                                   | 6181.2        | 17703.6                                   | 5790.0        | 18699.6                                   | 6120.0        | 18240.0                                   |
| 意 大 利<br>Italy             | 3500.0        | 22543.0                                   | 4183.2        | 22669.2                                   | 4249.2        | 22383.6                                   | 4603.2        | 22540.8                                   |
| 澳大利亚<br>Australia          | 18778.0       | 2622.0                                    | 28792.8       | 3120.0                                    | 31927.2       | 3318.0                                    | 31591.2       | 3702.0                                    |
| 原苏联<br>Former Soviet Union |               |   | 9034.8        | 3480.0                                    | 3579.6        | 2264.4                                    |               |   |
| 波 兰<br>Poland              | 1603.0①       | 2078.0①                                   | 3073.2        | 1250.4                                    | 2491.2        | 1296.0                                    | 2529.6        | 1521.6                                    |
| 罗马尼亚<br>Romania            |               |   | 1214.4        | 3367.2                                    | 865.2         | 2139.6                                    | 1050.0        | 2043.6                                    |
| 原南斯拉夫<br>Former Yugoslavia | 524.0         | 2306.0                                    | 729.6         | 2677.2                                    | 852.0         | 1017.6                                    |               |   |
| 印度尼西亚<br>Indonesia         | 9251.0        | 1903.0                                    | 10956.0       | 3084.0                                    | 11337.6       | 3489.6                                    | 15153.6       | 3601.2                                    |
| 菲 律 宾<br>Philippines       | 1538.0        | 2352.0                                    | 1411.2        | 3165.6                                    | 1410.0        | 3039.6                                    |               |   |
| 泰 国<br>Thailand            |               |   | 2266.8        | 3579.6                                    | 2119.2        | 4015.2                                    |               |   |
| 马来西亚<br>Malaysia           | 1069.0        | 1656.0                                    | 1870.8        | 2930.4                                    | 1796.4        | 3157.2                                    | 1972.8        | 3300.0                                    |
| 新 加 坡<br>Singapore         | 3241.0        | 4855.0                                    | 8156.4        | 10622.4                                   | 8970.0        | 11648.4                                   | 10129.2       | 13644.0                                   |
| 巴基斯坦<br>Pakistan           | 340.0         | 1126.0                                    | 474.0         | 1971.6                                    | 538.8         | 1964.4                                    | 603.6         | 2305.2                                    |
| 緬 甸<br>Myanmar             | 121.0         | 48.0                                      | 57.6          | 61.2                                      | 67.2          | 70.8                                      | 120.0         | 87.6                                      |
| 孟加拉国<br>Bangladesh         | 97.0          | 750.0                                     | 134.4         | 778.8                                     | 94.8          | 615.6                                     | 99.6          | 684.0                                     |
| 土 耳 其<br>Turkey            | 2216.0        | 2110.0                                    | 6333.6        | 5510.4                                    | 4207.2        | 7692.0                                    | 2650.8        | 5221.2                                    |
| 韩 国<br>Korea, Rep.         | 2268.0        | 7135.0                                    | 4750.8        | 17227.2                                   | 5198.4        | 20847.6                                   | 6285.6        | 22251.6                                   |
| 埃 及<br>Egypt               | 882.0         | 1150.0                                    | 1059.6        | 2380.8                                    | 1225.2        | 2145.6                                    |               |   |
| 墨 西 哥<br>Mexico            | 5042.0        | 1456.0                                    | 13233.6       | 4485.6                                    | 12324.0       | 4968.0                                    | 12544.8       | 5209.2                                    |
| 巴 西<br>Brazil              | 10171.0       | 7343.0                                    | 16084.8②      | 5720.4②                                   |               |   |               |   |
| 阿 根 廷<br>Argentina         | 2065.0        | 1057.0                                    | 3682.8        | 586.8                                     | 3679.2        | 686.4                                     |               |   |

注: ①1981年数。②1989年数。③为前联邦德国数。

Note: ①Data refer to 1981. ②Data refer to 1989. ③Data refer to Former Federal Rep. of Germany.

## 附录4-24 航空运输旅客、货物周转量

## A4-24 CIVIL AVIATION TRAFFIC PASSENGER AND FREIGHT TRAFFIC MILEAGE

国外资料来源: 联合国《统计月报》1994年1月。

Source: United Nations 《Monthly Bulletin of Statistics》January 1994.

单位: 客运=亿人公里

货运=亿吨公里

P-K=100 000 000 Passenger-kilometres

T-K=Net 100 000 000 ton-kilometres

| 国家和地区 Country or Area     | 1980      |           | 1989      |           | 1990      |           | 1991      |           |
|---------------------------|-----------|-----------|-----------|-----------|-----------|-----------|-----------|-----------|
|                           | 客运<br>P-K | 货运<br>T-K | 客运<br>P-K | 货运<br>T-K | 客运<br>P-K | 货运<br>T-K | 客运<br>P-K | 货运<br>T-K |
| 中 国 China                 | 40.0      | 1.4       | 187.0     | 6.9       | 230.0     | 8.2       | 301.0     | 10.1      |
| 美 国 United States         | 3895.2    | 102.4     | 6939.4    | 174.0     | 6255.4    | 176.8     | 6255.4    | 176.8     |
| 日 本 Japan                 | 512.2     | 19.8      | 932.9     | 54.0      | 613.7     |           |           |           |
| 德 国 Germany               |           |           |           |           |           |           |           |           |
| 前联邦德国 Fed. Rep.           | 210.5     | 15.8      | 361.7     | 39.9      | 421.4     | 41.4      | 429.1     | 42.8      |
| 前民主德国 Former DR           | 20.5      | 0.7       |           |           |           |           |           |           |
| 英 国 United Kingdom        | 501.6     | 13.7      | 700.1     | 23.5      | 817.3     | 26.9      | 746.2     | 25.6      |
| 法 国 France                | 341.3     | 20.9      | 513.7     | 39.4      | 433.7     | 41.3      | 426.2     | 39.3      |
| 意 大 利 Italy               | 124.0     | 5.4       | 214.9     | 11.5      | 227.5     | 12.0      | 182.9     | 0.0       |
| 加 拿 大 Canada              | 330.8     | 7.6       | 503.9     | 14.7      | 461.3     | 15.2      | 390.8     | 13.4      |
| 澳大利亚 Australia            | 255.0     | 5.2       | 261.8     | 12.0      | 276.8     | 11.9      | 265.1     | 11.6      |
| 原 苏 联 Former Soviet Union | 1610.0    | 30.9      | 2267.4    | 32.0      | 2407.8    | 30.8      | 2246.5    | 27.4      |
| 原捷克斯洛伐克 Former            |           |           |           |           |           |           |           |           |
| 伐克 Czechoslovakia         | 18.1      | 0.4       | 22.0      | 0.2       | 20.3      | 0.2       | 17.4      | 0.2       |
| 波 兰 Poland                | 27.1      | 0.3       | 37.3      | 0.3       | 34.8      | 0.5       | 28.8      | 0.4       |
| 匈 牙 利 Hungary             | 10.8      | 0.3       | 13.8      | 0.1       | 15.0      | 0.1       | 10.2      | 0.1       |
| 罗马尼亚 Romania              | 27.9      | 0.7       | 16.4      | 0.1       | 18.4      | 0.1       | 20.5      | 0.1       |
| 保加利亚 Bulgaria             | 26.7      | 0.4       | 38.8      | 0.4       |           |           |           |           |
| 印 度 India                 | 107.6     | 4.0       | 170.3     | 7.1       | 165.2     | 6.9       | 147.6     |           |
| 印度尼西亚 Indonesia           | 59.0      | 1.3       | 139.1     | 4.5       | 139.3     | 4.7       | 149.3     | 4.8       |
| 菲 律 宾 Philippines         | 59.0      | 1.6       | 106.0     | 3.4       | 103.9     | 3.3       |           |           |
| 泰 国 Thailand              | 62.8      | 2.5       | 188.3     | 6.5       | 197.5     | 7.0       | 182.5     | 9.1       |
| 马来西亚 Malaysia             | 40.8      | 1.2       | 100.6     | 4.2       | 118.7     | 5.9       | 142.3     |           |
| 新 加 坡 Singapore           | 147.2     | 5.6       | 304.7     | 16.9      | 316.0     | 16.9      | 334.6     | 17.9      |
| 巴基斯坦 Pakistan             | 57.0      | 2.4       | 91.3      | 4.3       | 93.8      | 4.3       | 90.6      | 3.8       |
| 韩 国 Korea, Rep.           | 108.4     | 8.5       | 181.7     | 24.1      | 187.1     | 24.9      |           |           |
| 埃 及 Egypt                 | 28.7      | 0.3       | 61.9      | 1.4       | 60.0      | 1.5       | 52.3      | 1.3       |
| 尼日利亚 Nigeria              | 18.7      | 0.1       | 10.1      | 0.2       |           | 0.3       |           |           |
| 墨 西 哥 Mexico              | 138.7     | 1.4       | 160.6     | 1.2       | 183.9     | 1.5       | 181.7     | 1.7       |
| 巴 西 Brazil                | 105.2     | 5.0       | 278.5     | 11.8      | 278.4     | 11.1      | 278.3     |           |
| 阿 根 廷 Argentina           | 79.3      | 2.1       | 92.5      | 2.1       | 84.4      | 2.0       | 81.0      | 2.0       |



附录4-25 建成的住宅面积  
A4-25 NEW BUILDINGS COMPLETED

国外资料来源：联合国《统计月报》1993年11月。  
Source: United Nations《Monthly Bulletin of Statistics》November 1993.  
单位：万平方米

(10 000 sq. m)

| 国家和地区              | Country and Area               | 1980                 | 1985               | 1990               | 1991               | 1992               |
|--------------------|--------------------------------|----------------------|--------------------|--------------------|--------------------|--------------------|
| 中 国                | China                          | 69444.0 <sup>①</sup> | 90972.0            | 86289.0            | 94002.0            | 85017.0            |
| 美 国                | United States                  | 20430.0              | 174.0 <sup>③</sup> | 118.8 <sup>③</sup> | 102.0 <sup>③</sup> | 120.0 <sup>③</sup> |
| 日 本 <sup>②</sup>   | Japan <sup>②</sup>             | 11610.0              | 11485.2            | 15586.8            | 13339.2            | 13539.6            |
| 德 国                | Germany                        |                      |                    |                    |                    | 18.0 <sup>③</sup>  |
| 前联邦德国              | Fed. Rep.                      | 4064.0               | 31.2 <sup>③</sup>  | 25.7 <sup>③</sup>  | 15.4 <sup>③</sup>  |                    |
| 前民主德国              | Former DR                      | 725.0                | 721.0              |                    |                    |                    |
| 英 国 <sup>③</sup>   | United Kingdom <sup>③</sup>    | 25.2                 | 19.2               | 18.3               | 17.3               | 16.8               |
| 法 国 <sup>③</sup>   | France <sup>③</sup>            | 37.8                 | 25.5               | 25.6               | 25.6               |                    |
| 加 拿 大 <sup>③</sup> | Canada <sup>③</sup>            | 17.9                 | 13.9               | 3.2                | 2.8                |                    |
| 澳大利亚               | Australia                      | 1922.0               | 14.5 <sup>③</sup>  | 14.5 <sup>③</sup>  | 13.0 <sup>③</sup>  | 14.5 <sup>③</sup>  |
| 原 苏 联              | Former Soviet Union            | 10498.0              | 11301.0            | 7680.0             | 28020.0            |                    |
| 原捷克斯洛伐克            | Former Czechoslovakia          | 958.0                | 9.8 <sup>③</sup>   | 6.9 <sup>③</sup>   |                    |                    |
| 波 兰                | Poland                         | 1390.0               | 1318.0             |                    | 12.9 <sup>③</sup>  | 12.9 <sup>③</sup>  |
| 匈 牙 利              | Hungary                        | 597.0                | 572.0              |                    |                    |                    |
| 原南斯拉夫 <sup>③</sup> | Former Yugoslavia <sup>③</sup> |                      | 4.1                | 0.9                |                    |                    |
| 罗马尼亚               | Romania                        | 1125.0               | 607.0              |                    |                    |                    |
| 保加利亚               | Bulgaria                       | 439.0                | 6.5 <sup>③</sup>   | 2.6 <sup>③</sup>   |                    |                    |
| 韩 国                | Korea, Rep.                    |                      | 2060.4             | 7093.2             | 5906.4             | 5443.2             |
| 土 耳 其              | Turkey                         | 14.4 <sup>③</sup>    | 1245.6             |                    | 2558.4             | 2991.6             |
| 新 加 坡 <sup>③</sup> | Singapore <sup>③</sup>         | 2.6                  | 6.7                |                    |                    |                    |
| 巴 西                | Brazil                         | 1500.0               | 1708.8             |                    |                    |                    |
| 阿 根 廷              | Argentina                      |                      | 126.0              |                    |                    |                    |

注：①1981年数字。②施工建筑面积。③万套。

Note: ①Data refer to 1981. ②Construction Started. ③10 thousand Set.

附录4-26 消费物价指数  
A4-26 CONSUMER PRICE INDICES

国外资料来源:联合国《统计月报》1994年3月。  
Source:United Nations 《Monthly Bulletin of Statistics》March 1994.  
1980年=100

(1980=100)

| 国家和地区<br>Country or Area               | 总指数<br>Overall Index |          |          | 其中:食品<br>Food |          |          |
|--|----------------------|----------|----------|---------------|----------|----------|
|  | 1990                 | 1992     | 1993     | 1990          | 1992     | 1993     |
| 中国① China①                             | 192.1                | 208.4    | 235.5    | 217.2         | 241.6    | 276.1    |
| 美国 United States                       | 158.6                | 170.3    | 175.4    | 152.3         | 160.0    | 163.3    |
| 日本 Japan                               | 122.4                | 128.6    | 130.2    | 121.7         | 128.2    | 129.6    |
| 德国② Germany②                           | 129.5                | 139.3    | 145.2    | 123.5         | 131.1    | 133.8    |
| 英国 United Kingdom                      | 188.6                | 207.2    | 210.5    | 165.2         | 177.5    | 180.7    |
| 法国 France                              | 184.0                | 194.4    | 198.5    | 184.4         | 191.0    | 191.0    |
| 意大利 Italy                              | 250.8                | 266.9    | 280.7    | 232.6         | 260.3    |          |
| 加拿大 Canada                             | 178.1                | 190.9    | 194.3    | 163.2         | 170.4    | 173.2    |
| 澳大利亚 Australia                         | 218.0                | 227.3    | 231.4    | 204.2         | 214.0    | 219.0    |
| 原苏联 Former Soviet Union                | 117.6                |          |          | 125.2         |          |          |
| 原捷克斯洛伐克 Former Czechoslovakia          | 124.0                | 111.1    | 134.2    | 126.8         | 109.1    | 127.3    |
| 波兰③ Poland③                            | 22326.0              | 243.5    | 329.5    | 24984.8       | 206.6    | 273.7    |
| 匈牙利 Hungary                            | 277.1                | 460.1    |          | 278.5         | 405.4    | 551.2L   |
| 原南斯拉夫 Former Yugoslavia                | 783401.0             | 929.1⑥   |          | 748223.0      | 9840.3⑥  |          |
| 印度④ India④                             | 235.1                | 299.6    | 323.6⑨   | 234.3         | 307.9    | 331.2⑨   |
| 印度尼西亚⑤ Indonesia⑤                      | 112.5                | 132.2    | 146.2⑨   | 109.5         | 127.4    | 135.0⑨   |
| 菲律宾⑥ Philippines⑥                      | 122.2                | 165.6    | 178.2    | 127.6         | 157.3    | 166.9    |
| 泰国(曼谷) Thailand                        | 157.8                | 172.3    | 178.8    | 150.5         | 166.0    | 171.8    |
| 马来西亚⑦ Malaysia⑦                        | 100.0                | 109.3    | 113.2    | 100.0         | 111.7    | 114.2    |
| 新加坡 Singapore                          | 124.9                | 132.2    | 135.4    | 118.1         | 121.4    | 122.5    |
| 巴基斯坦 Pakistan                          | 165.3                | 202.4    | 233.0L   | 169.6         | 207.8    | 240.7L   |
| 缅甸 Myanmar                             | 292.3                | 386.7    | 611.2    | 292.3         | 471.4    | 611.2    |
| 孟加拉国 Bangladesh                        | 276.7                | 309.4    |          | 262.1         | 278.1    |          |
| 土耳其⑧ Turkey⑧                           | 454.6                | 1283.1   | 2131.2   | 509.6         | 1459.2   | 2385.9   |
| 韩国 Korea, Rep.                         | 183.6                | 213.0    |          | 190.9         | 227.7    | 241.0L   |
| 埃及 Egypt                               | 477.3                | 649.3    | 226.2L   | 548.3         | 692.4    |          |
| 尼日利亚⑩ Nigeria⑩                         | 262.4                | 421.8    |          | 287.4         | 471.0    |          |
| 墨西哥 Mexico                             | 15057.9              | 21334.8  | 23598.0⑨ | 14032.0       | 18745.7  | 20135.0⑨ |
| 巴西(圣保罗)⑥ Brazil(Sao Paulo)⑥            | 19.6                 | 1055.9   |          | 20.2          | 1076.0   | 20375.5⑩ |
| 阿根廷(布宜诺斯艾利斯)⑥ Argentina(Buenos Aires)⑥ | 79530.5              | 269861.0 | 298497.5 | 71039.5       | 241460.0 | 266327.0 |

注:①全国零售物价总指数。②1991年以前数字仅指原联邦德国。③1992年以后,按1990年=100计算。④产业工人。

⑤按1988-1989年=100计算。⑥1991年=100。⑦1990年=100。⑧1987年=100。⑨8月份数。L 11月份数。

Notes:①General index of retail prices.②Data refer to Former Federal Rep. of Germany before 1991.

③Base=100 beginning 1992.④Industrial workers.⑤1988-89=100.⑥Base 1991=100.⑦Base 1990=100.

⑧Base 1987=100.⑨Data refer to August. L Data refer to November.

附录4-27 政府财政收支

A4-27 REVENUE AND EXPENDITURE OF GOVERNMENT FINANCE

国外资料来源:国际货币基金组织《政府财政统计年鉴》1993年。

Source: International Monetary fund 《Government finance statistics yearbook》1993.

单位:亿本币

(national currency units 100 000 000)

| 国家和地区           |         | Country or Area       |                 | 1990                                      |   | 1991                                      |   | 1992                                      |   |
|-----------------|---------|-----------------------|-----------------|---|---|---|---|---|---|
|                 |         |                       |                 | 财政收入<br>Total<br>Revenue<br>and<br>Grants | 财政支出<br>Total<br>Exp. &<br>Lend-<br>Repay | 财政收入<br>Total<br>Revenue<br>and<br>Grants | 财政支出<br>Total<br>Exp. &<br>Lend-<br>Repay | 财政收入<br>Total<br>Revenue<br>and<br>Grants | 财政支出<br>Total<br>Exp. &<br>Lend-<br>Repay |
| 中 国             | (人民币元)  | China                 | (Yuan Renminbi) | 3313                                      | 3452                                      | 3611                                      | 3814                                      | 4153                                      | 4390                                      |
| 美 国             | (美 元)   | United States         | (Dollars)       |   |   |   |   |   |   |
| 中央政府            |         | Central               |                 | 10859                                     | 13040                                     | 11599                                     | 14324                                     | 11567                                     | 14460                                     |
| 州政府             |         | State                 |                 | 5777                                      | 5468                                      | 6078                                      | 5981                                      |   |   |
| 地方政府            |         | Local                 |                 | 4944                                      | 4807                                      | 5239                                      | 5191                                      |   |   |
| 德国(前联邦德国)(西德马克) |         | Germany(Fed. Rep.)    | (Deutsche mark) |   |   |   |   |   |   |
| 中央政府            |         | Central               |                 | 7006                                      | 7244                                      | 8074                                      | 8689                                      |   |   |
| 州政府             |         | State                 |                 | 2758                                      | 2912                                      | 3055                                      | 3201                                      |   |   |
| 地方政府            |         | Local                 |                 | 2021                                      | 2051                                      | 2204                                      | 2240                                      |   |   |
| 英 国             | (英 镑)   | United Kingdom        | (Pounds)        |   |   |   |   |   |   |
| 中央政府            |         | Central               |                 | 2029                                      | 2000                                      | 2156                                      | 2156                                      |   |   |
| 地方政府            |         | Local                 |                 | 661                                       | 681                                       | 713                                       | 727                                       |   |   |
| 法 国             | (法 郎)   | France                | (Francs)        |   |   |   |   |   |   |
| 中央政府            |         | Central               |                 | 26733                                     | 27616                                     | 28141                                     | 29994                                     | 28920                                     | 31576                                     |
| 地方政府            |         | Local                 |                 | 5857                                      | 5877                                      | 6191                                      | 6245                                      | 6465                                      | 6625                                      |
| 加 拿 大②          | (加 元)   | Canada                | (Dollars)       |   |   |   |   |   |   |
| 中央政府            |         | Central               |                 | 1326                                      | 1492                                      |   |   |   |   |
| 州政府             |         | State                 |                 | 1355                                      | 1387                                      |   |   |   |   |
| 地方政府            |         | Local                 |                 | 522                                       | 538                                       |   |   |   |   |
| 澳大利亚            | (澳 元)   | Australia             | (Dollars)       |   |   |   |   |   |   |
| 中央政府            |         | Central               |                 | 999                                       | 918                                       | 1029                                      | 1005                                      |   |   |
| 州政府             |         | State                 |                 | 580                                       | 603                                       | 613                                       | 612                                       |   |   |
| 地方政府            |         | Local                 |                 | 92  | 91  | 96  | 96  |   |   |
| 原 苏 联           | (卢 布)   | Former Soviet Union   | (Rouble)        |   |   |   |   |   |   |
| 原捷克斯洛伐克         | (克 朗)   | Former Czechoslovakia | (Koruna)        |   |   |   |   |   |   |
| 中央政府            |         | Central               |                 | 4002                                      | 4053                                      | 4894                                      | 5168                                      |   |   |
| 地方政府            |         | Local                 |                 | 1653                                      | 1662                                      | 1133                                      | 1056                                      |   |   |
| 罗马尼亚            | (列 伊)   | Romania               | (Lei)           |   |   |   |   |   |   |
| 中央政府            |         | Central               |                 | 2979                                      | 2899                                      | 8228                                      | 7800                                      |   |   |
| 地方政府            |         | Local                 |                 | 520                                       | 514                                       | 902                                       | 883                                       |   |   |
| 保加利亚            | (列 弗)   | Bulgaria              | (Leva)          | 321                                       | 364                                       |   |   | 678①                                      | 770①                                      |
| 原南斯拉夫           | (新第纳尔)  | Former Yugoslavia     | (New dinars)    |   |   |   |   |   |   |
| 印 度             | (卢 比)   | India                 | (Rupees)        |   |   |   |   |   |   |
| 中央政府            |         | Central               |                 | 7295                                      | 11641                                     | 9083                                      | 12678                                     | 10332                                     | 13732                                     |
| 州及省政府           |         | State                 |                 | 6378                                      | 7458                                      |   |   |   |   |
| 印度尼西亚           | (卢 比)   | Indonesia             | (Rupiahs)       |   |   |   |   |   |   |
| 中央政府            |         | Central               |                 | 395660                                    | 387680                                    | 424150                                    | 414330                                    |   |   |
| 州、地区或省政府        |         | State                 |                 | 49890                                     | 48790                                     | 58240                                     | 58910                                     |   |   |
| 泰 国             | ( 铢 )   | Thailand              | (Baht)          |   |   |   |   |   |   |
| 中央政府            |         | Central               |                 | 4112                                      | 3118                                      | 4851                                      | 3667                                      | 5117                                      | 4292                                      |
| 地方政府            |         | Local                 |                 | 287                                       | 244                                       | 347                                       | 324                                       | 359                                       | 356                                       |
| 埃 及             | (埃 镑)   | Egypt                 | (Pounds)        |   |   |   |   |   |   |
| 中央政府            |         | Central               |                 | 236②                                      | 278②                                      |   |   |   |   |
| 墨 西 哥           | (新 比 索) | Mexico                | (New pesos)     |   |   |   |   |   |   |
| 中央政府            |         | Central               |                 | 964                                       | 913                                       |   |   |   |   |
| 巴 西             | (新克鲁扎多) | Brazil                | (New cruzados)  |   |   |   |   |   |   |
| 中央政府            |         | Central               |                 | 100                                       | 118                                       | 429                                       | 444                                       |   |   |
| 州政府             |         | State                 |                 | 37  | 43  | 185                                       | 211                                       |   |   |
| 地方政府            |         | Local                 |                 | 16  | 18  | 91  | 96  |   |   |

注:①与以前年份数据口径范围不一致。②为1989年数据。

Note:①Data after the symbol do not form a consistent series with those for earlier years.

②Data refer to 1989.

## 附录4-28 中央政府财政收入构成

## A4-28 COMPOSITION OF REVENUE BY CENTRAL GOVERNMENT FINANCE

国外资料来源:国际货币基金组织《政府财政统计年鉴》1993年。

Source: International Monetary Fund 《Government finance statistics yearbook》1993.

中央财政总收入=100

(total revenue of central government finance=100)

| 国家和地区<br>Country or Area | 年份<br>Year | 所得税<br>Taxes on Income Pro-<br>fits and Cap. Gains |                          | 社会<br>保障税<br>Social<br>Security<br>Contri-<br>bution | 财产税<br>Taxes on<br>Property | 国内<br>商品和<br>劳务税<br>Domestic<br>Taxes on<br>Goods<br>and<br>Services | 非税<br>收入<br>Non-tax<br>Revenue | 其他税<br>Other |
|--------------------------|------------|--|--------------------------|--|-----------------------------|--|--------------------------------|--------------|
|                          |            | 合计<br>Total  | 个人所得税<br>Indivi-<br>dual |  |                             |  |                                |              |
| 美国<br>United States      | 1992       | 50.09  | 41.37                    | 35.50  | 0.97                        | 3.91   | 7.96                           | 1.57         |
| 德国<br>Germany            | 1989       | 18.16  | 14.18                    | 53.10  | 0.17                        | 23.04  | 5.71                           | -0.18        |
| 英国<br>United Kingdom     | 1991       | 36.29  | 27.67                    | 16.17  | 7.93                        | 30.69  | 8.64                           | 0.28         |
| 法国<br>France             | 1992       | 17.05  | 13.33                    | 44.39  | 2.92                        | 26.73  | 7.17                           | 1.74         |
| 加拿大<br>Canada            | 1989       | 52.44  | 41.61                    | 13.52  |                             | 18.78  | 11.64                          | 3.62         |
| 澳大利亚<br>Australia        | 1991       | 64.66  | 48.75                    |  | 0.24                        | 20.52  | 9.86                           | 4.72         |
| 匈牙利<br>Hungary           | 1990       | 17.90  | 5.54                     | 29.23  | 0.06                        | 31.33  | 15.53                          | 5.95         |
| 罗马尼亚<br>Romania          | 1991       | 33.67  | 20.92                    | 27.69  |                             | 22.18  | 7.75                           | 8.71         |
| 芬兰<br>Finland            | 1991       | 28.22  | 25.90                    | 11.41  | 3.05                        | 45.20  | 11.02                          | 1.10         |
| 印度<br>India              | 1992       | 16.39  | 7.68                     |  | 0.37                        | 33.27  | 22.00                          | 27.97        |
| 印度尼西亚<br>Indonesia       | 1991       | 58.04  | 6.08                     |  | 2.06                        | 26.29  | 7.82                           | 5.79         |
| 泰国<br>Thailand           | 1992       | 27.00  | 9.90                     | 1.01   | 2.24                        | 40.90  | 9.71                           | 19.14        |
| 尼日利亚<br>Nigeria          | 1987       | 39.91  | 0.08                     |  |                             | 5.10   | 62.89                          | -7.90        |
| 墨西哥<br>Mexico            | 1989       | 29.39  | 13.72                    | 11.45  |                             | 53.13  | 16.53                          | -10.50       |
| 巴西<br>Brazil             | 1991       | 13.82  | 0.56                     | 24.58  | 0.07                        | 17.17  | 19.52                          | 24.84        |

## 附录4-29 中央政府财政支出构成

## A4-29 COMPOSITION OF EXPENDITURES BY CENTRAL GOVERNMENT FINANCE

国外资料来源:国际货币基金组织《政府财政统计年鉴》1993年。

Source: International Monetary Fund 《Government finance statistics yearbook》1993.

中央财政支出=100

(total expenditures on central government finance=100)

| 国家和地区 Country or Area | 年份 Year | 公共<br>服务<br>Gen. Pub<br>Services and<br>Public<br>Order | 国防<br>Defense | 教育<br>Educa-<br>tion | 卫生<br>Health | 社会保障、<br>福利、住宅<br>、社团服务<br>Social<br>Security and Wel-<br>fare Hous-<br>ing and<br>Community<br>Amenities | 娱乐文<br>化、宗<br>教事务<br>Recrea-<br>tional<br>Cul-<br>tural<br>and<br>Relig.<br>Affairs | 农、林<br>渔、猎<br>Agriculture,<br>Forestry,<br>Fishing<br>and<br>Hunting | 运输、<br>邮电<br>Transport<br>and<br>Communi-<br>cation | 其他<br>Other |
|-----------------------|---------|---|---------------|----------------------|--------------|---|---|--|---|-------------|
| 美 国 United States     | 1992    | 9.09  | 20.58         | 1.75                 | 15.99        | 31.12   | 0.21  | 1.45   | 2.50  | 17.31       |
| 德 国 Germany           | 1989    | 3.92  | 8.32          | 0.63                 | 18.05        | 48.89   | 0.11  | 0.65   | 3.99  | 15.44       |
| 英 国 United Kingdom    | 1991    | 10.87   | 11.29         |                      | 13.85        | 33.07   |   |  | 3.59  | 27.33       |
| 法 国 France            | 1989    | 5.49  | 6.34          | 6.90                 | 15.32        | 46.35   | 0.62  | 0.54   | 1.91  | 16.53       |
| 加 拿 大 Canada          | 1989    | 9.94  | 7.42          | 2.92                 | 5.22         | 35.13   | 0.60  | 2.20   | 3.78  | 32.79       |
| 澳大利亚 Australia        | 1991    | 9.61  | 8.56          | 7.03                 | 12.70        | 29.89   | 1.00  | 2.44   | 2.49  | 26.28       |
| 匈 牙 利 Hungary         | 1990    | 16.86   | 3.61          | 3.30                 | 7.92         | 35.26   | 1.88  | 4.09   | 4.11  | 22.97       |
| 罗马尼亚 Romania          | 1991    | 4.31  | 10.31         | 10.02                | 9.20         | 26.51   | 0.47  | 5.54   | 4.72  | 28.92       |
| 芬 兰 Finland           | 1991    | 7.77  | 4.26          | 13.90                | 3.24         | 46.79   | 1.50  | 7.22   | 5.31  | 10.01       |
| 印 度 India             | 1992    | 7.02  | 15.02         | 2.05                 | 1.60         | 5.71  |   | 7.48   | 1.83  | 59.29       |
| 印度尼西亚 Indonesia       | 1991    | 31.75   | 6.83          | 9.81                 | 2.77         | 1.96  | 7.92  | 9.75   | 9.93  | 19.28       |
| 泰 国 Thailand          | 1992    | 11.19   | 17.20         | 21.06                | 8.15         | 6.67  | 0.59  | 12.51  | 9.21  | 13.42       |
| 尼日利亚 Nigeria          | 1987    | 7.26  | 2.77          | 2.81                 | 0.78         | 1.51  | 0.03  | 8.15   | 3.90  | 72.79       |
| 墨 西 哥 Mexico          | 1989    | 2.70  | 2.23          | 11.78                | 1.53         | 10.18   | 0.03  | 2.90   | 2.31  | 66.34       |
| 巴 西 Brazil            | 1991    | 18.44   | 2.99          | 3.75                 | 6.91         | 35.07   | 0.10  | 2.64   | 5.90  | 24.20       |

附录4-30 中央政府财政收入占国内生产总值比重  
A4-30 CENTRAL GOVERNMENT REVENUE AS PERCENTAGE  
OF GROSS DOMESTIC PRODUCTS

国外资料来源 国际货币基金组织《政府财政统计年鉴》1993年。  
Source: International Monetary fund 《Government Finance Statistics Yearbook》1993.  
单位: %

(%)

| 国家和地区 | Country or Area   | 1980   | 1985  | 1987  | 1988  | 1989  | 1990  | 1991  | 1992  |
|-------|-------------------|--------|-------|-------|-------|-------|-------|-------|-------|
| 中 国①  | China①            | 24.28  | 21.89 | 20.95 | 18.67 | 18.43 | 18.74 | 17.84 | 17.27 |
| 美 国   | United States     | 20.85  | 19.94 | 20.43 | 20.01 | 20.22 | 19.86 | 19.84 | 19.63 |
| 日 本   | Japan             | 12.05② | 12.43 | 13.34 | 13.82 | 13.87 | 14.38 |       |       |
| 德 国   | Germany           | 28.54  | 30.24 | 29.58 | 28.86 | 29.46 | 28.87 | 30.80 |       |
| 英 国   | United Kingdom    | 35.10  | 37.47 | 35.73 | 35.93 | 35.35 | 36.74 | 37.05 |       |
| 法 国   | France            | 39.63  | 41.75 | 41.35 | 40.85 | 40.51 | 40.53 | 40.94 | 40.63 |
| 加 拿 大 | Canada            | 17.90  | 18.74 | 19.71 | 19.30 | 20.12 |       |       |       |
| 澳大利亚  | Australia         | 24.85  | 27.40 | 28.42 | 28.23 | 26.92 | 26.99 | 27.11 |       |
| 匈 牙 利 | Hungary           | 53.61② | 52.14 | 53.16 | 56.07 | 53.55 | 53.18 |       |       |
| 罗马尼亚  | Romania           | 45.28  | 44.15 | 47.78 | 42.48 | 48.29 | 34.73 | 37.42 |       |
| 原南斯拉夫 | Former Yugoslavia | 8.12   | 7.17  | 7.14  | 7.66  | 4.27  |       |       |       |
| 印 度   | India             | 11.85  | 13.77 | 14.43 | 14.05 | 14.88 | 13.63 | 14.74 |       |
| 印度尼西亚 | Indonesia         | 21.40  | 20.67 | 19.19 | 16.23 | 16.69 | 19.47 | 18.16 |       |
| 泰 国   | Thailand          | 14.99  | 16.24 | 16.23 | 17.42 | 18.56 | 20.41 |       |       |
| 马来西亚  | Malaysia          | 26.35  | 30.15 | 25.43 | 25.73 | 25.73 | 27.20 | 28.53 |       |
| 新加坡   | Singapore         | 25.31  | 37.99 | 31.04 | 27.96 | 29.52 | 33.32 | 32.80 |       |
| 緬 甸   | Myanmar           | 16.00  | 13.61 | 10.48 | 8.48  | 9.50  | 10.70 |       |       |
| 韩 国   | Korea, Rep.       | 17.96  | 17.22 | 17.21 | 17.89 | 18.16 | 18.58 | 17.68 | 18.45 |
| 埃 及   | Egypt             | 47.07② | 36.74 | 32.55 | 32.33 | 29.43 | 18.58 |       |       |
| 墨 西 哥 | Mexico            | 15.78  | 16.50 | 17.42 | 17.28 | 18.29 | 14.05 |       |       |
| 巴 西   | Brazil            | 22.18  | 26.34 | 34.23 | 20.07 | 22.12 | 30.48 | 25.92 |       |
| 阿 根 廷 | Argentina         | 21.17  | 15.62 | 13.98 | 9.26  | 9.85  |       |       |       |

注: ①为国家财政收入占国民生产总值比重。②1981年数字。

Note: ①Refer to Government revenue as % of GNP. ②Data refer to 1981.

## 附录4-31 进出口贸易额

## A4-31 TOTAL IMPORTS AND EXPORTS BY COUNTRIES AND AREAS

国外资料来源:联合国《统计月报》1994年3月。

Source: United Nations《Monthly Bulletin of Statistics》March 1994.

单位:亿美元

(100 000 000 US\$)

| 国家和地区<br>Country or Area               | 1985          |               | 1992          |               | 1993          |               |
|--|---------------|---------------|---------------|---------------|---------------|---------------|
|  | 进口<br>Imports | 出口<br>Exports | 进口<br>Imports | 出口<br>Exports | 进口<br>Imports | 出口<br>Exports |
| 世界总计<br>World                          | 20062.3       | 19305.8       | 37808.7       | 36494.0       | 18421.5②      | 17931.9②      |
| 中国<br>China                            | 422.5         | 273.5         | 806.1         | 850.0         | 1039.5        | 917.6         |
| 美国<br>United States                    | 3516.3        | 2188.3        | 5540.2        | 4481.6        | 6038.0        | 4645.9        |
| 日本<br>Japan                            | 1294.8        | 1756.8        | 2335.5        | 3404.8        | 2413.2        | 3615.6        |
| 德国①<br>Germany①                        | 1585.5        | 1840.1        | 4083.1        | 4302.7        | 3295.2        | 3652.8        |
| 英国<br>United Kingdom                   | 1092.7        | 1099.9        | 2216.6        | 1904.8        | 1021.6②       | 897.5②        |
| 法国<br>France                           | 1089.1        | 976.4         | 2389.1        | 2319.5        | 1490.1③       | 1520.4③       |
| 意大利<br>Italy                           | 909.9         | 789.6         | 1887.1        | 1784.7        | 1474.8        | 1680.0        |
| 加拿大<br>Canada                          | 764.1         | 847.8         | 1224.8        | 1342.2        | 1314.0        | 1447.2        |
| 澳大利亚<br>Australia                      | 234.5         | 228.8         | 407.0         | 445.9         | 423.6         | 402.0         |
| 原苏联⑥<br>Former Soviet Union⑥           | 831.4         | 872.8         | 350.9         | 484.1         | 274.7②        | 306.5②        |
| 原捷克斯洛<br>伐克④<br>Former Czechoslovakia④ | 111.5         | 115.1         | 125.3         | 116.6         |               |               |
| 波兰<br>Poland                           | 108.0         | 114.9         | 159.1         | 131.9         |               |               |
| 匈牙利<br>Hungary                         | 79.2          | 82.5          | 111.2         | 106.8         | 59.7②         | 39.9②         |
| 罗马尼亚<br>Romania                        | 84.0          | 101.7         | 65.1          | 43.7          | 40.5③         | 31.5③         |
| 保加利亚<br>Bulgaria                       | 136.6         | 133.5         | 42.4          | 40.7          | 17.0②         | 12.9②         |
| 原南斯拉夫<br>Former Yugoslavia             | 121.6         | 106.4         |               |               |               |               |
| 印度<br>India                            | 155.9         | 87.5          | 232.6         | 179.4         | 109.1②        | 108.8②        |
| 印度尼西亚<br>Indonesia                     | 102.6         | 185.9         | 273.1         | 339.7         |               |               |
| 菲律宾<br>Philippines                     | 54.5          | 46.3          | 154.6         | 97.5          | 40.1⑤         | 24.2⑤         |
| 泰国<br>Thailand                         | 92.4          | 71.2          | 412.1         | 322.1         | 109.5⑤        | 78.5⑤         |
| 马来西亚<br>Malaysia                       | 126.0         | 157.6         | 399.6         | 407.1         | 329.1⑤        | 347.4⑤        |
| 新加坡<br>Singapore                       | 262.9         | 228.1         | 725.3         | 635.2         | 625.7⑤        | 544.3⑤        |
| 巴基斯坦<br>Pakistan                       | 58.9          | 27.2          | 93.7          | 72.7          | 74.6③         | 49.6③         |
| 缅甸<br>Myanmar                          | 2.8           | 3.3           | 6.5           | 5.3           | 3.8②          | 2.7②          |
| 孟加拉国<br>Bangladesh                     | 21.7          | 9.3           | 34.7          | 21.8          | 20.7②         | 10.3②         |
| 土耳其<br>Turkey                          | 113.4         | 79.6          | 225.8         | 148.8         | 206.7③        | 107.1③        |
| 韩国<br>Korea, Rep.                      | 311.4         | 302.8         | 817.8         | 763.3         | 620.8③        | 594.3③        |
| 埃及<br>Egypt                            | 55.0          | 18.4          | 83.6          | 30.7          | 35.5②         | 7.9②          |
| 尼日利亚<br>Nigeria                        | 62.1          | 131.1         | 82.8          | 118.9         |               |               |
| 墨西哥<br>Mexico                          | 137.6         | 216.6         | 481.4         | 275.3         | 153.9⑤        | 117.7⑤        |
| 巴西<br>Brazil                           | 131.5         | 256.4         | 205.6         | 361.0         | 112.5②        | 185.8②        |
| 阿根廷<br>Argentina                       | 38.1          | 84.0          | 148.7         | 122.4         |               |               |

注:①1991年以前数字仅指原联邦德国。②1-6月份数。③1-9月份数。④由于汇率变化因素,1985年以前数字不可比。

⑤1-3月份数。⑥1992年和1993年数据只包括白俄罗斯、爱沙尼亚、立陶宛、拉托维亚、摩尔多瓦、俄罗斯和乌克兰。

Notes:①Data prior to 1991 refer to Federal Rep. Germany.②Data refer to January-June.③Data refer to January-September.④Beginning 1985 data are not comparable due to revisions of the koruna to U.S. Dollar exchange rate.

⑤Data refer to January-March.⑥In 1992 and 1993, refers to Belarus, Estonia, Latvia, Lithuania, Republic of Moldova, the Russian Federation and Ukraine only.

## 附录4-32 部分国家(地区)商品进口来源

## A4-32 IMPORT STRUCTURE BY MAIN REGIONS OF ORIGIN

国外资料来源:联合国《国际贸易与发展统计手册》1991年。

Source: United Nations《Handbook of International Trade and Development Statistics》1991.

占商品进口额的百分比

(as % of import)

|           |                                      | 1985 | 1989 | 1990 | 1991 |
|-----------|--------------------------------------|------|------|------|------|
| 美国商品进口来源  | United States                        |      |      |      |      |
| 发达市场经济国家  | Developed Market Economy Countries   | 64.4 | 60.9 | 59.8 | 59.7 |
| 欧洲        | Europe                               | 23.0 | 21.0 | 21.5 | 20.5 |
| 欧洲经济共同体   | EEC                                  | 19.9 | 18.1 | 18.5 | 17.6 |
| 加拿大       | Canada                               | 18.9 | 18.0 | 18.1 | 18.4 |
| 日本        | Japan                                | 20.2 | 19.8 | 18.0 | 18.7 |
| 其他国家      | Others                               | 2.4  | 2.1  | 2.2  | 2.2  |
| 发展中国家(地区) | Developing Countries and Territories | 33.8 | 35.9 | 36.4 | 31.0 |
| 石油输出国组织   | OPEC                                 | 6.7  | 6.7  | 7.9  | 7.0  |
| 美洲        | America                              | 13.5 | 12.1 | 12.9 | 12.7 |
| 非洲        | Africa                               | 2.9  | 2.7  | 2.9  | 2.6  |
| 西亚        | West Asia                            | 1.4  | 2.9  | 3.4  | 2.9  |
| 南亚、东南亚    | South and South-East Asia            | 15.8 | 18.0 | 17.0 | 12.6 |
| 东欧国家②     | Countries in Eastern Europe②         | 0.6  | 0.5  | 0.5  | 0.4  |
| 亚洲其他国家③   | Others of Asia③                      | 1.2  | 2.6  | 3.2  | 4.0  |
| 日本商品进口来源  | Japan                                |      |      |      |      |
| 发达市场经济国家  | Developed Market Economy Countries   | 40.4 | 50.7 | 50.7 | 49.7 |
| 欧洲        | Europe                               | 8.5  | 15.9 | 17.6 | 16.5 |
| 欧洲经济共同体   | EEC                                  | 6.9  | 13.4 | 15.0 | 13.5 |
| 美国和加拿大    | United States and Canada             | 24.0 | 27.4 | 26.2 | 25.9 |
| 其他国家      | Others                               | 7.9  | 7.4  | 6.9  | 7.3  |
| 发展中国家(地区) | Developing Countries and Territories | 53.1 | 41.9 | 42.0 | 42.5 |
| 石油输出国组织   | OPEC                                 | 28.5 | 15.4 | 18.0 | 16.6 |
| 美洲        | America                              | 4.8  | 4.2  | 4.1  | 4.0  |
| 非洲        | Africa                               | 1.3  | 1.0  | 0.8  | 0.8  |
| 西亚        | West Asia                            | 22.9 | 10.7 | 13.2 | 12.1 |
| 南亚、东南亚    | South and South-East Asia            | 23.7 | 25.5 | 23.5 | 20.9 |
| 东欧国家②     | Countries in Eastern Europe②         | 1.2  | 1.7  | 1.6  | 1.7  |
| 亚洲其他国家③   | Others of Asia③                      | 5.3  | 5.7  | 5.6  | 6.4  |



占商品进口额的百分比

续表 1 continued

(as % of import)

|                         |                                      | 1985 | 1989 | 1990 | 1991 |
|-------------------------|--------------------------------------|------|------|------|------|
| 德国商品进口来源① Germany①      |                                      |      |      |      |      |
| 发达市场经济国家                | Developed Market Economy Countries   | 77.4 | 80.8 | 80.5 | 79.4 |
| 欧洲                      | Europe                               | 63.7 | 64.6 | 65.8 | 64.8 |
| 欧洲经济共同体                 | EEC                                  | 51.0 | 51.2 | 52.3 | 52.0 |
| 美国和加拿大                  | United States and Canada             | 7.7  | 8.4  | 7.5  | 7.4  |
| 日本                      | Japan                                | 4.5  | 6.4  | 6.0  | 6.1  |
| 其他国家                    | Others                               | 1.4  | 1.4  | 1.3  | 1.1  |
| 发展中国家(地区)               | Developing Countries and Territories | 16.9 | 14.2 | 13.9 | 12.4 |
| 石油输出国组织                 | OPEC                                 | 5.8  | 2.4  | 2.6  | 2.3  |
| 美洲                      | America                              | 4.0  | 3.0  | 2.7  | 2.0  |
| 非洲                      | Africa                               | 5.5  | 2.4  | 2.4  | 2.2  |
| 西亚                      | West Asia                            | 2.0  | 1.9  | 1.9  | 1.9  |
| 南亚、东南亚                  | South and South-East Asia            | 4.1  | 5.4  | 5.4  | 4.5  |
| 东欧国家②                   | Countries in Eastern Europe②         | 5.1  | 3.7  | 3.9  | 5.1  |
| 亚洲其他国家③                 | Others of Asia③                      | 0.6  | 1.2  | 1.4  | 1.8  |
| 英国商品进口来源 United Kingdom |                                      |      |      |      |      |
| 发达市场经济国家                | Developed Market Economy Countries   | 84.1 | 85.4 | 85.4 | 84.5 |
| 欧洲                      | Europe                               | 62.3 | 64.7 | 64.3 | 63.3 |
| 欧洲经济共同体                 | EEC                                  | 48.9 | 52.6 | 52.3 | 51.7 |
| 美国和加拿大                  | United States and Canada             | 13.8 | 12.6 | 13.2 | 13.2 |
| 日本                      | Japan                                | 4.8  | 5.9  | 5.4  | 5.7  |
| 其他国家                    | Others                               | 3.2  | 2.2  | 2.6  | 2.3  |
| 发展中国家(地区)               | Developing Countries and Territories | 13.5 | 12.1 | 12.1 | 12.9 |
| 石油输出国组织                 | OPEC                                 | 3.1  | 1.6  | 2.1  | 2.1  |
| 美洲                      | America                              | 2.6  | 1.8  | 1.8  | 1.8  |
| 非洲                      | Africa                               | 3.3  | 1.3  | 1.5  | 1.4  |
| 西亚                      | West Asia                            | 2.1  | 1.7  | 1.9  | 1.8  |
| 南亚、东南亚                  | South and South-East Asia            | 5.1  | 6.9  | 6.6  | 7.6  |
| 东欧国家②                   | Countries in Eastern Europe②         | 1.9  | 1.4  | 1.4  | 1.3  |
| 亚洲其他国家③                 | Others of Asia③                      | 0.4  | 0.4  | 0.5  | 0.6  |

## 占商品进口额的百分比

续表 2 continued

(as % of import)

|           |                                      | 1985 | 1989 | 1990 | 1991 |
|-----------|--------------------------------------|------|------|------|------|
| 韩国商品进口来源  | Korea, Rep.                          |      |      |      |      |
| 发达市场经济国家  | Developed Market Economy Countries   | 63.7 | 73.5 | 71.2 | 69.8 |
| 欧洲        | Europe                               | 12.7 | 12.4 | 14.0 | 14.1 |
| 欧洲经济共同体   | EEC                                  | 9.8  | 10.6 | 12.1 | 12.2 |
| 美国和加拿大    | United States and Canada             | 22.8 | 28.7 | 26.4 | 25.6 |
| 日本        | Japan                                | 24.2 | 28.4 | 26.7 | 26.0 |
| 其他国家      | Others                               | 4.0  | 4.1  | 4.1  | 4.1  |
| 发展中国家(地区) | Developing Countries and Territories | 29.3 | 20.2 | 22.0 | 23.7 |
| 石油输出国组织   | OPEC                                 | 11.1 | 6.1  | 7.6  | 10.0 |
| 美洲        | America                              | 6.0  | 2.5  | 2.5  | 2.8  |
| 非洲        | Africa                               | 2.1  | 0.8  | 0.9  | 0.2  |
| 西亚        | West Asia                            | 8.6  | 6.0  | 7.5  | 9.0  |
| 南亚、东南亚    | South and South-East Asia            | 12.4 | 10.6 | 11.0 | 11.4 |
| 东欧国家②     | Countries in Eastern Europe②         |      |      |      | 1.1  |
| 亚洲其他国家③   | Others of Asia③                      |      |      |      | 4.3  |
| 新加坡商品进口来源 | Singapore                            |      |      |      |      |
| 发达市场经济国家  | Developed Market Economy Countries   | 49.1 | 55.7 | 54.4 | 54.2 |
| 欧洲        | Europe                               | 13.3 | 14.7 | 15.4 | 14.2 |
| 欧洲经济共同体   | EEC                                  | 11.3 | 12.5 | 12.9 | 12.1 |
| 美国和加拿大    | United States and Canada             | 15.5 | 17.7 | 16.6 | 16.4 |
| 日本        | Japan                                | 17.0 | 21.2 | 20.1 | 21.3 |
| 其他国家      | Others                               | 3.2  | 2.0  | 2.3  | 2.3  |
| 发展中国家(地区) | Developing Countries and Territories | 41.5 | 40.0 | 41.5 | 41.7 |
| 石油输出国组织   | OPEC                                 | 12.8 | 9.0  | 9.8  | 8.3  |
| 美洲        | America                              | 0.5  | 1.2  | 1.2  | 1.2  |
| 非洲        | Africa                               | 0.8  | 0.7  | 0.5  | 0.5  |
| 西亚        | West Asia                            | 13.7 | 9.8  | 10.8 | 9.2  |
| 南亚、东南亚    | South and South-East Asia            | 26.4 | 28.2 | 28.9 | 30.8 |
| 东欧国家②     | Countries in Eastern Europe②         | 0.3  | 0.6  | 0.4  | 0.5  |
| 亚洲其他国家③   | Others of Asia③                      | 8.9  | 3.5  | 3.5  | 3.4  |

占商品进口额的百分比

续表 3 continued

(as % of import)

|           |                                      | 1985 | 1988 | 1990 | 1991 |
|-----------|--------------------------------------|------|------|------|------|
| 泰国商品进口来源  | Thailand                             |      |      |      |      |
| 发达市场经济国家  | Developed Market Economy Countries   | 59.3 | 64.8 | 62.3 | 61.1 |
| 欧洲        | Europe                               | 17.9 | 18.4 | 17.6 | 17.5 |
| 欧洲经济共同体   | EEC                                  | 14.8 | 15.4 | 14.5 | 14.0 |
| 美国和加拿大    | United States and Canada             | 12.6 | 14.9 | 12.0 | 11.6 |
| 日本        | Japan                                | 26.5 | 29.1 | 30.6 | 29.5 |
| 其他国家      | Others                               | 2.3  | 2.5  | 2.2  | 2.5  |
| 发展中国家(地区) | Developing Countries and Territories | 36.6 | 29.4 | 31.4 | 33.4 |
| 石油输出国组织   | OPEC                                 | 4.9  | 4.1  | 4.0  | 3.1  |
| 美洲        | America                              | 1.5  | 1.9  | 2.0  | 1.8  |
| 非洲        | Africa                               | 1.1  | 1.3  | 0.9  | 1.3  |
| 西亚        | West Asia                            | 7.8  | 3.5  | 3.9  | 3.0  |
| 南亚、东南亚    | South and South-East Asia            | 25.9 | 22.4 | 24.5 | 27.2 |
| 东欧国家②     | Countries in Eastern Europe②         | 1.0  | 1.6  | 1.6  | 1.5  |
| 亚洲其他国家③   | Others of Asia③                      | 2.5  | 3.6  | 3.7  | 3.4  |
| 菲律宾商品进口来源 | Philippines                          |      |      |      |      |
| 发达市场经济国家  | Developed Market Economy Countries   | 54.5 | 58.9 | 56.1 | 57.1 |
| 欧洲        | Europe                               | 10.1 | 14.1 | 12.4 | 11.6 |
| 欧洲经济共同体   | EEC                                  | 8.5  | 12.6 | 11.2 | 10.3 |
| 美国和加拿大    | United States and Canada             | 25.9 | 22.2 | 21.0 | 21.4 |
| 日本        | Japan                                | 14.4 | 17.4 | 18.4 | 19.9 |
| 其他国家      | Others                               | 4.1  | 5.1  | 3.9  | 4.2  |
| 发展中国家(地区) | Developing Countries and Territories | 39.7 | 37.3 | 41.8 | 39.9 |
| 石油输出国组织   | OPEC                                 | 15.6 | 9.0  | 12.8 | 11.2 |
| 美洲        | America                              | 1.3  | 2.0  | 2.6  | 2.1  |
| 非洲        | Africa                               | 0.2  | 1.1  | 0.7  | 0.5  |
| 西亚        | West Asia                            | 12.1 | 9.0  | 11.4 | 9.9  |
| 南亚、东南亚    | South and South-East Asia            | 25.8 | 24.4 | 26.9 | 26.8 |
| 东欧国家②     | Countries in Eastern Europe②         | 0.5  | 0.7  | 0.8  | 0.8  |
| 亚洲其他国家③   | Others of Asia③                      | 5.4  | 3.1  | 1.4  | 2.2  |

注：①1991年前指前联邦德国。②包括原苏联。③包括中国、朝鲜、蒙古和越南。

Note: ①Data prior to 1991, refer to Fed. Rep. of Germany. ②Including former USSR.

③Including China, Korea, Dem. Rep. Mongolia, Viet Nam.

## 附录4-33 部分国家(地区)商品出口去向

## A4-33 EXPORT STRUCTURE BY MAIN REGIONS OF DESTINATION

国外资料来源:联合国《国际贸易与发展统计手册》1990-1992年。

Source: United Nations (Handbook of International Trade and Development Statistics) 1990-1992.

占商品出口额的百分比

(as % of export)

|           |                                      | 1985 | 1989 | 1990 | 1991 |
|-----------|--------------------------------------|------|------|------|------|
| 美国商品出口去向  | United States                        |      |      |      |      |
| 发达市场经济国家  | Developed Market Economy Countries   | 61.7 | 64.1 | 64.5 | 62.7 |
| 欧洲        | Europe                               | 25.2 | 26.5 | 27.4 | 27.4 |
| 欧洲经济共同体   | EEC                                  | 21.1 | 23.6 | 24.7 | 24.5 |
| 加拿大       | Canada                               | 21.8 | 21.5 | 20.9 | 20.2 |
| 日本        | Japan                                | 10.5 | 12.2 | 12.4 | 11.4 |
| 其他国家      | Others                               | 4.3  | 3.9  | 3.8  | 3.7  |
| 发展中国家(地区) | Developing Countries and Territories | 32.1 | 32.6 | 32.6 | 35.1 |
| 石油输出国组织   | OPEC                                 | 5.5  | 3.7  | 3.6  | 4.5  |
| 美洲        | America                              | 14.3 | 13.6 | 13.8 | 15.3 |
| 非洲        | Africa                               | 2.6  | 1.7  | 1.6  | 1.6  |
| 西亚        | West Asia                            | 3.6  | 2.9  | 2.7  | 3.3  |
| 南亚、东南亚    | South and South-East Asia            | 11.2 | 14.2 | 14.2 | 11.3 |
| 东欧国家②     | Countries in Eastern Europe②         | 1.6  | 1.5  | 1.1  | 1.1  |
| 亚洲其他国家③   | Others of Asia③                      | 1.8  | 1.7  | 1.3  | 1.5  |
| 日本商品出口去向  | Japan                                |      |      |      |      |
| 发达市场经济国家  | Developed Market Economy Countries   | 58.7 | 61.1 | 59.3 | 56.5 |
| 欧洲        | Europe                               | 14.2 | 20.5 | 21.7 | 21.7 |
| 欧洲经济共同体   | EEC                                  | 11.4 | 17.5 | 18.8 | 18.9 |
| 美国和加拿大    | United States and Canada             | 40.2 | 36.5 | 34.0 | 31.6 |
| 其他国家      | Others                               | 4.3  | 4.1  | 3.5  | 3.2  |
| 发展中国家(地区) | Developing Countries and Territories | 32.1 | 34.3 | 37.2 | 39.6 |
| 石油输出国组织   | OPEC                                 | 7.5  | 3.9  | 4.7  | 5.2  |
| 美洲        | America                              | 4.4  | 3.2  | 3.4  | 3.9  |
| 非洲        | Africa                               | 2.0  | 1.2  | 1.3  | 1.3  |
| 西亚        | West Asia                            | 6.4  | 2.8  | 3.3  | 3.6  |
| 南亚、东南亚    | South and South-East Asia            | 19.0 | 26.7 | 28.8 | 30.6 |
| 东欧国家②     | Countries in Eastern Europe②         | 1.9  | 1.4  | 1.2  | 0.9  |
| 亚洲其他国家③   | Others of Asia③                      | 7.3  | 3.2  | 2.3  | 2.9  |

占商品出口额的百分比

续表 1 continued

(as % of export)

|                         |                                      | 1985 | 1989 | 1990 | 1991 |
|-------------------------|--------------------------------------|------|------|------|------|
| 德国商品出口去向① Germany①      |                                      |      |      |      |      |
| 发达市场经济国家                | Developed Market Economy Countries   | 80.6 | 84.1 | 83.5 | 80.9 |
| 欧洲                      | Europe                               | 65.4 | 71.5 | 70.9 | 69.7 |
| 欧洲经济共同体                 | EEC                                  | 47.7 | 55.1 | 54.6 | 54.1 |
| 美国和加拿大                  | United States and Canada             | 11.4 | 8.1  | 8.0  | 7.0  |
| 日本                      | Japan                                | 1.5  | 2.4  | 2.7  | 2.5  |
| 其他国家                    | Others                               | 2.3  | 2.2  | 1.8  | 1.7  |
| 发展中国家(地区)               | Developing Countries and Territories | 13.9 | 11.1 | 12.0 | 11.9 |
| 石油输出国组织                 | OPEC                                 | 4.7  | 2.5  | 2.8  | 3.2  |
| 美洲                      | America                              | 2.1  | 1.8  | 1.9  | 2.0  |
| 非洲                      | Africa                               | 2.8  | 1.7  | 1.7  | 1.7  |
| 西亚                      | West Asia                            | 4.3  | 2.5  | 2.9  | 3.4  |
| 南亚、东南亚                  | South and South-East Asia            | 3.4  | 3.8  | 4.1  | 3.7  |
| 东欧国家②                   | Countries in Eastern Europe②         | 4.0  | 3.8  | 3.7  | 5.7  |
| 亚洲其他国家③                 | Others of Asia③                      | 1.2  | 0.7  | 0.6  | 0.6  |
| 英国商品出口去向 United Kingdom |                                      |      |      |      |      |
| 发达市场经济国家                | Developed Market Economy Countries   | 79.9 | 80.3 | 81.6 | 81.8 |
| 欧洲                      | Europe                               | 57.5 | 58.5 | 61.0 | 64.0 |
| 欧洲经济共同体                 | EEC                                  | 46.2 | 50.7 | 53.0 | 56.7 |
| 美国和加拿大                  | United States and Canada             | 17.0 | 15.4 | 14.4 | 12.5 |
| 日本                      | Japan                                | 1.3  | 2.4  | 2.5  | 2.2  |
| 其他国家                    | Others                               | 4.1  | 4.0  | 3.6  | 3.1  |
| 发展中国家(地区)               | Developing Countries and Territories | 17.9 | 16.8 | 16.2 | 16.0 |
| 石油输出国组织                 | OPEC                                 | 6.6  | 5.4  | 4.7  | 4.8  |
| 美洲                      | America                              | 1.9  | 1.7  | 1.6  | 1.6  |
| 非洲                      | Africa                               | 4.1  | 2.5  | 2.4  | 2.4  |
| 西亚                      | West Asia                            | 6.4  | 5.7  | 4.9  | 5.1  |
| 南亚、东南亚                  | South and South-East Asia            | 5.2  | 6.5  | 6.8  | 6.5  |
| 东欧国家②                   | Countries in Eastern Europe②         | 1.5  | 1.5  | 1.2  | 1.0  |
| 亚洲其他国家③                 | Others of Asia③                      | 0.5  | 0.5  | 0.5  | 0.3  |

占商品出口额的百分比

续表 2 continued

(as % of export)

|           |                                      | 1985 | 1989 | 1990 | 1991 |
|-----------|--------------------------------------|------|------|------|------|
| 韩国商品出口去向  | Korea, Rep.                          |      |      |      |      |
| 发达市场经济国家  | Developed Market Economy Countries   | 69.9 | 73.6 | 69.9 | 62.5 |
| 欧洲        | Europe                               | 13.8 | 14.0 | 16.2 | 15.5 |
| 欧洲经济共同体   | EEC                                  | 10.4 | 11.9 | 13.7 | 13.5 |
| 美国和加拿大    | United States and Canada             | 39.7 | 36.2 | 32.6 | 28.2 |
| 日本        | Japan                                | 15.0 | 21.6 | 19.4 | 17.2 |
| 其他国家      | Others                               | 1.3  | 1.9  | 1.7  | 1.6  |
| 发展中国家(地区) | Developing Countries and Territories | 26.4 | 23.8 | 25.8 | 33.5 |
| 石油输出国组织   | OPEC                                 | 6.5  | 3.9  | 4.4  | 6.0  |
| 美洲        | America                              | 3.4  | 2.7  | 3.1  | 3.9  |
| 非洲        | Africa                               | 3.8  | 2.0  | 1.9  | 3.9  |
| 西亚        | West Asia                            | 5.4  | 3.0  | 3.2  | 4.6  |
| 南亚、东南亚    | South and South-East Asia            | 13.7 | 15.9 | 17.3 | 20.8 |
| 东欧国家②     | Countries in Eastern Europe②         |      |      |      | 1.5  |
| 亚洲其他国家③   | Others of Asia③                      |      |      |      | 1.7  |
| 新加坡商品出口去向 | Singapore                            |      |      |      |      |
| 发达市场经济国家  | Developed Market Economy Countries   | 47.3 | 51.1 | 49.8 | 47.8 |
| 欧洲        | Europe                               | 11.5 | 14.9 | 15.8 | 15.6 |
| 欧洲经济共同体   | EEC                                  | 10.2 | 13.4 | 14.4 | 13.9 |
| 美国和加拿大    | United States and Canada             | 21.9 | 24.3 | 22.2 | 20.6 |
| 日本        | Japan                                | 9.4  | 8.5  | 8.7  | 8.7  |
| 其他国家      | Others                               | 4.6  | 3.4  | 3.0  | 3.0  |
| 发展中国家(地区) | Developing Countries and Territories | 49.2 | 44.8 | 46.7 | 48.9 |
| 石油输出国组织   | OPEC                                 | 5.0  | 2.0  | 2.1  | 2.6  |
| 美洲        | America                              | 2.1  | 1.3  | 1.3  | 1.6  |
| 非洲        | Africa                               | 2.5  | 1.4  | 1.5  | 1.6  |
| 西亚        | West Asia                            | 5.5  | 2.6  | 2.5  | 3.1  |
| 南亚、东南亚    | South and South-East Asia            | 37.4 | 38.5 | 40.2 | 41.7 |
| 东欧国家②     | Countries in Eastern Europe②         | 1.3  | 0.7  | 1.0  | 0.9  |
| 亚洲其他国家③   | Others of Asia③                      | 2.1  | 2.8  | 1.6  | 1.5  |

续表 3 continued

(as % of export)

| 占商品出口额的百分比 |                                      | 1985 | 1988 | 1990 | 1991 |
|------------|--------------------------------------|------|------|------|------|
| 泰国商品出口去向   | Thailand                             |      |      |      |      |
| 发达市场经济国家   | Developed Market Economy Countries   | 57.6 | 61.6 | 67.3 | 66.2 |
| 欧洲         | Europe                               | 21.0 | 24.4 | 24.1 | 23.0 |
| 欧洲经济共同体    | EEC                                  | 18.7 | 22.2 | 21.6 | 20.7 |
| 美国和加拿大     | United States and Canada             | 21.0 | 20.1 | 24.1 | 22.8 |
| 日本         | Japan                                | 13.4 | 14.9 | 17.2 | 18.1 |
| 其他国家       | Others                               | 2.2  | 2.2  | 1.9  | 2.2  |
| 发展中国家(地区)  | Developing Countries and Territories | 37.0 | 34.2 | 29.4 | 29.7 |
| 石油输出国组织    | OPEC                                 | 7.3  | 7.0  | 5.2  | 4.7  |
| 美洲         | America                              | 0.9  | 0.8  | 1.4  | 1.3  |
| 非洲         | Africa                               | 4.0  | 3.3  | 2.4  | 2.7  |
| 西亚         | West Asia                            | 6.9  | 6.8  | 4.6  | 4.3  |
| 南亚、东南亚     | South and South-East Asia            | 25.0 | 23.2 | 20.8 | 21.2 |
| 东欧国家②      | Countries in Eastern Europe②         | 1.2  | 0.5  | 1.2  | 1.9  |
| 亚洲其他国家③    | Others of Asia③                      | 4.0  | 3.4  | 1.3  | 1.3  |
| 菲律宾商品出口去向  | Philippines                          |      |      |      |      |
| 发达市场经济国家   | Developed Market Economy Countries   | 75.6 | 77.9 |      | 78.3 |
| 欧洲         | Europe                               | 17.0 | 18.5 |      | 19.5 |
| 欧洲经济共同体    | EEC                                  | 15.4 | 17.7 |      | 18.7 |
| 美国和加拿大     | United States and Canada             | 37.5 | 37.4 |      | 37.4 |
| 日本         | Japan                                | 19.0 | 20.3 |      | 20.1 |
| 其他国家       | Others                               | 2.1  | 1.8  |      | 1.3  |
| 发展中国家(地区)  | Developing Countries and Territories | 21.9 | 20.6 |      | 19.6 |
| 石油输出国组织    | OPEC                                 | 1.8  | 1.6  |      | 2.0  |
| 美洲         | America                              | 0.4  | 0.7  |      | 0.9  |
| 非洲         | Africa                               | 0.2  | 0.3  |      | 0.3  |
| 西亚         | West Asia                            | 1.4  | 1.3  |      | 1.6  |
| 南亚、东南亚     | South and South-East Asia            | 19.5 | 17.6 |      | 16.4 |
| 东欧国家②      | Countries in Eastern Europe②         | 0.8  | 0.3  |      | 0.3  |
| 亚洲其他国家③    | Others of Asia③                      | 1.7  | 1.1  |      | 1.7  |

注：①指1991年前指前联邦德国。②包括原苏联。③包括中国、朝鲜、蒙古和越南。

Note: ①Data prior to 1991, refer to Fed. Rep. of Germany. ②Including former USSR.

③Including China, Korea, Dem. Rep., Mongolia, Viet Nam.

## 附录4-34 国际收支 (1992年)

## A4-34 INTERNATIONAL BALANCE OF PAYMENT (1992)

国外资料来源:国际货币基金组织《国际金融统计年鉴》1993年。

Source: International Monetary fund《International Financial Statistics Yearbook》1993.

单位:亿美元

(US\$ 100 000 000)

| 国家和地区<br>Country or Area                | 经常收支<br>Balance of Payment |                          |                        |                         |             |  |                                   | 资本收支<br>Investment              |  | 国际<br>收支<br>总盈余<br>Overall<br>Balance |
|---|----------------------------|--------------------------|------------------------|-------------------------|-------------|--|-----------------------------------|---------------------------------|--|---------------------------------------|
|   | 贸易收支<br>Merchandise        |                          |                        | 非贸易收支<br>Non-commercial |             | 转移收支<br>Unrequited in-<br>Come Transfers |                                   | 直接<br>投资<br>净额<br>Direct<br>nie | 证券<br>投资<br>净额<br>Port-<br>folio,<br>nie |                                       |
|   | 出口<br>Exports<br>F. o. b   | 进口<br>Imports<br>F. o. b | 差额<br>Trade<br>Balance | 收入<br>Credit            | 支出<br>Debit | 私人往<br>来净额<br>Pri-<br>vate               | 政府间<br>往来净额<br>Offi-<br>cial, nie |                                 |  |                                       |
| 美 国 United States                       | 4392.7                     | -5355.5                  | -962.8                 | 1151.3                  | -1045.8     | -138.0                                   | -175.6                            | -392.4                          | 114.2                                    | -417.5                                |
| 日 本 Japan                               | 3308.7                     | -1984.7                  | 1324.0                 | 1444.4                  | -1144.7     | -13.1                                    | -33.1                             | -145.2                          | -284.1                                   | 6.3                                   |
| 德 国 Germany                             | 4065.3                     | -3741.8                  | 323.5                  | 748.7                   | -754.5      | -76.4                                    | -243.4                            | -89.8                           | 495.2                                    | 430.2                                 |
| 英 国 United Kingdom                      | 1874.4                     | -2120.6                  | -246.2                 | 1210.4                  | -1149.2     | -4.9                                     | -85.7                             | 43.9                            | -198.1                                   | -13.6                                 |
| 法 国① France①                            | 2070.8                     | -2172.2                  | -101.4                 | 1520.2                  | -1400.5     | -30.3                                    | -49.6                             | -88.4                           | 159.3                                    | -52.1                                 |
| 意 大 利 Italy                             | 1776.5                     | -1752.4                  | 24.1                   | 274.2                   | -506.9      | -16.5                                    | -41.3                             | -64.8                           | -106.5                                   | -317.2                                |
| 加 拿 大 Canada                            | 1341.0                     | -1254.4                  | 86.7                   | 73.3                    | -270.0      | 9.2                                      | -7.3                              | 8.2                             | 113.8                                    | -58.0                                 |
| 澳大利 亚 Australia                         | 423.6                      | -408.2                   | 15.4                   | 48.4                    | -144.5      | 16.9                                     | -3.3                              | 52.8                            | -4.9                                     | -47.7                                 |
| 原捷克斯洛伐克①<br>Former Czecho-<br>slovakia① | 106.0                      | -107.2                   | -1.2                   | 35.8                    | -26.2       | 0.8                                      | -0.1                              | 5.9                             |  | 7.9                                   |
| 波 兰① Poland①                            | 143.9                      | -151.0                   | -7.1                   | 13.0                    | -34.7       | 7.2                                      | 0.5                               | 3.0                             |  | -65.2                                 |
| 匈 牙 利 Hungary                           | 100.3                      | -100.8                   | -0.6                   | 13.1                    | -17.1       | 8.4                                      | 0.2                               | 14.8                            |  | 7.7                                   |
| 罗马尼亚 Romania                            | 32.4                       | -45.0                    | -12.7                  | 0.8                     | -0.8        |  | 0.9                               | 0.4                             |  | -7.2                                  |
| 原南斯拉夫①<br>Former Yugos-<br>lavia①       | 138.0                      | -132.9                   | 5.1                    | 29.4                    | -67.4       | 21.3                                     |                                   |                                 |  | -28.0                                 |
| 印 度② India②                             | 161.4                      | -222.5                   | -61.1                  | 45.9                    | -83.7       | 25.7                                     | 5.0                               |                                 |  | 2.4                                   |
| 印度尼西亚 Indonesia                         | 325.0                      | -264.8                   | 60.2                   | 9.5                     | -67.6       | 1.8                                      | 1.1                               | 17.7                            | -0.9                                     | 20.7                                  |
| 菲 律 宾 Philippines                       | 98.2                       | -145.2                   | -47.0                  | 32.3                    | -23.7       | 4.7                                      | 3.4                               | 2.3                             | 0.4                                      | 16.9                                  |
| 泰 国① Thailand①                          | 282.3                      | -342.2                   | -59.9                  | 25.0                    | -33.3       | 2.2                                      | 0.5                               | 18.5                            | -0.8                                     | 46.2                                  |
| 新 加 坡① Singapore①                       | 568.2                      | -609.5                   | -41.3                  | 242.1                   | -153.9      | -3.4                                     | -1.4                              | 28.8                            | 2.3                                      | 41.9                                  |
| 巴基斯坦① Pakistan①                         | 63.5                       | -86.0                    | -22.5                  | 18.7                    | -12.6       | 18.0                                     | 4.9                               | 2.6                             | 0.9                                      | -10.8                                 |
| 韩 国 Korea, Rep.                         | 751.7                      | -773.2                   | -21.5                  | 36.2                    | -39.3       | 2.6                                      | -0.3                              | -5.0                            | 57.4                                     | 37.2                                  |
| 埃 及① Egypt①                             | 38.6                       | -98.3                    | -59.8                  | 49.2                    | -21.4       | 40.5                                     | 13.8                              | 1.9                             | 0.2                                      | -17.1                                 |
| 尼日利亚① Nigeria①                          | 122.5                      | -78.1                    | 44.4                   | 2.2                     | -26.3       | 0.1                                      | 7.3                               | 7.1                             | -0.6                                     | -15.2                                 |
| 墨 西 哥① Mexico①                          | 271.2                      | -381.8                   | -110.6                 | 164.2                   | -208.8      | 20.6                                     | 1.9                               | 47.4                            | 69.4                                     | 79.7                                  |
| 巴 西① Brazil①                            | 316.2                      | -210.4                   | 105.8                  | 29.9                    | -119.2      | 15.2                                     | 0.4                               | -0.4                            | 38.1                                     | -30.9                                 |
| 阿 根 廷 Argentina                         | 119.7                      | -136.5                   | -16.8                  | 4.1                     | -52.2       | -0.3                                     |                                   | 46.9                            | -31.1                                    | 19.0                                  |

注: ①1991年数字。②1989年数字。

Note: ①Data refer to 1991. ②Data refer to 1989.



## 附录4-35 国际储备和黄金储备 (年底数)

## A4-35 INTERNATIONAL RESERVES AND GOLD RESERVES (YEAR-END)

国外资料来源: 联合国《统计月报》1994年3月。

Source: United Nations 《Monthly Bulletin of Statistics》March 1994.

| 国家和地区 Country or Area         | 国际储备(不包括黄金,亿美元)<br>International Reserves<br>(minus gold, US \$100 000 000) |       |        | 黄金(万盎司)<br>Gold Reserves<br>(fine troy ounces 10 000) |       |       |
|-------------------------------|---|-------|--------|---|-------|-------|
|                               | 1985  | 1992  | 1993   | 1985  | 1992  | 1993  |
| 中 国 China                     | 127.3   | 206.2 |        | 1267  | 1267  | 1267  |
| 美 国 United States             | 321.0   | 602.7 | 623.5  | 26265   | 26184 | 26184 |
| 日 本 Japan                     | 267.2   | 716.2 | 985.2  | 2423  | 2423  | 2423  |
| 德 国④ Germany④                 | 443.8   | 909.7 | 779.1  | 9518  | 9518  | 9518  |
| 英 国 United Kingdom            | 128.6   | 366.4 | 383.3① | 1903  | 1861  | 1845⑤ |
| 法 国 France                    | 265.9   | 270.3 | 294.5① | 8185  | 8185  | 8185① |
| 意 大 利 Italy                   | 156.0   | 276.4 | 296.2② | 6667  | 6667  | 6667  |
| 加 拿 大 Canada                  | 25.0  | 114.3 | 124.8  | 2011  | 994   | 675   |
| 澳大利亚 Australia                | 57.7  | 112.1 | 111.2② | 793   | 793   | 790   |
| 原捷克斯洛伐克 Former Czechoslovakia | 8.5   | 11.2  |        | 381   | 329   |       |
| 波 兰 Poland                    |   | 41.0  | 37.4③  |   | 47    | 47    |
| 匈 牙 利 Hungary                 | 21.5  | 44.3  | 52.0⑤  |   | 10    | 25⑧   |
| 罗马尼亚 Romania                  | 2.0   | 8.3   | 10.0⑤  | 382   | 231   | 236   |
| 原南斯拉夫 Former Yugoslavia       | 11.0  |       |        | 186   |       |       |
| 印 度 India                     | 64.2  | 57.6  | 102.0  | 940   | 1135  | 1145  |
| 印度尼西亚 Indonesia               | 49.7  | 104.5 | 113.8③ | 310   | 310   | 310   |
| 菲 律 宾 Philippines             | 6.2   | 44.0  | 44.4②  | 148   | 280   | 271   |
| 泰 国 Thailand                  | 21.9  | 203.6 | 244.7  | 249   | 247   | 247   |
| 马来西亚 Malaysia                 | 49.1  | 172.3 | 154.3⑤ | 234   | 239   | 239⑧  |
| 新 加 坡 Singapore               | 128.5   | 399.9 | 454.5⑦ |   |       |       |
| 巴基斯坦 Pakistan                 | 8.1   | 8.5   | 12.0   | 190   | 202   | 204   |
| 緬 甸 Myanmar                   | 0.3   | 2.8   | 2.9②   | 25  | 25    | 25    |
| 孟加拉国 Bangladesh               | 3.4   | 18.3  | 24.1   | 6   | 9     | 9     |
| 土 耳 其 Turkey                  | 10.6  | 61.6  | 69.1③  | 386   | 405   | 403   |
| 韩 国 Korea, Rep.               | 28.7  | 171.2 | 202.3  | 31  | 32    | 32⑧   |
| 埃 及 Egypt                     | 7.9   | 108.1 | 122.4③ | 243   | 243   | 243⑧  |
| 尼日利亚 Nigeria                  | 16.7  | 9.7   | 11.3①  | 69  | 69    | 69⑧   |
| 墨 西 哥 Mexico                  | 49.1  | 189.4 | 230.7① | 236   | 69    | 51⑧   |
| 巴 西 Brazil                    | 106.1   | 225.2 | 254.1① | 310   | 223   | 277①  |
| 阿 根 廷 Argentina               | 32.7  | 99.9  | 116.7① | 437   | 558   |       |

注: ①9月份数。②11月份数。③10月份数。④1991年以前为前联邦德国数。⑤7月份数。⑥6月份数。⑦5月份数。⑧8月数。

Note: ①Data refer to September. ②Data refer to November. ③Data refer to October.

④Before 1991, data refer to Former Federal Rep. Germany. ⑤Data refer to July.

⑥Data refer to June. ⑦Data refer to May. ⑧Data refer to August.

附录4-36 货币汇率①  
A4-36 EXCHANGE RATES①

国外资料来源：联合国《统计月报》1994年3月。  
Source: United Nations 《Monthly Bulletin of Statistics》March 1994.

年末中间价

—美元合该国货币数

(Mid-point rates, unless otherwise stated  
National currency per U.S. dollar)

| 国家和地区   | 货币名称    | Country or Area       | Currencies      | 1985    | 1990    | 1991    | 1992    | 1993    |
|---------|---------|-----------------------|-----------------|---------|---------|---------|---------|---------|
| 中 国     | (人民币元)  | China                 | (Yuan Renminbi) | 3.20    | 5.22    | 5.43    | 5.75    | 5.75    |
| 美 国     | (美 元)   | United States         | (Dollars)       | 1.00    | 1.00    | 1.00    | 1.00    | 1.00    |
| 日 本     | (日 元)   | Japan                 | (Yen)           | 200.50  | 134.40  | 125.20  | 124.75  | 111.85  |
| 德 国     | (西德马克)  | Germany               | (Deutsche mark) |         |         | 1.52    | 1.61    | 1.73    |
| 前联邦德国   | (西德马克)  | Fed. Rep.             | (Deutsche mark) | 2.46    | 1.49    |         |         |         |
| 前民主德国   | (马 克)   | Former DR             | (Marks)         | 2.60    | 1.50    |         |         |         |
| 英 国     | (英 镑)   | United Kingdom        | (Pounds)        | 0.69    | 0.52    | 0.54    | 0.66    | 0.68    |
| 法 国     | (法 郎)   | France                | (Francs)        | 7.56    | 5.13    | 5.18    | 5.51    | 5.90    |
| 意 大 利   | (里 拉)   | Italy                 | (Lire)          | 1678.50 | 1130.10 | 1151.10 | 1470.90 | 1704.00 |
| 加 拿 大   | (加 元)   | Canada                | (Dollars)       | 1.40    | 1.16    | 1.16    | 1.27    | 1.32    |
| 澳大利亚    | (澳 元)   | Australia             | (Dollars)       | 1.47    | 1.29    | 1.32    | 1.45    | 1.48    |
| 原 苏 联   | (卢 布)   | Former Soviet Union   | (Rouple)        | 0.77    | 1.60    |         |         |         |
| 原捷克斯洛伐克 | (克 朗)   | Former Czechoslovakia | (Koruna)        | 11.42   | 23.60   |         | 27.30   | 28.70   |
| 波 兰     | (兹 罗 提) | Poland                | (Zloty)         | 151.00  |         |         |         |         |
| 匈 牙 利   | (福 林)   | Hungary               | (Forint)        | 47.35   | 61.45   | 75.62   | 83.57   | 97.21①  |
| 罗马尼亚    | (列 伊)   | Romania               | (Lei)           | 15.73   | 34.71   | 189.00  | 460.00  | 910.00① |
| 保加利亚    | (列 弗)   | Bulgaria              | (Leva)          | 1.00    | 2.80    |         |         | 31.00   |
| 原南斯拉夫   | (新第纳尔)  | Former Yugoslavia     | (New dinars)    | 0.03    | 10.66   | 19.74   |         |         |
| 印 度     | (卢 比)   | India                 | (Rupees)        | 12.17   | 18.07   | 25.83   | 26.20   | 31.38   |
| 印度尼西亚   | (卢 比)   | Indonesia             | (Rupiahs)       | 1125.0  | 1901.0  | 1992.0  | 2062.0  | 2110.0  |
| 菲 律 宾   | (比 索)   | Philippines           | (Pesos)         | 19.03   | 28.00   | 26.65   | 25.10   | 27.70   |
| 泰 国     | ( 铢 )   | Thailand              | (Baht)          | 26.65   | 25.29   | 25.28   | 25.52   | 25.54   |
| 马来西亚    | (林 吉 特) | Malaysia              | (Ringgit)       | 2.43    | 2.70    | 2.72    | 2.61    | 2.66    |
| 新 加 坡   | (新加坡元)  | Singapore             | (Dollars)       | 2.11    | 1.74    | 1.63    | 1.65    | 1.61    |
| 巴基斯坦    | (卢 比)   | Pakistan              | (Rupees)        | 15.98   | 21.90   | 24.72   | 25.70   | 30.20   |
| 緬 甸     | (緬 元)   | Myanmar               | (Kyats)         | 7.84    | 6.08    | 6.01    | 6.24    | 6.25    |
| 孟加拉国    | (塔 卡)   | Bangladesh            | (Taka)          | 31.00   | 35.79   | 38.58   | 39.00   | 39.85   |
| 土 耳 其   | (里 拉)   | Turkey                | (Liras)         | 476.86  | 2930.10 | 5079.90 | 8564.40 |         |
| 蒙 古     | (图格里克)  | Mongolia              | (Tugrik)        | 3.60    | 5.60    |         |         | 362.00  |
| 韩 国     | (韩 圆)   | Korea, Rep.           | (Won)           | 890.20  | 716.40  | 760.80  | 788.40  | 808.10  |
| 越 南     | ( 盾 )   | Viet Nam              | (Dong)          | 18.00   | 8125.00 |         |         |         |
| 埃 及     | (埃 镑)   | Egypt                 | (Pounds)        | 0.70    | 2.00    | 3.33    | 3.33    | 3.37    |
| 尼日利亚    | (奈 拉)   | Nigeria               | (Naira)         | 1.00    | 9.00    | 9.86    | 19.65   | 21.88②  |
| 墨 西 哥   | (新比索)   | Mexico                | (New pesos)     | 0.37    | 2.95    | 3.07    | 3.12    | 3.12③   |
| 巴 西     | (新克鲁扎多) | Brazil                | (New cruzados)  |         | 0.18    | 1.07    | 12.38   | 94.65④  |
| 阿 根 廷   | (比 索)   | Argentina             | (Pesos)         |         | 0.56    | 1.00    | 0.99    | 1.00②   |

注：①9月份数。②11月份数。③10月份数。④8月份数。

Note: ①Data refer to September, ②Data refer to November, ③Data refer to October, ④Data refer to August.

## 附录4-37 货币供应量 (年底数)

## A4-37 MONEY SUPPLY(YEAR-END)

国外资料来源: 联合国《统计月报》1994年3月、1993年12月。

Source: United Nations 《Monthly Bulletin of Statistics》March 1994 and December 1993.

单位: 亿本币

(national currency units 100 000 000)

| 国家和地区 Country or Area                 | 货 币<br>Money |           |           |           | 存款准备金<br>Reserve Money |           |          |          |
|---------------------------------------|--------------|-----------|-----------|-----------|------------------------|-----------|----------|----------|
|                                       | 1985         | 1990      | 1991      | 1992      | 1985                   | 1990      | 1991     | 1992     |
| 美 国 United States                     | 6410.0       | 8540.0    | 9230.0    | 10590.0   | 2240.0                 | 3250.0    | 3370.0   | 3740.0   |
| 日 本 Japan                             | 890.0        | 1200.0    | 1230.0    | 1360.0    | 300.0                  | 480.0     | 470.0    | 450.0    |
| 德 国① Germany                          | 3150.0       | 5510.0①   | 5750.0    | 6410.0    | 1720.0                 | 2630.0①   | 2770.0   | 3170.0   |
| 英 国 United Kingdom                    | 566.7        | 2149.4    | 2292.2    | 2388.7    | 127.2                  | 220.2     | 222.7    | 236.4    |
| 法 国 France                            | 13120.0      | 17020.0   | 16220.0   | 16450.0   | 3240.0                 | 3520.0    | 3420.0   | 2960.0   |
| 意 大 利 Italy                           | 2980.0       | 4820.0    | 5370.0    | 5440.0    | 1280.0                 | 2010.0    | 2110.0   | 2210.0   |
| 加 拿 大 Canada                          | 690.0        | 960.0     | 1000.0    | 1080.0    | 200.0                  | 270.0     | 280.0    | 290.0    |
| 澳 大 利 亚 Australia                     | 233.0        | 467.0     | 499.8     | 602.9     | 132.2                  | 189.2     | 194.8    | 206.5    |
| 原捷克斯洛<br>伐 克 Former<br>Czechoslovakia | 2.6          | 2.9       | 3.7       | 4.3       |                        |           |          |          |
| 波 兰 Poland                            | 27.9②        | 942.6     | 1078.30   | 1496.30   | 24.4②                  | 853.50    | 1094.30  | 1486.00  |
| 匈 牙 利 Hungary                         | 2400.0       | 4490.0    | 5490.0    | 6670③     | 3300.0                 | 5240.0    | 7990.0   | 8080③    |
| 罗 马 尼 亚 Romania                       | 1.7          | 2.3       | 7.3       | 10.1      | 1.3                    | 3.2       | 4.0      | 8.6      |
| 原南斯拉夫 Former<br>Yugoslavia            | 1820.0       | 1262830.0 |           |           | 3400.0                 | 2048230.0 |          |          |
| 印 度 India                             | 4120.0       | 8540.0    | 10460.0   | 11210.0   | 3750.0                 | 8100.0    | 9610.0   | 10420.0  |
| 印度尼西亚 Indonesia                       | 101240       | 26693.0   | 28801.0   | 67210.0   | 12961.0                | 15509.0   |          |          |
| 菲 律 宾 Philippines                     | 367.6        | 929.4     | 1076.9    | 1175.4    | 374.8                  | 1129.8    | 1356.8   | 1533.6   |
| 泰 国 Thailand                          | 860.0        | 1950.0    | 2220.0    | 2500.0    | 8700.0                 | 1860.0    | 2100.0   | 2480.0   |
| 马来西亚 Malaysia                         | 141.3        | 254.1     | 279.3     | 355.4     | 97.3                   | 181.5     | 207.7    | 253.1    |
| 新 加 坡 Singapore                       | 87.9         | 152.6     | 164.3     | 185.2     | 69.4                   | 110.6     | 122.3    | 135.1    |
| 巴基斯坦 Pakistan                         | 1230.6       | 2546.2    | 3059.8    | 3718.0    | 716.9                  | 1543.6    | 1965.5   | 2138.2   |
| 緬 甸 Myanmar                           | 115.5        | 305.9     |           |           | 110.3                  | 513.9     |          |          |
| 孟加拉国 Bangladesh                       | 459.6        | 657.4     | 708.0     | 804.4     | 294.4                  | 595.0     | 594.3    | 718.5    |
| 土 耳 其 Turkey                          | 34680.0      | 302370.0  | 442790.0  | 763730.0  | 29000.0                | 287460.0  | 430770.0 | 767730.0 |
| 韩 国 Korea, Rep.                       | 75580.0      | 159050.0  | 217520.0  | 245860.0  | 43190.0                | 138110.0  | 163220.0 | 181070.0 |
| 埃 及 Egypt                             | 147.0        | 262.1     | 283.4     | 308.3     | 158.1                  | 271.4     | 323.6    | 357.1    |
| 尼日利亚 Nigeria                          | 132.3        | 345.4     | 487.1     |           | 77.9                   | 245.7     | 348.9    | 435.4④   |
| 墨 西 哥 Mexico                          | 34620.0      | 474390.0  | 1062270.0 | 1222170.0 | 57060.0                | 311350.0  | 397970.0 | 455350.0 |
| 巴 西 Brazil                            | 1.1          |           |           |           |                        |           | 0.1      | 1.0      |
| 阿 根 廷 Argentina                       |              | 30.7      | 76.3      | 113.6     |                        | 36.4      | 78.2     | 110.1    |

注: ①1991年以前为前联邦德国数。②1986年数。③第四季度数。④2月份数。

Note: ①Before 1991, data refer to Former Federal Rep. Germany. ②Data refer to 1986.

③Data refer to the 4th quarter. ④Data refer to February.

## 附录4-38 存款和贷款利率①

## A4-38 INTEREST RATES ON DEPOSIT AND LENDING①

国外资料来源:国际货币基金组织《国际金融统计月报》1994年3月。

Source: International Monetary Fund《International Financial Statistics》March 1994.

单位: %

(%)

| 国家和地区<br>Country or Area | 存款利率<br>Deposit Rate |        |         | 贷款利率<br>Lending Rate (Prime Rate) |       |       |
|--------------------------|----------------------|--------|---------|-----------------------------------|-------|-------|
|                          | 1990                 | 1991   | 1992    | 1990                              | 1991  | 1992  |
| 美国②<br>United States②    | 8.16                 | 5.84   | 3.68    | 10.01                             | 8.46  | 6.25  |
| 日本<br>Japan              | 4.08                 | 3.25   | 2.71    | 6.95                              | 7.53  | 6.15  |
| 德国<br>Germany            | 7.07                 | 7.62   | 8.01    | 11.59                             | 12.46 | 13.59 |
| 英国<br>United Kingdom     | 12.22                | 10.06  | 7.30    | 14.75                             | 11.54 | 9.41  |
| 法国<br>France             | 6.68                 |        |         | 16.75③                            |       |       |
| 意大利<br>Italy             | 6.80                 | 6.64   | 7.11    | 14.08                             | 13.89 | 15.77 |
| 加拿大<br>Canada            | 12.81                | 8.62   | 6.67    | 14.06                             | 9.94  | 7.48  |
| 澳大利亚<br>Australia        | 13.70                | 10.44  |         | 20.33                             | 16.38 | 12.02 |
| 芬兰<br>Finland            | 7.50                 | 7.50   | 7.50    | 11.62                             | 11.80 | 12.14 |
| 印度尼西亚<br>Indonesia       | 17.30                | 23.27  | 20.37   | 20.61                             |       | 24.03 |
| 菲律宾<br>Philippines       | 19.54                | 18.80  | 14.27   | 24.12                             | 23.07 | 19.48 |
| 泰国<br>Thailand           | 12.25                |        |         |                                   |       |       |
| 马来西亚<br>Malaysia         | 5.90                 | 7.18   |         | 7.17                              | 8.13  |       |
| 土耳其<br>Turkey            | 47.60                | 62.93  | 68.74   |                                   |       |       |
| 韩国<br>Korea, Rep.        | 10.00                | 10.00  | 10.00   | 10.00                             | 10.00 | 10.00 |
| 埃及<br>Egypt              | 12.00                |        |         | 19.00                             |       |       |
| 南非<br>South Africa       | 18.86                | 17.30  | 13.78   | 21.00                             | 20.31 | 18.91 |
| 尼日利亚<br>Nigeria          | 19.78                | 14.92  | 18.04   | 25.30                             | 20.04 | 24.76 |
| 巴西<br>Brazil             | 9394.30              | 913.00 | 1560.00 |                                   |       |       |

注: ①均指年平均利率。②存款利率为证券利率。③为第二季度数。

Note: ①Period averages in percent per annual. ②Deposit rate refer to certificates of deposit rate.

③For the second quarter.

## 附录4-39 债券利率

## A4-39 BOND RATE

国外资料来源：国际货币基金组织《国际金融统计月报》1994年3月。

Source: International Monetary Fund (International Financial Statistics) March 1994.

单位：%

(%)

| 国家和地区<br>Country or Area | 国库券利率①<br>Treasury Bill Rates① |       |       | 政府债券收益率②<br>Long-term Govt. Bond Yields② |       |       |
|--------------------------|--------------------------------|-------|-------|--|-------|-------|
|                          | 1990                           | 1991  | 1992  | 1990                                     | 1991  | 1992  |
| 美 国<br>United States     | 7.51                           | 5.41  | 3.46  | 8.55                                     | 7.86  | 7.01  |
| 日 本<br>Japan             |                                |       |       | 7.36                                     | 6.53  | 4.94  |
| 德 国<br>Germany           | 8.08                           | 8.25  | 8.36  | 8.88                                     | 8.63  | 7.96  |
| 英 国<br>United Kingdom    | 14.08                          | 10.96 | 8.94  | 11.08                                    | 9.92  | 9.15  |
| 法 国<br>France            | 10.16                          | 9.70  |       | 9.96                                     | 9.05  | 8.60  |
| 意 大 利<br>Italy           | 12.38                          | 12.54 | 14.32 | 11.51                                    | 10.10 |       |
| 加 拿 大<br>Canada          | 12.81                          | 8.73  | 6.58  | 10.85                                    | 9.76  | 8.77  |
| 澳大利 亚<br>Australia       | 14.15                          | 9.96  | 6.27  | 13.18                                    | 10.69 | 9.22  |
| 泰 国<br>Thailand          |                                |       |       | 10.60                                    | 10.75 | 10.75 |
| 巴 基 斯 坦<br>Pakistan      |                                |       |       | 8.05                                     | 7.88  | 13.15 |
| 南 非<br>South Africa      | 17.80                          | 16.68 | 13.77 | 16.15                                    | 16.34 | 15.44 |
| 巴 西<br>Brazil            |                                |       |       |  |       |       |
| 墨 西 哥<br>Mexico          | 34.76                          | 19.28 | 15.62 |  |       |       |

注：①年平均利率。②到期年利率。

Notes: ①Period averages in percent per annual. ②Average yields to maturity in percent per annum.

附录4-40 债务情况  
A4-40 EXTERNAL DEBT

国外资料来源：世界银行《世界发展报告》1993年。  
Source: The World Bank《World Development Report》1993.

| 国家和地区 Country or Area         | 外债总额<br>(亿美元)<br>Total External Debt<br>(US\$ 100 000 000) |         |         | 债务偿还额占货物<br>和劳务出口的百分比(%)<br>Total Debt Service As % of<br>Exports of Goods and Services |      |      |
|-------------------------------|--|---------|---------|---|------|------|
|                               | 1985   | 1990    | 1991    | 1985  | 1990 | 1991 |
| 中 国 China                     | 158.28   | 525.45  |         | 2.8①  | 8.5① |      |
| 原捷克斯洛伐克 Former Czechoslovakia |  | 82.31   | 97.93   |   | 10.4 | 11.6 |
| 波 兰 Poland                    |  | 493.86  | 524.81  |   | 4.9  | 5.4  |
| 匈 牙 利 Hungary                 | 129.90   | 213.16  | 226.58  | 25.0  | 37.9 | 32.5 |
| 罗马尼亚 Romania                  | 69.77  | 3.69    | 19.13   |   | 0.4  | 2.0  |
| 保加利亚 Bulgaria                 |  | 109.27  | 119.23  |   | 16.7 | 22.1 |
| 原南斯拉夫 Former Yugoslavia       | 193.82   | 206.90  | 164.71  | 8.2   | 13.7 | 20.4 |
| 印 度 India                     | 354.60   | 701.15  | 715.57  | 9.3   | 28.8 | 30.7 |
| 印度尼西亚 Indonesia               | 357.61   | 679.08  | 736.29  | 19.9  | 30.9 | 32.7 |
| 菲 律 宾 Philippines             | 261.84   | 304.56  | 318.97  | 15.9  | 21.2 | 23.2 |
| 泰 国 Thailand                  | 174.89   | 258.68  | 358.28  | 14.7  | 17.2 | 13.1 |
| 马来西亚 Malaysia                 |  | 195.02  | 214.45  | 22.3  | 11.7 | 8.3  |
| 新 加 坡 Singapore               |  |         |         | 2.4   |      |      |
| 巴基斯坦 Pakistan                 | 126.95   | 206.83  | 229.69  | 29.5  | 22.8 | 21.1 |
| 緬 甸 Myanmar                   | 31.04  | 46.75   |         |   |      |      |
| 孟加拉国 Bangladesh               | 65.26  | 122.45  | 119.23  | 16.7  | 25.4 | 19.9 |
| 土 耳 其 Turkey                  | 261.24   | 491.49  | 502.52  | 30.8  | 28.2 | 30.5 |
| 韩 国 Korea, Rep.               | 479.96   | 340.14  | 405.18  | 15.2  | 10.7 | 7.1  |
| 埃 及 Egypt                     | 243.42   | 398.85  | 405.71  | 30.9  | 25.7 | 16.7 |
| 尼日利亚 Nigeria                  | 183.48   | 360.68  | 344.97  | 30.8  | 20.3 | 25.2 |
| 墨西哥 Mexico                    | 974.29   | 968.10  | 1017.37 | 37.0  | 27.8 | 30.9 |
| 巴 西 Brazil                    | 1067.30  | 1161.73 | 1165.14 | 26.5  | 20.8 | 30.0 |
| 阿 根 廷 Argentina               | 484.44   | 611.44  | 637.07  | 41.8  | 34.1 | 48.4 |

注：①偿还外债本息与当年贸易、非贸易外汇收入（国际收支口径）之比。

Note: ① Payment of external debt and its interest as % of the income of merchandise and non-commodity.

## 附录4-41 居民文化程度构成

A4-41 PERCENTAGE DISTRIBUTION OF POPULATION  
25 YEARS OF AGE AND OVER BY EDUCATIONAL ATTAINMENT

国外资料来源:联合国教科文组织《统计年鉴》1993年。

Source: United Nations Educational, Scientific and Cultural Organization 《Statistical Yearbook》1993.

单位: %

(%)

| 国家和地区<br>Country or Area         | 年份<br>Year | 25岁和25岁<br>以上人口总计<br>(万人)<br>Total<br>Population<br>of 25 Years<br>and over<br>(10 000) | 大学<br>Post-<br>secondary | 中学<br>Entered Second<br>Level |                       | 小学<br>First Level      |                      | 文盲及文化<br>程度不明确者<br>No Schooling |
|----------------------------------|------------|---|--------------------------|-------------------------------|-----------------------|------------------------|----------------------|---------------------------------|
|                                  |            |   |                          | 初中<br>First<br>Stage          | 高中<br>Second<br>Stage | 肄业<br>Incomp-<br>leted | 毕业<br>Comp-<br>leted |                                 |
| 美国<br>United States              | 1981       | 13289.9   | 32.2                     | ②                             | ②                     | ④                      | 64.6                 | 3.3                             |
| 日本<br>Japan                      | 1990       | 8048.9  | 21.2                     | ②                             | 44.5                  | ④                      | 34.3                 | 0.0                             |
| 德国<br>Germany                    |            |   |                          |                               |                       |                        |                      |                                 |
| 前联邦德国<br>Fed. Rep.               | 1970       | 3855.9  | 4.3                      | ④                             | 18.0                  | ④                      | ④                    | 77.7                            |
| 前民主德国<br>Former DR               | 1981       | 1071.5  | 17.3                     | 52.6                          | ⑤                     | 30.1                   | ⑥                    |                                 |
| 英国①<br>United Kingdom①           | 1976       |   | 11.0                     | ④                             | ④                     | ④                      | ④                    | 89.0                            |
| 意大利<br>Italy                     | 1981       | 3559.7  | 4.1                      | 18.0                          | 11.2                  | 47.4                   | ⑥                    | 19.3                            |
| 加拿大<br>Canada                    | 1981       | 1397.1  | 37.4                     | 36.8                          | ⑤                     | 14.2                   | 9.5                  | 2.0                             |
| 澳大利亚<br>Australia                | 1971       | 687.8   | 21.5                     | 48.3                          | ⑤                     | 29.3                   | ⑥                    | 0.9                             |
| 原苏联<br>Former Soviet Union       | 1989       | 17040.5   | 13.9                     | 63.3                          | ⑤                     | ④                      | 14.9                 | 7.9                             |
| 原捷克斯洛伐克<br>Former Czechoslovakia | 1980       | 927.5   | 6.0                      | 45.9                          | ⑤                     | 47.6                   | ⑥                    | 0.4                             |
| 波兰<br>Poland                     | 1988       | 2298.6  | 7.9                      | ③                             | 47.8                  | 5.6                    | 37.2                 | 1.5                             |
| 匈牙利<br>Hungary                   | 1990       | 679.9   | 10.1                     | ②                             | 30.7                  | 24.3                   | 33.6                 | 1.3                             |
| 罗马尼亚<br>Romania                  | 1992       | 1363.7  | 7.3                      | 36.0                          | 27.4                  | 23.8                   | ⑥                    | 5.4                             |
| 原南斯拉夫<br>Former Yugoslavia       | 1981       | 1308.4  | 6.8                      | 23.4                          | ⑤                     | 53.9                   | ⑥                    | 15.8                            |
| 印度<br>India                      | 1981       | 28060.0   | 2.5                      | 13.7                          | ⑤                     | 11.3                   | ⑥                    | 72.5                            |
| 印度尼西亚<br>Indonesia               | 1980       | 5844.1  | 0.8                      | 4.7                           | 4.9                   | 31.6                   | 16.8                 | 41.1                            |
| 菲律宾<br>Philippines               | 1980       | 1786.5  | 15.2                     | 18.9                          | ⑤                     | 31.3                   | 22.8                 | 11.7                            |
| 泰国<br>Thailand                   | 1980       | 1749.1  | 2.9                      | 4.5                           | 2.3                   | 67.3                   | 2.4                  | 20.5                            |
| 马来西亚<br>Malaysia                 | 1970       | 1031.9  | ③                        | 8.8                           | 5.1                   | 30.0                   | 12.6                 | 43.4                            |
| 新加坡<br>Singapore                 | 1990       | 159.7   | 4.7                      | 23.2                          | 8.1                   |                        | 64.0                 |                                 |
| 巴基斯坦<br>Pakistan                 | 1981       | 3070.7  | 1.9                      | 10.5                          | ⑤                     | 8.7                    | ⑥                    | 78.9                            |
| 缅甸<br>Myanmar                    | 1983       | 1394.9  | 2.0                      | 14.5                          | ⑤                     | 27.7                   | ⑥                    | 55.8                            |
| 孟加拉国<br>Bangladesh               | 1981       | 3159.3  | 1.3                      | 7.4                           | 4.2                   | 16.7                   | ⑥                    | 70.4                            |
| 土耳其<br>Turkey                    | 1980       | 1827.7  | 3.6                      | 8.7                           | ⑤                     | 35.3                   | ⑥                    | 52.4                            |
| 韩国<br>Korea, Rep.                | 1985       | 1976.0  | 11.7                     | ②                             | 45.3                  | ④                      | 27.6                 | 15.4                            |
| 埃及<br>Egypt                      | 1986       | 1944.2  | 4.6                      | 14.8                          | ⑤                     | 16.5                   | ⑥                    | 64.1                            |
| 墨西哥<br>Mexico                    | 1990       | 3118.8  | 9.2                      | 12.7                          | 10.7                  | 28.6                   | 19.9                 | 18.8                            |
| 巴西⑦<br>Brazil⑦                   | 1989       | 11015.7   | ③                        | 11.9                          | 5.5                   | 57.0                   | 6.9                  | 18.7                            |
| 阿根廷<br>Argentina                 | 1980       | 1491.4  | 6.1                      | 20.4                          | ⑤                     | 33.4                   | 33.0                 | 7.1                             |

注: ①25-69岁人口的文化构成。②包括在“小学毕业”栏内。③包括在“高中”栏内。④包括在“文盲及文化程度不明确者”栏内。⑤包括在“初中”栏内。⑥包括在小学“肄业”栏中。⑦10岁以上人口的文化构成。

Notes: ①Only refer to 25-69 age group. ②Included in the column of Completed of first level. ③Included in the column of second stage. ④Included in the column of No schooling. ⑤Included in the column of first stage.

⑥Included in the column of incompleted of first level. ⑦Refer to 10 years and over of age group.

附录4-42 教师及学生人数  
A4-42 NUMBER OF TEACHERS AND STUDENTS

国外资料来源:联合国教科文组织《统计年鉴》1993年。

Source: United Nations Educational, Scientific and Cultural Organization (Statistical Yearbook) 1993.

单位:万人

(10 000 persons)

| 国家和地区<br>Country or Area         | 大学①<br>Third Level① |                      | 中学②<br>Second Level② |                      | 小学<br>First Level     |                      |                       |
|----------------------------------|---------------------|----------------------|----------------------|----------------------|-----------------------|----------------------|-----------------------|
|                                  | 年份<br>Year          | 教师<br>Teaching Staff | 学生<br>Students       | 教师<br>Teaching Staff | 学生<br>Pupils Enrolled | 教师<br>Teaching Staff | 学生<br>Pupils Enrolled |
| 世界总计<br>World                    | 1991                | 474.3                |                      | 1859.9               |                       | 2431.8               |                       |
| 中国<br>China                      | 1991                | 39.1                 | 204.4                | 355.7                | 5226.8                | 553.2                | 12164.2               |
| 美国<br>United States              | 1991                | 82.4⑨                | 1436.1               | 104.2③               | 1258.3⑨               | 139.8④               | 2897.3⑨               |
| 日本<br>Japan                      | 1991                | 27.1⑨                | 288.7                | 65.2⑨                | 1114.4⑨               | 44.5                 | 915.7                 |
| 德国<br>Germany                    |                     |                      |                      |                      |                       |                      |                       |
| 前联邦德国<br>Fed. Rep.               | 1990                | 20.9                 | 179.9                | 42.9                 | 597.3                 | 14.4                 | 256.1                 |
| 前民主德国<br>Former DR               | 1989                | 4.3⑥                 | 43.9⑥                | 15.7                 | 140.6                 | 5.8                  | 95.8                  |
| 英国<br>United Kingdom             | 1990                | 8.6                  | 125.8                |                      | 433.6                 | 22.9                 | 453.2                 |
| 法国<br>France                     | 1991                |                      | 184.0                | 45.0                 | 561.5                 | 34.2                 | 411.0                 |
| 意大利<br>Italy                     | 1991                | 5.7                  | 153.3                | 59.1                 | 501.0                 | 25.5                 | 300.4                 |
| 加拿大<br>Canada                    | 1990                | 6.2                  | 191.7                | 16.4                 | 229.2                 | 15.5                 | 237.2                 |
| 澳大利亚<br>Australia                | 1991                | 2.9                  | 53.5                 | 10.3                 | 128.9                 | 9.7                  | 160.6                 |
| 原苏联<br>Former Soviet Union       | 1990                | 47.0                 | 525.3                |                      | 2109.0                | 309.5⑧               | 2563.3                |
| 原捷克斯洛伐克<br>Former Czechoslovakia | 1991                | 2.4                  | 17.7                 | 8.4                  | 84.9                  | 10.2                 | 189.8                 |
| 波兰<br>Poland                     | 1991                |                      | 53.6                 | 10.5                 | 196.5                 | 31.0                 | 521.8                 |
| 匈牙利<br>Hungary                   | 1991                | 1.7                  | 10.7                 |                      | 52.5                  | 8.9                  | 108.1                 |
| 罗马尼亚<br>Romania                  | 1991                | 1.2⑨                 | 16.5⑨                | 5.8                  | 120.9                 | 15.3                 | 260.9                 |
| 保加利亚<br>Bulgaria                 | 1991                | 2.4                  | 18.6                 | 2.9                  | 38.4                  | 6.2                  | 92.1                  |
| 原南斯拉夫<br>Former Yugoslavia       | 1990                | 2.7                  | 32.7                 | 14.1                 | 234.4                 | 6.1                  | 139.3                 |
| 印度<br>India                      | 1990                | 32.0④                | 480.6④               | 233.2⑦               | 5418.0⑦               | 163.7                | 9911.8                |
| 印度尼西亚<br>Indonesia               | 1991                | 7.6                  | 175.8                | 87.0⑥                | 1124.3⑥               | 128.6⑥               | 2993.4⑥               |
| 菲律宾<br>Philippines               | 1991                | 5.3⑥                 | 165.7                | 13.0                 | 420.8                 | 31.6                 | 1055.8                |
| 泰国<br>Thailand                   | 1990                | 5.2⑥                 | 95.2⑥                | 13.4                 | 239.7                 | 36.5⑥                | 646.5                 |
| 马来西亚<br>Malaysia                 | 1990                | 1.0                  | 12.1                 | 7.4                  | 142.0                 | 12.1                 | 245.6                 |
| 新加坡<br>Singapore                 | 1989                |                      |                      | 0.9⑦                 | 19.9⑦                 | 1.0                  | 25.8                  |
| 巴基斯坦<br>Pakistan                 | 1990                | 0.8④                 | 30.5④                | 20.9                 | 398.3                 | 21.8                 | 885.6                 |
| 缅甸<br>Myanmar                    | 1990                | 1.0                  | 12.1                 | 6.1⑤                 | 135.9⑤                | 13.7                 | 484.8                 |
| 孟加拉国<br>Bangladesh               | 1990                | 2.2                  | 43.4                 | 13.1                 | 359.3                 | 19.0                 | 1194.0                |
| 土耳其<br>Turkey                    | 1991                | 3.5                  | 81.1                 | 17.1                 | 398.7                 | 23.5                 | 687.9                 |
| 蒙古<br>Mongolia                   | 1991                | 0.3                  | 2.8                  | 1.4⑦                 | 25.7⑦                 | 0.6                  | 15.5                  |
| 韩国<br>Korea, Rep.                | 1991                | 7.7                  | 176.2                | 18.9                 | 445.8                 | 13.8                 | 475.9                 |
| 越南<br>Viet Nam                   | 1990                |                      |                      | 20.3⑨                | 365.2⑨                | 25.2                 | 886.2                 |
| 埃及<br>Egypt                      | 1990                | 3.2③                 | 70.8                 | 28.7                 | 550.7                 | 27.9                 | 696.4                 |
| 尼日利亚<br>Nigeria                  | 1991                | 2.0⑥                 | 33.6⑥                | 14.1                 | 312.3                 | 35.4                 | 1377.7                |
| 墨西哥<br>Mexico                    | 1990                | 13.4                 | 131.1                | 40.2                 | 670.4                 | 47.2                 | 1440.2                |
| 巴西<br>Brazil                     | 1991                | 13.3                 | 156.5                | 24.9                 | 355.9                 | 125.3                | 2874.2                |
| 阿根廷<br>Argentina                 | 1991                | 9.0                  | 107.7                | 27.8⑥                | 197.4⑥                | 27.5                 | 487.4                 |

注:①包括大学、专门学院和相当于专门学院的各种专科学校。②包括普通中学、中等师范学校、中等专业学校和职业中学。

③1985年数。④1986年数。⑤1987年数。⑥1988年数。⑦为普通中学。⑧包括部分普通中学。⑨1989年数。

Notes:①Including all universities, institutions and equivalent institutions and other third level educational institutions. ②Including general, teacher-training and vocational schools of second level. ③Data refer to 1985. ④Data refer to 1986. ⑤Data refer to 1987. ⑥Data refer to 1988. ⑦General schools. ⑧Including part of general middle schools. ⑨Data refer to 1989.



## 附录4-43 公共教育经费占国民生产总值比重①

## A4-43 PUBLIC EXPENDITURES ON EDUCATION AS PERCENTAGE OF THE GNP①

国外资料来源:联合国教科文组织《统计年鉴》1993年。

Source: United Nations Educational, Scientific and Cultural Organization《Statistical Yearbook》1993.

单位: %

(%)

| 国家和地区   | Country or Area       | 1980 | 1985 | 1989 | 1990 | 1991 |
|---------|-----------------------|------|------|------|------|------|
| 世界总计    | World                 | 5.1  | 5.0  |      | 5.0  | 5.1  |
| 中 国     | China                 | 3.3  | 3.6  |      |      |      |
| 美 国     | United States         | 6.7⑤ | 5.0  | 5.3  |      |      |
| 日 本     | Japan                 | 5.8  | 5.0  | 4.7  |      |      |
| 德 国     | Germany               |      |      |      |      |      |
| 前联邦德国   | Fed. Rep.             | 4.7  | 4.5  | 4.1  | 4.1  |      |
| 前民主德国②  | Former DR②            | 5.3  | 5.4  |      |      |      |
| 英 国     | United Kingdom        | 5.6  | 4.9  | 4.7  | 4.9  |      |
| 法 国     | France                | 5.0  | 5.8  | 5.4  | 5.4  | 5.8  |
| 意 大 利   | Italy                 | 4.4④ | 5.0  | 5.0⑦ | 3.2  | 3.1  |
| 加 拿 大⑤  | Canada⑤               | 7.4  | 7.1  | 7.1  | 7.4  |      |
| 澳大利亚    | Australia             | 5.5  | 5.6  | 5.1  | 5.4  |      |
| 原苏联③    | Former Soviet Union③  | 7.3  | 7.0  | 7.7  | 8.2  |      |
| 原捷克斯洛伐克 | Former Czechoslovakia | 4.0  | 4.2  | 4.4⑦ | 4.6  | 3.5⑧ |
| 波 兰     | Poland                | 3.3  | 4.9  | 3.8  | 4.9  | 4.6  |
| 匈 牙 利   | Hungary               | 4.7  | 5.5  | 6.0  | 6.1  |      |
| 罗马尼亚    | Romania               | 3.3  | 2.2  |      | 3.1  |      |
| 保加利亚    | Bulgaria              | 4.5  | 5.5  | 5.5  | 5.4  | 5.9  |
| 原南斯拉夫   | Former Yugoslavia     | 4.7  | 3.4  | 4.3  | 6.1  |      |
| 印 度     | India                 | 2.8  | 3.4  | 3.1  |      |      |
| 印度尼西亚   | Indonesia             | 1.7  |      |      |      |      |
| 菲 律 宾   | Philippines           | 1.7  | 1.4  | 2.9  | 2.9  | 3.0  |
| 泰 国     | Thailand              | 3.4  | 3.9  | 3.2⑦ | 3.8  |      |
| 马来西亚    | Malaysia              | 6.0  | 6.6  | 5.7  | 5.5  | 5.6  |
| 新 加 坡   | Singapore             | 2.8  | 4.4  | 3.4⑦ |      |      |
| 巴基斯坦    | Pakistan              | 2.0  | 2.5  |      |      |      |
| 孟加拉国    | Bangladesh            | 1.5  | 1.9  | 2.2  | 2.0  |      |
| 土 耳 其⑥  | Turkey⑥               | 2.8  | 2.3  | 1.8  | 3.1  | 3.3  |
| 韩 国     | Korea, Rep.           | 3.7  | 4.5  | 3.6  | 3.6  | 4.1  |
| 埃 及     | Egypt                 | 5.0  | 6.3  | 6.7  | 3.8⑥ |      |
| 尼日利亚    | Nigeria               | 5.5⑤ | 1.2  |      |      |      |
| 墨 西 哥   | Mexico                | 4.2⑤ | 3.9  | 3.5  | 4.1  | 4.5  |
| 巴 西     | Brazil                | 3.6  | 3.8  | 4.6  |      |      |
| 阿 根 廷   | Argentina             | 3.6  | 2.0  | 1.5  | 1.5  |      |

注: ①公共教育经费包括公共教育支出和政府对私人教育补助支出。教育经费包括日常经费和投资支出。②日常教育经费占物质生产净值的比重。③教育经费占物质生产净值的比重。④1979年数。⑤包括私人教育经费支出。⑥1990-1991年仅指中央政府经费支出占比,且不包括大学经费。⑦1988年数。⑧仅为教育部经费支出。⑨1988-1991年不包括大学经费支出。

Notes: ①Public expenditures on education refers to public expenditures on public education and subsidies for private education. The expenditures includes current expenditures and Capital expenditures. ②Current expenditures as % of net material product. ③Expenditure on education is calculated as % of net material product. ④Data refer to 1979. ⑤Including Expenditure on private on education. ⑥From 1990 to 1991, refer to the porportion of central government's expenditures only, and excluding expenditures on third level. ⑦Data refer to 1988. ⑧Data refer to expenditures of the Ministry of education only. ⑨For 1988-1991, expenditures on third level education is not included.

## 附录4-44 科技人员数

## A4-44 SCIENTIFIC AND TECHNICAL MANPOWER

国外资料来源:联合国教科文组织《统计年鉴》1993年。

Source: United Nations Educational, Scientific and Cultural Organization (Statistical Yearbook) 1993.

单位:人

(persons)

| 国家和地区<br>Country or Area         | 年份<br>Year | 科学家和工程师<br>人数<br>Potential<br>Scientists and<br>Engineers |               | 技术人员<br>数<br>Potential<br>Technicians |               |
|----------------------------------|------------|---|---------------|---------------------------------------|---------------|
|                                  |            |   | # 女<br>Female |                                       | # 女<br>Female |
| 中 国<br>China                     | 1992       | 17597000①   |               |                                       |               |
| 美 国<br>United States             | 1988       | 5286400④  |               |                                       |               |
| 日 本②<br>Japan②                   | 1987       | 8672000   | 1228000       | 4955000                               | 3069000       |
| 德 国<br>Germany                   |            |   |               |                                       |               |
| 前联邦德国<br>Fed. Rep.               | 1989       | 3040000   | 883000        | 2150000                               | 414000        |
| 前民主德国<br>Former DR               | 1988       | 626100  | 247700        | 1094700                               | 696800        |
| 法 国①<br>France①                  | 1975       | 1251610   | 409910        |                                       |               |
| 意 大 利②<br>Italy②                 | 1981       | 1175418   | 420694        | 3527943                               | 1436119       |
| 加 拿 大<br>Canada                  | 1986       | 1623045   | 638035        | 3063745                               | 1433685       |
| 澳 大 利 亚<br>Australia             | 1986       | 521027  | 184827        | 317112                                | 158908        |
| 原 苏 联<br>Former Soviet Union     | 1987       | 15530862  | 8470356       | 20161646                              | 13146876      |
| 原捷克斯洛伐克<br>Former Czechoslovakia | 1980       | 542706  | 191256        |                                       |               |
| 波 兰<br>Poland                    | 1988       | 1554600   | 677100        | 4841000                               | 2671000       |
| 匈 牙 利<br>Hungary                 | 1990       | 517650  | 232300        |                                       |               |
| 保 加 利 亚<br>Bulgaria              | 1986       | 323575  | 161918        | 690501                                | 391789        |
| 原南斯拉夫<br>Former Yugoslavia       | 1988       | 563312  |               | 432380                                |               |
| 印 度③<br>India③                   | 1990       | 2471400   |               | 639300                                |               |
| 印度尼西亚<br>Indonesia               | 1991       | 639006③   |               |                                       |               |
| 菲 律 宾<br>Philippines             | 1980       | 1770762   | 1006402       |                                       |               |
| 泰 国<br>Thailand                  | 1975       | 20288   |               | 47344                                 |               |
| 马来西亚<br>Malaysia                 | 1982       | 26000   | 3562          |                                       |               |
| 新 加 坡<br>Singapore               | 1980       | 38259   | 10246         | 25920                                 | 4769          |
| 巴基斯坦<br>Pakistan                 | 1990       | 287000  |               | 210000                                | 100000        |
| 孟加拉国<br>Bangladesh               | 1973       | 23500   |               | 40000                                 |               |
| 土 耳 其<br>Turkey                  | 1980       | 708000  | 163000        | 830000                                | 285000        |
| 韩 国<br>Korea, Rcp.               | 1981       | 94171   |               | 1931468                               |               |
| 埃 及<br>Egypt                     | 1990       | 1573118   |               | 8863831                               |               |
| 尼日利亚<br>Nigeria                  | 1980       | 22050   |               | 79550                                 |               |
| 巴 西<br>Brazil                    | 1980       | 1362206   | 668911        |                                       |               |
| 阿 根 廷<br>Argentina               | 1988       | 695000  | 278000        | 245000                                | 200000        |

注:①国有企事业单位专业技术人员数。②前三栏包括大学中具有资格的科学家、工程师和科技人员。③未包括社会科学和人文科学的科学家。④未包括法律、人文学科和教育方面的科学家。

Notes:①Refer to natural scientific and technical personnel in state-owned units.

②Data in columns 1-3 include persons with qualifications at ISCED level 3.

③Excluding data for social sciences and humanities.④Excluding data for law, humanities and education.

## 附录4-45 研究与开发经费

## A4-45 EXPENDITURES ON RESEARCH AND EXPERIMENTAL DEVELOPMENT

国外资料来源:联合国教科文组织《统计年鉴》1992年。

Source: United Nations Educational, Scientific and Cultural Organization《Statistical Yearbook》1992.

单位:各国本币

(national currency units)

| 国家和地区   | Country or Area          | 年份                   | 研究与开发经费占国民生产总值的% | 按人口平均的研究与开发费用 | 每一研究人员年平均费用                                    |
|---------|--------------------------|----------------------|------------------|---------------|--|
|         |                          | Year                 | as % of GNP (%)  | Per Capita    | Annual Average Per R & D Scientist or Engineer |
| 美国      | 美元 United States         | (Dollar) 1988        | 2.9              | 568.4         | 146700②  |
| 日本      | 日元 Japan                 | (Yen) 1988           | 2.8              | 86901.8       | 17284700                                       |
| 德国      | 德国 Germany               | (Deutsche mark)      |                  |               |  |
| 前联邦德国   | 西德马克 Fed. Rep.           | (Deutsche mark) 1987 | 2.9              | 937.6         | 345600   |
| 前民主德国   | 马克 Former DR             | (Mark) 1989          | 4.3①             | 728.8         | 93200  |
| 英国      | 英镑 United Kingdom        | (Pound) 1989         | 2.3              | 201.9         |  |
| 法国      | 法郎 France                | (Franc) 1988         | 2.3              | 2348.8        | 1134300  |
| 意大利     | 里拉 Italy                 | (Lire) 1988          | 1.1              | 232414.8      | 177479000                                      |
| 加拿大②    | 加元 Canada②               | (Dollar) 1989        | 1.4              | 326.0         | 140200   |
| 澳大利亚    | 澳元 Australia             | (Dollar) 1988        | 1.3              | 255.2         | 108600   |
| 原苏联     | 卢布 Former Soviet Union   | (Rouple) 1988        | 6.5①             | 133.5         | 24800  |
| 原捷克斯洛伐克 | 克朗 Former Czechoslovakia | (Koruna) 1989        | 3.3              | 1583.9        | 377600   |
| 波兰      | 兹罗提 Poland               | (Zloty) 1989         | 1.2              | 32222.0       | 37752700                                       |
| 匈牙利     | 福林 Hungary               | (Forint) 1989        | 2.0              | 3168.3        | 1636800  |
| 罗马尼亚    | 列伊 Romania               | (Lei) 1989           | 2.6              | 902.9         | 349700   |
| 保加利亚    | 列弗 Bulgaria              | (Leva) 1989          | 2.7              | 115.9         |  |
| 南斯拉夫    | 第纳尔 Former Yugoslavia    | (New dinar) 1988     | 1.4              | 91060.5       | 61893400                                       |
| 印度      | 卢比 India                 | (Rupee) 1988         | 0.9              | 42.4          | 291700②  |
| 印度尼西亚   | 卢比 Indonesia             | (Rupiah) 1988        | 0.2              | 1461.0        | 8093000  |
| 菲律宾     | 比索 Philippines           | (Peso) 1984          | 0.1              | 11.4          | 127000   |
| 泰国      | 铢 Thailand               | (Baht) 1987          | 0.2              | 50.0          | 481000   |
| 马来西亚    | 林吉特 Malaysia             | (Ringgit) 1989       | 0.1              | 5.6           | 17600②   |
| 新加坡     | 新加坡元 Singapore           | (Dollar) 1987        | 0.9              | 143.1         | 111500   |
| 巴基斯坦    | 卢比 Pakistan              | (Rupee) 1987         | 1.0              | 50.6          | 840500②  |
| 土耳其     | 里拉 Turkey                | (Lira) 1985          | 0.7              | 3822.9        | 17068600                                       |
| 韩国      | 韩圆 Korea, Rep.           | (Won) 1988           | 1.9              | 55756.2       | 41506800                                       |
| 埃及      | 埃镑 Egypt                 | (Pound) 1982         | 0.2              | 0.9           |  |
| 尼日利亚    | 奈拉 Nigeria               | (Naira) 1987         | 0.1              | 0.9           | 64500  |
| 墨西哥     | 比索 Mexico                | (New peso) 1989      | 0.2              | 12107.6       |  |
| 巴西      | 克鲁赛罗 Brazil              | (Cruzeiro) 1985      | 0.4              | 39763.8       | 101971900                                      |
| 阿根廷     | 奥斯特拉尔 Argentina          | (Austral) 1988       | 0.4              | 110.0         | 312700   |

注:①研究与开发经费占物质生产净值的比重。②估计数。

Notes ① Expenditures on R &amp; D as % of net material product. ② Estimate.

## 附录4-46 平均每一医生服务人口数

## A4-46 POPULATION PER PHYSICIAN

国外资料来源：世界银行《1992年世界发展报告》、亚太经社会《亚太统计数字》1993年。  
Source: The World Bank《World development Report》1993, Economic and social Commission for Asia and the Pacific  
《Asia-Pacific in Figures》1993.

单位：人

(persons)

| 国家和地区   | Country or Area       | 1980  | 1988 | 1989 | 1990 |
|---------|-----------------------|-------|------|------|------|
| 中 国     | China                 | 855   | 685  | 658  |      |
| 美 国     | United States         | 549   |      |      | 420  |
| 日 本     | Japan                 | 748   | 608  |      | 610  |
| 德 国     | Germany               |       |      |      |      |
| 前联邦德国   | Fed. Rep.             | 442   |      |      | 370  |
| 前民主德国   | Former DR             | 494   |      |      |      |
| 英 国     | United Kingdom        | 626③  |      |      |      |
| 法 国     | France                | 580②  |      |      | 350  |
| 意 大 利   | Italy                 | 346③  |      |      | 210  |
| 加 拿 大   | Canada                | 550③  |      |      | 450  |
| 澳 大 利 亚 | Australia             | 559   |      |      |      |
| 原 苏 联   | Former Soviet Union   | 265   |      |      |      |
| 原捷克斯洛伐克 | Former Czechoslovakia | 363   |      |      | 310  |
| 波 兰     | Poland                | 574③  |      |      | 490  |
| 匈 牙 利   | Hungary               | 347   |      |      | 340  |
| 罗 马 尼 亚 | Romania               | 678   |      |      | 560  |
| 保 加 利 亚 | Bulgaria              | 407   |      |      | 320  |
| 原南斯拉夫   | Former Yugoslavia     | 679   |      |      | 530  |
| 印 度     | India                 | 2569  |      | 2203 | 2165 |
| 印度尼西亚   | Indonesia             | 11408 | 7438 | 6786 | 7030 |
| 菲 律 宾   | Philippines           | 6656  | 6104 |      | 8120 |
| 緬 甸     | Myanmar               | 4595  | 3258 | 3284 | 3365 |
| 泰 国     | Thailand              | 6755  | 4843 | 4343 | 5000 |
| 马 来 西 亚 | Malaysia              | 3563  | 2700 | 2638 | 2700 |
| 新 加 坡   | Singapore             | 1220  | 837  | 791  | 820  |
| 巴 基 斯 坦 | Pakistan              | 3482  | 2263 | 2127 | 2940 |
| 孟 加 拉 国 | Bangladesh            | 8195  |      | 5954 | 5762 |
| 韩 国     | Korea, Rep.           | 1689  | 1005 | 938  | 1370 |
| 越 南     | Viet Nam              | 4164  | 2992 | 2904 | 2916 |
| 埃 及     | Egypt                 | 815①  |      |      | 1320 |
| 尼 日 利 亚 | Nigeria               | 9591  |      |      |      |
| 墨 西 哥   | Mexico                | 1260  |      |      |      |
| 巴 西     | Brazil                | 1139  |      |      |      |
| 阿 根 廷   | Argentina             | 420②  |      |      |      |

注：①1981年数字。②1977年数字。③1979年数字。

Note: ①Data refer to 1981. ②Data refer to 1977. ③Data refer to 1979.

附录4-47 交通事故  
A4-47 TRAFFIC ACCIDENTS

国外资料来源:日本《国际统计要览》1994年。  
Source: Japan《International Statistical Survey》1994.

| 国家和地区   | Country or Area       | 年份   | 事故件数①<br>(件)<br>Number of<br>Accidents<br>(pieces) | 受伤人数<br>(人)<br>Persons<br>Injured<br>(persons) | 死亡人数②<br>(人)<br>Persons<br>Killed<br>(persons) | 事故率③<br>(%)<br>Rate of<br>Accidents<br>(%) |
|---------|-----------------------|------|--|--|--|--|
| 中 国     | China                 | 1992 | 228326   | 144021   | 58723  |  |
| 美 国     | United States         | 1990 | 2540946  | 3600307  | 44529  | 74   |
| 日 本     | Japan                 | 1991 | 662388   | 810245   | 11105  | 105  |
| 德 国     | Germany               |      |  |  |  |  |
| 前联邦德国   | Fed. Rep.             | 1990 | 340043   | 448158   | 7906   | 74   |
| 英 国     | United Kingdom        | 1990 | 254593   | 341592   | 5373   | 84⑦  |
| 法 国     | France                | 1991 | 148890   | 205968   | 9617   | 35   |
| 意 大 利   | Italy                 | 1989 | 160828   | 216329   | 6410   | 46   |
| 加 拿 大   | Canada                | 1990 | 182294   | 261139   | 3957   | 145⑤                                       |
| 澳大利亚    | Australia             | 1991 | 25404④   | 29705④   | 2112   |  |
| 原 苏 联   | Former Soviet Union   | 1988 | 272268   | 297605   | 47197  |  |
| 原捷克斯洛伐克 | Former Czechoslovakia | 1991 | 28991  | 37345  | 1808   |  |
| 波 兰     | Poland                | 1991 | 54038  | 65242  | 7901   | 56④  |
| 匈 牙 利   | Hungary               | 1989 | 24367  | 32052  | 2162   | 63   |
| 罗马尼亚    | Romania               | 1991 | 8948   | 7789   | 3078   | 0⑧   |
| 保加利亚    | Bulgaria              | 1990 | 6478   | 6824   | 1567   |  |
| 原南斯拉夫   | Former Yugoslavia     | 1990 | 45798  | 61426  | 4619   |  |
| 印 度     | India                 | 1991 | 291270   | 254234   | 56525  |  |
| 印度尼西亚   | Indonesia             | 1986 | 38027  | 54276  | 9714   | 2  |
| 非 律 宾   | Philippines           | 1988 | 14799  | 14799  | 922  |  |
| 泰 国     | Thailand              | 1991 | 43966  | 19458  | 6319   | 88⑥  |
| 马来西亚    | Malaysia              | 1989 | 75626  | 26947  | 3090   |  |
| 新 加 坡   | Singapore             | 1991 | 6834   | 6591   | 243  |  |
| 巴基斯坦    | Pakistan              | 1988 | 11819  | 13840  | 5281   |  |
| 土 耳 其   | Turkey                | 1991 | 56736  | 90781  | 6256   | 199  |
| 韩 国     | Korea, Rep.           | 1988 | 225062   | 287739   | 11563  | 881  |
| 墨 西 哥   | Mexico                | 1991 | 18337  | 43000  | 5700   | 32⑥  |
| 巴 西     | Brazil                | 1990 | 61239  | 31498  | 5255   |  |

注: ①不包括货物损害事故。②指交通事故发生后30天以内死亡人数。③指每1亿车公里发生的事故数。④为1988年数。  
⑤为1987年数。⑥为1990年数。⑦为1989年数。

Notes: ①Excluding accidents caused by cargo. ②With in 30 days after the accidents happening.

③Refer to the rate of accidents per 100 million km. ④For 1988. ⑤For 1987. ⑥For 1990. ⑦For 1989.

# 中国统计出版社

## 最新统计资料书简目

### ★全国系列统计资料★

《'94 中国发展报告》  
《中国统计摘要-1994》  
《中国工业经济统计年鉴-1993》  
《中国农村统计年鉴-1993》  
《中国人口统计年鉴-1994》  
《中国市场统计年鉴-1993》  
《中国生产资料市场统计年鉴-1993》  
《中国经济科学年鉴-1993》  
《中国社会统计资料-1993》  
《国际经济和社会统计提要-1993》  
《全国主要社会经济指标排序年鉴-1993》  
《环渤海：东北亚的黄金地带》

《新疆统计年鉴-1994》  
《唐山统计年鉴-1994》  
《张家口社会经济统计年鉴-1994》  
《呼和浩特统计年鉴-1994》  
《阜新年鉴-1994》  
《沈阳年鉴-1994》  
《长春经济统计年鉴-1994》  
《延吉统计年鉴-1994》  
《龙井社会经济统计年鉴-1994》  
《齐齐哈尔统计年鉴-1994》  
《哈尔滨统计年鉴-1994》  
《双鸭山社会经济统计年鉴-1994》  
《建三江农垦统计年鉴-1994》  
《黑龙江垦区统计年鉴-1994》  
《浦东新区统计年鉴-1994》  
《苏州统计年鉴-1994》  
《常州统计年鉴-1994》  
《无锡统计年鉴-1994》  
《福州经济年鉴-1994》  
《厦门统计年鉴-1994》  
《厦门经济特区年鉴-1994》  
《九江统计年鉴-1994》  
《青岛统计年鉴-1994》  
《济南统计年鉴-1994》  
《潍坊统计年鉴-1994》  
《东营统计年鉴-1994》  
《泰安统计年鉴-1994》  
《三门峡统计年鉴-1994》  
《洛阳统计年鉴-1994》  
《平顶山统计年鉴-1994》  
《漯河统计年鉴-1994》  
《衡阳社会经济统计年鉴-1994》  
《深圳统计年鉴-1994》  
《广州统计年鉴-1994》  
《惠州统计年鉴-1994》  
《桂林经济社会统计年鉴-1994》  
《柳州统计年鉴-1994》  
《重庆统计年鉴-1994》  
《西安统计年鉴-1994》  
《天水统计年鉴-1994》  
《吐鲁番统计年鉴-1994》  
《奎屯统计年鉴-1994》  
《新疆生产建设兵团统计年鉴-1994》  
《巴音郭楞统计年鉴-1994》

### ★地方系列统计资料★

《北京统计年鉴-1994》  
《天津统计年鉴-1994》  
《河北经济统计年鉴-1994》  
《山西统计年鉴-1994》  
《内蒙古统计年鉴-1994》  
《辽宁年鉴-1994》  
《辽宁统计年鉴-1994》  
《吉林统计年鉴-1994》  
《黑龙江经济统计年鉴-1994》  
《上海统计年鉴-1994》  
《江苏统计年鉴-1994》  
《浙江统计年鉴-1994》  
《安徽统计年鉴-1994》  
《福建统计年鉴-1994》  
《江西统计年鉴-1994》  
《山东统计年鉴-1994》  
《河南统计年鉴-1994》  
《湖北统计年鉴-1994》  
《湖南统计年鉴-1994》  
《广东统计年鉴-1994》  
《广西统计年鉴-1994》  
《海南统计年鉴-1994》  
《四川统计年鉴-1994》  
《贵州统计年鉴-1994》  
《云南统计年鉴-1994》  
《西藏统计年鉴-1994》  
《陕西统计年鉴-1994》  
《甘肃年鉴-1994》  
《青海统计年鉴-1994》  
《宁夏统计年鉴-1994》

邮购办法：请从邮局汇款（勿用电汇），邮挂包装费按书价的15%计算。

邮购地点：北京阜外北礼上路北营房东里13号中国统计出版社发行部。

邮政编码：100037 电话：8322865