

Puerto Rico

1997

Issued December 2000

OA97E-1

**1997 Economic Census of Outlying Areas**

*Wholesale Trade, Retail Trade, Service Industries*


Geographic Area Statistics



**U S C E N S U S B U R E A U**

*Helping You Make Informed Decisions*

U.S. Department of Commerce  
Economics and Statistics Administration  
U.S. CENSUS BUREAU



## ACKNOWLEDGMENTS

Many persons participated in the various activities of the 1997 Economic Census of Outlying Areas, Puerto Rico. The Economic Planning and Coordination Division, **Lawrence A. Blum**, Assistant Chief for Collection Activities assisted by **B.J. Fitzpatrick**, Chief, Mailout and Data Capture Branch, was responsible for developing the systems and procedures for mailout, receipts, and data capture.

**Shirin A. Ahmed**, Assistant Chief for Post-Collection Processing, was responsible for edit procedures and designing the interactive analytical software. Design and specifications were prepared under the supervision of **Dennis L. Shoemaker**, Chief, Census Processing Branch, assisted by **John D. Ward**. Primary staff assistance was provided by **Sonya P. Curcio**, **Richard W. Graham**, and **Cheryl E. Merkle**. The Economic Product Team, with primary contributions from **Andrew W. Hait** assisted by **Robert A. Swartz** was responsible for the development of the system to disseminate 1997 Economic Census reports.

Company Statistics Division prepared this report. **Ruth A. Runyan**, Assistant Chief for Surveys and Programs was responsible for the overall planning, management, and coordination. Planning and implementation were under the direction of **Eddie J. Salyers**, Chief, Economic Census Branch, assisted by **Irma F. Harahush** and **Aida Margarita Sole**, Section Chiefs. Primary staff assistance was provided by **Lillyana J. Najafzadeh**, **Victor X. Souphom**, and **James W. McFarland**.

Mathematical and statistical techniques were provided by **Ruth E. Detlefsen**, Assistant Chief for Research and Methods, assisted by **Carol V. Caldell**, Chief, Statistical Research and Methods Branch. **Amy M. Newman-Smith** provided primary staff assistance.

The staff of the National Processing Center, **Judith N. Petty**, Chief, assisted by **Mark T. Grice**, Assistant Chief for Processing, performed mailout preparation,

receipt operations, and clerical and analytical review activities. Preparations and planning were under the direction of **Matthew P. Aulbach**, Chief, Census Operations Branch, assisted by **Denise D. Anderson** and **Grant G. Goodwin**, Section Chiefs. Additional assistance was provided by **Teresa A. Branstetter**, **Remona F. Gilbert**, and **Arthur B. Stewart**.

The Economic Statistical Methods and Programming Division, **Charles P. Pautler Jr.**, Chief, assisted by **Martin S. Harahush**, Assistant Chief for Quinquennial Programs, developed and implemented computer processing systems. **Robert S. Jewett**, and **Barbara L. Lambert** assisted by **Lisa R. Draper** provided special computer processing. **William C. Wester**, Chief, Services Branch, assisted by **David H. Hiller**, **Dennis P. Kelly**, and **Jeffrey S. Rosen**, supervised the preparation of computer programs. Additional programming assistance was provided by **Donell D. Barnes**, **Gilbert J. Flodine**, and **Sarah J. Presley**.

The International Programs Center, **Peter O. Way**, Chief, assisted by **Robert D. Bush**, Chief, Training and Technical Assistance Branch, supervised the preparation of computer programs. **Michael T. Stroot** provided special computer processing.

**Kim D. Ottenstein**, **Bernadette J. Gayle**, **Crystal M. Pate**, and **Laurene V. Qualls** of the Administrative and Customer Services Division, **Walter C. Odom**, Chief, provided publications and printing management, graphics design and composition, and editorial review for print and electronic media. General direction and production management were provided by **Michael G. Garland**, Assistant Chief, and **Gary J. Lauffer**, Chief, Publications Services Branch.

Special acknowledgment is also due the many businesses whose cooperation has contributed to the publication of these data.

---

Puerto Rico

1997

Issued December 2000

OA97E-1

**1997 Economic Census of Outlying Areas**  
*Wholesale Trade, Retail Trade, Service Industries*  
Geographic Area Statistics



**U.S. Department of Commerce**

**Norman Y. Mineta,**

Secretary

**Robert L. Mallett,**

Deputy Secretary

**Economics  
and Statistics  
Administration**

**Robert J. Shapiro,**

Under Secretary for  
Economic Affairs

**U.S. CENSUS BUREAU**

**Kenneth Prewitt,**

Director

---



**Economics  
and Statistics  
Administration**

**Robert J. Shapiro,**  
Under Secretary  
for Economic Affairs



**U.S. CENSUS BUREAU**

**Kenneth Prewitt,**  
Director

**William G. Barron,**  
Deputy Director

**Paula J. Schneider,**  
Principal Associate Director  
for Programs

**Frederick T. Knickerbocker,**  
Associate Director  
for Economic Programs

**Thomas L. Mesenbourg,**  
Assistant Director  
for Economic Programs

**John P. Govoni,**  
Chief, Economic Planning  
and Coordination Division

**Ewen M. Wilson,**  
Chief, Company Statistics  
Division

## CONTENTS

Introduction .....	1
Map .....	7
<b>FIGURES</b>	
<b>Wholesale Trade</b>	
1. Sales by Industry Group: 1997 and 1992 .....	9
2. Percent Change in Sales and Payroll by Industry Group: 1992 to 1997 .....	10
3. Selected Municipios Ranked by Sales: 1997 .....	11
4. Annual Payroll per Employee by Industry Group: 1997 and 1992 .....	12
<b>Retail Trade</b>	
1. Sales by Major Group: 1997 and 1992 .....	37
2. Percent Change in Sales and Payroll by Major Group: 1992 to 1997 .....	38
3. Selected Municipios Ranked by Sales: 1997 .....	39
4. Annual Payroll per Employee by Major Group: 1997 and 1992 ..	40
<b>Service Industries</b>	
1. Receipts by Selected Major Group: 1997 and 1992 .....	111
2. Percent Change in Receipts and Payroll by Selected Major Group: 1992 to 1997 .....	112
3. Selected Municipios Ranked by Receipts: 1997 .....	113
4. Annual Payroll per Employee by Selected Major Group: 1997 and 1992 .....	114
5. Percent Distribution of Total Receipts by Commercial Region: 1997 .....	115
6. Percent Distribution of Sources of Receipts for Hotels, Paradores, and Motels: 1997 .....	115
<b>TABLES</b>	
<b>Wholesale Trade</b>	
1. Summary Statistics: 1997 .....	13
2. Comparative Statistics for Establishments, Sales, and Payroll: 1997 and 1992 .....	14
3. Comparative Statistics and Selected Ratios: 1997 and 1992 ..	15
4. Summary Statistics for Commercial Regions: 1997 .....	16
5. Statistics for Municipios: 1997 .....	20
6. Sales Size of Establishments: 1997 .....	21
7. Employment Size of Establishments: 1997 .....	26
8. Legal Form of Organization: 1997 .....	30
9. Employment by Activity and Kind of Business: 1997 .....	33
10. Class of Customer by Kind of Business: 1997 .....	34
11. Inventory Storage Space by Kind of Business: 1997 .....	35

## CONTENIDO

Introducción.....	1
Mapa.....	8
<b>GRÁFICAS</b>	
<b>Comercio al por Mayor</b>	
1. Ventas Según los Tipos de Negocios: 1997 y 1992.....	9
2. Cambio en el Por Ciento de Ventas y Nómina Según los Tipos de Negocios: 1992 a 1997 .....	10
3. Selección de Municipios Ordenados Según las Ventas: 1997 ..	11
4. Nómina Anual por Empleado Según los Tipos de Negocios: 1997 y 1992 .....	12
<b>Comercio al por Menor</b>	
1. Ventas Según los Grupos Principales: 1997 y 1992 .....	37
2. Cambio en el Por Ciento de Ventas y Nómina Según los Grupos Principales: 1992 a 1997 .....	38
3. Selección de Municipios Ordenados Según las Ventas: 1997 ..	39
4. Nómina Anual por Empleado Según los Grupos Principales: 1997 y 1992 .....	40
<b>Industrias de Servicio</b>	
1. Ingresos para una Selección de Grupos Principales: 1997 y 1992 .....	111
2. Cambio en el Por Ciento de Ingresos y Nómina para una Selección de Grupos Principales: 1992 a 1997 .....	112
3. Selección de Municipios Ordenados Según los Ingresos: 1997 .....	113
4. Nómina Anual por Empleado para una Selección de Grupos Principales: 1997 y 1992 .....	114
5. Distribución del Por Ciento del Ingreso Total Según las Regiones Comerciales: 1997 .....	115
6. Distribución del Por Ciento de las Fuentes Principales de Ingresos para Hoteles, Paradores y Moteles: 1997 .....	115
<b>TABLAS</b>	
<b>Comercio al por Mayor</b>	
1. Estadísticas Sumarias: 1997 .....	13
2. Estadísticas Comparativas sobre Establecimientos, Ventas y Nóminas: 1997 y 1992.....	14
3. Estadísticas Comparativas y Proporciones Seleccionadas: 1997 y 1992 .....	15
4. Estadísticas Sumarias sobre Regiones Comerciales: 1997 ....	16
5. Estadísticas sobre Municipios: 1997 .....	20
6. Volumen de Ventas de los Establecimientos: 1997 .....	21
7. Volumen de Empleo de los Establecimientos: 1997 .....	26
8. Tipo de Organización Jurídica: 1997 .....	30
9. Empleo por Actividad y Tipo de Negocio: 1997 .....	33
10. Clase de Cliente Según el tipo de Negocio: 1997 .....	34
11. Espacio Utilizado como Almacén de Inventario Según el Tipo de Negocio: 1997 .....	35

TABLES—Con.

Retail Trade

1.	Summary Statistics: 1997 .....	41
2.	Comparative Statistics for Establishments, Sales, and Payroll: 1997 and 1992 .....	43
3.	Comparative Statistics and Selected Ratios: 1997 and 1992 ...	45
4.	Summary Statistics for Commercial Regions: 1997 .....	47
5.	Statistics for Municipios: 1997 .....	56
6.	Kind-of-Business Groups for Municipios: 1997 .....	57
7.	Sales Size of Establishments: 1997 .....	69
8.	Employment Size of Establishments: 1997 .....	71
9.	Legal Form of Organization: 1997 .....	73
10.	Class of Customer by Kind of Business: 1997 .....	75
11.	Summary Statistics by Mall or Shopping Center Location for Commercial Regions: 1997 .....	76
12.	Floor Space by Selected Kind of Business for Commercial Regions: 1997 .....	87
13.	Franchise Holders by Selected Kind of Business for Commercial Regions: 1997 .....	89
14.	Floor Space by Selected Kind of Business and Mall or Shopping Center Location for Selected Commercial Regions: 1997 .....	93
15.	Franchise Holders by Selected Kind of Business and Mall or Shopping Center Location for Selected Commercial Regions: 1997 .....	97
16.	Summary Statistics by Mall or Shopping Center Location for Municipios: 1997 .....	106

Service Industries

1.	Summary Statistics: 1997 .....	117
2.	Comparative Statistics for Establishments, Receipts, and Payroll: 1997 and 1992 .....	120
3.	Comparative Statistics and Selected Ratios: 1997 and 1992 ...	122
4.	Summary Statistics for Commercial Regions: 1997 .....	124
5.	Statistics for Municipios: 1997 .....	135
6.	Kind-of-Business Groups for Municipios: 1997 .....	136
7.	Receipt Size of Establishments: 1997 .....	150
8.	Employment Size of Establishments: 1997 .....	153
9.	Legal Form of Organization: 1997 .....	156
10.	Summary Statistics by Mall or Shopping Center Location for Commercial Regions: 1997 .....	158
11.	Summary Statistics by Mall or Shopping Center Location for Municipios: 1997 .....	170
12.	Guest Rooms and Major Sources of Receipts, for Hotels, Paradores, and Motels by Commercial Regions: 1997 .....	175
13.	Major Sources of Receipts by Room Size for Hotels, Paradores, and Motels: 1997 .....	177
14.	Major Sources of Receipts by Receipts Size for Hotels, Paradores, and Motels: 1997 .....	177
15.	Tourist Encouragement Law: 1997 .....	177

APPENDIXES

A.	Explanation of Terms .....	A-1
B.	Report Form and Information Sheet .....	B-1
C.	Industries Included in the 1997 Economic Census of Puerto Rico—Wholesale Trade, Retail Trade, and Service Industries .....	C-1

PUBLICATION PROGRAM—Inside Back Cover

TABLAS—Con.

Comercio al por Menor

1.	Estadísticas Sumarias: 1997 .....	41
2.	Estadísticas Comparativas sobre Establecimientos, Ventas y Nóminas: 1997 y 1992.....	43
3.	Estadísticas Comparativas y Proporciones Seleccionadas: 1997 y 1992 .....	45
4.	Estadísticas Sumarias sobre Regiones Comerciales: 1997 ....	47
5.	Estadísticas sobre Municipios: 1997 .....	56
6.	Grupos de Tipos de Negocios Según el Municipio: 1997 .....	57
7.	Volumen de Ventas de los Establecimientos: 1997 .....	69
8.	Volumen de Empleo de los Establecimientos: 1997 .....	71
9.	Tipo de Organización Jurídica: 1997 .....	73
10.	Clase de Cliente Según el Tipo de Negocio: 1997 .....	75
11.	Estadísticas Sumarias Según la Localización del Negocio Dentro de un "Mall" o Centro Comercial para Regiones Comerciales: 1997 .....	76
12.	Espacio Según Ciertos Tipos de Negocios para Regiones Comerciales: 1997 .....	87
13.	Operarios de Franquicias Según Ciertos Tipos de Negocios para Regiones Comerciales: 1997 .....	89
14.	Espacio Según Ciertos Tipos de Negocios y Localización del Negocio dentro de un "Mall" o Centro Comercial para Ciertas Regiones Comerciales: 1997 .....	93
15.	Operarios de Franquicias Según Ciertos Tipos de Negocios y Localización del Negocio dentro de un "Mall" o Centro Comercial para Ciertas Regiones Comerciales: 1997 .....	97
16.	Estadísticas Sumarias Según la Localización del Negocio Dentro de un "Mall" o Centro Comercial para Municipios: 1997.....	106

Industrias de Servicio

1.	Estadísticas Sumarias: 1997 .....	117
2.	Estadísticas Comparativas sobre Establecimientos, Ventas y Nóminas: 1997 y 1992.....	120
3.	Estadísticas Comparativas y Proporciones Seleccionadas: 1997 y 1992 .....	122
4.	Estadísticas Sumarias sobre Regiones Comerciales: 1992 ....	124
5.	Estadísticas sobre Municipios: 1997 .....	135
6.	Grupos de Tipos de Negocios Según el Municipio: 1997 .....	136
7.	Volumen de Ingresos de los Establecimientos: 1997.....	150
8.	Volumen de Empleo de los Establecimientos: 1997 .....	153
9.	Tipo de Organización Jurídica: 1997 .....	156
10.	Estadísticas Sumarias Según la Localización del Negocio Dentro de un "Mall" o Centro Comercial para Regiones Comerciales: 1997 .....	158
11.	Estadísticas Sumarias Según la Localización del Negocio Dentro de un "Mall" o Centro Comercial para Municipios: 1997.....	170
12.	Número de Habitaciones y Fuentes Principales de Ingresos de Hoteles, Paradores, y Moteles para Regiones Comerciales: 1997.....	175
13.	Fuentes Principales de Ingresos Según el Número de Habitaciones para Hoteles, Paradores, y Moteles: 1997.....	177
14.	Fuentes Principales de Ingresos Según el Volumen de Ingresos de Hoteles, Paradores y Moteles: 1997 .....	177
15.	Ley de Incentivos Turísticos: 1997 .....	177

APÉNDICES

A.	Explicación de los Términos .....	A-1
B.	Cuestionario y la Hoja de Información .....	B-1
C.	Industrias Incluidas en los Censos Económicos de Puerto Rico de 1997—Comercio al Por Mayor, Comercio al Por Menor y las Industrias de Servicio .....	C-1

Programa de Publicación—Dentro de la contraportada



# Introduction

# Introducción

## HISTORY OF THE ECONOMIC CENSUS

Economic censuses were conducted in Puerto Rico beginning with a census of manufactures for 1909 and continuing at 10-year intervals through 1949, excepting 1929. Wholesale and retail trades and service industries were included as part of the economic censuses for 1939. Starting with 1949 through 1997, the censuses of wholesale and retail trades and service industries have been conducted concurrently with the census of manufactures. The census of construction industries has been included since 1967. Congress has authorized the economic censuses to be taken at 5-year intervals covering years ending in 2 and 7.

## USES OF THE CENSUS

The economic census provides essential information for government, business, industry, and the general public and is the primary source of facts about the structure and function of the economy. The census furnishes an important part of the framework for such composite measures as the net income and gross product of Puerto Rico. In forecasting and planning, censuses are especially useful in analyzing the gross product in terms of the transactions that determine its size and composition. The economic census also provides weights and a benchmark for indices of industrial production, productivity, and price, all of which are essential for understanding current economic developments.

Commonwealth and municipal governments use census data to assess business activities within their jurisdictions. The private sector uses the data to forecast general economic conditions; analyze sales performance; lay out sales territories; allocate funds for advertising; decide on locations for new plants, warehouses, or stores; and measure potential markets in terms of size, geographic areas, kinds of business, and kinds of products made or sold.

## AUTHORITY

The 1997 Economic Census is authorized by an act of the U.S. Congress, Title 13, U.S. Code, sections 131, 191, and 224, and by an act of the Legislature of the Commonwealth of Puerto Rico, Law No. 11, approved March 27, 1950. The census of 1997 covered manufacturing, construction industries, wholesale trade, retail trade, and service industries. The next economic census of Puerto Rico is scheduled to be taken in 2003 covering the year 2002.

## HISTORIA DEL CENSO ECONÓMICO

El censo de manufactura de 1909 marcó el comienzo del censo económico en Puerto Rico, que hasta 1949 se realizó a intervalos de 10 años exceptuando el año 1929. Las actividades del comercio al por mayor y al por menor, al igual que las de las industrias de servicios fueron incluidas como parte del censo económico de 1939. Por primera vez en 1949 hasta 1997, los censos de comercio al por mayor, comercio al por menor e industrias de servicios fueron tomados al mismo tiempo que el censo de manufactura. El censo de las industrias de construcción ha estado incluido desde 1967. El Congreso ha dado su autorización para que los censos económicos se realicen cada 5 años, cubriendo los años que terminan en 2 y 7.

## USOS DEL CENSO

El censo económico provee información esencial para el gobierno, el comercio, la industria y el público en general y es la fuente principal de datos acerca de la estructura y función de la economía. El censo proporciona una parte importante del sistema mediante el cual se preparan estimados compuestos, tales como el ingreso neto y el producto bruto de Puerto Rico. Los censos son particularmente útiles en las etapas de proyección y planificación, durante las cuales se analiza el producto bruto en términos de las transacciones que determinan su volumen y composición. El censo económico provee además las ponderaciones y las cifras de referencia que se utilizan en la elaboración de índices de precios, productividad y producción industrial, los cuales son esenciales para comprender el desarrollo económico actual.

Tanto el gobierno del Estado Libre Asociado como los gobiernos municipales utilizan los datos censales para evaluar las actividades comerciales que tienen lugar dentro de sus respectivas jurisdicciones. El sector privado emplea dichos datos para pronosticar la situación económica en general; analizar el volumen de ventas; determinar las regiones donde llevarán a cabo sus actividades comerciales; asignar fondos con fines publicitarios; determinar la localización de nuevas tiendas, plantas o almacenes; y medir mercados potenciales en lo que respecta a tamaño, áreas geográficas, clases de actividades comerciales y clases de productos vendidos o manufacturados.

## AUTORIZACIÓN

El Censo Económico de 1997 es requerido por una ley del Congreso de los EE.UU.-secciones 131, 191 y 224, título 13 del Código de los EE.UU.-y por la Ley No. 11 de la Legislatura del Estado Libre Asociado de Puerto Rico, que fuera aprobada el 27 de marzo de 1950. El Censo Económico de 1997 abarcó las industrias de construcción, manufactura, comercio al por mayor, comercio al por menor y servicios. El próximo censo económico de Puerto Rico se llevará a cabo en 2003 a fin de cubrir el año 2002.

---

## CENSUS DISCLOSURE RULES

In accordance with federal law governing census reports, no data are published that would disclose the operations of an individual establishment or business. However, the number of establishments in a kind-of-business classification is not considered a disclosure, so this information may be released even though other information is withheld.

## COMPARABILITY OF DATA

The 1992 and 1997 Economic Censuses data were collected under similar conditions and procedures except for the following:

**Lottery and horse race betting agencies.** Data for lottery and horse race betting agencies are not included in the Services Sector of the 1997 Economic Census of Puerto Rico. Starting in 1992, the inclusion of nonemployer businesses in the Retail Trade and Service Industries sectors of the Economic Census of Puerto Rico was discontinued. Only those businesses subject to Federal Insurance Contributions Act (FICA) taxes (i.e., with paid employees) were included. Data collection for lottery and horse race betting agencies was discontinued because these businesses are considered nonemployer businesses and the data are available from the Puerto Rico Government.

## SCOPE AND CLASSIFICATION

This report includes data from all employer establishments (establishments with payroll) primarily engaged in wholesale trade, retail trade, and service industries as defined in the *Standard Industrial Classification Manual: 1987*<sup>1</sup> (SIC). This is the system of industrial classification developed over a period of years by experts on classification in government and private industry under the guidance of the Office of Management and Budget.

Establishments were classified on the basis of their self-designation, answers to questions on sales by commodity and merchandise lines, and other inquiries.

**Wholesale trade (SIC's 50 and 51).** Includes establishments primarily engaged in selling merchandise to retailers; industrial, commercial, institutional, farm, professional business users, or to other wholesalers; or in acting as agents or brokers in buying merchandise for or selling merchandise to such persons or companies. As in the past, wholesale firms without employees are excluded from the scope of the census.

---

<sup>1</sup>*Standard Industrial Classification Manual: 1987.* For sale by Superintendent of Documents, U.S. Government Printing Office, Washington, DC 20402. Stock No. 041-001-00314-2.

## REGLAS SOBRE DIVULGACIÓN

De acuerdo con la ley federal que rige los informes censales, los datos que se publican no divulgan las operaciones de un establecimiento o negocio en particular. Sin embargo, el número de establecimientos clasificados bajo un tipo de negocio no constituye una divulgación, por lo tanto esta información puede ser publicada aunque otra información sea suprimida.

## COMPARABILIDAD ENTRE LOS DATOS

Los censos de 1992 y 1997 se realizaron bajo condiciones y procedimientos similares, excepto en lo siguiente:

**Agencias hípcas y agencias de la lotería.** Los datos para las agencias hípcas y las agencias de la lotería no se incluyen en el Sector de Servicios del Censo Económico de Puerto Rico de 1997. Comenzando el en 1992, la inclusión de los negocios sin nómina en los sectores de Comercio al Por Menor y de Servicios en los Censos Económicos de Puerto Rico, fue descontinuada. Sólo aquellos negocios sujetos al pago de contribuciones bajo la Ley de Seguro Social Federal (FICA), (por ejemplo, compañías que emplean a una ó más personas) fueron incluidos. Se decidió descontinuar la recopilación de los datos para las agencias hípcas y las agencias de la lotería ya que estos negocios se consideran como negocios sin nómina y los datos están disponibles a través del Gobierno de Puerto Rico.

## ALCANCE Y CLASIFICACIÓN

Este informe incluye los datos obtenidos de los establecimientos que tenían empleados (establecimientos con nómina) que se dedican principalmente al comercio al por mayor, comercio al por menor y las industrias de servicios, según están definidas en la edición del *Standard Industrial Classification Manual: 1987*<sup>1</sup> (SIC). Este sistema de clasificación industrial uniforme (CIU) ha sido desarrollado durante un período de años por expertos en clasificación en el gobierno y en la empresa privada, bajo la dirección de la Oficina de Administración y Presupuesto.

Los establecimientos fueron clasificados a base de su auto-designación, respuestas a preguntas sobre ventas según las líneas de producto y mercancía y otras preguntas.

**El comercio al por mayor (CIU 50 y 51).** Incluye los establecimientos que se dedican principalmente a venderles mercancía a detallistas, a usuarios del sector industrial, comercial, institucional, agrícola o profesional o a otros mayoristas; o los que se dedican a servir como agentes comerciales en la compra o venta de mercancía a tales personas o compañías. Como en años anteriores, los establecimientos de comercio al por mayor que no tienen empleados son excluidos del alcance del censo.

---

<sup>1</sup>*Standard Industrial Classification Manual: 1987.* A la venta por medio de: Superintendent of Documents, U.S. Government Printing Office, Washington, DC 20402. Número de mercancía: 041-001-00314-2.

**Retail trade (SIC's 52 to 59).** Includes establishments primarily engaged in selling merchandise for personal or household consumption, and rendering services incidental to the sale of the goods. Data for post exchanges, ship stores, and similar establishments operated on military posts by agencies of the Federal Government are not included.

**Service industries (SIC's 472; 70 to 79, except 702 and 704; 8072, 8111, 84, 871, 8731, 8732, and 8734; and 874).** Includes establishments primarily engaged in providing a wide variety of services to individuals, businesses, government establishments, and other organizations. In this report, hotel casinos, all controlled by the Commonwealth government, are included in the service statistics. However, data for all other establishments operated by the government are not included. Establishments engaged in the arrangement of passenger transportation (SIC 472) are included in service industries, although the SIC Manual classifies these establishments in SIC 47, Transportation Services.

Establishments identified by multiestablishment firms as "central administrative offices" or "auxiliaries," whose primary functions were to manage, administer, service, or support the activities of other establishments of the company, were not within the scope of the 1997 Economic Census of Puerto Rico. Consequently, no data are published for them.

## ESTABLISHMENT BASIS OF REPORTING

The economic census is conducted on an establishment basis. An establishment is generally a single physical location where business is conducted or where services or industrial operations are performed. A company operating establishments at more than one location is required to submit a report for each location. Companies engaged in distinctly different lines of activity at one location are required to submit separate reports if records permit such a separation and if the activities are substantial in size. Each census report was tabulated according to the physical location at which the activity was conducted. All establishments employing one person or more at any time during the census year are included.

## REPORT FORM

The censuses of wholesale trade, retail trade, and service industries were conducted as part of the economic census which included construction and manufacture industries. One form was used to enumerate all in-scope economic activity. The report form was divided into sections and each section contained questions appropriate to the trade or industry. Response was required by law. A facsimile of the report form, which was available in English as well as Spanish, is presented in appendix B.

**El comercio al por menor (CIU 52 a 59).** Incluye los establecimientos que se dedican principalmente a la venta de mercancía para el consumo personal o familiar y al suministro de servicios relacionados con la venta de la mercancía. No están incluidos los datos que conciernen a los puestos comerciales, las tiendas del servicio naval y establecimientos similares a éstos que están localizados en bases militares y de cuyo funcionamiento se encargan las agencias del gobierno federal.

**Las industrias de servicios (CIU 472; 70 a 79, con la excepción de la 702 y la 704; 8072, 8111, 84, 871, 8731, 8732 y 8734; y 874).** Incluyen los establecimientos que se dedican principalmente a proporcionar una extensa variedad de servicios a individuos, negocios, establecimientos del gobierno y otras organizaciones. En este informe, los casinos hoteleros, los cuales son todos controlados por el gobierno del Estado Libre Asociado, están incluidos en las estadísticas correspondientes a servicios. Sin embargo, las estadísticas no incluyen los datos que conciernen a todos los otros establecimientos operados por el gobierno. Los establecimientos que se dedican a la tramitación del transporte de pasajeros (CIU 472) están incluidos en las industrias de servicios aunque el Manual de CIU clasifica a estos establecimientos bajo la CIU 47, Servicios de Transporte.

Los establecimientos que fueron identificados por firmas con establecimientos múltiples como "oficinas centrales administrativas" o "auxiliares," cuyas funciones principales eran las de dirigir, administrar, servir o apoyar las actividades de los otros establecimientos de la misma compañía, no formaron parte de la cobertura del Censo Económico de Puerto Rico de 1997. Por consiguiente, los datos sobre estos establecimientos no son publicados.

## EL ESTABLECIMIENTO COMO BASE INFORMATIVA

El censo económico se realiza a base de establecimientos. Un establecimiento es generalmente una localización física individual donde se lleva a cabo una operación de negocio, o donde se prestan servicios o se desempeñan operaciones industriales. A toda compañía que administre establecimientos en más de una localidad se le pide que someta un informe para cada una de las localidades. A las compañías que se dedican a varias actividades completamente distintas en una misma localidad, se les pide que rindan informes por separado, si los récords del establecimiento permiten tal separación y si las actividades en sí son cuantiosas. Cada informe del censo fue tabulado de acuerdo a la localización física en que se condujo la actividad. Todos los establecimientos que emplearon a una o más personas en algún momento durante el año censal están incluidos en el censo.

## CUESTIONARIO CENSAL

Los censos de comercio al por mayor, comercio al por menor y las industrias de servicio fueron realizados como parte del censo económico que incluyó las industrias de construcción y manufactura. Se utilizó un cuestionario para enumerar todas las actividades económicas que estaban dentro del alcance del censo. El cuestionario se dividió en partes, cada parte contenía preguntas específicas a un tipo de industria o actividad comercial. El responder al cuestionario fue requerido por ley. El apéndice B, presenta un facsímil del cuestionario que estaba disponible en inglés y español.

---

## **GEOGRAPHIC AREAS COVERED**

Data from the 1997 Economic Censuses of wholesale trade, retail trade, and service industries have been tabulated for nine commercial regions, and the legally constituted units (municipios) into which Puerto Rico is divided. A commercial region is an entity delineated by the Puerto Rico Government. Each commercial region is named after the principal municipio in the area. A municipio is entirely included in a commercial region; it does not cross boundaries to form part of any broader geographic area.

## **DATA PROCESSING**

Forms were mailed to all wholesale trade, retail trade, and service industries firms subject to payment of Federal Insurance Contributions Act (FICA) taxes (i.e., employers of one person or more) and classified as being within the scope of the census. The forms and instructions for completing them were mailed from the U.S. Census Bureau's National Processing Center in Jeffersonville, IN.

The completed questionnaires were returned by mail to Jeffersonville. Contact with respondents about overdue report forms, was undertaken by the National Processing Center of the U.S. Census Bureau.

The returned reports underwent extensive review and computer processing. All reports were geographically coded, data-keyed, and edited. The editing process identified records with significant problems and referred them for correction resolution. Corrections were performed interactively using standard procedures.

The data were then tabulated by SIC, subjected to further data analysis, and the resulting corrections applied to individual computer records. Corrected tabulations were then produced for the final published reports.

## **RELIABILITY OF DATA**

Census questionnaires were sent to all known wholesale trade, retail trade, and service industry employers and, therefore, are not subject to sampling variability. However, the data are subject to nonsampling errors. Nonsampling errors can be attributed to many sources: inability to identify all cases in the actual universe; inability or unwillingness on the part of respondents to provide correct information; definition and classification difficulties, response errors and bias; errors in collection or processing; misinterpretation of questions; and other errors of recording; keying; and estimation for missing or misreported data.

## **ÁREAS GEOGRÁFICAS CUBIERTAS**

Los datos de los Censos de comercio al por mayor, comercio al por menor y las industrias de servicio de 1997 han sido tabulados según las nueve regiones comerciales y las unidades políticas legalmente constituidas (municipios) en las que Puerto Rico está dividido. Una región comercial es una entidad delineada por el Gobierno de Puerto Rico. Cada región comercial lleva el nombre del municipio principal en el área. El municipio entero queda dentro de la región comercial; el mismo no traspasa los límites de la región comercial para formar parte de ninguna área geográfica más extensa.

## **ELABORACIÓN DE LOS DATOS**

Se le enviaron cuestionarios por correo a todas las compañías de comercio al por mayor, comercio al por menor y servicios que están sujetas al pago de contribuciones bajo la Ley de Seguro Social Federal (FICA), (por ejemplo, compañías que emplean a una o más personas) y las cuales se clasificaron dentro del alcance del censo. El cuestionario y las instrucciones para completarlo fueron enviados por correo desde el Centro Nacional de Procesamiento de Datos en Jeffersonville, In. del Negociado del Censo de los EE.UU.

Una vez completados, los cuestionarios se enviaban por correo a Jeffersonville. La comunicación con los establecimientos cuyos cuestionarios estaban retrasados, estuvo a cargo del Centro Nacional de Procesamiento de Datos del Negociado del Censo de los EE.UU.

Los cuestionarios devueltos fueron sometidos a una revisión y elaboración extensa. Todos los cuestionarios fueron codificados geográficamente y sometidos a la digitación y crítica de sus datos. El proceso de crítica sirvió para identificar los récords que tenían problemas significativos y fueron referidos para corrección y revisión. Las correcciones se llevaron a cabo utilizando procedimientos uniformes.

Los datos fueron tabulados por CIU y sometidos a una revisión analítica, a partir de la cual se hicieron las correcciones necesarias a cada récord en la computadora. Por último, se produjeron las tabulaciones ya corregidas para la publicación de los informes finales.

## **CONFIABILIDAD DE LOS DATOS**

Los cuestionarios se enviaron a todos los patronos de establecimientos que se dedicaban al comercio al por mayor, comercio al por menor y las industrias de servicio y por lo tanto, no están sujetos a la variabilidad del muestreo. No obstante, los datos están sujetos a errores ajenos al muestreo. Los errores ajenos al muestreo pueden ocurrir por muchas razones: inability para identificar todos los casos en el universo, inability o renuencia de parte de los respondedores a proporcionar la información correcta, dificultades con las definiciones y clasificaciones, errores y sesgos en las respuestas, errores en la recopilación o procesamiento de los datos, mala interpretación de las preguntas y otros errores en el registro y digitación de los datos, y estimados que se utilizan para los récords sin respuestas o repuestas incorrectas.

---

The accuracy of these tabulated data is influenced by the joint effects of the various nonsampling errors. Explicit measures of the effects of these nonsampling errors are not available. However, it is believed that most of the important operational and response errors were detected and corrected through systematic clerical edits, automated data edits, and an analyst review.

For total nonresponse cases (report forms not returned), the establishments' administrative records information was used in conjunction with industry averages to estimate the basic data. For item nonresponse, missing items were estimated based on response to other items and/or administrative records and in direct relationships to sales or receipts. It is assumed that characteristics of establishments not responding to a particular inquiry are the same as establishments with equal sales or receipts in the same category (publication table line) that did respond to the inquiry.

If estimation of the data on the basis of total sales or receipts was not appropriate, another basic data item was used. In a few tables, data are available only from establishments that completed the appropriate inquiries on the report form. Any biases introduced by the estimation and correction procedures are believed to be small.

## AVAILABILITY OF ADDITIONAL DATA

### Reports in Printed and Electronic Media

All results of the 1997 Economic Census will be available on the Census Bureau Internet site ([www.census.gov](http://www.census.gov)), on compact discs (CD-ROM) for sale by the Census Bureau, and in printed reports. For more information, including a description of electronic and printed reports being issued, see the Internet site, or write to U.S. Census Bureau, Washington, DC 20233-8300, or call Customer Services at 301-457-4100.

### Special Tabulations

Special tabulations of data collected in the 1997 Economic Census may be obtained in electronic and tabular form. The data will be in summary form and subject to the same rules prohibiting disclosure of confidential information (including name, address, kind-of-business, or other data for individual business establishments or companies) as are the regular publications.

Special tabulations are prepared on a cost basis. A request for a cost estimate, as well as exact specifications on the type and format of the data to be provided, should be directed to the Chief of the Economic Census Branch, Company Statistics Division, U.S. Census Bureau, Washington, DC 20233-8300. To discuss a special tabulation before submitting specifications, call 301-457-3314.

La exactitud de los datos tabulados está influenciada por el conjunto de efectos que tienen los diversos errores ajenos al muestreo. No existen medidas explícitas de los efectos que tienen dichos errores. Sin embargo, se estima que la mayoría de los errores importantes de ejecución y respuesta fueron hallados y corregidos mediante los procedimientos sistemáticos de la crítica manual, crítica electrónica y revisión de los datos por parte de analistas.

En el caso de los récords sin respuestas (cuestionarios no devueltos), se usó la información administrativa del establecimiento conjuntamente con los promedios industriales para estimar los datos básicos. Las preguntas individuales sin respuestas (preguntas dejadas en blanco) se estimaron en base a las respuestas a otras preguntas y/o en base a los récords administrativos del establecimiento y en relación a las ventas o ingresos. Se asume que las características de los establecimientos que no responden a una pregunta en particular, son iguales a los establecimientos que tienen las mismas ventas o ingresos en la misma categoría (línea en la tabla de publicación) que respondió a dicha pregunta.

Si la estimación de los datos a base del total de ventas o ingresos no resultó apropiado, otros datos básicos fueron utilizados. En algunas tablas los datos están disponibles para los establecimientos que contestaron las preguntas apropiadas en el cuestionario. Se cree que los sesgos que se puedan deber a la estimación o a los procedimientos de corrección son mínimos.

## DISPONIBILIDAD DE DATOS ADICIONALES

### Reportes Impresos y Electrónicos

Todos los resultados del Censo Económico de 1997 estarán disponibles en la página del Negociado del Censo en el Internet ([www.census.gov](http://www.census.gov)), en discos compactos (CD-ROM) para la venta por medio del Negociado del Censo, y en reportes impresos. Para información adicional, incluyendo una descripción de los productos electrónicos e impresos que se van a publicar, vea el Internet, o escriba a U.S. Census Bureau, Washington, DC 20233-8300, o llame a la oficina de Servicios al Cliente al teléfono 301-457-4100.

### Tabulaciones Especiales

Se pueden obtener tabulaciones especiales de los datos recopilados en el Censo Económico de 1997, ya sea electrónicamente o en forma tabular. Los datos se presentarán en forma de resumen y estarán sujetos a las mismas normas que prohíben la divulgación de información confidencial (incluyendo el nombre, la dirección, tipo de negocio u otros datos referentes a compañías o establecimientos comerciales independientes) a las que están sujetas las publicaciones regulares.

El costo de las tabulaciones especiales es reembolsable. Solicitudes para un estimado del costo, deben ser acompañadas por especificaciones sobre el tipo y formato de las tabulaciones estadísticas que se desean. Diríjase a: "Chief of the Economic Census Branch, Company Statistics Division, U.S. Census Bureau, Washington, DC 20233-8300." Para discutir una tabulación especial antes de someter especificaciones, llame al 301-457-3314.

---

## DOLLAR VALUE

All dollar values are expressed in current dollars for the year specified. Therefore, when making comparisons to prior years, users should take into consideration the inflation that has occurred.

## ABBREVIATIONS AND SYMBOLS

The following abbreviations and symbols are used in this publication:

–	Represents zero (page image/print only).
D	Withheld to avoid disclosing data of individual companies; data are included in higher level totals.
N	Not available or not comparable.
X	Not applicable.
do	Ditto or same as above.
nec	Not elsewhere classified.
pt.	Part.
a	0 to 19 employees.
b	20 to 99 employees.
c	100 to 249 employees.
e	250 to 499 employees.
f	500 to 999 employees.
g	1,000 to 2,499 employees.
h	2,500 to 4,999 employees.
i	5,000 to 9,999 employees.
j	10,000 to 24,999 employees.
k	25,000 to 49,999 employees.
l	50,000 to 99,999 employees.
m	100,000 employees or more.

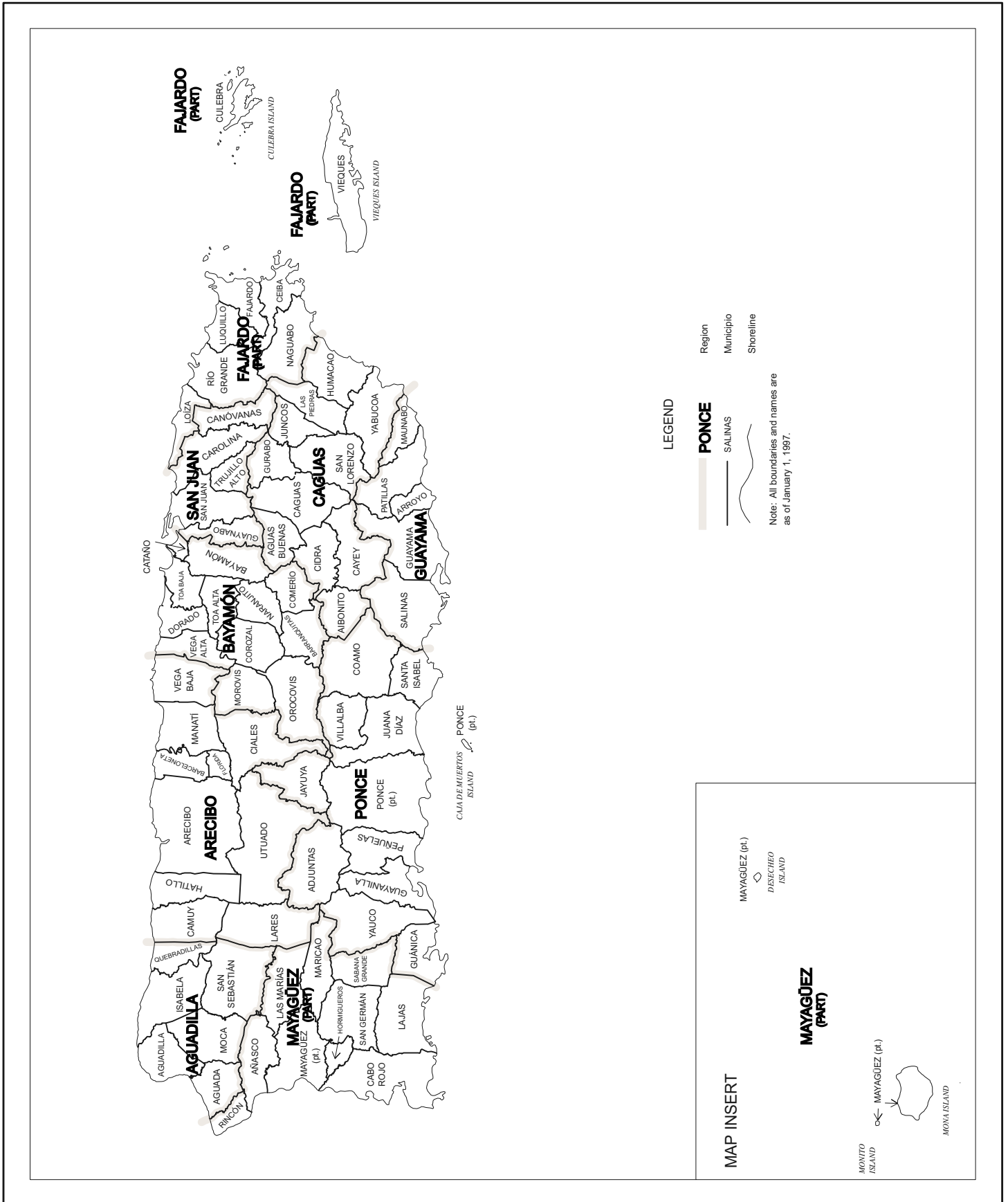
## VALOR EN DÓLARES

Todas las cifras monetarias que se incluyen en este informe representan los precios actuales para el año especificado. Por lo tanto, cuando se hagan comparaciones con años anteriores, los usuarios deberán tener en cuenta los efectos de la inflación.

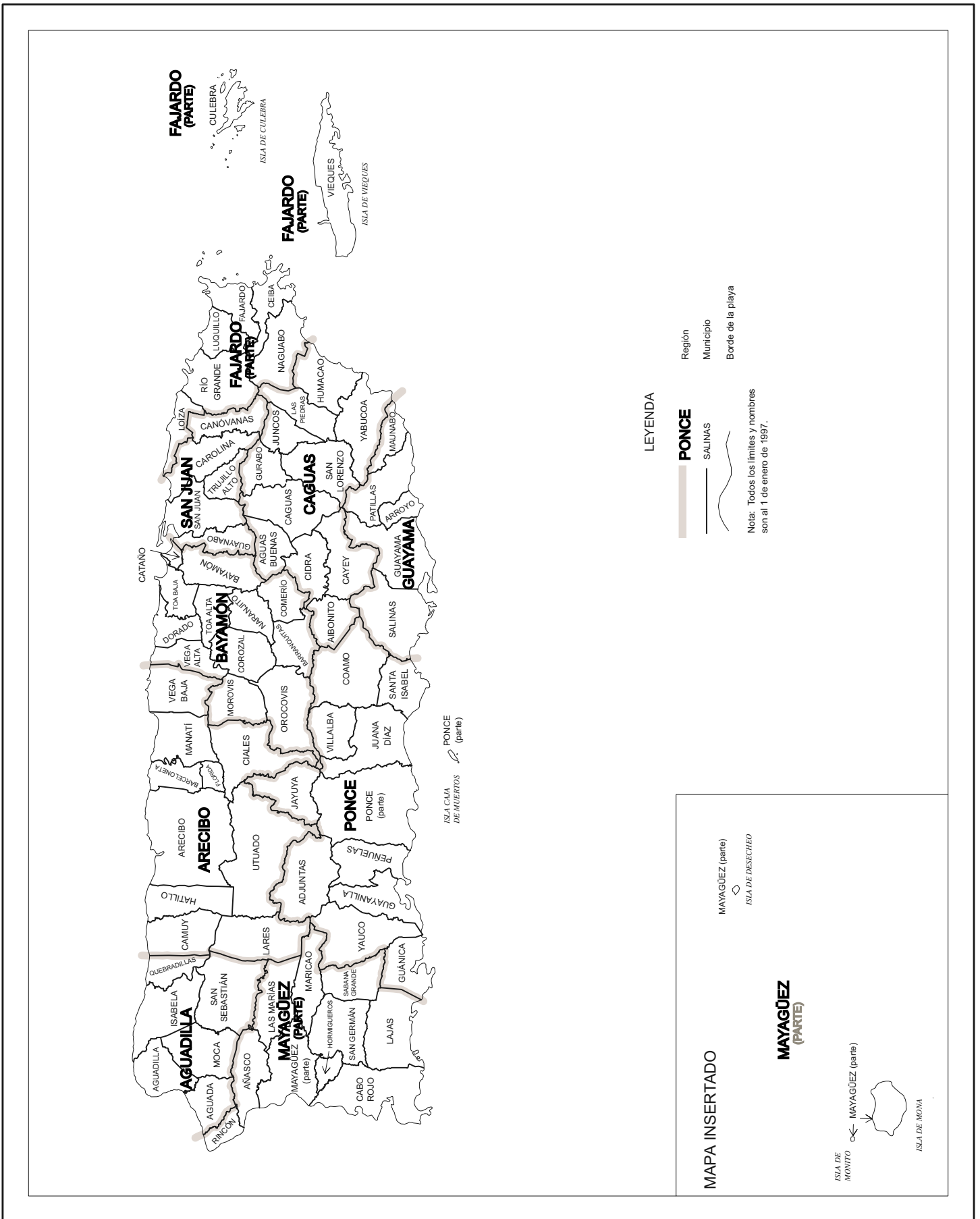
## ABREVIATURAS Y SÍMBOLOS

En esta publicación se utilizan los siguientes símbolos y abreviaturas:

–	Representa cero (sólo en la publicación o imagen de página).
D	Datos omitidos para evitar la divulgación de información sobre compañías individuales; las cifras están incluidas en los totales de niveles más altos.
N	Información no disponible ó no comparable.
X	No es pertinente.
do	Idem, o lo mismo.
nec	No está clasificada en otra parte.
pt.	Parte.
a	0 a 19 empleados.
b	20 a 99 empleados.
c	100 a 249 empleados.
e	250 a 499 empleados.
f	500 a 999 empleados.
g	1,000 a 2,499 empleados.
h	2,500 a 4,999 empleados.
i	5,000 a 9,999 empleados.
j	10,000 a 24,999 empleados.
k	25,000 a 49,999 empleados.
l	50,000 a 99,999 empleados.
m	100,000 o más empleados.



U.S. DEPARTMENT OF COMMERCE Economic and Statistics Administration U.S. Census Bureau



DEPARTAMENTO DE COMERCIO DE LOS EE.UU. Administración de Economía y Estadísticas Negociado del Censo



Figure 1.  
**Sales by Industry Group: 1997 and 1992**  
 (Millions of dollars)

1997   
 1992 

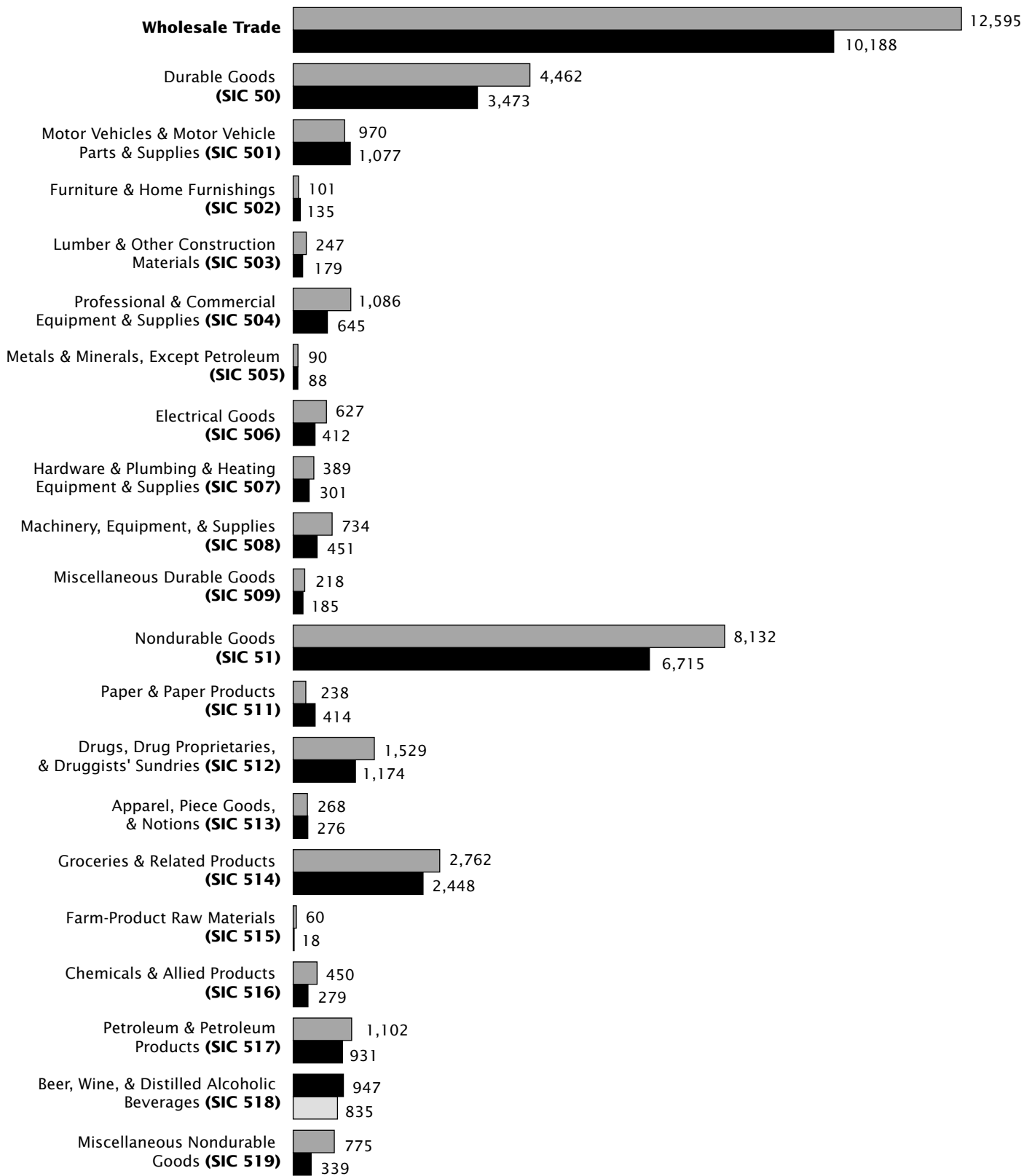


Figure 2.

**Percent Change in Sales and Payroll by Industry Group: 1992 to 1997**




Figure 3.  
**Selected Municipios Ranked by Sales: 1997**  
 (Millions of dollars)

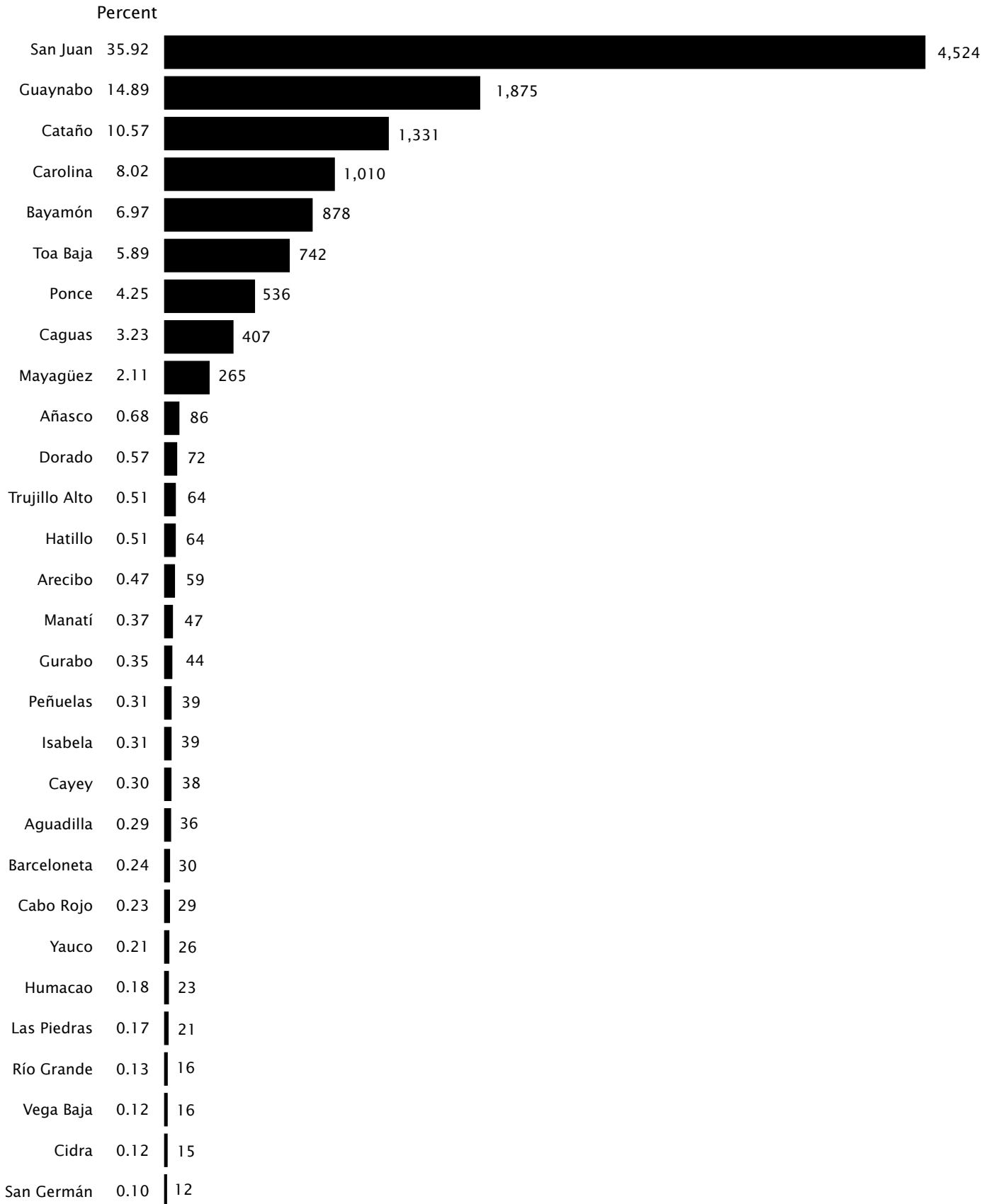
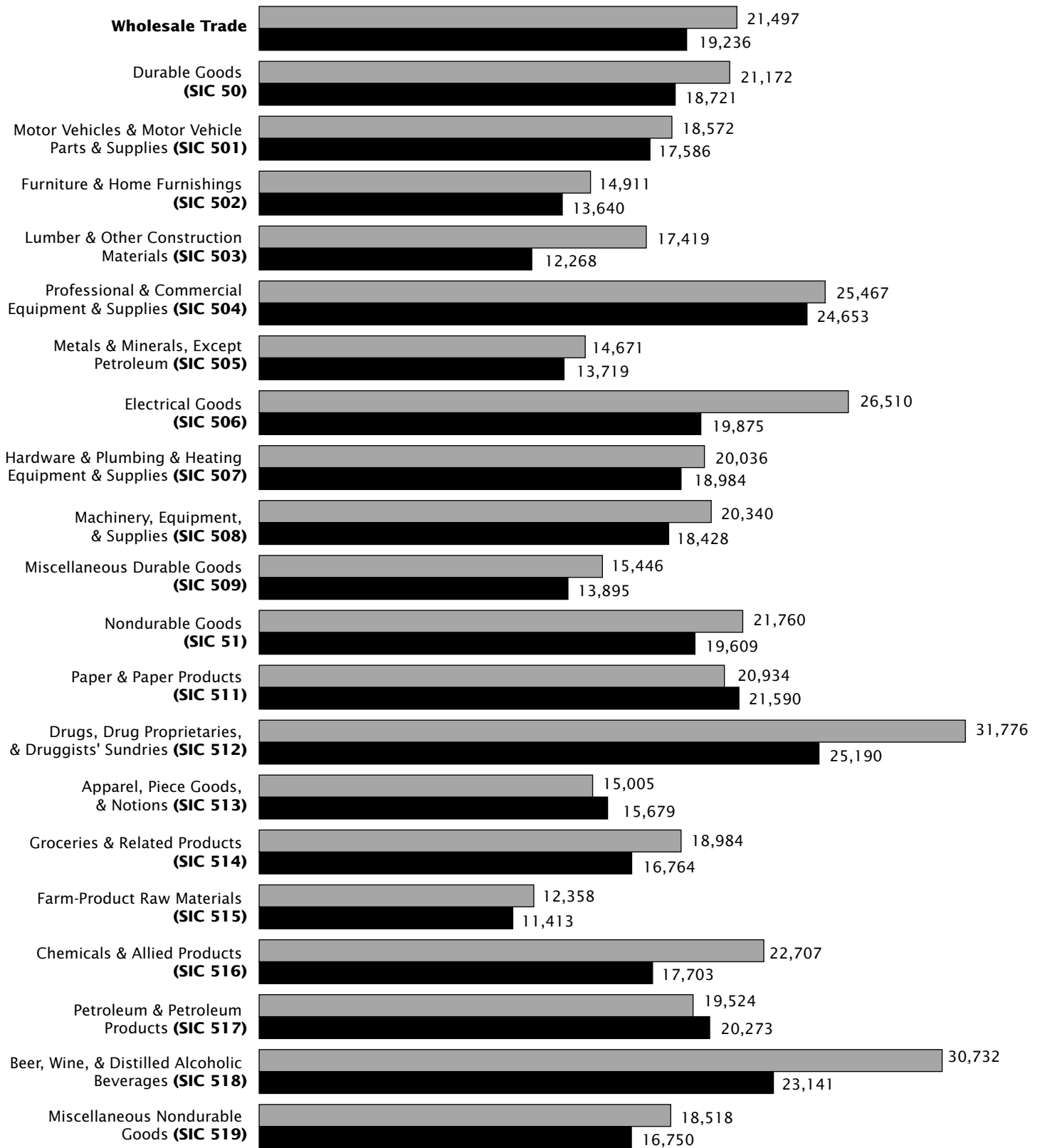


Figure 4.

**Annual Payroll per Employee by Industry Group: 1997 and 1992**

(Dollar)

1997   
1992 



**Table 1. Summary Statistics: 1997**

[Detail may not add to total because of rounding. For meaning of abbreviations and symbols, see introductory text. For explanation of terms, see Appendix A]

SIC code	Type of operation and kind of business	Establishments (number)	Sales (\$1,000)	End-of-year inventories (\$1,000)	Operating expenses (\$1,000)	Annual payroll (\$1,000)	First-quarter payroll (\$1,000)	Paid employees for pay period including Mar. 12 (number)	Proprietors and partners (number)	Unpaid family workers (number)
	<b>Wholesale trade .....</b>	<b>2 809</b>	<b>12 594 638</b>	<b>1 696 311</b>	<b>2 473 752</b>	<b>850 898</b>	<b>202 498</b>	<b>39 582</b>	<b>729</b>	<b>154</b>
	<b>Merchant wholesalers .....</b>	<b>2 453</b>	<b>9 386 267</b>	<b>1 365 243</b>	<b>1 683 459</b>	<b>582 184</b>	<b>136 329</b>	<b>31 211</b>	<b>649</b>	<b>150</b>
	<b>Other operating types .....</b>	<b>356</b>	<b>3 208 371</b>	<b>331 068</b>	<b>790 293</b>	<b>268 714</b>	<b>66 169</b>	<b>8 371</b>	<b>80</b>	<b>4</b>
<b>50</b>	<b>Wholesale trade—durable goods .....</b>	<b>1 468</b>	<b>4 462 349</b>	<b>747 129</b>	<b>995 491</b>	<b>375 150</b>	<b>89 728</b>	<b>17 719</b>	<b>350</b>	<b>66</b>
501	Motor vehicles & motor vehicle parts & supplies .....	221	970 135	221 818	175 937	55 346	13 019	2 980	82	17
502	Furniture & home furnishings .....	64	101 117	18 864	25 216	9 394	2 246	630	22	1
503	Lumber & other construction materials .....	107	247 347	45 061	56 006	18 603	4 426	1 068	30	3
504	Professional & commercial equipment & supplies .....	296	1 085 900	121 590	268 602	112 793	29 065	4 429	59	13
5043	Photographic equipment & supplies .....	7	74 617	7 458	15 755	4 849	1 309	253	1	—
5044	Office equipment .....	82	297 879	46 023	75 469	32 879	8 753	1 304	15	4
5045	Computers & computer peripheral equipment & software .....	52	227 442	17 558	67 236	32 198	8 849	898	9	—
5046	Commercial equipment, nec .....	19	23 133	3 357	7 511	3 111	707	182	3	2
5047	Medical, dental, & hospital equipment & supplies .....	113	417 082	44 162	86 628	34 194	8 065	1 524	22	7
5048	Ophthalmic goods .....	7	11 363	1 226	4 497	1 605	388	79	3	—
5049	Professional equipment & supplies, nec .....	16	34 384	1 806	11 506	3 957	994	189	6	—
505	Metals & minerals, except petroleum .....	22	89 793	8 243	12 168	4 900	1 181	334	10	1
506	Electrical goods .....	167	627 311	87 904	160 458	52 410	11 564	1 977	34	7
5063	Electrical apparatus & equipment, wiring supplies & materials .....	84	307 273	40 117	89 812	30 327	6 555	1 024	20	4
5064	Electrical appliances, televisions, & radio sets .....	22	204 734	28 730	39 304	7 427	1 421	346	6	1
5065	Electronic parts & equipment, nec .....	61	115 304	19 057	31 342	14 656	3 588	607	8	2
507	Hardware & plumbing & heating equipment & supplies .....	150	389 270	81 124	83 069	32 718	7 339	1 633	25	6
5072	Hardware .....	89	206 753	57 505	50 200	19 213	4 525	1 059	22	5
5074	Plumbing & heating equipment & supplies .....	29	58 417	4 333	10 195	4 389	880	212	1	—
5075	Warm air heating & air-conditioning equipment & supplies .....	10	72 182	10 285	9 984	4 595	1 261	195	1	1
5078	Refrigeration equipment & supplies .....	22	51 918	9 001	12 690	4 521	673	167	1	—
508	Machinery, equipment, & supplies .....	293	733 671	124 509	165 744	70 173	16 273	3 450	48	11
5082	Construction & mining (except petroleum) machinery & equipment .....	16	78 768	12 152	15 231	5 205	1 051	256	3	2
5083	Farm & garden machinery & equipment .....	7	6 792	1 313	2 539	1 042	291	69	—	—
5084	Industrial machinery & equipment .....	176	369 370	61 500	85 241	36 680	8 565	1 939	30	6
5085	Industrial supplies .....	50	202 397	36 192	39 971	18 267	4 351	669	5	—
5087	Service establishment equipment & supplies .....	41	70 534	11 976	21 161	8 356	1 876	477	8	3
5088	Transportation equipment & supplies, except motor vehicles .....	3	5 810	1 376	1 601	623	139	40	2	—
509	Miscellaneous durable goods .....	148	217 805	38 016	48 291	18 813	4 615	1 218	40	7
5091	Sporting & recreational goods & supplies .....	18	19 470	4 482	5 195	2 044	493	132	4	1
5092	Toys & hobby goods & supplies .....	16	41 397	5 458	9 790	4 206	1 091	184	4	—
5093	Scrap & waste materials .....	34	45 881	4 778	8 973	3 748	909	287	9	2
5094	Jewelry, watches, precious stones, & precious metals .....	32	35 341	8 539	10 242	3 981	1 020	287	8	3
5099	Durable goods, nec .....	48	75 716	14 759	14 091	4 834	1 102	328	15	1
<b>51</b>	<b>Wholesale trade—nondurable goods .....</b>	<b>1 341</b>	<b>8 132 289</b>	<b>949 182</b>	<b>1 478 261</b>	<b>475 748</b>	<b>112 770</b>	<b>21 863</b>	<b>379</b>	<b>88</b>
511	Paper & paper products .....	57	238 245	23 198	46 780	13 063	3 530	624	9	—
512	Drugs, drug proprietaries, & druggists' sundries .....	154	1 528 641	164 198	358 424	115 888	27 342	3 647	25	5
513	Apparel, piece goods, & notions .....	161	268 149	49 943	62 792	22 852	5 154	1 523	49	20
514	Groceries & related products .....	408	2 762 487	361 843	525 203	168 443	40 134	8 873	153	28
515	Farm-product raw materials .....	19	60 109	14 798	9 713	1 866	448	151	4	5
516	Chemicals & allied products .....	102	450 020	67 742	85 114	29 724	7 256	1 309	13	3
517	Petroleum & petroleum products .....	106	1 102 179	58 757	104 056	22 687	5 410	1 162	4	2
518	Beer, wine, & distilled alcoholic beverages .....	36	947 101	79 675	126 519	41 580	9 245	1 353	16	5
519	Miscellaneous nondurable goods .....	298	775 358	129 028	159 660	59 645	14 251	3 221	106	20
5191	Farm supplies .....	63	69 496	12 966	14 238	4 440	1 043	348	37	9
5192	Books, periodicals, & newspapers .....	51	77 074	18 140	20 442	7 366	1 673	475	9	—
5193	Flowers, nursery stock, & florists' supplies .....	43	29 383	5 166	10 450	3 582	890	319	19	3
5194	Tobacco & tobacco products .....	6	124 437	8 793	22 918	5 706	1 644	172	—	—
5198	Paints, varnishes, & supplies .....	35	44 889	7 766	10 785	4 535	930	175	3	1
5199	Nondurable goods, nec .....	100	430 079	76 197	80 827	34 016	8 071	1 732	38	7

**Table 2. Comparative Statistics for Establishments, Sales, and Payroll: 1997 and 1992**

[Detail may not add to total because of rounding. For meaning of abbreviations and symbols, see introductory text. For explanation of terms, see Appendix A]

SIC code	Type of operation and kind of business	Establishments (number)	Sales		Annual payroll	
			Total (\$1,000)	Change 1992 to 1997 (percent)	Total (\$1,000)	Change 1992 to 1997 (percent)
<b>1997</b>						
	<b>Wholesale trade</b> .....	<b>2 809</b>	<b>12 594 638</b>	<b>23.6</b>	<b>850 898</b>	<b>26.4</b>
	<b>Merchant wholesalers</b> .....	<b>2 453</b>	<b>9 386 267</b>	<b>N</b>	<b>582 184</b>	<b>N</b>
	<b>Other operating types</b> .....	<b>356</b>	<b>3 208 371</b>	<b>N</b>	<b>268 714</b>	<b>N</b>
<b>50</b>	<b>Wholesale trade—durable goods</b> .....	<b>1 468</b>	<b>4 462 349</b>	<b>28.5</b>	<b>375 150</b>	<b>36.4</b>
501	Motor vehicles, & motor vehicle parts, & supplies ....	221	970 135	-10.0	55 346	30.5
502	Furniture & home furnishings .....	64	101 117	-25.1	9 394	-16.8
503	Lumber & other construction materials .....	107	247 347	38.2	18 603	49.3
504	Professional & commercial equipment & supplies ....	296	1 085 900	68.4	112 793	46.6
505	Metals & minerals, except petroleum .....	22	89 793	1.9	4 900	-13.5
506	Electrical goods .....	167	627 311	52.3	52 410	50.3
507	Hardware & plumbing & heating equipment & supplies .....	150	389 270	29.1	32 718	8.5
508	Machinery, equipment, & supplies .....	293	733 671	62.7	70 173	46.7
509	Miscellaneous durable goods .....	148	217 805	17.9	18 813	41.0
<b>51</b>	<b>Wholesale trade—nondurable goods</b> .....	<b>1 341</b>	<b>8 132 289</b>	<b>21.1</b>	<b>475 748</b>	<b>19.5</b>
511	Paper & paper products .....	57	238 245	-42.4	13 063	-48.4
512	Drugs, drug proprietaries, & druggists' sundries .....	154	1 528 641	30.3	115 888	-1.4
513	Apparel, piece goods, & notions .....	161	268 149	-2.9	22 852	24.6
514	Groceries & related products .....	408	2 762 487	12.9	168 443	29.1
515	Farm-product raw materials .....	19	60 109	229.6	1 866	77.7
516	Chemicals & allied products .....	102	450 020	61.2	29 724	37.1
517	Petroleum & petroleum products .....	106	1 102 179	18.3	22 687	17.8
518	Beer, wine, & distilled alcoholic beverages .....	36	947 101	13.4	41 580	13.3
519	Miscellaneous nondurable goods .....	298	775 358	128.7	59 645	113.9
<b>1992</b>						
	<b>Wholesale trade</b> .....	<b>2 651</b>	<b>10 187 682</b>	<b>N</b>	<b>673 197</b>	<b>N</b>
	<b>Merchant wholesalers</b> .....	<b>N</b>	<b>N</b>	<b>N</b>	<b>N</b>	<b>N</b>
	<b>Other operating types</b> .....	<b>N</b>	<b>N</b>	<b>N</b>	<b>N</b>	<b>N</b>
<b>50</b>	<b>Wholesale trade—durable goods</b> .....	<b>1 343</b>	<b>3 472 936</b>	<b>N</b>	<b>274 968</b>	<b>N</b>
501	Motor vehicles, & motor vehicle parts, & supplies ....	180	1 077 446	N	42 417	N
502	Furniture & home furnishings .....	82	134 935	N	11 294	N
503	Lumber & other construction materials .....	103	178 949	N	12 464	N
504	Professional & commercial equipment & supplies ....	260	644 784	N	76 942	N
505	Metals & minerals, except petroleum .....	41	88 079	N	5 666	N
506	Electrical goods .....	166	411 821	N	34 861	N
507	Hardware & plumbing & heating equipment & supplies .....	137	301 413	N	30 146	N
508	Machinery, equipment, & supplies .....	253	450 834	N	47 839	N
509	Miscellaneous durable goods .....	121	184 675	N	13 339	N
<b>51</b>	<b>Wholesale trade—nondurable goods</b> .....	<b>1 308</b>	<b>6 714 746</b>	<b>N</b>	<b>398 229</b>	<b>N</b>
511	Paper & paper products .....	66	413 939	N	25 325	N
512	Drugs, drug proprietaries, & druggists' sundries .....	146	1 173 610	N	117 538	N
513	Apparel, piece goods, & notions .....	168	276 150	N	18 344	N
514	Groceries & related products .....	437	2 447 784	N	130 438	N
515	Farm-product raw materials .....	14	18 236	N	1 050	N
516	Chemicals & allied products .....	99	279 180	N	21 686	N
517	Petroleum & petroleum products .....	111	931 446	N	19 259	N
518	Beer, wine, & distilled alcoholic beverages .....	40	835 372	N	36 701	N
519	Miscellaneous nondurable goods .....	227	339 029	N	27 888	N

**Table 3. Comparative Statistics and Selected Ratios: 1997 and 1992**

[Detail may not add to total because of rounding. For meaning of abbreviations and symbols, see introductory text. For explanation of terms, see Appendix A]

SIC code	Type of operation and kind of business	Sales per establishment (\$1,000)	Sales per employee (\$1,000)	Payroll per employee (\$1,000)	Operating expenses as percent of sales	End-of-year inventories as percent of sales
<b>1997</b>						
	<b>Wholesale trade</b> .....	<b>4 484</b>	<b>318</b>	<b>21</b>	<b>19.6</b>	<b>13.5</b>
	<b>Merchant wholesalers</b> .....	<b>3 826</b>	<b>301</b>	<b>19</b>	<b>17.9</b>	<b>14.5</b>
	<b>Other operating types</b> .....	<b>9 012</b>	<b>383</b>	<b>32</b>	<b>24.6</b>	<b>10.3</b>
<b>50</b>	<b>Wholesale trade—durable goods</b> .....	<b>3 040</b>	<b>252</b>	<b>21</b>	<b>22.3</b>	<b>16.7</b>
501	Motor vehicles, & motor vehicle parts, & supplies ....	4 390	326	19	18.1	22.9
502	Furniture & home furnishings .....	1 580	161	15	24.9	18.7
503	Lumber & other construction materials .....	2 312	232	17	22.6	18.2
504	Professional & commercial equipment & supplies ....	3 669	245	25	24.7	11.2
505	Metals & minerals, except petroleum .....	4 082	269	15	13.6	9.2
506	Electrical goods .....	3 756	317	27	25.6	14.0
507	Hardware & plumbing & heating equipment & supplies .....	2 595	238	20	21.3	20.8
508	Machinery, equipment, & supplies .....	2 504	213	20	22.6	17.0
509	Miscellaneous durable goods .....	1 472	179	15	22.2	17.5
<b>51</b>	<b>Wholesale trade—nondurable goods</b> .....	<b>6 064</b>	<b>372</b>	<b>22</b>	<b>18.2</b>	<b>11.7</b>
511	Paper & paper products .....	4 180	382	21	19.6	9.7
512	Drugs, drug proprietaries, & druggists' sundries ....	9 926	419	32	23.4	10.7
513	Apparel, piece goods, & notions .....	1 666	176	15	23.4	18.6
514	Groceries & related products .....	6 771	311	19	19.0	13.1
515	Farm-product raw materials .....	3 164	398	12	16.2	24.6
516	Chemicals & allied products .....	4 412	344	23	18.9	15.1
517	Petroleum & petroleum products .....	10 398	949	20	9.4	5.3
518	Beer, wine, & distilled alcoholic beverages .....	26 308	700	31	13.4	8.4
519	Miscellaneous nondurable goods .....	2 602	241	19	20.6	16.6
<b>1992</b>						
	<b>Wholesale trade</b> .....	<b>3 843</b>	<b>291</b>	<b>19</b>	<b>17.6</b>	<b>16.7</b>
	<b>Merchant wholesalers</b> .....	<b>N</b>	<b>N</b>	<b>N</b>	<b>N</b>	<b>N</b>
	<b>Other operating types</b> .....	<b>N</b>	<b>N</b>	<b>N</b>	<b>N</b>	<b>N</b>
<b>50</b>	<b>Wholesale trade—durable goods</b> .....	<b>2 586</b>	<b>236</b>	<b>19</b>	<b>19.1</b>	<b>16.6</b>
501	Motor vehicles, & motor vehicle parts, & supplies ....	5 986	447	18	14.5	15.8
502	Furniture & home furnishings .....	1 646	163	14	21.9	17.0
503	Lumber & other construction materials .....	1 737	176	12	17.1	22.7
504	Professional & commercial equipment & supplies ....	2 480	207	25	25.1	13.0
505	Metals & minerals, except petroleum .....	2 148	213	14	15.7	18.5
506	Electrical goods .....	2 481	235	20	20.0	17.7
507	Hardware & plumbing & heating equipment & supplies .....	2 200	190	19	22.7	17.7
508	Machinery, equipment, & supplies .....	1 782	174	18	19.5	17.1
509	Miscellaneous durable goods .....	1 526	192	14	17.5	21.2
<b>51</b>	<b>Wholesale trade—nondurable goods</b> .....	<b>5 134</b>	<b>331</b>	<b>20</b>	<b>16.8</b>	<b>16.8</b>
511	Paper & paper products .....	6 272	353	22	19.5	12.7
512	Drugs, drug proprietaries, & druggists' sundries ....	8 038	252	25	24.3	14.4
513	Apparel, piece goods, & notions .....	1 644	236	16	16.4	14.2
514	Groceries & related products .....	5 601	315	17	15.8	22.8
515	Farm-product raw materials .....	1 303	198	11	15.8	6.4
516	Chemicals & allied products .....	2 820	228	18	16.9	13.5
517	Petroleum & petroleum products .....	8 391	980	20	10.3	10.8
518	Beer, wine, & distilled alcoholic beverages .....	20 884	527	23	13.0	14.4
519	Miscellaneous nondurable goods .....	1 494	204	17	22.9	14.3

**Table 4. Summary Statistics for Commercial Regions: 1997**

[Detail may not add to total because of rounding. For meaning of abbreviations and symbols, see introductory text. For explanation of terms, see Appendix A]

SIC code	Geographic area, type of operation and kind of business	Establishments (number)	Sales (\$1,000)	End-of-year inventories (\$1,000)	Operating expenses (\$1,000)	Annual payroll (\$1,000)	First-quarter payroll (\$1,000)	Paid employees for pay period including Mar. 12 (number)	Proprietors and partners (number)	Unpaid family workers (number)
<b>AGUADILLA, PR</b>										
	Wholesale trade .....	88	93 574	11 898	39 642	6 765	1 586	531	50	11
	Merchant wholesalers .....	77	D	D	D	D	D	e	D	D
	Other operating types .....	11	D	D	D	D	D	c	D	D
50	Wholesale trade—durable goods .....	37	46 214	6 965	30 352	2 754	653	227	26	6
501	Motor vehicles & motor vehicle parts & supplies .....	15	5 367	966	1 577	500	127	84	15	4
502	Furniture & home furnishings .....	2	D	D	D	D	D	a	D	D
503	Lumber & other construction materials .....	1	D	D	D	D	D	a	D	D
504	Professional & commercial equipment & supplies .....	5	D	D	D	D	D	a	D	D
505	Metals & minerals, except petroleum .....	1	D	D	D	D	D	a	D	D
506	Electrical goods .....	2	D	D	D	D	D	b	D	D
507	Hardware & plumbing & heating equipment & supplies .....	1	D	D	D	D	D	a	D	D
508	Machinery, equipment, & supplies .....	7	4 357	379	973	343	80	25	3	—
509	Miscellaneous durable goods .....	3	D	D	D	D	D	b	D	D
51	Wholesale trade—nondurable goods .....	51	47 360	4 933	9 290	4 011	933	304	24	5
512	Drugs, drug proprietaries, & druggists' sundries .....	6	4 746	612	873	356	86	45	3	—
513	Apparel, piece goods, & notions .....	2	D	D	D	D	D	a	D	D
514	Groceries & related products .....	22	23 006	2 174	4 074	2 291	501	146	14	4
517	Petroleum & petroleum products .....	9	9 116	368	2 186	618	157	34	1	—
518	Beer, wine, & distilled alcoholic beverages .....	3	D	D	D	D	D	a	D	D
519	Miscellaneous nondurable goods .....	9	8 488	1 444	1 776	602	145	58	3	—
<b>ARECIBO, PR</b>										
	Wholesale trade .....	142	231 279	30 986	40 978	14 074	3 241	1 059	72	32
	Merchant wholesalers .....	130	187 783	27 320	31 414	11 045	2 592	931	68	32
	Other operating types .....	12	43 496	3 666	9 564	3 029	649	128	4	—
50	Wholesale trade—durable goods .....	60	49 717	10 612	12 960	4 937	1 145	367	38	14
501	Motor vehicles & motor vehicle parts & supplies .....	15	4 321	592	1 200	394	86	48	17	5
502	Furniture & home furnishings .....	2	D	D	D	D	D	a	D	D
503	Lumber & other construction materials .....	1	D	D	D	D	D	a	D	D
504	Professional & commercial equipment & supplies .....	7	3 058	674	1 852	575	132	53	4	1
506	Electrical goods .....	4	D	D	D	D	D	b	D	D
507	Hardware & plumbing & heating equipment & supplies .....	7	14 472	4 797	4 211	1 368	284	75	2	1
508	Machinery, equipment, & supplies .....	18	16 419	2 504	3 226	1 454	366	108	5	3
509	Miscellaneous durable goods .....	6	2 384	252	864	403	100	29	7	3
51	Wholesale trade—nondurable goods .....	82	181 562	20 374	28 018	9 137	2 096	692	34	18
511	Paper & paper products .....	1	D	D	D	D	D	a	D	D
512	Drugs, drug proprietaries, & druggists' sundries .....	3	D	D	D	D	D	a	D	D
513	Apparel, piece goods, & notions .....	3	1 034	267	323	91	22	11	1	—
514	Groceries & related products .....	30	125 757	14 616	19 428	6 051	1 369	487	13	7
515	Farm-product raw materials .....	3	D	D	D	D	D	a	D	D
516	Chemicals & allied products .....	4	D	D	D	D	D	b	D	D
517	Petroleum & petroleum products .....	10	D	D	D	D	D	b	D	D
518	Beer, wine, & distilled alcoholic beverages .....	1	D	D	D	D	D	a	D	D
519	Miscellaneous nondurable goods .....	27	14 506	2 700	3 443	1 211	281	102	14	7
<b>BAYAMÓN, PR</b>										
	Wholesale trade .....	446	3 072 133	399 944	577 568	193 272	46 559	8 762	115	11
	Merchant wholesalers .....	397	2 057 864	296 487	334 124	113 545	27 333	5 957	104	9
	Other operating types .....	49	1 014 269	103 457	243 444	79 727	19 226	2 805	11	2
50	Wholesale trade—durable goods .....	222	926 611	168 725	169 659	63 039	14 775	3 254	49	6
501	Motor vehicles & motor vehicle parts & supplies .....	39	312 429	66 528	42 255	11 645	2 901	625	13	1
502	Furniture & home furnishings .....	10	33 765	6 362	7 533	2 784	690	127	4	—
503	Lumber & other construction materials .....	22	52 506	8 879	11 626	4 203	988	215	8	2
504	Professional & commercial equipment & supplies .....	26	89 443	9 653	21 668	9 213	2 183	471	6	—
505	Metals & minerals, except petroleum .....	4	11 862	2 268	3 299	1 302	312	78	—	—
506	Electrical goods .....	22	34 322	5 789	6 550	2 614	626	165	5	—
507	Hardware & plumbing & heating equipment & supplies .....	26	147 716	28 560	26 644	11 030	2 551	518	2	—
508	Machinery, equipment, & supplies .....	50	197 685	34 494	40 766	16 436	3 612	784	6	3
509	Miscellaneous durable goods .....	23	46 883	6 192	9 318	3 812	912	271	5	—
51	Wholesale trade—nondurable goods .....	224	2 145 522	231 219	407 909	130 233	31 784	5 508	66	5
511	Paper & paper products .....	5	82 409	4 549	20 289	3 851	995	125	—	—
512	Drugs, drug proprietaries, & druggists' sundries .....	30	349 538	33 895	94 412	28 179	6 641	872	9	—
513	Apparel, piece goods, & notions .....	23	103 895	17 756	16 156	6 664	1 463	391	6	2
514	Groceries & related products .....	75	769 694	85 667	163 698	52 775	12 949	2 257	28	—
515	Farm-product raw materials .....	4	D	D	D	D	D	b	D	D
516	Chemicals & allied products .....	26	138 286	18 239	29 485	11 070	2 722	493	2	—
517	Petroleum & petroleum products .....	19	333 348	11 392	25 472	4 860	1 114	294	—	—
518	Beer, wine, & distilled alcoholic beverages .....	6	D	D	D	D	D	c	D	D
519	Miscellaneous nondurable goods .....	36	190 335	40 465	35 036	15 351	3 834	790	19	2



**Table 4. Summary Statistics for Commercial Regions: 1997—Con.**

[Detail may not add to total because of rounding. For meaning of abbreviations and symbols, see introductory text. For explanation of terms, see Appendix A]

SIC code	Geographic area, type of operation and kind of business	Establishments (number)	Sales (\$1,000)	End-of-year inventories (\$1,000)	Operating expenses (\$1,000)	Annual payroll (\$1,000)	First-quarter payroll (\$1,000)	Paid employees for pay period including Mar. 12 (number)	Proprietors and partners (number)	Unpaid family workers (number)
<b>CAGUAS, PR</b>										
	Wholesale trade .....	247	573 152	77 513	121 190	40 783	9 945	2 761	88	21
	Merchant wholesalers .....	222	487 559	69 590	99 889	36 462	8 940	2 490	79	21
	Other operating types .....	25	85 593	7 923	21 301	4 321	1 005	271	9	—
50	Wholesale trade—durable goods .....	117	238 490	25 240	67 069	21 345	5 200	1 293	34	8
501	Motor vehicles & motor vehicle parts & supplies .....	13	10 661	1 811	6 022	1 253	304	76	6	1
502	Furniture & home furnishings .....	6	12 762	2 051	3 715	1 358	324	92	2	—
503	Lumber & other construction materials .....	10	8 795	808	4 012	775	163	64	3	—
504	Professional & commercial equipment & supplies .....	21	53 312	4 394	17 192	5 784	1 667	324	6	3
505	Metals & minerals, except petroleum .....	5	40 916	4 361	6 524	2 738	620	186	1	—
506	Electrical goods .....	10	50 851	2 444	12 297	3 085	598	126	3	4
507	Hardware & plumbing & heating equipment & supplies .....	13	11 094	1 131	2 394	958	222	66	4	—
508	Machinery, equipment, & supplies .....	26	42 078	7 456	12 273	4 275	1 032	252	6	—
509	Miscellaneous durable goods .....	13	8 021	784	2 640	1 119	270	107	3	—
51	Wholesale trade—nondurable goods .....	130	334 662	52 273	54 121	19 438	4 745	1 468	54	13
511	Paper & paper products .....	1	D	D	D	D	D	b	D	D
512	Drugs, drug proprietaries, & druggists' sundries .....	17	162 399	25 047	18 776	6 600	1 635	291	1	—
513	Apparel, piece goods, & notions .....	16	20 445	3 849	6 437	1 895	458	181	12	8
514	Groceries & related products .....	38	82 311	11 993	13 116	6 011	1 437	524	21	3
516	Chemicals & allied products .....	10	15 884	2 289	3 020	1 055	262	63	1	—
517	Petroleum & petroleum products .....	13	D	D	D	D	D	b	D	D
518	Beer, wine, & distilled alcoholic beverages .....	2	D	D	D	D	D	a	D	D
519	Miscellaneous nondurable goods .....	33	35 502	7 245	10 148	3 171	769	331	18	2
<b>FAJARDO, PR</b>										
	Wholesale trade .....	35	37 619	5 183	6 862	2 433	531	204	11	2
	Merchant wholesalers .....	33	D	D	D	D	D	c	D	D
	Other operating types .....	2	D	D	D	D	D	a	D	D
50	Wholesale trade—durable goods .....	17	12 485	1 761	2 640	1 062	250	87	5	1
502	Furniture & home furnishings .....	1	D	D	D	D	D	a	D	D
503	Lumber & other construction materials .....	5	4 614	592	752	296	68	22	2	—
504	Professional & commercial equipment & supplies .....	2	D	D	D	D	D	a	D	D
506	Electrical goods .....	1	D	D	D	D	D	a	D	D
507	Hardware & plumbing & heating equipment & supplies .....	5	D	D	D	D	D	b	D	D
508	Machinery, equipment, & supplies .....	3	1 651	297	412	187	40	18	1	—
51	Wholesale trade—nondurable goods .....	18	25 134	3 422	4 222	1 371	281	117	6	1
512	Drugs, drug proprietaries, & druggists' sundries .....	1	D	D	D	D	D	b	D	D
513	Apparel, piece goods, & notions .....	1	D	D	D	D	D	a	D	D
514	Groceries & related products .....	6	13 345	1 676	1 844	672	141	60	2	—
517	Petroleum & petroleum products .....	4	2 838	101	541	94	20	9	—	—
519	Miscellaneous nondurable goods .....	6	D	D	D	D	D	b	D	D
<b>GUAYAMA, PR</b>										
	Wholesale trade .....	28	65 029	11 941	13 289	4 866	1 157	216	12	2
	Merchant wholesalers .....	24	D	D	D	D	D	c	D	D
	Other operating types .....	4	D	D	D	D	D	b	D	D
50	Wholesale trade—durable goods .....	11	8 215	1 766	2 205	884	263	81	4	—
503	Lumber & other construction materials .....	1	D	D	D	D	D	a	D	D
504	Professional & commercial equipment & supplies .....	2	D	D	D	D	D	a	D	D
506	Electrical goods .....	1	D	D	D	D	D	a	D	D
508	Machinery, equipment, & supplies .....	3	2 472	422	689	303	73	17	1	—
509	Miscellaneous durable goods .....	4	D	D	D	D	D	b	D	D
51	Wholesale trade—nondurable goods .....	17	56 814	10 175	11 084	3 982	894	135	8	2
511	Paper & paper products .....	1	D	D	D	D	D	a	D	D
512	Drugs, drug proprietaries, & druggists' sundries .....	2	D	D	D	D	D	b	D	D
513	Apparel, piece goods, & notions .....	1	D	D	D	D	D	a	D	D
514	Groceries & related products .....	6	5 306	894	1 232	719	142	49	2	—
517	Petroleum & petroleum products .....	2	D	D	D	D	D	a	D	D
519	Miscellaneous nondurable goods .....	5	D	D	D	D	D	a	D	D
<b>MAYAGÜEZ, PR</b>										
	Wholesale trade .....	149	408 944	64 108	67 504	24 723	6 042	1 411	61	21
	Merchant wholesalers .....	131	260 393	38 160	39 788	13 977	3 252	984	56	21
	Other operating types .....	18	148 551	25 948	27 716	10 746	2 790	427	5	—
50	Wholesale trade—durable goods .....	67	73 766	12 453	17 586	6 577	1 469	432	25	7
501	Motor vehicles & motor vehicle parts & supplies .....	12	14 635	4 212	3 487	1 284	295	84	6	2
502	Furniture & home furnishings .....	3	D	D	D	D	D	a	D	D
503	Lumber & other construction materials .....	6	7 782	767	2 047	838	200	64	1	—
504	Professional & commercial equipment & supplies .....	12	12 045	2 515	4 609	1 556	329	96	4	—
505	Metals & minerals, except petroleum .....	1	D	D	D	D	D	a	D	D
506	Electrical goods .....	6	9 636	2 016	2 083	866	192	30	4	1
507	Hardware & plumbing & heating equipment & supplies .....	5	4 762	610	901	237	54	16	1	1
508	Machinery, equipment, & supplies .....	17	12 294	1 735	2 956	1 202	253	88	7	3
509	Miscellaneous durable goods .....	5	10 676	288	911	390	89	31	2	—

**Table 4. Summary Statistics for Commercial Regions: 1997—Con.**

[Detail may not add to total because of rounding. For meaning of abbreviations and symbols, see introductory text. For explanation of terms, see Appendix A]

SIC code	Geographic area, type of operation and kind of business	Establishments (number)	Sales (\$1,000)	End-of-year inventories (\$1,000)	Operating expenses (\$1,000)	Annual payroll (\$1,000)	First-quarter payroll (\$1,000)	Paid employees for pay period including Mar. 12 (number)	Proprietors and partners (number)	Unpaid family workers (number)
<b>MAYAGÜEZ, PR—Con.</b>										
<b>51</b>	<b>Wholesale trade—nondurable goods</b>	<b>82</b>	<b>335 178</b>	<b>51 655</b>	<b>49 918</b>	<b>18 146</b>	<b>4 573</b>	<b>979</b>	<b>36</b>	<b>14</b>
511	Paper & paper products	2	D	D	D	D	D	a	D	D
512	Drugs, drug proprietaries, & druggists' sundries	4	4 310	366	1 362	372	89	40	1	4
513	Apparel, piece goods, & notions	6	3 146	623	784	235	52	27	5	3
514	Groceries & related products	39	161 047	28 637	26 149	6 738	1 664	483	18	3
515	Farm-product raw materials	2	D	D	D	D	D	a	D	D
516	Chemicals & allied products	1	D	D	D	D	D	a	D	D
517	Petroleum & petroleum products	7	17 852	784	2 139	569	131	41	1	1
518	Beer, wine, & distilled alcoholic beverages	8	62 794	3 653	6 171	1 677	387	85	6	3
519	Miscellaneous nondurable goods	13	84 687	17 294	13 002	8 439	2 221	291	4	—
<b>PONCE, PR</b>										
	<b>Wholesale trade</b>	<b>213</b>	<b>628 736</b>	<b>60 441</b>	<b>104 174</b>	<b>32 722</b>	<b>7 678</b>	<b>2 489</b>	<b>68</b>	<b>19</b>
	Merchant wholesalers	186	500 072	49 082	79 513	25 154	5 908	2 087	63	19
	Other operating types	27	128 664	11 359	24 661	7 568	1 770	402	5	—
<b>50</b>	<b>Wholesale trade—durable goods</b>	<b>99</b>	<b>100 036</b>	<b>20 180</b>	<b>26 384</b>	<b>10 563</b>	<b>2 367</b>	<b>779</b>	<b>27</b>	<b>5</b>
501	Motor vehicles & motor vehicle parts & supplies	11	19 010	7 070	4 391	2 030	437	97	3	1
502	Furniture & home furnishings	1	D	D	D	D	D	a	D	D
503	Lumber & other construction materials	7	9 677	958	2 136	871	247	105	2	—
504	Professional & commercial equipment & supplies	26	25 037	3 210	6 684	2 638	560	174	5	—
505	Metals & minerals, except petroleum	4	D	D	D	D	D	a	D	D
506	Electrical goods	6	8 014	1 854	2 587	703	156	56	3	—
507	Hardware & plumbing & heating equipment & supplies	13	7 553	1 682	1 818	664	137	50	5	3
508	Machinery, equipment, & supplies	24	24 852	4 599	7 519	3 057	706	235	1	—
509	Miscellaneous durable goods	7	2 461	454	465	206	38	27	3	—
<b>51</b>	<b>Wholesale trade—nondurable goods</b>	<b>114</b>	<b>528 700</b>	<b>40 261</b>	<b>77 790</b>	<b>22 159</b>	<b>5 311</b>	<b>1 710</b>	<b>41</b>	<b>14</b>
511	Paper & paper products	2	D	D	D	D	D	a	D	D
512	Drugs, drug proprietaries, & druggists' sundries	11	81 586	3 689	10 427	1 583	382	97	2	—
513	Apparel, piece goods, & notions	5	D	D	D	D	D	b	D	D
514	Groceries & related products	48	277 164	19 851	45 014	14 072	3 456	1 207	25	6
515	Farm-product raw materials	3	D	D	D	D	D	a	D	D
516	Chemicals & allied products	5	32 751	7 657	4 970	1 551	350	78	—	—
517	Petroleum & petroleum products	16	41 425	694	4 928	1 502	340	86	—	—
518	Beer, wine, & distilled alcoholic beverages	5	77 429	5 152	7 780	2 016	443	87	2	—
519	Miscellaneous nondurable goods	19	9 564	1 845	2 600	725	177	91	7	4
<b>SAN JUAN, PR</b>										
	<b>Wholesale trade</b>	<b>1 461</b>	<b>7 484 172</b>	<b>1 034 297</b>	<b>1 502 545</b>	<b>531 260</b>	<b>125 759</b>	<b>22 149</b>	<b>252</b>	<b>35</b>
	Merchant wholesalers	1 253	5 766 177	865 171	1 052 057	373 034	86 203	18 014	216	33
	Other operating types	208	1 717 995	169 126	450 488	158 226	39 556	4 135	36	2
<b>50</b>	<b>Wholesale trade—durable goods</b>	<b>838</b>	<b>3 006 815</b>	<b>499 427</b>	<b>666 636</b>	<b>263 989</b>	<b>63 606</b>	<b>11 199</b>	<b>142</b>	<b>19</b>
501	Motor vehicles & motor vehicle parts & supplies	116	603 712	140 639	117 005	38 240	8 869	1 966	22	3
502	Furniture & home furnishings	39	50 284	9 918	12 429	4 711	1 117	358	13	1
503	Lumber & other construction materials	54	162 310	32 722	34 474	11 245	2 667	568	12	1
504	Professional & commercial equipment & supplies	195	900 334	100 920	215 915	92 743	24 119	3 280	28	7
5043	Photographic equipment & supplies	6	D	D	D	D	D	e	D	D
5044	Office equipment	61	267 015	40 583	65 334	29 432	7 937	1 038	7	3
5045	Computers & computer peripheral equipment & software	36	199 948	14 239	59 198	29 109	7 785	745	3	—
5046	Commercial equipment, nec	13	20 256	2 903	6 311	2 590	582	137	1	1
5047	Medical, dental, & hospital equipment & supplies	63	317 247	33 216	61 426	23 602	5 759	957	10	3
5048	Ophthalmic goods	5	D	D	D	D	D	b	D	D
5049	Professional equipment & supplies, nec	11	D	D	D	D	D	b	D	D
505	Metals & minerals, except petroleum	7	33 375	1 008	1 640	534	157	35	4	—
506	Electrical goods	115	485 551	69 057	109 483	43 264	9 547	1 496	17	1
5063	Electrical apparatus & equipment, wiring supplies & materials	59	225 610	27 806	53 042	24 634	5 302	787	10	—
5064	Electrical appliances, television & radio sets	12	164 131	27 081	29 797	5 834	1 066	233	2	—
5065	Electronic parts & equipment, nec	44	95 810	14 170	26 644	12 796	3 179	476	5	1
507	Hardware & plumbing & heating equipment & supplies	80	200 070	43 762	46 417	18 197	4 034	887	8	—
5072	Hardware	47	128 742	34 238	31 008	12 156	3 036	640	7	—
5074	Plumbing & heating equipment & supplies	21	33 235	2 429	5 162	2 263	485	124	1	—
5075	Warm air heating & air-conditioning equipment & supplies	3	D	D	D	D	D	b	D	D
5078	Refrigeration equipment & supplies	9	D	D	D	D	D	c	D	D
508	Machinery, equipment, & supplies	145	431 863	72 763	96 930	42 916	10 111	1 923	18	2
5082	Construction & mining (except petroleum) machinery & equipment	6	12 719	1 946	2 885	1 176	268	74	1	—
5083	Farm & garden machinery & equipment	3	D	D	D	D	D	b	D	D
5084	Industrial machinery & equipment	84	195 193	32 132	49 080	21 956	5 152	1 057	11	1
5085	Industrial supplies	25	163 563	29 109	27 689	13 066	3 101	439	2	—
5087	Service establishment equipment & supplies	26	55 119	8 113	15 373	5 994	1 383	307	4	1
5088	Transportation equipment & supplies, except motor vehicles	1	D	D	D	D	D	a	D	D
509	Miscellaneous durable goods	87	139 316	28 638	32 343	12 139	2 985	686	20	4
5091	Sporting & recreational goods & supplies	12	15 864	4 033	4 186	1 629	388	98	2	1
5092	Toys & hobby goods & supplies	7	20 448	3 549	5 048	2 135	559	73	1	—
5093	Scrap & waste materials	13	19 123	2 336	3 707	1 762	418	95	2	—
5094	Jewelry, watches, precious stones, & precious metals	26	32 492	8 137	8 885	3 470	887	243	7	3
5099	Durable goods, nec	29	51 389	10 583	10 517	3 143	733	177	8	—

**Table 4. Summary Statistics for Commercial Regions: 1997—Con.**

[Detail may not add to total because of rounding. For meaning of abbreviations and symbols, see introductory text. For explanation of terms, see Appendix A]

SIC code	Geographic area, type of operation and kind of business	Establishments (number)	Sales (\$1,000)	End-of-year inventories (\$1,000)	Operating expenses (\$1,000)	Annual payroll (\$1,000)	First-quarter payroll (\$1,000)	Paid employees for pay period including Mar. 12 (number)	Proprietors and partners (number)	Unpaid family workers (number)
<b>SAN JUAN, PR—Con.</b>										
<b>51</b>	<b>Wholesale trade—nondurable goods .....</b>	<b>623</b>	<b>4 477 357</b>	<b>534 870</b>	<b>835 909</b>	<b>267 271</b>	<b>62 153</b>	<b>10 950</b>	<b>110</b>	<b>16</b>
511	Paper & paper products .....	45	148 042	17 227	24 771	8 627	2 380	444	8	—
512	Drugs, drug proprietaries, & druggists' sundries .....	80	853 505	89 683	221 461	75 048	17 636	2 202	8	1
513	Apparel, piece goods, & notions .....	104	132 387	26 452	37 357	13 395	3 029	856	19	3
514	Groceries & related products .....	144	1 304 857	196 335	250 648	79 114	18 475	3 660	30	5
515	Farm-product raw materials .....	7	19 146	5 069	3 568	525	124	55	—	—
516	Chemicals & allied products .....	56	249 049	39 240	44 932	14 844	3 644	636	8	2
517	Petroleum & petroleum products .....	26	683 646	44 347	66 796	14 573	3 550	643	1	1
518	Beer, wine, & distilled alcoholic beverages .....	11	657 078	59 086	93 355	31 204	6 522	931	2	—
519	Miscellaneous nondurable goods .....	150	429 647	57 431	93 021	29 941	6 793	1 523	34	4
5191	Farm supplies .....	13	43 267	7 794	9 033	2 846	666	155	4	—
5192	Books, periodicals, & newspapers .....	40	35 527	8 047	12 420	3 839	819	238	6	—
5193	Flowers, nursery stock, & florists' supplies .....	17	D	D	D	D	D	c	D	D
5194	Tobacco & tobacco products .....	3	D	D	D	D	D	b	D	D
5198	Paints, varnishes, & supplies .....	23	35 678	6 157	8 531	3 452	731	135	2	1
5199	Nondurable goods, nec .....	54	220 880	25 723	40 602	14 253	3 112	738	14	1

**Table 5. Statistics for Municipios: 1997**

[Detail may not add to total because of rounding. For meaning of abbreviations and symbols, see introductory text. For explanation of terms, see Appendix A]

Geographic area	Establishments (number)	Sales (\$1,000)	End-of-year inventories (\$1,000)	Operating expenses (\$1,000)	Annual payroll (\$1,000)	First-quarter payroll (\$1,000)	Paid employees for pay period including Mar. 12 (number)	Proprietors and partners (number)	Unpaid family workers (number)
<b>Puerto Rico</b> .....	<b>2 809</b>	<b>12 594 638</b>	<b>1 696 311</b>	<b>2 473 752</b>	<b>850 898</b>	<b>202 498</b>	<b>39 582</b>	<b>729</b>	<b>154</b>
Adjuntas .....	3	1 887	228	330	129	33	12	1	—
Aguada .....	11	D	D	D	D	D	b	D	D
Aguadilla .....	29	36 165	2 712	5 971	3 171	739	216	11	3
Aguas Buenas .....	7	4 302	668	2 086	637	154	56	5	—
Aibonito .....	10	10 031	691	1 226	361	83	47	2	—
Añasco .....	8	85 577	17 142	13 673	8 376	2 240	305	4	6
Arecibo .....	40	59 284	8 239	11 323	4 401	987	302	14	5
Arroyo .....	3	D	D	D	D	D	b	D	D
Barceloneta .....	13	29 938	6 835	5 877	2 267	522	139	4	2
Barranquitas .....	10	7 290	452	719	307	69	31	4	—
Bayamón .....	220	878 349	127 538	176 982	67 565	16 154	3 327	61	6
Cabo Rojo .....	15	29 422	2 670	4 530	1 298	342	125	8	2
Caguas .....	135	407 402	52 749	83 718	28 233	6 954	1 749	44	12
Camuy .....	11	6 499	1 159	1 076	323	78	29	8	4
Canóvanas .....	7	9 947	917	2 658	862	199	60	3	—
Carolina .....	174	1 010 437	111 720	251 071	84 946	20 443	3 205	28	6
Cataño .....	77	1 331 311	169 157	228 092	60 534	14 496	2 493	5	1
Cayey .....	21	38 202	4 940	10 118	3 124	857	203	10	3
Ceiba .....	2	D	D	D	D	D	a	D	D
Ciales .....	2	D	D	D	D	D	a	D	D
Cidra .....	12	15 451	2 580	4 529	1 688	386	126	3	2
Coamo .....	12	5 412	989	1 358	497	89	45	8	3
Comerio .....	4	D	D	D	D	D	b	D	D
Corozal .....	13	8 210	915	1 757	477	116	64	7	1
Culebra .....	—	—	—	—	—	—	—	—	—
Dorado .....	16	72 313	11 448	18 040	9 281	2 478	355	4	—
Fajardo .....	8	9 036	965	1 478	557	135	47	2	1
Florida .....	3	D	D	D	D	D	a	D	D
Guánica .....	3	1 675	71	209	41	9	11	1	—
Guayama .....	14	6 105	1 047	1 599	619	147	53	9	2
Guayanilla .....	1	D	D	D	D	D	a	D	D
Guaynabo .....	175	1 875 117	221 710	333 379	112 369	26 997	3 945	15	3
Gurabo .....	16	43 554	8 181	6 433	2 305	547	143	3	—
Hatillo .....	23	63 956	5 113	10 296	3 249	747	231	14	2
Hormigueros .....	10	9 815	1 385	2 490	937	206	70	5	1
Humacao .....	19	23 176	3 153	3 944	1 568	379	194	7	—
Isabela .....	20	38 831	6 606	29 242	2 062	483	139	12	5
Jayuya .....	4	D	D	D	D	D	a	D	D
Juana Díaz .....	12	11 569	890	2 234	694	166	89	6	—
Juncos .....	7	2 476	237	1 163	762	127	30	3	—
Lajas .....	7	2 870	146	490	131	26	14	6	2
Lares .....	6	2 097	1 312	442	232	49	32	5	7
Las Marías .....	1	D	D	D	D	D	a	D	D
Las Piedras .....	7	21 311	3 852	4 303	1 507	337	163	3	—
Loíza .....	1	D	D	D	D	D	a	D	D
Luquillo .....	5	6 481	1 146	1 266	438	82	50	—	—
Manatí .....	17	47 112	5 045	5 760	2 289	539	184	6	—
Maricao .....	—	—	—	—	—	—	—	—	—
Maunabo .....	1	D	D	D	D	D	a	D	D
Mayagüez .....	92	265 276	41 352	43 416	12 960	3 003	828	31	7
Moca .....	7	3 784	799	638	306	72	39	6	1
Morovis .....	1	D	D	D	D	D	a	D	D
Naguabo .....	5	2 460	238	537	168	38	19	3	—
Naranjito .....	7	D	D	D	D	D	a	D	D
Orocovis .....	9	6 503	1 012	944	333	88	41	4	1
Patillas .....	3	820	107	182	74	17	15	1	—
Peñuelas .....	7	39 029	1 700	5 796	1 570	399	68	4	—
Ponce .....	148	535 526	52 702	88 428	27 838	6 499	2 049	34	13
Quebradillas .....	2	D	D	D	D	D	a	D	D
Rincón .....	4	2 193	23	955	225	43	16	2	3
Río Grande .....	11	16 037	2 187	2 999	1 063	228	60	4	1
Sabana Grande .....	2	D	D	D	D	D	a	D	D
Salinas .....	7	D	D	D	D	D	b	D	D
San Germán .....	10	11 977	1 263	1 760	719	162	44	4	—
San Juan .....	1 075	4 524 413	693 441	903 985	328 792	77 034	14 644	195	24
San Lorenzo .....	6	5 661	150	3 248	464	95	30	4	4
San Sebastián .....	19	11 900	1 319	2 970	936	226	90	10	1
Santa Isabel .....	6	6 161	754	1 688	563	141	27	2	—
Toa Alta .....	7	8 603	610	1 683	723	158	43	2	—
Toa Baja .....	77	742 141	87 627	146 896	53 266	12 825	2 329	15	1
Trujillo Alto .....	30	64 258	6 509	11 452	4 291	1 086	295	11	2
Utuado .....	10	4 305	1 000	812	339	92	36	4	5
Vega Alta .....	5	4 585	489	1 669	489	108	37	3	—
Vega Baja .....	17	15 725	2 002	5 020	868	205	84	12	4
Vieques .....	3	D	D	D	D	D	a	D	D
Villalba .....	1	D	D	D	D	D	a	D	D
Yabucoa .....	7	1 586	312	422	134	26	20	4	—
Yauco .....	16	25 877	2 744	3 708	1 254	304	164	10	3

**Table 6. Sales Size of Establishments: 1997**

[Detail may not add to total because of rounding. For meaning of abbreviations and symbols, see introductory text. For explanation of terms, see Appendix A]

SIC code	Kind of business and sales size of establishment	Estab- lishments (number)	Sales (\$1,000)	End-of-year inventories (\$1,000)	Operating expenses (\$1,000)	Annual payroll (\$1,000)	First-quarter payroll (\$1,000)	Paid employees for pay period including Mar. 12 (number)	Proprietors and partners (number)	Unpaid family workers (number)
	<b>WHOLESALE TRADE</b>									
	<b>Establishments</b> .....	<b>2 809</b>	<b>12 594 638</b>	<b>1 696 311</b>	<b>2 473 752</b>	<b>850 898</b>	<b>202 498</b>	<b>39 582</b>	<b>729</b>	<b>154</b>
	With annual sales of—									
	Less than \$50,000 .....	57	2 019	442	1 094	497	125	117	28	6
	\$50,000 to \$99,999 .....	148	11 512	2 145	4 351	1 771	446	419	87	17
	\$100,000 to \$199,999 .....	270	40 639	8 133	13 722	5 009	1 174	779	154	23
	\$200,000 to \$249,999 .....	119	26 277	4 452	9 639	3 746	900	407	51	11
	\$250,000 to \$299,999 .....	108	29 532	4 463	9 742	3 939	923	377	43	14
	\$300,000 to \$499,999 .....	346	134 516	26 340	43 712	16 010	3 697	1 393	125	35
	\$500,000 to \$999,999 .....	487	357 223	59 950	103 906	39 359	9 423	2 873	124	32
	\$1,000,000 to \$1,999,999 .....	431	604 468	115 590	177 743	65 793	15 181	3 981	62	12
	\$2,000,000 to \$2,499,999 .....	119	258 031	48 505	61 437	25 671	6 046	1 550	9	—
	\$2,500,000 to \$4,999,999 .....	296	1 043 632	168 070	257 484	93 777	22 191	5 165	21	4
	\$5,000,000 or more .....	428	10 086 789	1 258 221	1 790 922	595 326	142 392	22 521	25	—
50	<b>Wholesale trade—durable goods</b>									
	<b>Establishments</b> .....	<b>1 468</b>	<b>4 462 349</b>	<b>747 129</b>	<b>995 491</b>	<b>375 150</b>	<b>89 728</b>	<b>17 719</b>	<b>350</b>	<b>66</b>
	With annual sales of—									
	Less than \$50,000 .....	30	1 133	265	521	257	63	78	14	2
	\$50,000 to \$99,999 .....	72	5 707	970	2 075	885	232	196	41	8
	\$100,000 to \$199,999 .....	142	21 424	4 489	7 674	2 900	684	381	83	15
	\$200,000 to \$249,999 .....	62	13 696	2 426	5 175	2 235	536	229	25	4
	\$250,000 to \$299,999 .....	54	14 819	2 050	4 809	1 852	426	168	20	3
	\$300,000 to \$499,999 .....	181	70 556	12 581	22 796	8 645	2 044	696	53	13
	\$500,000 to \$999,999 .....	276	201 631	33 961	61 668	24 867	5 947	1 781	67	16
	\$1,000,000 to \$1,999,999 .....	244	343 226	56 887	102 653	40 151	9 384	2 418	26	4
	\$2,000,000 to \$2,499,999 .....	65	141 960	26 075	36 845	16 378	3 903	865	4	—
	\$2,500,000 to \$4,999,999 .....	168	598 913	101 590	156 989	60 006	14 061	2 971	8	1
	\$5,000,000 or more .....	174	3 049 284	505 835	594 286	216 974	52 448	7 936	9	—
501	<b>Motor vehicles &amp; motor vehicle parts &amp; supplies</b>									
	<b>Establishments</b> .....	<b>221</b>	<b>970 135</b>	<b>221 818</b>	<b>175 937</b>	<b>55 346</b>	<b>13 019</b>	<b>2 980</b>	<b>82</b>	<b>17</b>
	With annual sales of—									
	Less than \$50,000 .....	5	201	35	65	27	9	19	6	—
	\$50,000 to \$99,999 .....	15	1 240	282	414	163	42	41	14	2
	\$100,000 to \$199,999 .....	25	3 611	759	1 037	377	84	70	22	4
	\$200,000 to \$249,999 .....	8	1 755	360	412	157	25	20	3	2
	\$250,000 to \$299,999 .....	5	1 385	317	331	129	32	12	4	—
	\$300,000 to \$499,999 .....	21	7 956	1 229	2 246	858	194	78	8	4
	\$500,000 to \$999,999 .....	37	26 928	4 761	7 962	2 527	567	227	16	3
	\$1,000,000 to \$1,999,999 .....	34	45 791	8 687	14 721	5 047	1 162	356	6	1
	\$2,000,000 to \$2,499,999 .....	10	22 292	6 242	4 776	1 966	472	137	—	—
	\$2,500,000 to \$4,999,999 .....	37	138 859	29 262	37 850	14 021	3 177	707	3	1
	\$5,000,000 or more .....	24	720 117	169 884	106 123	30 074	7 255	1 313	—	—
502	<b>Furniture &amp; home furnishings</b>									
	<b>Establishments</b> .....	<b>64</b>	<b>101 117</b>	<b>18 864</b>	<b>25 216</b>	<b>9 394</b>	<b>2 246</b>	<b>630</b>	<b>22</b>	<b>1</b>
	With annual sales of—									
	Less than \$50,000 .....	—	—	—	—	—	—	—	—	—
	\$50,000 to \$99,999 .....	3	D	D	D	D	D	a	D	D
	\$100,000 to \$199,999 .....	12	1 880	233	608	257	53	34	7	—
	\$200,000 to \$249,999 .....	2	D	D	D	D	D	a	D	D
	\$250,000 to \$299,999 .....	5	D	D	D	D	D	a	D	D
	\$300,000 to \$499,999 .....	10	D	D	D	D	D	b	D	D
	\$500,000 to \$999,999 .....	9	D	D	D	D	D	b	D	D
	\$1,000,000 to \$1,999,999 .....	7	9 860	3 688	3 700	1 372	316	87	2	—
	\$2,000,000 to \$2,499,999 .....	3	D	D	D	D	D	b	D	D
	\$2,500,000 to \$4,999,999 .....	9	D	D	D	D	D	c	D	D
	\$5,000,000 or more .....	4	38 837	5 118	6 395	2 436	593	96	3	—
503	<b>Lumber &amp; other construction materials</b>									
	<b>Establishments</b> .....	<b>107</b>	<b>247 347</b>	<b>45 061</b>	<b>56 006</b>	<b>18 603</b>	<b>4 426</b>	<b>1 068</b>	<b>30</b>	<b>3</b>
	With annual sales of—									
	Less than \$50,000 .....	3	126	22	37	20	5	11	3	—
	\$50,000 to \$99,999 .....	6	446	54	159	71	21	20	4	1
	\$100,000 to \$199,999 .....	10	1 354	201	521	171	62	29	6	1
	\$200,000 to \$249,999 .....	3	D	D	D	D	D	a	D	D
	\$250,000 to \$299,999 .....	5	1 384	215	297	134	50	18	2	—
	\$300,000 to \$499,999 .....	15	5 661	872	1 976	791	173	67	7	1
	\$500,000 to \$999,999 .....	18	12 688	1 475	3 212	1 162	300	79	1	—
	\$1,000,000 to \$1,999,999 .....	19	25 898	4 684	8 451	3 406	767	244	2	—
	\$2,000,000 to \$2,499,999 .....	1	D	D	D	D	D	a	D	D
	\$2,500,000 to \$4,999,999 .....	15	57 610	7 200	15 696	4 634	1 183	237	—	—
	\$5,000,000 or more .....	12	139 517	29 834	24 537	7 824	1 771	333	4	—

**Table 6. Sales Size of Establishments: 1997—Con.**

[Detail may not add to total because of rounding. For meaning of abbreviations and symbols, see introductory text. For explanation of terms, see Appendix A]

SIC code	Kind of business and sales size of establishment	Establishments (number)	Sales (\$1,000)	End-of-year inventories (\$1,000)	Operating expenses (\$1,000)	Annual payroll (\$1,000)	First-quarter payroll (\$1,000)	Paid employees for pay period including Mar. 12 (number)	Proprietors and partners (number)	Unpaid family workers (number)
	<b>WHOLESALE TRADE—Con.</b>									
50	<b>Wholesale trade—durable goods—Con.</b>									
504	Professional & commercial equipment & supplies									
	<b>Establishments</b> .....	<b>296</b>	<b>1 085 900</b>	<b>121 590</b>	<b>268 602</b>	<b>112 793</b>	<b>29 065</b>	<b>4 429</b>	<b>59</b>	<b>13</b>
	With annual sales of—									
	Less than \$50,000 .....	7	297	99	134	58	14	15	—	—
	\$50,000 to \$99,999 .....	12	947	129	277	130	38	33	4	1
	\$100,000 to \$199,999 .....	27	4 148	469	1 791	551	169	66	12	3
	\$200,000 to \$249,999 .....	15	3 281	630	1 531	648	154	52	4	—
	\$250,000 to \$299,999 .....	14	3 906	472	1 386	533	111	39	4	—
	\$300,000 to \$499,999 .....	31	11 516	2 537	4 239	1 493	327	128	11	2
	\$500,000 to \$999,999 .....	64	45 025	7 550	16 327	6 752	1 734	473	14	7
	\$1,000,000 to \$1,999,999 .....	51	76 375	9 735	22 550	8 630	1 883	507	8	—
	\$2,000,000 to \$2,499,999 .....	11	23 932	4 817	6 946	4 247	1 007	199	—	—
	\$2,500,000 to \$4,999,999 .....	23	79 764	8 077	23 432	10 023	2 263	398	2	—
	\$5,000,000 or more .....	41	836 709	87 075	189 989	79 728	21 365	2 519	—	—
505	Metals & minerals, except petroleum									
	<b>Establishments</b> .....	<b>22</b>	<b>89 793</b>	<b>8 243</b>	<b>12 168</b>	<b>4 900</b>	<b>1 181</b>	<b>334</b>	<b>10</b>	<b>1</b>
	With annual sales of—									
	Less than \$50,000 .....	—	—	—	—	—	—	—	—	—
	\$50,000 to \$99,999 .....	1	D	D	D	D	D	a	D	D
	\$100,000 to \$199,999 .....	4	595	77	164	73	20	16	5	—
	\$200,000 to \$249,999 .....	—	—	—	—	—	—	—	—	—
	\$250,000 to \$299,999 .....	1	D	D	D	D	D	a	D	D
	\$300,000 to \$499,999 .....	1	D	D	D	D	D	a	D	D
	\$500,000 to \$999,999 .....	2	D	D	D	D	D	a	D	D
	\$1,000,000 to \$1,999,999 .....	5	6 888	930	1 496	710	169	57	2	—
	\$2,000,000 to \$2,499,999 .....	1	D	D	D	D	D	a	D	D
	\$2,500,000 to \$4,999,999 .....	1	D	D	D	D	D	a	D	D
	\$5,000,000 or more .....	6	73 784	6 197	9 047	3 449	828	213	—	—
506	Electrical goods									
	<b>Establishments</b> .....	<b>167</b>	<b>627 311</b>	<b>87 904</b>	<b>160 458</b>	<b>52 410</b>	<b>11 564</b>	<b>1 977</b>	<b>34</b>	<b>7</b>
	With annual sales of—									
	Less than \$50,000 .....	3	104	13	78	44	11	4	—	—
	\$50,000 to \$99,999 .....	7	523	108	172	91	23	18	4	—
	\$100,000 to \$199,999 .....	19	2 914	1 874	1 143	427	92	48	9	4
	\$200,000 to \$249,999 .....	7	1 463	186	836	300	70	24	4	1
	\$250,000 to \$299,999 .....	4	1 111	82	497	181	45	12	3	1
	\$300,000 to \$499,999 .....	11	4 147	799	1 453	463	108	39	2	—
	\$500,000 to \$999,999 .....	29	21 525	4 272	6 011	2 886	627	167	6	—
	\$1,000,000 to \$1,999,999 .....	26	36 931	6 182	11 079	5 097	1 283	204	1	1
	\$2,000,000 to \$2,499,999 .....	9	19 174	2 071	5 858	2 565	640	119	2	—
	\$2,500,000 to \$4,999,999 .....	21	70 345	8 456	16 473	6 275	1 465	292	1	—
	\$5,000,000 or more .....	31	469 074	63 861	116 858	34 081	7 200	1 050	2	—
507	Hardware & plumbing & heating equipment & supplies									
	<b>Establishments</b> .....	<b>150</b>	<b>389 270</b>	<b>81 124</b>	<b>83 069</b>	<b>32 718</b>	<b>7 339</b>	<b>1 633</b>	<b>25</b>	<b>6</b>
	With annual sales of—									
	Less than \$50,000 .....	5	152	60	85	67	11	5	—	—
	\$50,000 to \$99,999 .....	6	443	80	180	66	15	16	2	—
	\$100,000 to \$199,999 .....	12	1 857	309	735	280	40	23	5	1
	\$200,000 to \$249,999 .....	6	1 332	209	439	159	34	16	3	—
	\$250,000 to \$299,999 .....	—	—	—	—	—	—	—	—	—
	\$300,000 to \$499,999 .....	25	9 915	2 426	2 762	1 051	269	99	6	2
	\$500,000 to \$999,999 .....	30	21 721	3 840	6 892	2 743	494	188	9	3
	\$1,000,000 to \$1,999,999 .....	22	29 746	3 647	7 519	2 867	737	165	—	—
	\$2,000,000 to \$2,499,999 .....	8	17 503	3 018	3 256	1 136	264	52	—	—
	\$2,500,000 to \$4,999,999 .....	18	60 481	12 638	13 568	4 324	945	202	—	—
	\$5,000,000 or more .....	18	246 120	54 897	47 633	20 025	4 530	867	—	—
508	Machinery, equipment, & supplies									
	<b>Establishments</b> .....	<b>293</b>	<b>733 671</b>	<b>124 509</b>	<b>165 744</b>	<b>70 173</b>	<b>16 273</b>	<b>3 450</b>	<b>48</b>	<b>11</b>
	With annual sales of—									
	Less than \$50,000 .....	3	106	14	46	12	3	11	3	2
	\$50,000 to \$99,999 .....	12	1 024	133	402	176	38	31	5	2
	\$100,000 to \$199,999 .....	22	3 419	421	923	423	95	57	10	—
	\$200,000 to \$249,999 .....	11	2 491	375	649	271	61	44	6	—
	\$250,000 to \$299,999 .....	14	3 704	563	1 227	485	101	47	5	1
	\$300,000 to \$499,999 .....	40	15 807	2 445	5 200	2 091	532	124	3	1
	\$500,000 to \$999,999 .....	54	40 530	5 917	11 573	4 655	1 106	340	10	3
	\$1,000,000 to \$1,999,999 .....	62	85 115	14 385	24 552	10 326	2 427	596	4	2
	\$2,000,000 to \$2,499,999 .....	15	32 657	6 301	9 797	3 956	956	214	—	—
	\$2,500,000 to \$4,999,999 .....	31	111 047	18 917	28 311	12 715	3 034	616	2	—
	\$5,000,000 or more .....	29	437 771	75 038	83 064	35 063	7 920	1 370	—	—

**Table 6. Sales Size of Establishments: 1997—Con.**

[Detail may not add to total because of rounding. For meaning of abbreviations and symbols, see introductory text. For explanation of terms, see Appendix A]

SIC code	Kind of business and sales size of establishment	Establishments (number)	Sales (\$1,000)	End-of-year inventories (\$1,000)	Operating expenses (\$1,000)	Annual payroll (\$1,000)	First-quarter payroll (\$1,000)	Paid employees for pay period including Mar. 12 (number)	Proprietors and partners (number)	Unpaid family workers (number)
	<b>WHOLESALE TRADE—Con.</b>									
50	<b>Wholesale trade—durable goods—Con.</b>									
509	Miscellaneous durable goods									
	<b>Establishments</b> .....	<b>148</b>	<b>217 805</b>	<b>38 016</b>	<b>48 291</b>	<b>18 813</b>	<b>4 615</b>	<b>1 218</b>	<b>40</b>	<b>7</b>
	With annual sales of—									
	Less than \$50,000 .....	4	147	22	76	29	10	13	2	—
	\$50,000 to \$99,999 .....	10	748	146	380	152	36	20	5	2
	\$100,000 to \$199,999 .....	11	1 646	146	752	341	69	38	7	2
	\$200,000 to \$249,999 .....	10	2 274	252	981	553	150	45	3	—
	\$250,000 to \$299,999 .....	6	1 709	224	411	166	35	19	2	1
	\$300,000 to \$499,999 .....	27	10 856	1 755	3 490	1 416	329	112	10	2
	\$500,000 to \$999,999 .....	33	24 380	4 112	7 224	3 154	894	220	8	—
	\$1,000,000 to \$1,999,999 .....	18	26 622	4 949	8 585	2 696	640	202	1	—
	\$2,000,000 to \$2,499,999 .....	7	15 396	2 076	3 867	1 606	338	87	2	—
	\$2,500,000 to \$4,999,999 .....	13	46 672	10 403	11 885	4 406	1 128	287	—	—
	\$5,000,000 or more .....	9	87 355	13 931	10 640	4 294	986	175	—	—
51	<b>Wholesale trade—nondurable goods</b>									
	<b>Establishments</b> .....	<b>1 341</b>	<b>8 132 289</b>	<b>949 182</b>	<b>1 478 261</b>	<b>475 748</b>	<b>112 770</b>	<b>21 863</b>	<b>379</b>	<b>88</b>
	With annual sales of—									
	Less than \$50,000 .....	27	886	177	573	240	62	39	14	4
	\$50,000 to \$99,999 .....	76	5 805	1 175	2 276	886	214	223	46	9
	\$100,000 to \$199,999 .....	128	19 215	3 644	6 048	2 109	490	398	71	8
	\$200,000 to \$249,999 .....	57	12 581	2 026	4 464	1 511	364	178	26	7
	\$250,000 to \$299,999 .....	54	14 713	2 413	4 933	2 087	497	209	23	11
	\$300,000 to \$499,999 .....	165	63 960	13 759	20 916	7 365	1 653	697	72	22
	\$500,000 to \$999,999 .....	211	155 592	25 989	42 238	14 492	3 476	1 092	57	16
	\$1,000,000 to \$1,999,999 .....	187	261 242	58 703	75 090	25 642	5 797	1 563	36	8
	\$2,000,000 to \$2,499,999 .....	54	116 071	22 430	24 592	9 293	2 143	685	5	—
	\$2,500,000 to \$4,999,999 .....	128	444 719	66 480	100 495	33 771	8 130	2 194	13	3
	\$5,000,000 or more .....	254	7 037 505	752 386	1 196 636	378 352	89 944	14 585	16	—
511	Paper & paper products									
	<b>Establishments</b> .....	<b>57</b>	<b>238 245</b>	<b>23 198</b>	<b>46 780</b>	<b>13 063</b>	<b>3 530</b>	<b>624</b>	<b>9</b>	<b>—</b>
	With annual sales of—									
	Less than \$50,000 .....	—	—	—	—	—	—	—	—	—
	\$50,000 to \$99,999 .....	2	D	D	D	D	D	a	D	D
	\$100,000 to \$199,999 .....	4	622	116	249	80	20	10	1	—
	\$200,000 to \$249,999 .....	3	700	127	160	56	12	8	1	—
	\$250,000 to \$299,999 .....	3	839	123	264	108	26	12	—	—
	\$300,000 to \$499,999 .....	9	3 538	680	1 085	347	100	34	3	—
	\$500,000 to \$999,999 .....	9	6 721	2 014	1 879	746	185	56	2	—
	\$1,000,000 to \$1,999,999 .....	12	17 177	4 347	5 389	1 480	320	77	—	—
	\$2,000,000 to \$2,499,999 .....	2	D	D	D	D	D	b	D	D
	\$2,500,000 to \$4,999,999 .....	6	18 820	3 130	4 989	2 082	514	122	2	—
	\$5,000,000 or more .....	7	185 411	11 703	31 566	7 596	2 223	273	—	—
512	Drugs, drug proprietaries, & druggists' sundries									
	<b>Establishments</b> .....	<b>154</b>	<b>1 528 641</b>	<b>164 198</b>	<b>358 424</b>	<b>115 888</b>	<b>27 342</b>	<b>3 647</b>	<b>25</b>	<b>5</b>
	With annual sales of—									
	Less than \$50,000 .....	2	D	D	D	D	D	a	D	D
	\$50,000 to \$99,999 .....	10	676	99	380	156	35	33	5	—
	\$100,000 to \$199,999 .....	14	2 061	348	675	254	65	58	7	—
	\$200,000 to \$249,999 .....	3	D	D	D	D	D	a	D	D
	\$250,000 to \$299,999 .....	6	1 649	205	910	618	135	28	—	—
	\$300,000 to \$499,999 .....	8	3 304	552	1 317	444	76	39	4	—
	\$500,000 to \$999,999 .....	21	15 593	2 443	5 425	1 955	505	142	6	1
	\$1,000,000 to \$1,999,999 .....	25	35 603	10 200	10 875	4 055	895	234	1	4
	\$2,000,000 to \$2,499,999 .....	5	10 851	2 159	2 875	1 267	286	88	—	—
	\$2,500,000 to \$4,999,999 .....	16	55 622	8 182	14 920	5 034	1 160	445	—	—
	\$5,000,000 or more .....	44	1 402 559	139 949	320 597	102 023	24 169	2 571	—	—
513	Apparel, piece goods, & notions									
	<b>Establishments</b> .....	<b>161</b>	<b>268 149</b>	<b>49 943</b>	<b>62 792</b>	<b>22 852</b>	<b>5 154</b>	<b>1 523</b>	<b>49</b>	<b>20</b>
	With annual sales of—									
	Less than \$50,000 .....	5	153	47	78	44	12	5	—	—
	\$50,000 to \$99,999 .....	14	1 125	189	511	183	44	35	5	3
	\$100,000 to \$199,999 .....	23	3 270	601	892	362	79	73	15	5
	\$200,000 to \$249,999 .....	9	1 939	335	762	293	65	31	4	—
	\$250,000 to \$299,999 .....	9	2 413	207	817	221	51	24	4	3
	\$300,000 to \$499,999 .....	28	10 351	2 337	4 120	1 140	266	127	12	6
	\$500,000 to \$999,999 .....	23	16 501	2 616	4 319	1 451	335	112	7	3
	\$1,000,000 to \$1,999,999 .....	15	21 078	6 950	6 178	2 201	531	143	2	—
	\$2,000,000 to \$2,499,999 .....	9	19 905	5 350	5 151	1 850	439	113	—	—
	\$2,500,000 to \$4,999,999 .....	12	36 769	7 576	10 320	3 097	747	192	—	—
	\$5,000,000 or more .....	14	154 645	23 735	29 644	12 010	2 585	668	—	—

**Table 6. Sales Size of Establishments: 1997—Con.**

[Detail may not add to total because of rounding. For meaning of abbreviations and symbols, see introductory text. For explanation of terms, see Appendix A]

SIC code	Kind of business and sales size of establishment	Establishments (number)	Sales (\$1,000)	End-of-year inventories (\$1,000)	Operating expenses (\$1,000)	Annual payroll (\$1,000)	First-quarter payroll (\$1,000)	Paid employees for pay period including Mar. 12 (number)	Proprietors and partners (number)	Unpaid family workers (number)
	<b>WHOLESALE TRADE—Con.</b>									
51	<b>Wholesale trade—nondurable goods—Con.</b>									
514	Groceries & related products									
	<b>Establishments</b> .....	<b>408</b>	<b>2 762 487</b>	<b>361 843</b>	<b>525 203</b>	<b>168 443</b>	<b>40 134</b>	<b>8 873</b>	<b>153</b>	<b>28</b>
	With annual sales of—									
	Less than \$50,000 .....	11	394	59	297	123	34	20	12	4
	\$50,000 to \$99,999 .....	20	1 526	327	484	193	48	63	20	2
	\$100,000 to \$199,999 .....	36	5 338	1 116	1 767	574	122	102	26	2
	\$200,000 to \$249,999 .....	10	2 268	354	1 050	459	112	36	4	—
	\$250,000 to \$299,999 .....	12	3 277	496	1 180	426	106	60	7	5
	\$300,000 to \$499,999 .....	42	16 652	2 997	5 773	2 490	505	209	23	2
	\$500,000 to \$999,999 .....	48	36 033	5 574	8 611	3 320	837	274	23	8
	\$1,000,000 to \$1,999,999 .....	53	75 467	14 329	17 040	5 632	1 349	429	20	2
	\$2,000,000 to \$2,499,999 .....	22	47 774	7 942	8 341	3 532	852	310	3	—
	\$2,500,000 to \$4,999,999 .....	50	180 866	26 322	34 040	10 123	2 475	751	8	3
	\$5,000,000 or more .....	104	2 392 892	302 327	446 620	141 571	33 694	6 619	7	—
515	Farm-product raw materials									
	<b>Establishments</b> .....	<b>19</b>	<b>60 109</b>	<b>14 798</b>	<b>9 713</b>	<b>1 866</b>	<b>448</b>	<b>151</b>	<b>4</b>	<b>5</b>
	With annual sales of—									
	Less than \$50,000 .....	—	—	—	—	—	—	—	—	—
	\$50,000 to \$99,999 .....	—	—	—	—	—	—	—	—	—
	\$100,000 to \$199,999 .....	2	D	D	D	D	D	a	D	D
	\$200,000 to \$249,999 .....	2	D	D	D	D	D	a	D	D
	\$250,000 to \$299,999 .....	—	—	—	—	—	—	—	—	—
	\$300,000 to \$499,999 .....	4	1 445	406	234	80	24	14	2	3
	\$500,000 to \$999,999 .....	4	3 448	980	881	268	56	22	—	—
	\$1,000,000 to \$1,999,999 .....	2	D	D	D	D	D	a	D	D
	\$2,000,000 to \$2,499,999 .....	—	—	—	—	—	—	—	—	—
	\$2,500,000 to \$4,999,999 .....	1	D	D	D	D	D	b	D	D
	\$5,000,000 or more .....	4	46 946	11 780	5 039	771	184	49	—	—
516	Chemicals & allied products									
	<b>Establishments</b> .....	<b>102</b>	<b>450 020</b>	<b>67 742</b>	<b>85 114</b>	<b>29 724</b>	<b>7 256</b>	<b>1 309</b>	<b>13</b>	<b>3</b>
	With annual sales of—									
	Less than \$50,000 .....	2	D	D	D	D	D	a	D	D
	\$50,000 to \$99,999 .....	3	D	D	D	D	D	a	D	D
	\$100,000 to \$199,999 .....	2	D	D	D	D	D	a	D	D
	\$200,000 to \$249,999 .....	1	D	D	D	D	D	a	D	D
	\$250,000 to \$299,999 .....	3	805	280	283	173	55	16	1	—
	\$300,000 to \$499,999 .....	8	2 997	789	877	271	66	30	2	1
	\$500,000 to \$999,999 .....	21	16 040	2 624	4 586	1 357	334	97	4	2
	\$1,000,000 to \$1,999,999 .....	16	21 800	2 888	7 761	2 498	578	127	3	—
	\$2,000,000 to \$2,499,999 .....	5	10 285	3 107	3 108	1 545	133	31	—	—
	\$2,500,000 to \$4,999,999 .....	16	53 257	6 087	13 796	5 967	1 484	282	1	—
	\$5,000,000 or more .....	25	344 017	51 853	55 863	18 754	4 557	702	1	—
517	Petroleum & petroleum products									
	<b>Establishments</b> .....	<b>106</b>	<b>1 102 179</b>	<b>58 757</b>	<b>104 056</b>	<b>22 687</b>	<b>5 410</b>	<b>1 162</b>	<b>4</b>	<b>2</b>
	With annual sales of—									
	Less than \$50,000 .....	1	D	D	D	D	D	a	D	D
	\$50,000 to \$99,999 .....	1	D	D	D	D	D	a	D	D
	\$100,000 to \$199,999 .....	7	D	D	D	D	D	b	D	D
	\$200,000 to \$249,999 .....	8	1 831	251	457	126	30	25	—	—
	\$250,000 to \$299,999 .....	5	1 354	187	272	95	21	15	—	—
	\$300,000 to \$499,999 .....	14	5 170	681	1 242	332	75	34	1	1
	\$500,000 to \$999,999 .....	26	18 785	1 215	2 925	609	146	44	2	—
	\$1,000,000 to \$1,999,999 .....	13	17 189	897	3 731	1 004	233	62	—	—
	\$2,000,000 to \$2,499,999 .....	1	D	D	D	D	D	a	D	D
	\$2,500,000 to \$4,999,999 .....	8	27 069	1 488	4 395	1 433	337	87	—	—
	\$5,000,000 or more .....	22	1 027 515	53 478	90 235	18 827	4 511	857	—	—
518	Beer, wine, & distilled alcoholic beverages									
	<b>Establishments</b> .....	<b>36</b>	<b>947 101</b>	<b>79 675</b>	<b>126 519</b>	<b>41 580</b>	<b>9 245</b>	<b>1 353</b>	<b>16</b>	<b>5</b>
	With annual sales of—									
	Less than \$50,000 .....	—	—	—	—	—	—	—	—	—
	\$50,000 to \$99,999 .....	1	D	D	D	D	D	a	D	D
	\$100,000 to \$199,999 .....	—	—	—	—	—	—	—	—	—
	\$200,000 to \$249,999 .....	1	D	D	D	D	D	a	D	D
	\$250,000 to \$299,999 .....	—	—	—	—	—	—	—	—	—
	\$300,000 to \$499,999 .....	3	1 250	147	203	68	17	13	3	2
	\$500,000 to \$999,999 .....	7	5 240	1 861	1 321	547	92	40	4	—
	\$1,000,000 to \$1,999,999 .....	7	D	D	D	D	D	b	D	D
	\$2,000,000 to \$2,499,999 .....	2	D	D	D	D	D	a	D	D
	\$2,500,000 to \$4,999,999 .....	3	D	D	D	D	D	b	D	D
	\$5,000,000 or more .....	12	914 192	69 966	118 448	38 520	8 544	1 182	1	—



**Table 6. Sales Size of Establishments: 1997—Con.**

[Detail may not add to total because of rounding. For meaning of abbreviations and symbols, see introductory text. For explanation of terms, see Appendix A]

SIC code	Kind of business and sales size of establishment	Establishments (number)	Sales (\$1,000)	End-of-year inventories (\$1,000)	Operating expenses (\$1,000)	Annual payroll (\$1,000)	First-quarter payroll (\$1,000)	Paid employees for pay period including Mar. 12 (number)	Proprietors and partners (number)	Unpaid family workers (number)
	<b>WHOLESALE TRADE—Con.</b>									
51	<b>Wholesale trade—nondurable goods—Con.</b>									
519	Miscellaneous nondurable goods									
	<b>Establishments .....</b>	<b>298</b>	<b>775 358</b>	<b>129 028</b>	<b>159 660</b>	<b>59 645</b>	<b>14 251</b>	<b>3 221</b>	<b>106</b>	<b>20</b>
	With annual sales of—									
	Less than \$50,000 .....	6	173	32	99	30	6	5	2	—
	\$50,000 to \$99,999 .....	25	1 948	499	642	222	54	75	14	3
	\$100,000 to \$199,999 .....	40	6 199	1 184	1 947	672	164	115	21	1
	\$200,000 to \$249,999 .....	20	4 307	839	1 183	382	99	63	12	4
	\$250,000 to \$299,999 .....	16	4 376	915	1 207	446	103	54	11	3
	\$300,000 to \$499,999 .....	49	19 253	5 170	6 065	2 193	524	197	22	7
	\$500,000 to \$999,999 .....	52	37 231	6 662	12 291	4 239	986	305	9	2
	\$1,000,000 to \$1,999,999 .....	44	59 193	12 007	17 833	6 818	1 411	403	6	—
	\$2,000,000 to \$2,499,999 .....	8	16 778	2 066	4 689	1 314	249	95	1	—
	\$2,500,000 to \$4,999,999 .....	16	56 572	12 059	15 080	5 049	1 178	245	1	—
	\$5,000,000 or more .....	22	569 328	87 595	98 624	38 280	9 477	1 664	7	—

**Table 7. Employment Size of Establishments: 1997**

[Detail may not add to total because of rounding. For meaning of abbreviations and symbols, see introductory text. For explanation of terms, see Appendix A]

SIC code	Kind of business and employment size of establishment	Estab- lishments (number)	Sales (\$1,000)	End-of-year inventories (\$1,000)	Operating expenses (\$1,000)	Annual payroll (\$1,000)	First-quarter payroll (\$1,000)	Paid employees for pay period including Mar. 12 (number)	Proprietors and partners (number)	Unpaid family workers (number)
	<b>WHOLESALE TRADE</b>									
	<b>Establishments</b> .....	<b>2 809</b>	<b>12 594 638</b>	<b>1 696 311</b>	<b>2 473 752</b>	<b>850 898</b>	<b>202 498</b>	<b>39 582</b>	<b>729</b>	<b>154</b>
	No employees .....	63	28 002	5 390	9 148	2 055	—	—	24	6
	1 employee .....	285	94 747	13 114	16 706	4 708	1 114	285	132	45
	2 employees .....	262	206 487	21 446	37 336	10 019	2 212	524	92	35
	3 or 4 employees .....	377	282 907	41 274	67 004	21 707	4 966	1 315	124	42
	5 or 6 employees .....	564	466 699	66 147	97 272	33 199	7 889	2 977	210	7
	7 to 9 employees .....	327	685 844	91 480	131 361	41 103	9 897	2 547	69	6
	10 to 14 employees .....	298	890 903	137 926	177 884	62 536	14 594	3 467	34	4
	15 to 19 employees .....	158	673 312	135 155	133 049	48 681	11 188	2 615	15	1
	20 to 49 employees .....	322	2 765 927	411 808	592 437	193 942	46 055	9 427	25	8
	50 employees or more .....	153	6 499 810	772 571	1 211 555	432 948	104 583	16 425	4	—
50	<b>Wholesale trade—durable goods</b>									
	<b>Establishments</b> .....	<b>1 468</b>	<b>4 462 349</b>	<b>747 129</b>	<b>995 491</b>	<b>375 150</b>	<b>89 728</b>	<b>17 719</b>	<b>350</b>	<b>66</b>
	No employees .....	37	17 542	3 277	4 392	1 573	—	—	16	5
	1 employee .....	130	35 364	5 210	7 120	2 470	585	130	55	19
	2 employees .....	146	68 601	8 216	15 337	5 686	1 243	292	53	20
	3 or 4 employees .....	206	143 748	20 822	36 710	12 606	2 962	734	91	12
	5 or 6 employees .....	275	200 356	25 749	48 443	17 801	4 340	1 448	55	3
	7 to 9 employees .....	183	338 571	48 096	68 068	22 992	5 582	1 418	40	6
	10 to 14 employees .....	162	379 293	68 421	91 534	35 225	8 399	1 887	21	1
	15 to 19 employees .....	91	289 279	83 062	78 241	29 524	6 692	1 508	8	—
	20 to 49 employees .....	181	1 195 029	190 052	307 319	112 396	26 669	5 200	9	—
	50 employees or more .....	57	1 794 566	294 224	338 327	134 877	33 256	5 102	2	—
501	<b>Motor vehicles &amp; motor vehicle parts &amp; supplies</b>									
	<b>Establishments</b> .....	<b>221</b>	<b>970 135</b>	<b>221 818</b>	<b>175 937</b>	<b>55 346</b>	<b>13 019</b>	<b>2 980</b>	<b>82</b>	<b>17</b>
	No employees .....	6	3 667	429	986	316	—	—	4	3
	1 employee .....	21	3 646	683	1 038	312	72	21	17	5
	2 employees .....	15	7 781	1 136	1 468	425	93	30	13	3
	3 or 4 employees .....	25	12 513	2 360	3 647	1 092	244	92	13	2
	5 or 6 employees .....	49	33 962	5 152	10 095	2 667	568	258	22	2
	7 to 9 employees .....	22	25 234	6 001	6 029	2 262	558	170	7	1
	10 to 14 employees .....	28	56 584	12 710	15 716	5 391	1 262	326	2	1
	15 to 19 employees .....	10	56 052	44 006	11 680	3 776	811	163	2	—
	20 to 49 employees .....	35	193 266	40 527	48 069	18 327	4 427	977	—	—
	50 employees or more .....	10	577 430	108 814	77 209	20 778	4 984	943	2	—
502	<b>Furniture &amp; home furnishings</b>									
	<b>Establishments</b> .....	<b>64</b>	<b>101 117</b>	<b>18 864</b>	<b>25 216</b>	<b>9 394</b>	<b>2 246</b>	<b>630</b>	<b>22</b>	<b>1</b>
	No employees .....	1	D	D	D	D	D	a	D	D
	1 employee .....	9	2 201	153	429	103	23	9	4	1
	2 employees .....	5	D	D	D	D	D	a	D	D
	3 or 4 employees .....	6	D	D	D	D	D	b	D	D
	5 or 6 employees .....	12	12 008	434	1 354	455	115	63	6	—
	7 to 9 employees .....	9	D	D	D	D	D	b	D	D
	10 to 14 employees .....	4	4 417	1 574	1 584	527	125	42	—	—
	15 to 19 employees .....	8	D	D	D	D	D	c	D	D
	20 to 49 employees .....	10	54 075	10 117	13 687	5 183	1 258	284	2	—
	50 employees or more .....	—	—	—	—	—	—	—	—	—
503	<b>Lumber &amp; other construction materials</b>									
	<b>Establishments</b> .....	<b>107</b>	<b>247 347</b>	<b>45 061</b>	<b>56 006</b>	<b>18 603</b>	<b>4 426</b>	<b>1 068</b>	<b>30</b>	<b>3</b>
	No employees .....	2	D	D	D	D	D	a	D	D
	1 employee .....	11	D	D	D	D	D	a	D	D
	2 employees .....	9	D	D	D	D	D	a	D	D
	3 or 4 employees .....	14	10 401	783	1 899	734	212	47	5	1
	5 or 6 employees .....	23	11 195	935	1 915	741	191	118	10	—
	7 to 9 employees .....	8	11 365	1 448	2 252	829	175	59	—	—
	10 to 14 employees .....	18	52 981	9 487	12 601	4 579	1 009	210	5	—
	15 to 19 employees .....	5	20 323	4 958	6 136	1 711	382	85	—	—
	20 to 49 employees .....	16	100 337	20 737	21 313	6 605	1 791	422	1	—
	50 employees or more .....	1	D	D	D	D	D	b	D	D
504	<b>Professional &amp; commercial equipment &amp; supplies</b>									
	<b>Establishments</b> .....	<b>296</b>	<b>1 085 900</b>	<b>121 590</b>	<b>268 602</b>	<b>112 793</b>	<b>29 065</b>	<b>4 429</b>	<b>59</b>	<b>13</b>
	No employees .....	6	1 892	279	1 140	338	—	—	2	—
	1 employee .....	28	8 583	637	1 298	562	130	28	7	1
	2 employees .....	28	13 571	1 470	2 922	964	240	56	10	5
	3 or 4 employees .....	38	27 809	3 500	7 775	2 637	616	129	8	4
	5 or 6 employees .....	55	44 869	5 022	10 115	4 098	934	295	15	1
	7 to 9 employees .....	38	37 513	4 914	11 651	4 866	1 141	293	9	2
	10 to 14 employees .....	30	49 257	6 337	6 668	1 490	347	6	—	—
	15 to 19 employees .....	18	40 336	4 830	14 178	5 709	1 304	305	—	—
	20 to 49 employees .....	35	269 934	21 785	65 886	24 570	5 914	999	2	—
	50 employees or more .....	20	592 136	72 816	136 301	62 381	17 296	1 977	—	—

**Table 7. Employment Size of Establishments: 1997—Con.**

[Detail may not add to total because of rounding. For meaning of abbreviations and symbols, see introductory text. For explanation of terms, see Appendix A]

SIC code	Kind of business and employment size of establishment	Estab-lishments (number)	Sales (\$1,000)	End-of-year inventories (\$1,000)	Operating expenses (\$1,000)	Annual payroll (\$1,000)	First-quarter payroll (\$1,000)	Paid employees for pay period including Mar. 12 (number)	Proprietors and partners (number)	Unpaid family workers (number)
	<b>WHOLESALE TRADE—Con.</b>									
50	<b>Wholesale trade—durable goods—Con.</b>									
505	<b>Metals &amp; minerals, except petroleum</b>									
	<b>Establishments</b> .....	<b>22</b>	<b>89 793</b>	<b>8 243</b>	<b>12 168</b>	<b>4 900</b>	<b>1 181</b>	<b>334</b>	<b>10</b>	<b>1</b>
	No employees .....	—	—	—	—	—	—	—	—	—
	1 employee.....	3	D	D	D	D	D	a	D	D
	2 employees.....	1	D	D	D	D	D	a	D	D
	3 or 4 employees .....	1	D	D	D	D	D	a	D	D
	5 or 6 employees .....	5	833	134	196	78	21	25	4	—
	7 to 9 employees.....	2	D	D	D	D	D	a	D	D
	10 to 14 employees .....	4	9 029	906	1 471	598	163	44	1	—
	15 to 19 employees .....	1	D	D	D	D	D	a	D	D
	20 to 49 employees .....	4	30 905	3 308	5 124	2 086	472	130	—	—
	50 employees or more .....	1	D	D	D	D	D	b	D	D
506	<b>Electrical goods</b>									
	<b>Establishments</b> .....	<b>167</b>	<b>627 311</b>	<b>87 904</b>	<b>160 458</b>	<b>52 410</b>	<b>11 564</b>	<b>1 977</b>	<b>34</b>	<b>7</b>
	No employees .....	4	3 394	793	487	152	—	—	—	—
	1 employee.....	17	3 060	1 812	860	283	56	17	7	4
	2 employees.....	14	6 263	503	2 181	1 077	207	28	5	1
	3 or 4 employees .....	28	26 541	4 948	5 169	1 769	432	100	8	1
	5 or 6 employees .....	24	24 435	3 632	5 660	2 376	517	129	8	—
	7 to 9 employees.....	23	96 711	12 329	17 853	3 377	955	182	2	1
	10 to 14 employees .....	14	48 071	5 349	10 322	3 982	931	171	—	—
	15 to 19 employees .....	15	51 609	8 959	13 035	5 434	1 180	250	2	—
	20 to 49 employees .....	23	203 315	29 393	69 555	21 546	4 962	688	2	—
	50 employees or more .....	5	163 912	20 186	35 336	12 414	2 324	412	—	—
507	<b>Hardware &amp; plumbing &amp; heating equipment &amp; supplies</b>									
	<b>Establishments</b> .....	<b>150</b>	<b>389 270</b>	<b>81 124</b>	<b>83 069</b>	<b>32 718</b>	<b>7 339</b>	<b>1 633</b>	<b>25</b>	<b>6</b>
	No employees .....	9	4 863	1 287	1 064	485	—	—	2	—
	1 employee.....	7	1 351	428	425	95	30	7	2	1
	2 employees.....	19	7 434	762	2 037	597	121	38	7	5
	3 or 4 employees .....	28	24 650	3 211	6 559	1 893	390	100	6	—
	5 or 6 employees .....	29	23 110	3 794	5 082	1 889	470	154	2	—
	7 to 9 employees.....	17	31 652	4 441	5 804	2 115	475	131	4	—
	10 to 14 employees .....	14	28 591	5 239	7 894	3 050	798	157	1	—
	15 to 19 employees .....	7	19 256	3 494	7 215	2 565	563	117	1	—
	20 to 49 employees .....	12	100 452	18 550	20 614	8 284	1 673	355	—	—
	50 employees or more .....	8	147 911	39 918	26 375	11 745	2 819	574	—	—
508	<b>Machinery, equipment, &amp; supplies</b>									
	<b>Establishments</b> .....	<b>293</b>	<b>733 671</b>	<b>124 509</b>	<b>165 744</b>	<b>70 173</b>	<b>16 273</b>	<b>3 450</b>	<b>48</b>	<b>11</b>
	No employees .....	4	2 055	208	355	158	—	—	3	2
	1 employee.....	18	4 584	456	953	385	81	18	5	3
	2 employees.....	39	16 114	2 150	3 569	1 503	307	78	5	3
	3 or 4 employees .....	45	29 110	4 357	7 950	3 094	753	165	4	1
	5 or 6 employees .....	53	38 557	5 199	9 031	3 624	952	276	20	—
	7 to 9 employees.....	38	59 236	7 532	13 007	5 515	1 295	301	7	2
	10 to 14 employees .....	36	93 699	17 056	17 544	7 839	1 968	427	3	—
	15 to 19 employees .....	17	50 671	9 744	13 151	5 413	1 243	281	—	—
	20 to 49 employees .....	32	188 078	36 471	49 819	19 949	4 815	958	1	—
	50 employees or more .....	11	251 567	41 336	50 365	22 693	4 859	946	—	—
509	<b>Miscellaneous durable goods</b>									
	<b>Establishments</b> .....	<b>148</b>	<b>217 805</b>	<b>38 016</b>	<b>48 291</b>	<b>18 813</b>	<b>4 615</b>	<b>1 218</b>	<b>40</b>	<b>7</b>
	No employees .....	5	1 069	224	290	104	—	—	2	—
	1 employee.....	16	D	D	D	D	D	a	D	D
	2 employees.....	16	10 897	1 823	1 799	649	161	32	5	1
	3 or 4 employees .....	21	8 793	1 249	2 710	1 080	247	76	6	3
	5 or 6 employees .....	25	11 387	1 447	4 995	1 873	572	130	8	—
	7 to 9 employees.....	26	40 781	6 716	8 103	2 868	687	193	7	—
	10 to 14 employees .....	14	36 664	9 763	7 066	2 591	653	163	3	—
	15 to 19 employees .....	10	32 297	4 264	7 764	2 738	694	163	1	—
	20 to 49 employees .....	14	54 667	9 164	13 252	5 846	1 357	387	1	—
	50 employees or more .....	1	D	D	D	D	D	b	D	D

**Table 7. Employment Size of Establishments: 1997—Con.**

[Detail may not add to total because of rounding. For meaning of abbreviations and symbols, see introductory text. For explanation of terms, see Appendix A]

SIC code	Kind of business and employment size of establishment	Estab- lishments (number)	Sales (\$1,000)	End-of-year inventories (\$1,000)	Operating expenses (\$1,000)	Annual payroll (\$1,000)	First-quarter payroll (\$1,000)	Paid employees for pay period including Mar. 12 (number)	Proprietors and partners (number)	Unpaid family workers (number)
	<b>WHOLESALE TRADE—Con.</b>									
51	<b>Wholesale trade—nondurable goods</b>									
	<b>Establishments</b> .....	<b>1 341</b>	<b>8 132 289</b>	<b>949 182</b>	<b>1 478 261</b>	<b>475 748</b>	<b>112 770</b>	<b>21 863</b>	<b>379</b>	<b>88</b>
	No employees .....	26	10 460	2 113	4 756	482	—	—	8	1
	1 employee .....	155	59 383	7 904	9 586	2 238	529	155	77	26
	2 employees .....	116	137 886	13 230	21 999	4 333	969	232	39	15
	3 or 4 employees .....	171	139 159	20 452	30 294	9 101	2 004	581	73	30
	5 or 6 employees .....	289	266 343	40 398	48 829	15 398	3 549	1 529	115	4
	7 to 9 employees .....	144	347 273	43 384	63 293	18 111	4 315	1 129	29	—
	10 to 14 employees .....	136	511 610	69 505	86 350	27 311	6 195	1 580	13	3
	15 to 19 employees .....	67	384 033	52 093	54 808	19 157	4 496	1 107	7	1
	20 to 49 employees .....	141	1 570 898	221 756	285 118	81 546	19 386	4 227	16	8
	50 employees or more .....	96	4 705 244	478 347	873 228	298 071	71 327	11 323	2	—
511	Paper & paper products									
	<b>Establishments</b> .....	<b>57</b>	<b>238 245</b>	<b>23 198</b>	<b>46 780</b>	<b>13 063</b>	<b>3 530</b>	<b>624</b>	<b>9</b>	<b>—</b>
	No employees .....	—	—	—	—	—	—	—	—	—
	1 employee .....	3	537	D	D	75	D	a	D	D
	2 employees .....	11	8 707	2 365	3 512	879	165	37	3	—
	3 or 4 employees .....	14	10 154	1 510	2 243	680	144	75	3	—
	5 or 6 employees .....	7	9 716	1 798	2 045	704	207	53	2	—
	7 to 9 employees .....	3	D	D	D	D	D	b	D	D
	10 to 14 employees .....	3	D	D	D	D	D	b	D	D
	15 to 19 employees .....	3	D	D	D	D	D	b	D	D
	20 to 49 employees .....	9	127 170	11 594	17 146	6 103	1 745	286	—	—
	50 employees or more .....	1	D	D	D	D	D	b	D	D
512	Drugs, drug proprietaries, & druggists' sundries									
	<b>Establishments</b> .....	<b>154</b>	<b>1 528 641</b>	<b>164 198</b>	<b>358 424</b>	<b>115 888</b>	<b>27 342</b>	<b>3 647</b>	<b>25</b>	<b>5</b>
	No employees .....	1	D	D	D	D	D	a	D	D
	1 employee .....	7	D	D	D	D	D	a	D	D
	2 employees .....	13	3 905	579	1 555	539	148	26	1	—
	3 or 4 employees .....	11	7 856	1 483	1 890	617	124	37	3	—
	5 or 6 employees .....	31	35 845	5 802	6 127	2 594	517	166	11	—
	7 to 9 employees .....	18	41 627	6 474	11 943	2 765	637	141	—	—
	10 to 14 employees .....	21	130 271	11 337	12 720	4 906	1 130	240	2	1
	15 to 19 employees .....	7	11 772	3 512	3 469	1 475	382	118	2	—
	20 to 49 employees .....	22	244 316	30 556	53 245	12 381	2 495	656	1	4
	50 employees or more .....	23	1 050 893	104 209	267 083	90 504	21 891	2 256	—	—
513	Apparel, piece goods, & notions									
	<b>Establishments</b> .....	<b>161</b>	<b>268 149</b>	<b>49 943</b>	<b>62 792</b>	<b>22 852</b>	<b>5 154</b>	<b>1 523</b>	<b>49</b>	<b>20</b>
	No employees .....	4	D	D	D	D	D	a	D	D
	1 employee .....	25	5 745	878	1 365	360	89	25	17	8
	2 employees .....	19	D	D	D	D	D	b	D	D
	3 or 4 employees .....	18	13 417	1 752	4 175	949	185	61	10	11
	5 or 6 employees .....	43	28 016	8 736	7 116	2 085	468	224	16	1
	7 to 9 employees .....	18	25 021	4 566	5 699	1 845	451	142	2	—
	10 to 14 employees .....	12	29 478	6 921	5 832	1 869	479	138	1	—
	15 to 19 employees .....	6	10 036	1 818	4 794	1 398	342	95	1	—
	20 to 49 employees .....	8	D	D	D	D	D	c	D	D
	50 employees or more .....	8	114 194	16 286	23 536	9 907	2 186	595	—	—
514	Groceries & related products									
	<b>Establishments</b> .....	<b>408</b>	<b>2 762 487</b>	<b>361 843</b>	<b>525 203</b>	<b>168 443</b>	<b>40 134</b>	<b>8 873</b>	<b>153</b>	<b>28</b>
	No employees .....	8	5 491	1 234	4 071	298	—	—	2	—
	1 employee .....	33	11 588	1 285	1 640	372	86	33	28	9
	2 employees .....	26	9 645	1 605	2 299	585	120	52	21	4
	3 or 4 employees .....	50	46 785	5 873	7 437	2 491	567	168	25	5
	5 or 6 employees .....	73	76 301	9 620	13 591	3 434	857	390	45	3
	7 to 9 employees .....	42	92 847	13 543	16 022	5 232	1 224	334	17	—
	10 to 14 employees .....	53	167 216	24 651	33 465	9 016	2 111	609	3	2
	15 to 19 employees .....	21	120 899	10 890	13 997	5 202	1 255	349	3	1
	20 to 49 employees .....	60	562 365	93 146	114 828	32 902	8 081	1 840	8	4
	50 employees or more .....	42	1 669 350	199 996	317 853	108 911	25 833	5 098	1	—
515	Farm-product raw materials									
	<b>Establishments</b> .....	<b>19</b>	<b>60 109</b>	<b>14 798</b>	<b>9 713</b>	<b>1 866</b>	<b>448</b>	<b>151</b>	<b>4</b>	<b>5</b>
	No employees .....	—	—	—	—	—	—	—	—	—
	1 employee .....	4	D	D	D	D	D	a	D	D
	2 employees .....	2	D	D	D	D	D	a	D	D
	3 or 4 employees .....	1	D	D	D	D	D	a	D	D
	5 or 6 employees .....	6	4 876	1 293	928	294	64	31	1	—
	7 to 9 employees .....	—	—	—	—	—	—	—	—	—
	10 to 14 employees .....	2	D	D	D	D	D	b	D	D
	15 to 19 employees .....	3	22 122	9 608	2 040	643	155	47	—	—
	20 to 49 employees .....	1	D	D	D	D	D	b	D	D
	50 employees or more .....	—	—	—	—	—	—	—	—	—

**Table 7. Employment Size of Establishments: 1997—Con.**

[Detail may not add to total because of rounding. For meaning of abbreviations and symbols, see introductory text. For explanation of terms, see Appendix A]

SIC code	Kind of business and employment size of establishment	Estab-lishments (number)	Sales (\$1,000)	End-of-year inventories (\$1,000)	Operating expenses (\$1,000)	Annual payroll (\$1,000)	First-quarter payroll (\$1,000)	Paid employees for pay period including Mar. 12 (number)	Proprietors and partners (number)	Unpaid family workers (number)
	<b>WHOLESALE TRADE—Con.</b>									
51	<b>Wholesale trade—nondurable goods—Con.</b>									
516	Chemicals & allied products									
	<b>Establishments .....</b>	<b>102</b>	<b>450 020</b>	<b>67 742</b>	<b>85 114</b>	<b>29 724</b>	<b>7 256</b>	<b>1 309</b>	<b>13</b>	<b>3</b>
	No employees .....	2	D	D	D	D	D	a	D	D
	1 employee.....	6	D	D	D	D	D	a	D	D
	2 employees.....	7	53 849	3 790	7 041	450	105	14	1	—
	3 or 4 employees .....	15	17 563	1 161	2 876	833	190	51	3	2
	5 or 6 employees .....	21	24 967	3 218	4 155	1 486	403	111	2	—
	7 to 9 employees.....	15	47 533	5 047	9 987	2 557	607	117	3	—
	10 to 14 employees .....	13	48 534	5 929	9 442	3 407	814	154	2	—
	15 to 19 employees .....	6	67 685	10 508	8 318	3 068	637	100	1	—
	20 to 49 employees .....	13	99 700	25 702	23 579	8 704	2 049	378	—	—
	50 employees or more .....	4	D	D	D	D	D	e	D	D
517	Petroleum & petroleum products									
	<b>Establishments .....</b>	<b>106</b>	<b>1 102 179</b>	<b>58 757</b>	<b>104 056</b>	<b>22 687</b>	<b>5 410</b>	<b>1 162</b>	<b>4</b>	<b>2</b>
	No employees .....	2	D	D	D	D	D	a	D	D
	1 employee.....	41	24 803	974	3 254	691	149	41	4	2
	2 employees.....	7	D	D	D	D	D	a	D	D
	3 or 4 employees .....	6	D	D	D	D	D	b	D	D
	5 or 6 employees .....	18	26 145	1 723	3 058	675	135	92	—	—
	7 to 9 employees.....	5	50 427	1 773	4 246	502	125	39	—	—
	10 to 14 employees .....	9	78 021	4 150	7 573	1 879	430	112	—	—
	15 to 19 employees .....	2	D	D	D	D	D	b	D	D
	20 to 49 employees .....	12	388 585	34 288	38 175	7 308	1 803	335	—	—
	50 employees or more .....	4	487 255	13 107	41 021	9 872	2 332	473	—	—
518	Beer, wine, & distilled alcoholic beverages									
	<b>Establishments .....</b>	<b>36</b>	<b>947 101</b>	<b>79 675</b>	<b>126 519</b>	<b>41 580</b>	<b>9 245</b>	<b>1 353</b>	<b>16</b>	<b>5</b>
	No employees .....	—	—	—	—	—	—	—	—	—
	1 employee.....	—	—	—	—	—	—	—	—	—
	2 employees.....	2	D	D	D	D	D	a	D	D
	3 or 4 employees .....	8	8 006	877	744	252	62	28	8	5
	5 or 6 employees .....	8	9 937	1 124	1 652	513	106	43	5	—
	7 to 9 employees.....	5	47 237	3 952	2 187	569	132	39	2	—
	10 to 14 employees .....	2	D	D	D	D	D	b	D	D
	15 to 19 employees .....	4	D	D	D	D	D	c	D	D
	20 to 49 employees .....	3	D	D	D	D	D	b	D	D
	50 employees or more .....	4	748 160	57 513	104 691	34 644	7 676	1 023	—	—
519	Miscellaneous nondurable goods									
	<b>Establishments .....</b>	<b>298</b>	<b>775 358</b>	<b>129 028</b>	<b>159 660</b>	<b>59 645</b>	<b>14 251</b>	<b>3 221</b>	<b>106</b>	<b>20</b>
	No employees .....	9	1 015	166	274	67	—	—	5	1
	1 employee.....	33	6 177	1 609	1 478	412	107	33	19	1
	2 employees.....	37	27 759	3 708	4 356	1 514	299	74	13	11
	3 or 4 employees .....	51	32 504	6 480	8 676	2 789	644	175	21	7
	5 or 6 employees .....	75	50 102	7 372	9 959	3 637	855	397	32	—
	7 to 9 employees.....	34	32 865	6 231	11 164	3 937	932	264	3	—
	10 to 14 employees .....	21	42 337	7 058	11 377	4 245	784	248	5	—
	15 to 19 employees .....	15	33 543	5 946	10 685	3 911	922	246	—	—
	20 to 49 employees .....	13	63 914	15 474	18 473	6 603	1 464	360	7	—
	50 employees or more .....	10	485 142	74 984	83 218	32 530	8 244	1 424	1	—

**Table 8. Legal Form of Organization: 1997**

[Detail may not add to total because of rounding. For meaning of abbreviations and symbols, see introductory text. For explanation of terms, see Appendix A]

SIC code	Kind of business and legal form of organization	Firms (number)	Establishments (number)	Sales (\$1,000)	End-of-year inventories (\$1,000)	Operating expenses (\$1,000)	Annual payroll (\$1,000)	First-quarter payroll (\$1,000)	Paid employees for pay period including Mar. 12 (number)	Proprietors & partners (number)	Unpaid family workers (number)
	<b>WHOLESALE TRADE</b>										
	<b>All types</b> .....	<b>2 473</b>	<b>2 809</b>	<b>12 594 638</b>	<b>1 696 311</b>	<b>2 473 752</b>	<b>850 898</b>	<b>202 498</b>	<b>39 582</b>	<b>729</b>	<b>154</b>
	Corporations .....	1 812	2 144	12 023 134	1 600 062	2 367 286	816 655	194 335	36 182	—	—
	Private .....	1 364	1 576	8 088 500	1 211 952	1 593 670	563 370	132 308	25 956	—	—
	Public .....	65	97	1 959 035	156 541	434 203	133 776	34 234	3 504	—	—
	Not reported .....	383	471	1 975 599	231 569	339 413	119 509	27 793	6 722	—	—
	Individual proprietorships .....	625	629	469 919	73 385	89 251	28 692	6 814	3 077	685	148
	Other .....	36	36	101 585	22 864	17 215	5 551	1 349	323	44	6
50	<b>Wholesale trade—durable goods</b>										
	<b>All types</b> .....	<b>1 325</b>	<b>1 468</b>	<b>4 462 349</b>	<b>747 129</b>	<b>995 491</b>	<b>375 150</b>	<b>89 728</b>	<b>17 719</b>	<b>350</b>	<b>66</b>
	Corporations .....	1 003	1 145	4 268 476	717 904	951 491	359 016	85 952	16 112	—	—
	Private .....	774	870	3 107 971	580 600	689 107	262 965	61 075	12 050	—	—
	Public .....	31	36	532 538	50 757	126 994	42 395	12 112	1 043	—	—
	Not reported .....	198	239	627 967	86 547	135 390	53 656	12 765	3 019	—	—
	Individual proprietorships .....	301	302	153 512	21 485	34 585	12 456	2 892	1 385	322	66
	Other .....	21	21	40 361	7 740	9 415	3 678	884	222	28	—
501	<b>Motor vehicles &amp; motor vehicle parts &amp; supplies</b>										
	<b>All types</b> .....	<b>207</b>	<b>221</b>	<b>970 135</b>	<b>221 818</b>	<b>175 937</b>	<b>55 346</b>	<b>13 019</b>	<b>2 980</b>	<b>82</b>	<b>17</b>
	Corporations .....	132	146	935 453	215 142	167 584	52 510	12 355	2 640	—	—
	Private .....	97	109	830 897	195 704	139 935	42 545	10 065	2 011	—	—
	Public .....	2	2	D	D	D	D	D	b	D	D
	Not reported .....	33	35	D	D	D	D	D	f	D	D
	Individual proprietorships .....	72	72	27 080	4 304	6 122	1 860	430	260	78	17
	Other .....	3	3	7 602	2 372	2 231	976	234	80	4	—
502	<b>Furniture &amp; home furnishings</b>										
	<b>All types</b> .....	<b>61</b>	<b>64</b>	<b>101 117</b>	<b>18 864</b>	<b>25 216</b>	<b>9 394</b>	<b>2 246</b>	<b>630</b>	<b>22</b>	<b>1</b>
	Corporations .....	40	43	72 957	15 893	20 096	7 399	1 769	499	—	—
	Private .....	33	36	59 590	13 791	16 965	6 224	1 500	400	—	—
	Public .....	—	—	—	—	—	—	—	—	—	—
	Not reported .....	7	7	13 367	2 102	3 131	1 175	269	99	—	—
	Individual proprietorships .....	19	19	D	D	D	D	D	c	D	D
	Other .....	2	2	D	D	D	D	D	a	D	D
503	<b>Lumber &amp; other construction materials</b>										
	<b>All types</b> .....	<b>104</b>	<b>107</b>	<b>247 347</b>	<b>45 061</b>	<b>56 006</b>	<b>18 603</b>	<b>4 426</b>	<b>1 068</b>	<b>30</b>	<b>3</b>
	Corporations .....	77	80	231 358	42 674	52 907	17 722	4 227	931	—	—
	Private .....	61	64	215 063	40 885	47 869	15 859	3 810	803	—	—
	Public .....	1	1	D	D	D	D	D	a	D	D
	Not reported .....	15	15	D	D	D	D	D	c	D	D
	Individual proprietorships .....	26	26	D	D	D	D	D	c	D	D
	Other .....	1	1	D	D	D	D	D	a	D	D
504	<b>Professional &amp; commercial equipment &amp; supplies</b>										
	<b>All types</b> .....	<b>282</b>	<b>296</b>	<b>1 085 900</b>	<b>121 590</b>	<b>268 602</b>	<b>112 793</b>	<b>29 065</b>	<b>4 429</b>	<b>59</b>	<b>13</b>
	Corporations .....	229	243	1 057 346	118 207	261 012	110 045	28 431	4 165	—	—
	Private .....	176	186	587 946	78 580	170 379	66 699	16 148	2 870	—	—
	Public .....	14	17	322 633	24 790	65 361	34 267	10 106	736	—	—
	Not reported .....	39	40	146 767	14 837	25 272	9 079	2 177	559	—	—
	Individual proprietorships .....	49	49	24 516	2 962	6 799	2 400	548	238	54	13
	Other .....	4	4	4 038	421	791	348	86	26	5	—
505	<b>Metals &amp; minerals, except petroleum</b>										
	<b>All types</b> .....	<b>21</b>	<b>22</b>	<b>89 793</b>	<b>8 243</b>	<b>12 168</b>	<b>4 900</b>	<b>1 181</b>	<b>334</b>	<b>10</b>	<b>1</b>
	Corporations .....	12	13	85 536	7 949	11 552	4 615	1 119	295	—	—
	Private .....	6	7	49 955	2 960	3 748	1 544	404	101	—	—
	Public .....	—	—	—	—	—	—	—	—	—	—
	Not reported .....	6	6	35 581	4 989	7 804	3 071	715	194	—	—
	Individual proprietorships .....	8	8	D	D	D	D	D	b	D	D
	Other .....	1	1	D	D	D	D	D	a	D	D
506	<b>Electrical goods</b>										
	<b>All types</b> .....	<b>151</b>	<b>167</b>	<b>627 311</b>	<b>87 904</b>	<b>160 458</b>	<b>52 410</b>	<b>11 564</b>	<b>1 977</b>	<b>34</b>	<b>7</b>
	Corporations .....	120	136	599 217	83 402	154 233	49 998	10 959	1 826	—	—
	Private .....	92	105	364 304	54 135	86 651	38 784	8 096	1 329	—	—
	Public .....	7	8	162 211	17 714	50 402	4 370	1 014	180	—	—
	Not reported .....	21	23	72 702	11 553	17 180	6 844	1 849	317	—	—
	Individual proprietorships .....	28	28	D	D	D	D	D	b	D	D
	Other .....	3	3	D	D	D	D	D	b	D	D

See footnotes at end of table.

**Table 8. Legal Form of Organization: 1997—Con.**

[Detail may not add to total because of rounding. For meaning of abbreviations and symbols, see introductory text. For explanation of terms, see Appendix A]

SIC code	Kind of business and legal form of organization	Firms (number)	Establishments (number)	Sales (\$1,000)	End-of-year inventories (\$1,000)	Operating expenses (\$1,000)	Annual payroll (\$1,000)	First-quarter payroll (\$1,000)	Paid employees for pay period including Mar. 12 (number)	Proprietors & partners (number)	Unpaid family workers (number)
	<b>WHOLESALE TRADE—Con.</b>										
50	<b>Wholesale trade—durable goods—Con.</b>										
507	Hardware & plumbing & heating equipment & supplies										
	<b>All types</b> .....	<b>122</b>	<b>150</b>	<b>389 270</b>	<b>81 124</b>	<b>83 069</b>	<b>32 718</b>	<b>7 339</b>	<b>1 633</b>	<b>25</b>	<b>6</b>
	Corporations .....	99	127	380 078	78 947	80 520	31 759	7 145	1 540	—	—
	Private .....	85	108	362 677	76 669	77 218	30 620	6 886	1 434	—	—
	Public .....	—	—	—	—	—	—	—	—	—	—
	Not reported .....	14	19	17 401	2 278	3 302	1 139	259	106	—	—
	Individual proprietorships .....	21	21	D	D	D	D	D	b	D	D
	Other .....	2	2	D	D	D	D	D	a	D	D
508	Machinery, equipment, & supplies										
	<b>All types</b> .....	<b>243</b>	<b>293</b>	<b>733 671</b>	<b>124 509</b>	<b>165 744</b>	<b>70 173</b>	<b>16 273</b>	<b>3 450</b>	<b>48</b>	<b>11</b>
	Corporations .....	196	246	706 216	120 463	159 896	68 028	15 777	3 204	—	—
	Private .....	154	173	491 933	88 885	112 207	48 049	11 089	2 347	—	—
	Public .....	5	5	16 809	5 042	4 357	1 687	397	58	—	—
	Not reported .....	37	68	197 474	26 536	43 332	18 292	4 291	799	—	—
	Individual proprietorships .....	44	44	26 425	3 966	5 512	2 041	459	233	46	11
	Other .....	3	3	1 030	80	336	104	37	13	2	—
509	Miscellaneous durable goods										
	<b>All types</b> .....	<b>142</b>	<b>148</b>	<b>217 805</b>	<b>38 016</b>	<b>48 291</b>	<b>18 813</b>	<b>4 615</b>	<b>1 218</b>	<b>40</b>	<b>7</b>
	Corporations .....	106	111	200 315	35 227	43 691	16 940	4 170	1 012	—	—
	Private .....	77	82	145 606	28 991	34 135	12 641	3 077	755	—	—
	Public .....	3	3	D	D	D	D	D	b	D	D
	Not reported .....	26	26	D	D	D	D	D	c	D	D
	Individual proprietorships .....	34	35	D	D	D	D	D	c	D	D
	Other .....	2	2	D	D	D	D	D	b	D	D
51	<b>Wholesale trade—Nondurable goods</b>										
	<b>All types</b> .....	<b>1 155</b>	<b>1 341</b>	<b>8 132 289</b>	<b>949 182</b>	<b>1 478 261</b>	<b>475 748</b>	<b>112 770</b>	<b>21 863</b>	<b>379</b>	<b>88</b>
	Corporations .....	816	999	7 754 658	882 158	1 415 795	457 639	108 383	20 070	—	—
	Private .....	596	706	4 980 529	631 352	904 563	300 405	71 233	13 906	—	—
	Public .....	35	61	1 426 497	105 784	307 209	91 381	22 122	2 461	—	—
	Not reported .....	185	232	1 347 632	145 022	204 023	65 853	15 028	3 703	—	—
	Individual proprietorships .....	324	327	316 407	51 900	54 666	16 236	3 922	1 692	363	82
	Other .....	15	15	61 224	15 124	7 800	1 873	465	101	16	6
511	Paper & paper products										
	<b>All types</b> .....	<b>53</b>	<b>57</b>	<b>238 245</b>	<b>23 198</b>	<b>46 780</b>	<b>13 063</b>	<b>3 530</b>	<b>624</b>	<b>9</b>	<b>—</b>
	Corporations .....	45	49	232 468	22 715	45 524	12 640	3 436	592	—	—
	Private .....	27	27	201 216	15 295	37 596	10 141	2 876	416	—	—
	Public .....	2	3	D	D	D	D	D	a	D	D
	Not reported .....	16	19	D	D	D	D	D	c	D	D
	Individual proprietorships .....	6	6	D	D	D	D	D	b	D	D
	Other .....	2	2	D	D	D	D	D	a	D	D
512	Drugs, drug proprietaries, & druggists' sundries										
	<b>All types</b> .....	<b>145</b>	<b>154</b>	<b>1 528 641</b>	<b>164 198</b>	<b>358 424</b>	<b>115 888</b>	<b>27 342</b>	<b>3 647</b>	<b>25</b>	<b>5</b>
	Corporations .....	122	131	1 520 722	163 137	356 104	115 109	27 144	3 514	—	—
	Private .....	86	91	985 555	95 545	211 574	66 641	15 761	2 226	—	—
	Public .....	11	13	388 209	43 879	117 552	39 198	9 168	916	—	—
	Not reported .....	25	27	146 958	23 713	26 978	9 270	2 215	372	—	—
	Individual proprietorships .....	23	23	7 919	1 061	2 320	779	198	133	25	5
	Other .....	—	—	—	—	—	—	—	—	—	—
513	Apparel, piece goods, & notions										
	<b>All types</b> .....	<b>150</b>	<b>161</b>	<b>268 149</b>	<b>49 943</b>	<b>62 792</b>	<b>22 852</b>	<b>5 154</b>	<b>1 523</b>	<b>49</b>	<b>20</b>
	Corporations .....	112	121	255 146	47 706	58 800	21 963	4 956	1 363	—	—
	Private .....	88	94	212 006	36 747	48 959	19 015	4 287	1 136	—	—
	Public .....	2	3	D	D	D	D	D	b	D	D
	Not reported .....	22	24	D	D	D	D	D	c	D	D
	Individual proprietorships .....	36	38	D	D	D	D	D	c	D	D
	Other .....	2	2	D	D	D	D	D	a	D	D

See footnotes at end of table.

**Table 8. Legal Form of Organization: 1997—Con.**

[Detail may not add to total because of rounding. For meaning of abbreviations and symbols, see introductory text. For explanation of terms, see Appendix A]

SIC code	Kind of business and legal form of organization	Firms (number)	Establishments (number)	Sales (\$1,000)	End-of-year inventories (\$1,000)	Operating expenses (\$1,000)	Annual payroll (\$1,000)	First-quarter payroll (\$1,000)	Paid employees for pay period including Mar. 12 (number)	Proprietors & partners (number)	Unpaid family workers (number)
	<b>WHOLESALE TRADE—Con.</b>										
<b>51</b>	<b>Wholesale trade—Nondurable goods—Con.</b>										
514	Groceries & related products										
	<b>All types .....</b>	<b>360</b>	<b>408</b>	<b>2 762 487</b>	<b>361 843</b>	<b>525 203</b>	<b>168 443</b>	<b>40 134</b>	<b>8 873</b>	<b>153</b>	<b>28</b>
	Corporations .....	221	269	2 581 697	331 133	495 902	160 271	38 067	8 078	—	—
	Private .....	170	204	1 634 160	239 897	287 385	97 136	23 338	5 370	—	—
	Public .....	8	10	439 999	20 153	111 952	31 763	7 784	971	—	—
	Not reported .....	43	55	507 538	71 083	96 565	31 372	6 945	1 737	—	—
	Individual proprietorships .....	136	136	D	D	D	D	D	f	D	D
	Other .....	3	3	D	D	D	D	D	b	D	D
515	Farm-product raw materials										
	<b>All types .....</b>	<b>19</b>	<b>19</b>	<b>60 109</b>	<b>14 798</b>	<b>9 713</b>	<b>1 866</b>	<b>448</b>	<b>151</b>	<b>4</b>	<b>5</b>
	Corporations .....	15	15	58 988	14 513	9 444	1 820	432	143	—	—
	Private .....	12	12	D	D	D	D	D	c	D	D
	Public .....	1	1	D	D	D	D	D	a	D	D
	Not reported .....	2	2	D	D	D	D	D	a	D	D
	Individual proprietorships .....	4	4	1 121	285	269	46	16	8	4	5
	Other .....	—	—	—	—	—	—	—	—	—	—
516	Chemicals & allied products										
	<b>All types .....</b>	<b>99</b>	<b>102</b>	<b>450 020</b>	<b>67 742</b>	<b>85 114</b>	<b>29 724</b>	<b>7 256</b>	<b>1 309</b>	<b>13</b>	<b>3</b>
	Corporations .....	86	89	D	D	D	D	D	g	D	D
	Private .....	56	56	213 423	39 718	46 756	17 431	4 232	760	—	—
	Public .....	4	6	D	D	D	D	D	c	D	D
	Not reported .....	26	27	111 685	16 340	22 463	7 614	1 818	365	—	—
	Individual proprietorships .....	10	10	D	D	D	D	D	b	D	D
	Other .....	3	3	D	D	D	D	D	a	D	D
517	Petroleum & petroleum products										
	<b>All types .....</b>	<b>50</b>	<b>106</b>	<b>1 102 179</b>	<b>58 757</b>	<b>104 056</b>	<b>22 687</b>	<b>5 410</b>	<b>1 162</b>	<b>4</b>	<b>2</b>
	Corporations .....	45	101	D	D	D	D	D	g	D	D
	Private .....	34	70	351 200	29 956	52 160	10 506	2 573	689	—	—
	Public .....	2	3	D	D	D	D	D	b	D	D
	Not reported .....	9	28	457 398	9 940	31 434	9 205	2 114	401	—	—
	Individual proprietorships .....	4	4	D	D	D	D	D	a	D	D
	Other .....	1	1	D	D	D	D	D	b	D	D
518	Beer, wine, & distilled alcoholic beverages										
	<b>All types .....</b>	<b>31</b>	<b>36</b>	<b>947 101</b>	<b>79 675</b>	<b>126 519</b>	<b>41 580</b>	<b>9 245</b>	<b>1 353</b>	<b>16</b>	<b>5</b>
	Corporations .....	16	21	926 674	78 209	124 697	40 928	9 117	1 285	—	—
	Private .....	13	18	D	D	D	D	D	g	D	D
	Public .....	1	1	D	D	D	D	D	c	D	D
	Not reported .....	2	2	D	D	D	D	D	a	D	D
	Individual proprietorships .....	14	14	D	D	D	D	D	b	D	D
	Other .....	1	1	D	D	D	D	D	a	D	D
519	Miscellaneous nondurable goods										
	<b>All types .....</b>	<b>256</b>	<b>298</b>	<b>775 358</b>	<b>129 028</b>	<b>159 660</b>	<b>59 645</b>	<b>14 251</b>	<b>3 221</b>	<b>106</b>	<b>20</b>
	Corporations .....	162	203	716 208	116 743	144 448	54 681	13 104	2 733	—	—
	Private .....	116	134	535 558	91 709	106 636	43 172	10 442	2 090	—	—
	Public .....	6	21	105 636	11 667	23 471	6 740	1 560	160	—	—
	Not reported .....	40	48	75 014	13 367	14 341	4 769	1 102	483	—	—
	Individual proprietorships .....	91	92	57 302	11 856	14 436	4 833	1 114	478	104	20
	Other .....	3	3	1 848	429	776	131	33	10	2	—

Note: "Other" includes establishments whose legal form of organization was other than corporations or individual proprietorships. Establishments not indicating their legal form of organization were assigned to one of the three classifications based on their company name.



**Table 9. Employment by Activity and Kind of Business: 1997**

[Detail may not add to total because of rounding. For meaning of abbreviations and symbols, see introductory text. For explanation of terms, see Appendix A]

SIC code	Type of operation and kind of business	Establishments (number)	Sales (\$1,000)	Number of paid employees for pay period including March 12					
				Total	Sales employees	Sales support employees	Auxiliary employees	Manufacturing employees	Other employees
	<b>Wholesale trade .....</b>	<b>2 809</b>	<b>12 594 638</b>	<b>39 582</b>	<b>15 471</b>	<b>16 456</b>	<b>5 364</b>	<b>1 031</b>	<b>1 260</b>
	<b>Merchant wholesalers .....</b>	<b>2 453</b>	<b>9 386 267</b>	<b>31 211</b>	<b>11 828</b>	<b>13 210</b>	<b>4 330</b>	<b>878</b>	<b>965</b>
	<b>Other operating types .....</b>	<b>356</b>	<b>3 208 371</b>	<b>8 371</b>	<b>3 643</b>	<b>3 246</b>	<b>1 034</b>	<b>153</b>	<b>295</b>
<b>50</b>	<b>Wholesale trade—durable goods .....</b>	<b>1 468</b>	<b>4 462 349</b>	<b>17 719</b>	<b>6 412</b>	<b>7 453</b>	<b>2 679</b>	<b>487</b>	<b>688</b>
501	Motor vehicles & motor vehicle parts & supplies .....	221	970 135	2 980	1 039	1 255	540	66	80
502	Furniture & home furnishings .....	64	101 117	630	226	280	65	26	33
503	Lumber & other construction materials .....	107	247 347	1 068	396	410	140	59	63
504	Professional & commercial equipment & supplies .....	296	1 085 900	4 429	1 710	1 906	638	82	93
505	Metals & minerals, except petroleum .....	22	89 793	334	104	157	41	22	10
506	Electrical goods .....	167	627 311	1 977	705	852	342	36	42
507	Hardware & plumbing & heating equipment & supplies ..	150	389 270	1 633	589	788	185	33	38
508	Machinery, equipment, & supplies .....	293	733 671	3 450	1 148	1 378	549	80	295
509	Miscellaneous durable goods .....	148	217 805	1 218	495	427	179	83	34
<b>51</b>	<b>Wholesale trade—Nondurable goods .....</b>	<b>1 341</b>	<b>8 132 289</b>	<b>21 863</b>	<b>9 059</b>	<b>9 003</b>	<b>2 685</b>	<b>544</b>	<b>572</b>
511	Paper & paper products .....	57	238 245	624	235	239	85	20	45
512	Drugs, drug proprietaries, & druggists' sundries .....	154	1 528 641	3 647	1 745	1 307	467	47	81
513	Apparel, piece goods, & notions .....	161	268 149	1 523	610	625	189	47	52
514	Groceries & related products .....	408	2 762 487	8 873	3 539	3 863	1 102	245	124
515	Farm-product raw materials .....	19	60 109	151	61	68	14	4	4
516	Chemicals & allied products .....	102	450 020	1 309	502	511	174	41	81
517	Petroleum & petroleum products .....	106	1 102 179	1 162	380	536	171	20	55
518	Beer, wine, & distilled alcoholic beverages .....	36	947 101	1 353	639	537	146	6	25
519	Miscellaneous nondurable goods .....	298	775 358	3 221	1 348	1 317	337	114	105

**Table 10. Class of Customer by Kind of Business: 1997**

[Detail may not add to total because of rounding. For meaning of abbreviations and symbols, see introductory text. For explanation of terms, see Appendix A]

SIC code	Type of operation and kind of business	Establishments (number)	Sales (\$1,000)	Percent distribution of sales to—								
				Farmers (for farm use)	Builders and contractors	Export sales	Retailers and repair shops	Other wholesalers	Household consumers and individual users	Industrial users (manufacturing and mining)	Institutional, commercial, and professional users	Governmental bodies
	<b>Wholesale trade .....</b>	<b>2 809</b>	<b>12 594 638</b>	<b>.6</b>	<b>4.9</b>	<b>3.1</b>	<b>36.9</b>	<b>26.7</b>	<b>5.2</b>	<b>5.8</b>	<b>11.8</b>	<b>5.0</b>
	<b>Merchant wholesalers .....</b>	<b>2 453</b>	<b>9 386 267</b>	<b>.8</b>	<b>5.8</b>	<b>3.3</b>	<b>37.7</b>	<b>23.7</b>	<b>5.2</b>	<b>6.5</b>	<b>12.2</b>	<b>4.7</b>
	<b>Other operating types .....</b>	<b>356</b>	<b>3 208 371</b>	<b>.1</b>	<b>2.2</b>	<b>2.7</b>	<b>34.5</b>	<b>35.4</b>	<b>5.0</b>	<b>3.6</b>	<b>10.6</b>	<b>5.8</b>
<b>50</b>	<b>Wholesale trade—durable goods .....</b>	<b>1 468</b>	<b>4 462 349</b>	<b>.3</b>	<b>12.1</b>	<b>3.1</b>	<b>25.9</b>	<b>22.4</b>	<b>3.8</b>	<b>7.3</b>	<b>16.4</b>	<b>8.7</b>
501	Motor vehicles & motor vehicle parts & supplies .....	221	970 135	.3	2.2	2.0	41.2	41.7	5.2	1.9	2.0	3.6
502	Furniture & home furnishings .....	64	101 117	.1	5.5	1.1	56.6	20.0	3.8	2.3	9.0	1.7
503	Lumber & other construction materials .....	107	247 347	.2	37.2	1.4	30.3	16.1	5.9	4.4	2.0	2.3
504	Professional & commercial equipment & supplies .....	296	1 085 900	.1	1.1	2.4	13.1	15.4	2.6	7.0	39.1	19.2
505	Metals & minerals, except petroleum .....	22	89 793	.5	15.7	23.3	13.0	28.6	2.4	8.3	4.8	3.4
506	Electrical goods .....	167	627 311	.1	15.3	1.6	33.1	22.9	4.5	4.9	11.3	6.3
507	Hardware & plumbing & heating equipment & supplies .....	150	389 270	.6	22.8	3.3	28.5	24.4	3.3	6.7	5.8	4.7
508	Machinery, equipment, & supplies .....	293	733 671	1.0	28.1	2.4	9.9	5.9	3.1	19.9	20.0	9.6
509	Miscellaneous durable goods .....	148	217 805	.1	2.7	11.1	35.6	28.0	3.1	3.1	12.8	3.5
<b>51</b>	<b>Wholesale trade—nondurable goods .....</b>	<b>1 341</b>	<b>8 132 289</b>	<b>.8</b>	<b>.9</b>	<b>3.2</b>	<b>42.9</b>	<b>29.1</b>	<b>5.9</b>	<b>4.9</b>	<b>9.3</b>	<b>2.9</b>
511	Paper & paper products .....	57	238 245	D	D	D	31.1	6.5	4.6	17.3	19.7	9.1
512	Drugs, drug proprietaries, & druggists' sundries .....	154	1 528 641	.2	.2	6.8	42.6	29.6	4.8	1.7	7.8	6.3
513	Apparel, piece goods, & notions .....	161	268 149	.3	.3	1.6	48.6	14.1	4.7	22.4	7.0	1.0
514	Groceries & related products .....	408	2 762 487	.2	.2	1.2	43.5	34.2	6.9	.8	11.2	1.7
515	Farm-product raw materials .....	19	60 109	4.8	—	—	67.7	12.3	D	D	1.6	D
516	Chemicals & allied products .....	102	450 020	.7	4.5	4.6	23.6	15.3	2.3	30.5	15.1	3.3
517	Petroleum & petroleum products .....	106	1 102 179	D	D	3.8	55.4	12.3	4.1	7.1	8.7	3.3
518	Beer, wine, & distilled alcoholic beverages .....	36	947 101	—	—	D	44.0	49.8	D	—	2.2	D
519	Miscellaneous nondurable goods .....	298	775 358	2.6	2.4	3.0	33.2	29.7	12.8	4.4	10.2	1.7

**Table 11. Inventory Storage Space by Kind of Business: 1997**

[Detail may not add to total because of rounding. For meaning of abbreviations and symbols, see introductory text. For explanation of terms, see Appendix A]

SIC code	Type of operation and kind of business	Establishments (number)	Sales (\$1,000)	Occupiable floor space on Dec. 31 (1,000 sq ft)
	<b>Wholesale trade</b> .....	<b>2 809</b>	<b>12 594 638</b>	<b>N</b>
	<b>With warehouse space</b> .....	<b>1 800</b>	<b>9 417 124</b>	<b>16 666</b>
	<b>Merchant wholesalers</b> .....	<b>2 453</b>	<b>9 386 267</b>	<b>N</b>
	<b>With warehouse space</b> .....	<b>1 636</b>	<b>6 722 759</b>	<b>13 316</b>
	<b>Other operating types</b> .....	<b>356</b>	<b>3 208 371</b>	<b>N</b>
	<b>With warehouse space</b> .....	<b>164</b>	<b>2 694 365</b>	<b>3 350</b>
<b>50</b>	<b>Wholesale trade—durable goods</b> .....	<b>1 468</b>	<b>4 462 349</b>	<b>N</b>
	<b>With warehouse space</b> .....	<b>929</b>	<b>3 302 913</b>	<b>6 787</b>
501	Motor vehicles & motor vehicle parts & supplies .....	221	970 135	N
	With warehouse space .....	150	855 350	1 422
502	Furniture & home furnishings .....	64	101 117	N
	With warehouse space .....	38	79 886	449
503	Lumber & other construction materials .....	107	247 347	N
	With warehouse space .....	44	131 469	549
504	Professional & commercial equipment & supplies .....	296	1 085 900	N
	With warehouse space .....	202	801 229	1 157
505	Metals & minerals, except petroleum .....	22	89 793	N
	With warehouse space .....	9	42 084	32
506	Electrical goods .....	167	627 311	N
	With warehouse space .....	99	464 999	707
507	Hardware & plumbing & heating equipment & supplies .....	150	389 270	N
	With warehouse space .....	110	294 491	1 168
508	Machinery, equipment, & supplies .....	293	733 671	N
	With warehouse space .....	195	495 480	922
509	Miscellaneous durable goods .....	148	217 805	N
	With warehouse space .....	82	137 925	381
<b>51</b>	<b>Wholesale trade—nondurable goods</b> .....	<b>1 341</b>	<b>8 132 289</b>	<b>N</b>
	<b>With warehouse space</b> .....	<b>871</b>	<b>6 114 211</b>	<b>9 879</b>
511	Paper & paper products .....	57	238 245	N
	With warehouse space .....	36	143 045	354
512	Drugs, drug proprietaries, & druggists' sundries .....	154	1 528 641	N
	With warehouse space .....	95	1 238 087	1 359
513	Apparel, piece goods, & notions .....	161	268 149	N
	With warehouse space .....	105	197 515	682
514	Groceries & related products .....	408	2 762 487	N
	With warehouse space .....	256	2 154 779	3 716
515	Farm-product raw materials .....	19	60 109	N
	With warehouse space .....	14	18 596	116
516	Chemicals & allied products .....	102	450 020	N
	With warehouse space .....	67	287 569	750
517	Petroleum & petroleum products .....	106	1 102 179	N
	With warehouse space .....	71	488 813	1 028
518	Beer, wine, & distilled alcoholic beverages .....	36	947 101	N
	With warehouse space .....	29	931 819	713
519	Miscellaneous nondurable goods .....	298	775 358	N
	With warehouse space .....	198	653 988	1 160

Figure 1.  
**Sales by Major Group: 1997 and 1992**  
 (Millions of dollars)

1997   
 1992 

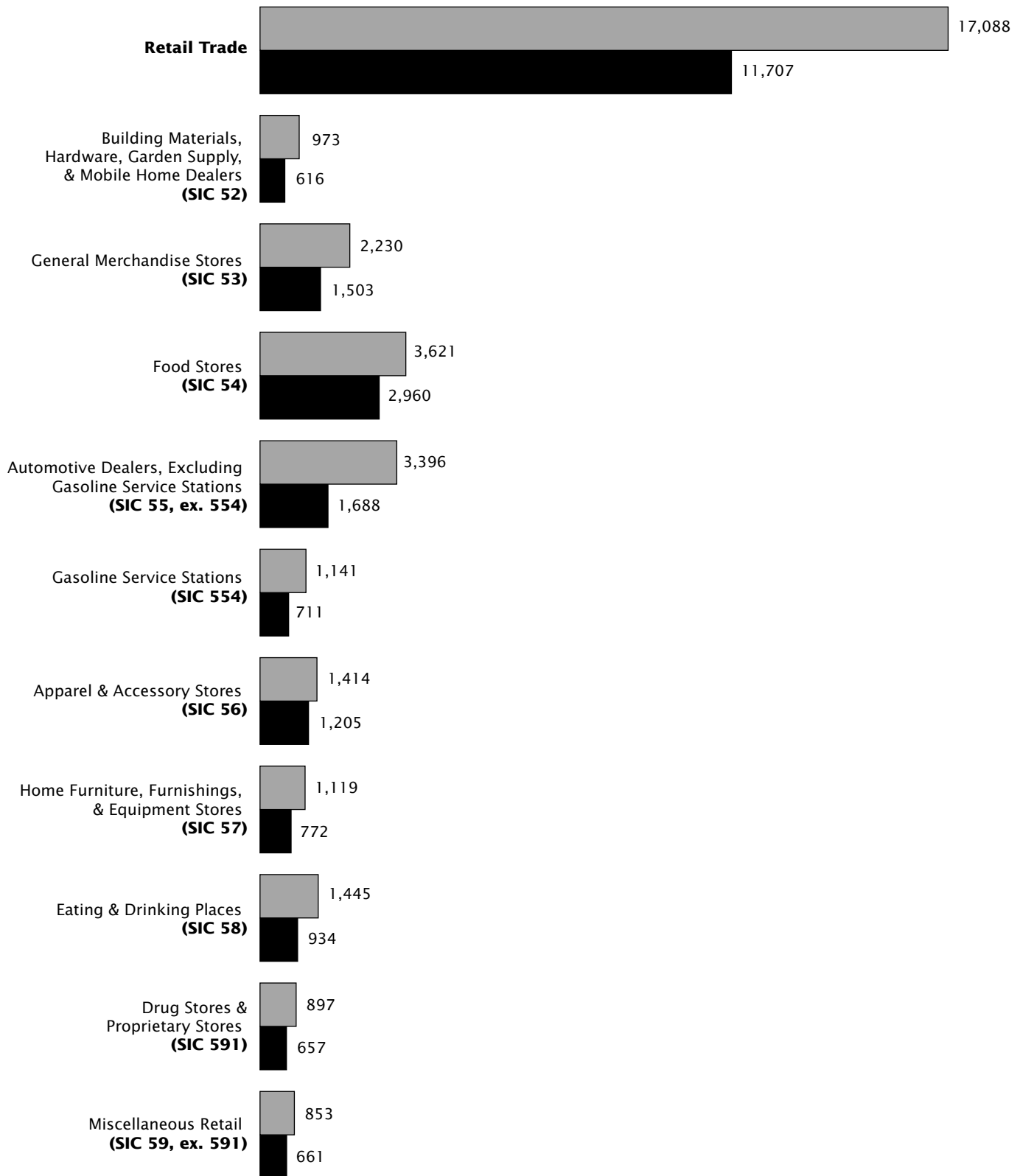




Figure 2.

**Percent Change in Sales and Payroll by Major Group: 1992 to 1997**

Sales   
 Payroll 

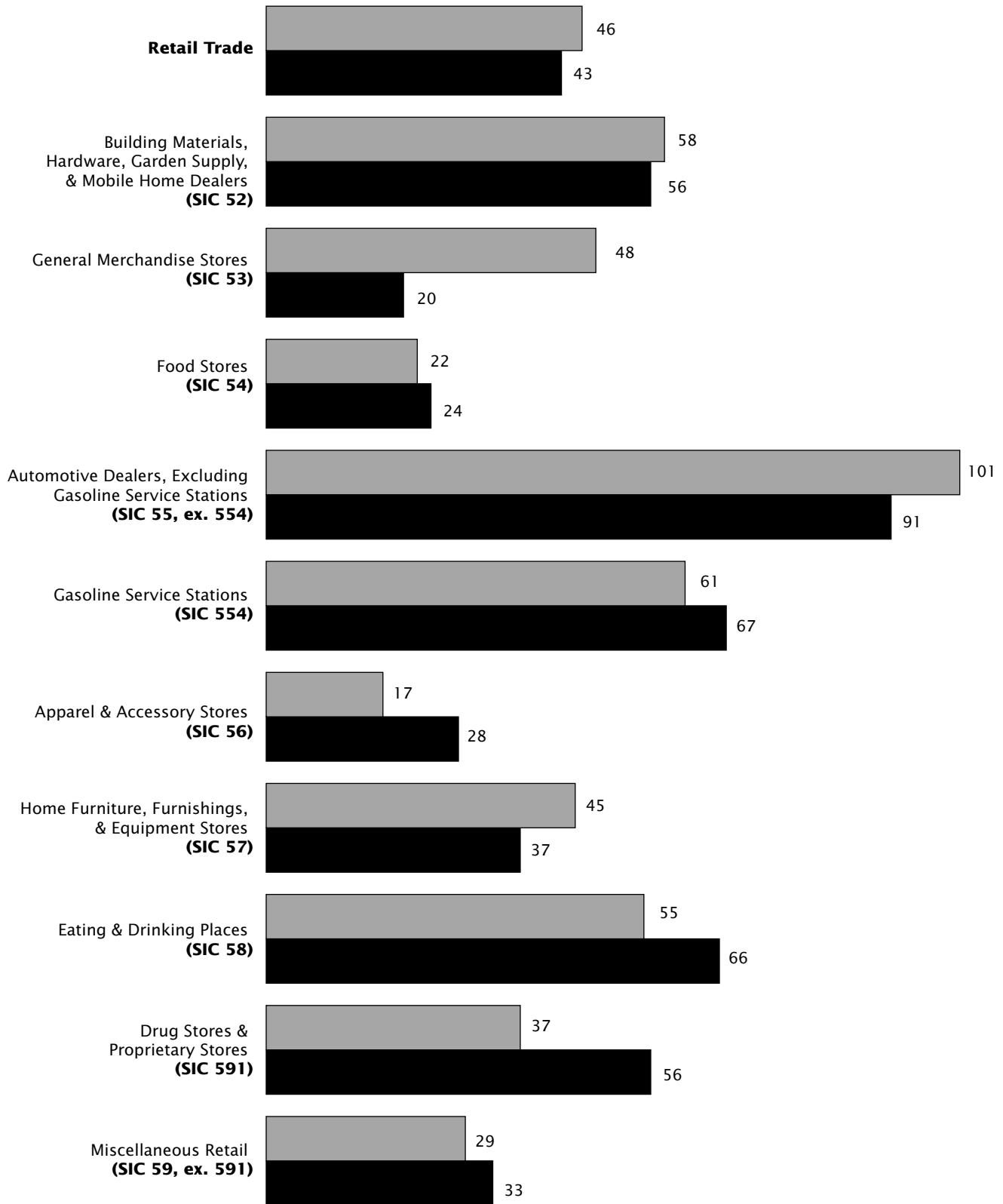


Figure 3.  
**Selected Municipios Ranked by Sales: 1997**  
(Millions of dollars)

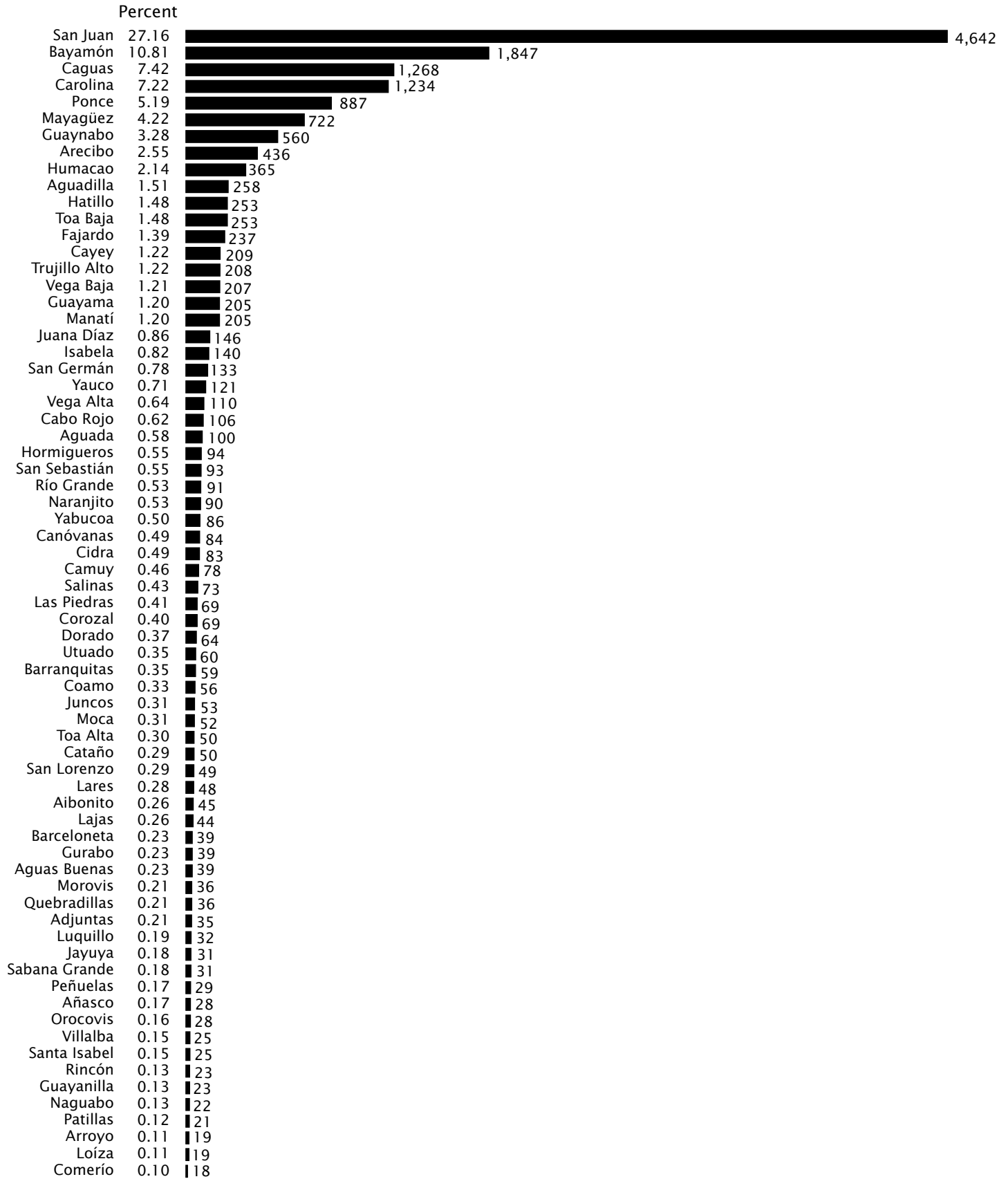
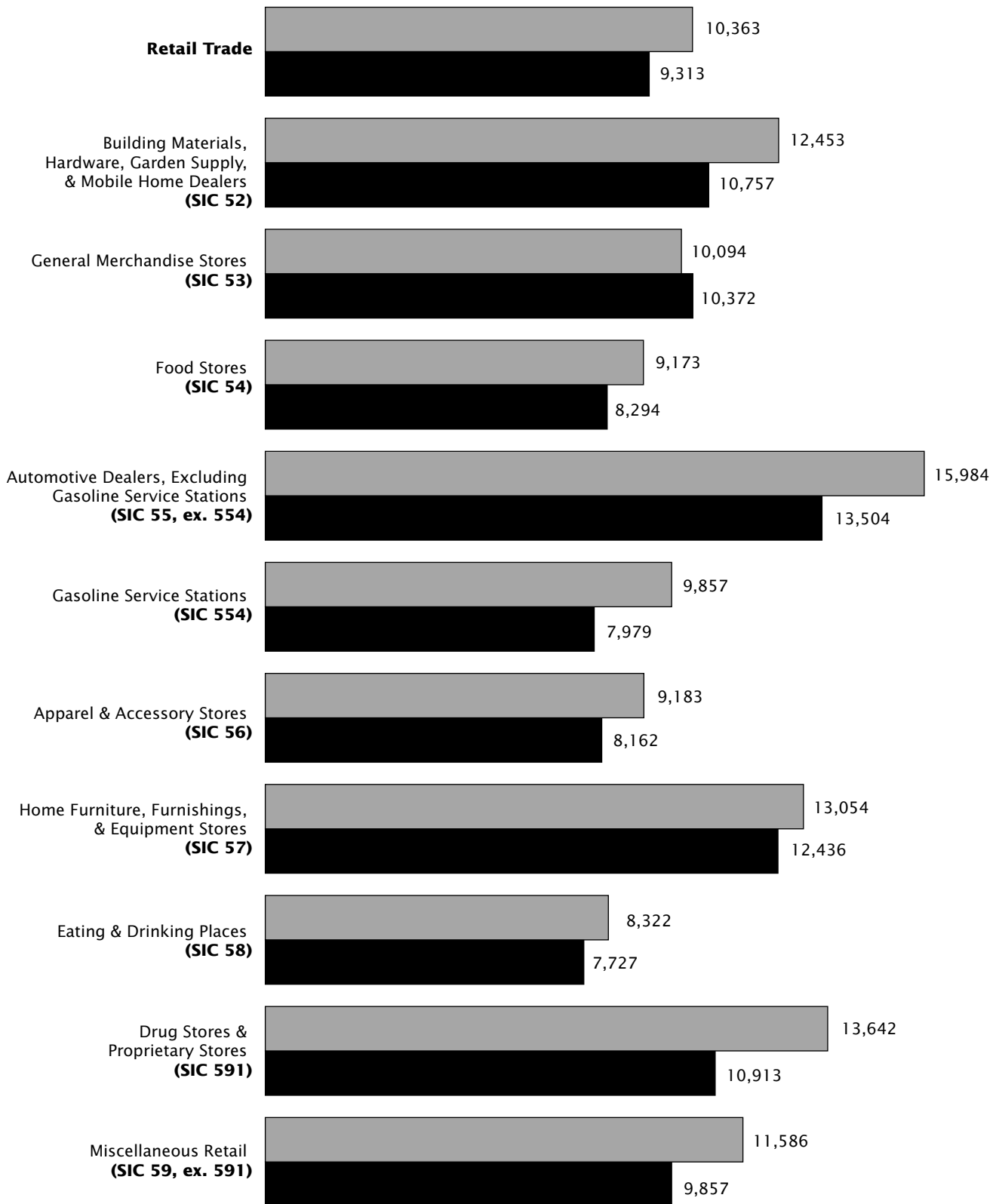


Figure 4.  
**Annual Payroll per Employee by Major Group: 1997 and 1992**  
 (Dollar)

1997   
 1992 



**Table 1. Summary Statistics: 1997**

[Detail may not add to total because of rounding. For meaning of abbreviations and symbols, see introductory text. For explanation of terms, see Appendix A]

SIC code	Kind of business	Establishments (number)	Sales (\$1,000)	Annual payroll (\$1,000)	First-quarter payroll (\$1,000)	Paid employees for pay period including Mar. 12 (number)	Proprietors and partners (number)	Unpaid family workers (number)
	<b>Retail trade</b> .....	<b>14 582</b>	<b>17 087 950</b>	<b>1 593 219</b>	<b>379 597</b>	<b>153 746</b>	<b>7 957</b>	<b>2 355</b>
<b>52</b>	<b>Building materials, hardware, garden supply, &amp; mobile home dlr</b> .....	<b>987</b>	<b>972 940</b>	<b>93 388</b>	<b>20 803</b>	<b>7 499</b>	<b>591</b>	<b>156</b>
521	Lumber & other building materials dealers .....	213	334 484	32 361	7 505	2 795	123	31
5211	Lumber & other building materials dealers .....	213	334 484	32 361	7 505	2 795	123	31
523	Paint, glass, & wallpaper stores .....	110	79 469	6 604	1 682	519	44	18
5231	Paint, glass, & wallpaper stores .....	110	79 469	6 604	1 682	519	44	18
525	Hardware stores .....	577	535 345	51 268	10 801	3 871	361	99
5251	Hardware stores .....	577	535 345	51 268	10 801	3 871	361	99
526	Retail nurseries, lawn & garden supply stores .....	86	D	D	D	e	D	D
5261	Retail nurseries, lawn & garden supply stores .....	86	D	D	D	e	D	D
527	Mobile home dealers .....	1	D	D	D	a	D	D
5271	Mobile home dealers .....	1	D	D	D	a	D	D
<b>53</b>	<b>General merchandise stores</b> .....	<b>389</b>	<b>2 229 949</b>	<b>194 639</b>	<b>46 240</b>	<b>19 282</b>	<b>120</b>	<b>23</b>
531	Department stores <sup>1</sup> .....	47	1 260 163	120 288	28 623	12 240	-	-
5311	Department stores <sup>1</sup> .....	47	1 260 163	120 288	28 623	12 240	-	-
533	Variety stores .....	133	238 265	23 016	5 813	2 649	27	6
5331	Variety stores .....	133	238 265	23 016	5 813	2 649	27	6
539	Miscellaneous general merchandise stores .....	209	731 521	51 335	11 804	4 393	93	17
5399	Miscellaneous general merchandise stores .....	209	731 521	51 335	11 804	4 393	93	17
<b>54</b>	<b>Food stores</b> .....	<b>2 066</b>	<b>3 620 616</b>	<b>266 834</b>	<b>65 025</b>	<b>29 088</b>	<b>1 490</b>	<b>506</b>
541	Grocery stores .....	1 119	3 264 024	219 609	53 902	23 351	771	253
5411 pt.	Grocery stores .....	689	538 378	42 242	10 669	4 480	602	190
5411 pt.	Supermarkets .....	360	2 294 711	161 698	39 558	16 931	146	58
5411 pt.	Cash & carry .....	70	430 935	15 669	3 675	1 940	23	5
542	Meat & fish (seafood) markets, including freezer provisioners .....	79	19 822	1 653	405	212	65	13
5421	Meat & fish (seafood) markets, including freezer provisioners .....	79	19 822	1 653	405	212	65	13
543	Fruit & vegetable markets .....	33	9 833	723	179	100	33	8
5431	Fruit & vegetable markets .....	33	9 833	723	179	100	33	8
544	Candy, nut, & confectionery stores .....	40	13 312	1 261	304	182	32	6
5441	Candy, nut, & confectionery stores .....	40	13 312	1 261	304	182	32	6
545	Dairy products stores .....	85	35 570	3 731	970	495	33	6
5451	Dairy products stores .....	85	35 570	3 731	970	495	33	6
546	Retail bakeries .....	623	239 387	35 735	8 275	4 279	525	218
5461	Retail bakeries .....	623	239 387	35 735	8 275	4 279	525	218
549	Miscellaneous food stores .....	87	38 668	4 122	990	469	31	2
5499	Miscellaneous food stores .....	87	38 668	4 122	990	469	31	2
<b>55 ex. 554</b>	<b>Automotive dealers, excluding gasoline service stations</b> .....	<b>1 281</b>	<b>3 395 813</b>	<b>182 505</b>	<b>44 033</b>	<b>11 418</b>	<b>648</b>	<b>141</b>
551	Motor vehicle dealers (new & used) .....	257	2 508 858	93 274	22 604	5 188	44	6
5511	Motor vehicle dealers (new & used) .....	257	2 508 858	93 274	22 604	5 188	44	6
552	Motor vehicle dealers (used only) .....	173	210 833	7 856	1 946	722	73	28
5521	Motor vehicle dealers (used only) .....	173	210 833	7 856	1 946	722	73	28
553	Auto & home supply stores .....	805	631 662	77 733	18 655	5 285	514	105
5531	Auto & home supply stores .....	805	631 662	77 733	18 655	5 285	514	105
555	Boat dealers .....	28	16 550	1 037	236	97	13	2
5551	Boat dealers .....	28	16 550	1 037	236	97	13	2
556	Recreational vehicle dealers .....	15	23 476	2 507	569	116	3	-
5561	Recreational vehicle dealers .....	15	23 476	2 507	569	116	3	-
557	Motorcycle dealers .....	3	4 434	98	23	10	1	-
5571	Motorcycle dealers .....	3	4 434	98	23	10	1	-
559	Automotive dealers, nec .....	-	-	-	-	-	-	-
5599	Automotive dealers, nec .....	-	-	-	-	-	-	-
<b>554</b>	<b>Gasoline service stations</b> .....	<b>1 115</b>	<b>1 141 336</b>	<b>54 707</b>	<b>13 003</b>	<b>5 550</b>	<b>835</b>	<b>271</b>
5541	Gasoline service stations .....	1 115	1 141 336	54 707	13 003	5 550	835	271
<b>56</b>	<b>Apparel &amp; accessory stores</b> .....	<b>1 972</b>	<b>1 413 591</b>	<b>167 213</b>	<b>40 585</b>	<b>18 208</b>	<b>541</b>	<b>131</b>
561	Men's & boys' clothing & accessory stores .....	380	259 202	34 223	8 036	3 049	124	30
5611	Men's & boys' clothing & accessory stores .....	380	259 202	34 223	8 036	3 049	124	30
562	Women's clothing stores .....	505	342 431	47 431	11 336	5 789	151	31
5621	Women's clothing stores .....	505	342 431	47 431	11 336	5 789	151	31
563	Women's accessory & specialty stores .....	95	43 993	5 270	1 418	600	34	8
5632	Women's accessory & specialty stores .....	95	43 993	5 270	1 418	600	34	8
564	Children's & infants' wear stores .....	75	21 968	3 776	4	882	27	4
5641	Children's & infants' wear stores .....	75	21 968	3 776	4	882	27	4
565	Family clothing stores .....	308	303 942	27 767	6 628	2 782	115	40
5651	Family clothing stores .....	308	303 942	27 767	6 628	2 782	115	40
566	Shoe stores .....	537	391 875	42 271	10 792	4 725	49	11
5661	Shoe stores .....	537	391 875	42 271	10 792	4 725	49	11
569	Miscellaneous apparel & accessory stores .....	72	50 180	6 475	1 493	761	41	7
5699	Miscellaneous apparel & accessory stores .....	72	50 180	6 475	1 493	761	41	7
<b>57</b>	<b>Home furniture, furnishings, &amp; equipment stores</b> .....	<b>1 096</b>	<b>1 119 401</b>	<b>105 594</b>	<b>25 049</b>	<b>8 089</b>	<b>385</b>	<b>97</b>
571	Home furniture, and furnishings stores .....	605	610 934	54 635	12 976	4 387	218	55
5712	Furniture stores .....	453	441 520	40 396	9 558	3 236	168	41
5713	Floor covering stores .....	44	55 537	4 986	1 189	369	10	-
5714	Drapery, curtain, & upholstery stores .....	30	15 273	2 058	463	163	9	5
5719	Miscellaneous homefurnishings stores .....	78	98 604	7 195	1 766	619	31	9
572	Household appliance stores .....	160	141 820	14 909	3 505	1 052	71	14
5722	Household appliance stores .....	160	141 820	14 909	3 505	1 052	71	14
573	Radio, television, consumer electronics, & music stores .....	331	366 647	36 050	8 568	2 650	96	28
5731	Radio, television, & consumer electronics stores .....	65	82 734	9 126	2 236	614	16	2
5734	Computer & computer software stores .....	99	142 063	13 293	3 112	854	30	9
5735	Record & prerecorded tape stores .....	47	23 157	2 377	560	214	12	6
5736	Musical instrument stores .....	120	118 693	11 254	2 660	968	38	11

See footnotes at end of table.



**Table 1. Summary Statistics: 1997—Con.**

[Detail may not add to total because of rounding. For meaning of abbreviations and symbols, see introductory text. For explanation of terms, see Appendix A]

SIC code	Kind of business	Establishments (number)	Sales (\$1,000)	Annual payroll (\$1,000)	First-quarter payroll (\$1,000)	Paid employees for pay period including Mar. 12 (number)	Proprietors and partners (number)	Unpaid family workers (number)
<b>58</b>	<b>Eating &amp; drinking places</b> .....	<b>3 021</b>	<b>1 444 593</b>	<b>307 890</b>	<b>74 116</b>	<b>36 996</b>	<b>1 917</b>	<b>614</b>
581	Eating & drinking places .....	3 021	1 444 593	307 890	74 116	36 996	1 917	614
5812	Eating places .....	2 873	1 406 524	301 606	72 801	36 138	1 810	601
5812 pt.	Cafeterias .....	676	152 736	29 637	7 129	3 708	598	197
5812 pt.	Restaurants .....	974	503 937	118 749	29 138	13 254	635	231
5812 pt.	Refreshment places .....	373	106 827	21 021	4 993	2 712	315	112
5812 pt.	Fast food .....	817	621 805	128 459	30 584	16 092	244	58
5812 pt.	Other eating places .....	33	21 219	3 740	957	372	18	3
5813	Drinking places (alcoholic beverages) .....	148	38 069	6 284	1 315	858	107	13
<b>591</b>	<b>Drug stores &amp; proprietary stores</b> .....	<b>756</b>	<b>896 707</b>	<b>108 444</b>	<b>23 948</b>	<b>7 949</b>	<b>455</b>	<b>155</b>
5912	Drug stores & proprietary stores .....	756	896 707	108 444	23 948	7 949	455	155
<b>59, ex. 591</b>	<b>Miscellaneous retail</b> .....	<b>1 899</b>	<b>853 004</b>	<b>112 005</b>	<b>26 795</b>	<b>9 667</b>	<b>975</b>	<b>261</b>
592	Liquor stores .....	76	24 743	1 676	407	177	58	12
5921	Liquor stores .....	76	24 743	1 676	407	177	58	12
593	Used merchandise stores .....	14	1 534	239	54	29	8	—
5932	Used merchandise stores .....	14	1 534	239	54	29	8	—
594	Miscellaneous shopping goods stores .....	1 061	502 462	59 819	14 323	5 478	512	153
5941	Sporting goods stores & bicycle shops .....	92	27 335	3 361	841	320	55	21
5942	Book stores .....	87	45 063	5 139	1 119	429	38	11
5943	Stationery stores .....	118	49 509	6 451	1 453	602	82	17
5944	Jewelry stores .....	344	153 445	20 298	4 972	1 928	162	51
5945	Hobby, toy, & game shops .....	55	96 360	7 714	1 979	649	9	2
5946	Camera & photographic supply stores .....	69	22 630	4 169	1 095	273	16	10
5947	Gift, novelty, & souvenir shops .....	172	66 734	8 151	1 829	804	83	22
5948	Luggage & leather goods stores .....	10	4 210	429	120	36	3	1
5949	Sewing, needlework, & piece goods stores .....	114	37 176	4 107	915	437	64	18
596	Nonstore retailers .....	39	50 577	8 980	2 031	465	19	1
5961	Catalog & mail-order houses .....	5	6 032	457	112	19	—	—
5962	Automatic merchandising machine operators .....	18	17 937	3 119	671	164	9	—
5963	Direct selling establishments .....	16	26 608	5 404	1 248	282	10	1
598	Fuel dealers .....	118	42 742	5 286	1 430	490	89	29
5983	Fuel oil dealers .....	18	6 009	617	138	60	13	4
5984	Liquefied petroleum gas (bottled gas) dealers .....	100	36 733	4 669	1 292	430	76	25
5989	Fuel dealers, nec. ....	—	—	—	—	—	—	—
599	Retail stores, nec .....	591	230 946	36 005	8 550	3 028	289	66
5992	Florists .....	104	20 232	3 150	737	322	85	27
5993	Tobacco stores & stands .....	8	3 501	445	95	35	2	—
5994	News dealers & newsstands .....	7	6 391	1 210	305	70	1	—
5995	Optical goods stores .....	203	82 593	15 595	3 613	1 115	71	8
5999	Miscellaneous retail stores, nec .....	269	118 229	15 605	3 800	1 486	130	31

<sup>1</sup>Includes sales from catalog order desks.

**Table 2. Comparative Statistics for Establishments, Sales, and Payroll: 1997 and 1992**

[Detail may not add to total because of rounding. For meaning of abbreviations and symbols, see introductory text. For explanation of terms, see Appendix A]

SIC code	Kind of business	Establishments (number)	Sales		Annual payroll	
			Total (\$1,000)	Change 1992 to 1997 (percent)	Total (\$1,000)	Change 1992 to 1997 (percent)
<b>1997</b>						
	<b>Retail trade</b> .....	<b>14 582</b>	<b>17 087 950</b>	<b>46.0</b>	<b>1 593 219</b>	<b>43.0</b>
<b>52</b>	<b>Building materials, hardware, garden supply, &amp; mobile home dlr</b> .....	<b>987</b>	<b>972 940</b>	<b>58.0</b>	<b>93 388</b>	<b>55.7</b>
521	Lumber & other building materials .....	213	334 484	77.4	32 361	106.6
523	Paint, glass, & wallpaper stores .....	110	79 469	79.5	6 604	36.0
525	Hardware stores .....	577	535 345	47.1	51 268	40.0
526	Retail nurseries, lawn & garden supply stores .....	86	D	D	D	D
527	Mobile home dealers .....	1	D	D	D	D
<b>53</b>	<b>General merchandise stores</b> .....	<b>389</b>	<b>2 229 949</b>	<b>48.4</b>	<b>194 639</b>	<b>19.6</b>
531	Department stores <sup>1</sup> .....	47	1 260 163	25.8	120 288	9.6
533	Variety stores .....	133	238 265	-11.5	23 016	-24.2
539	Miscellaneous general merchandise stores .....	209	731 521	215.1	51 335	127.2
<b>54</b>	<b>Food stores</b> .....	<b>2 066</b>	<b>3 620 616</b>	<b>22.3</b>	<b>266 834</b>	<b>23.6</b>
541	Grocery stores .....	1 119	3 264 024	20.4	219 609	19.6
542	Meat & fish (seafood) markets, including freezer provisioners .....	79	19 822	-46.4	1 653	-56.6
543	Fruit & vegetable markets .....	33	9 833	2.3	723	39.3
544	Candy, nut, & confectionery stores .....	40	13 312	-36.3	1 261	14.8
545	Dairy products stores .....	85	35 570	119.7	3 731	195.2
546	Retail bakeries .....	623	239 387	59.0	35 735	47.6
549	Miscellaneous food stores .....	87	38 668	167.4	4 122	196.5
<b>55 ex. 554</b>	<b>Automotive dealers, excluding gasoline service stations</b> .....	<b>1 281</b>	<b>3 395 813</b>	<b>101.1</b>	<b>182 505</b>	<b>91.1</b>
551	Motor vehicle dealers (new & used) .....	257	2 508 858	121.2	93 274	101.8
552	Motor vehicle dealers (used only) .....	173	210 833	94.9	7 856	128.6
553	Auto & home supply stores .....	805	631 662	47.0	77 733	73.7
555	Boat dealers .....	28	16 550	101.2	1 037	81.3
556	Recreational vehicle dealers .....	15	23 476	453.4	2 507	782.7
557	Motorcycle dealers .....	3	4 434	921.7	98	117.8
559	Automotive dealers, nec .....	-	-	-100.0	-	-100.0
<b>554</b>	<b>Gasoline service stations</b> .....	<b>1 115</b>	<b>1 141 336</b>	<b>60.6</b>	<b>54 707</b>	<b>66.6</b>
<b>56</b>	<b>Apparel &amp; accessory stores</b> .....	<b>1 972</b>	<b>1 413 591</b>	<b>17.3</b>	<b>167 213</b>	<b>27.6</b>
561	Men's & boys' clothing & accessory stores .....	380	259 202	16.5	34 223	21.0
562	Women's clothing stores .....	505	342 431	3.7	47 431	38.1
563	Women's accessory & specialty stores .....	95	43 993	53.2	5 270	32.7
564	Children's & infants' wear stores .....	75	21 968	8.8	3 776	30.5
565	Family clothing stores .....	308	303 942	21.7	27 767	31.0
566	Shoe stores .....	537	391 875	17.3	42 271	11.0
569	Miscellaneous apparel & accessory stores .....	72	50 180	155.2	6 475	180.4
<b>57</b>	<b>Home furniture, furnishings, &amp; equipment stores</b> .....	<b>1 096</b>	<b>1 119 401</b>	<b>45.0</b>	<b>105 594</b>	<b>37.2</b>
571	Home furniture & furnishings stores .....	605	610 934	13.8	54 635	10.1
572	Household appliance stores .....	160	141 820	64.8	14 909	83.5
573	Radio, television, consumer electronics, & music stores .....	331	366 647	145.8	36 050	87.6
<b>58</b>	<b>Eating &amp; drinking places</b> .....	<b>3 021</b>	<b>1 444 593</b>	<b>54.6</b>	<b>307 890</b>	<b>66.4</b>
581	Eating & drinking places .....	3 021	1 444 593	54.6	307 890	66.4
<b>591</b>	<b>Drug stores &amp; proprietary stores</b> .....	<b>756</b>	<b>896 707</b>	<b>36.5</b>	<b>108 444</b>	<b>55.8</b>
<b>59, ex. 591</b>	<b>Miscellaneous retail</b> .....	<b>1 899</b>	<b>853 004</b>	<b>29.1</b>	<b>112 005</b>	<b>32.8</b>
592	Liquor stores .....	76	24 743	N	1 676	N
593	Used merchandise stores .....	14	1 534	N	239	N
594	Miscellaneous shopping goods stores .....	1 061	502 462	37.7	59 819	29.6
596	Nonstore retailers .....	39	50 577	62.1	8 980	82.9
598	Fuel dealers .....	118	42 742	-19.6	5 286	-7.2
599	Retail stores, nec .....	591	230 946	21.3	36 005	37.1
<b>1992</b>						
	<b>Retail trade</b> .....	<b>13 534</b>	<b>11 706 968</b>	<b>N</b>	<b>1 113 989</b>	<b>N</b>
<b>52</b>	<b>Building materials, hardware, garden supply, &amp; mobile home dlr</b> .....	<b>991</b>	<b>615 815</b>	<b>N</b>	<b>59 991</b>	<b>N</b>
521	Lumber & other building materials .....	199	188 525	N	15 665	N
523	Paint, glass, & wallpaper stores .....	115	44 261	N	4 856	N
525	Hardware stores .....	544	363 986	N	36 609	N
526	Retail nurseries, lawn & garden supply stores .....	131	D	N	D	N
527	Mobile home dealers .....	2	D	N	D	N
<b>53</b>	<b>General merchandise stores</b> .....	<b>485</b>	<b>1 503 084</b>	<b>N</b>	<b>162 730</b>	<b>N</b>
531	Department stores <sup>1</sup> .....	54	1 001 755	N	109 768	N
533	Variety stores .....	156	269 206	N	30 372	N
539	Miscellaneous general merchandise stores .....	275	232 123	N	22 590	N
<b>54</b>	<b>Food stores</b> .....	<b>1 988</b>	<b>2 959 794</b>	<b>N</b>	<b>215 857</b>	<b>N</b>
541	Grocery stores .....	1 222	2 711 146	N	183 571	N
542	Meat & fish (seafood) markets, including freezer provisioners .....	164	36 958	N	3 808	N
543	Fruit & vegetable markets .....	26	9 615	N	519	N
544	Candy, nut, & confectionery stores .....	16	20 907	N	1 098	N
545	Dairy products stores .....	47	16 190	N	1 264	N
546	Retail bakeries .....	493	150 517	N	24 207	N
549	Miscellaneous food stores .....	20	14 461	N	1 390	N

See footnotes at end of table.

**Table 2. Comparative Statistics for Establishments, Sales, and Payroll: 1997 and 1992—Con.**

[Detail may not add to total because of rounding. For meaning of abbreviations and symbols, see introductory text. For explanation of terms, see Appendix A]

SIC code	Kind of business	Establishments (number)	Sales		Annual payroll	
			Total (\$1,000)	Change 1992 to 1997 (percent)	Total (\$1,000)	Change 1992 to 1997 (percent)
	<b>1992—Con.</b>					
<b>55 ex. 554</b>	<b>Automotive dealers, excluding gasoline service stations .....</b>	<b>1 118</b>	<b>1 688 269</b>	<b>N</b>	<b>95 527</b>	<b>N</b>
551	Motor vehicle dealers (new & used) .....	238	1 134 397	N	46 225	N
552	Motor vehicle dealers (used only) .....	127	108 179	N	3 436	N
553	Auto & home supply stores .....	719	429 800	N	44 752	N
555	Boat dealers .....	16	8 227	N	572	N
556	Recreational vehicle dealers .....	8	4 242	N	284	N
557	Motorcycle dealers .....	3	434	N	45	N
559	Automotive dealers, nec .....	7	2 990	N	213	N
<b>554</b>	<b>Gasoline service stations .....</b>	<b>1 060</b>	<b>710 517</b>	<b>N</b>	<b>32 832</b>	<b>N</b>
<b>56</b>	<b>Apparel &amp; accessory stores .....</b>	<b>2 032</b>	<b>1 205 144</b>	<b>N</b>	<b>131 096</b>	<b>N</b>
561	Men's & boys' clothing & accessory stores .....	469	222 526	N	28 280	N
562	Women's clothing stores .....	596	330 088	N	34 355	N
563	Women's accessory & specialty stores .....	95	28 725	N	3 971	N
564	Children's & infants' wear stores .....	53	20 185	N	2 893	N
565	Family clothing stores .....	214	249 770	N	21 197	N
566	Shoe stores .....	554	334 187	N	38 091	N
569	Miscellaneous apparel & accessory stores .....	51	19 663	N	2 309	N
<b>57</b>	<b>Home furniture, furnishings, &amp; equipment stores .....</b>	<b>1 048</b>	<b>772 196</b>	<b>N</b>	<b>76 953</b>	<b>N</b>
571	Home furniture & furnishings stores .....	699	536 993	N	49 608	N
572	Household appliance stores .....	137	86 044	N	8 124	N
573	Radio, television, consumer electronics, & music stores .....	212	149 159	N	19 221	N
<b>58</b>	<b>Eating &amp; drinking places .....</b>	<b>2 356</b>	<b>934 279</b>	<b>N</b>	<b>185 073</b>	<b>N</b>
581	Eating & drinking places .....	2 356	934 279	N	185 073	N
<b>591</b>	<b>Drug stores &amp; proprietary stores .....</b>	<b>790</b>	<b>656 922</b>	<b>N</b>	<b>69 595</b>	<b>N</b>
<b>59, ex. 591</b>	<b>Miscellaneous retail .....</b>	<b>1 666</b>	<b>660 948</b>	<b>N</b>	<b>84 335</b>	<b>N</b>
592	Liquor stores .....	91	D	N	D	N
593	Used merchandise stores .....	1	D	N	D	N
594	Miscellaneous shopping goods stores .....	902	364 928	N	46 160	N
596	Nonstore retailers .....	23	31 197	N	4 911	N
598	Fuel dealers .....	122	53 150	N	5 698	N
599	Retail stores, nec .....	527	190 334	N	26 268	N

<sup>1</sup>Includes sales from catalog order desks.

**Table 3. Comparative Statistics and Selected Ratios: 1997 and 1992**

[Detail may not add to total because of rounding. For meaning of abbreviations and symbols, see introductory text. For explanation of terms, see Appendix A]

SIC code	Kind of business	Sales per establishments (\$1,000)	Sales per employee (\$1,000)	Payroll per employee (\$1,000)	Employee per establishment (number)
<b>1997</b>					
	<b>Retail trade</b> .....	<b>1 172</b>	<b>111</b>	<b>10</b>	<b>11</b>
<b>52</b>	<b>Building materials, hardware, garden supply, &amp; mobile home dlr</b> .....	<b>986</b>	<b>130</b>	<b>12</b>	<b>8</b>
521	Lumber & other building materials dealers .....	1 570	120	12	13
523	Paint, glass, & wallpaper stores .....	722	153	13	5
525	Hardware stores .....	928	138	13	7
526	Retail nurseries, lawn & garden supply stores .....	D	D	D	D
527	Mobile home dealers .....	D	D	D	D
<b>53</b>	<b>General merchandise stores</b> .....	<b>5 733</b>	<b>116</b>	<b>10</b>	<b>50</b>
531	Department stores <sup>1</sup> .....	26 812	103	10	260
533	Variety stores .....	1 791	90	9	20
539	Miscellaneous general merchandise stores .....	3 500	167	12	21
<b>54</b>	<b>Food stores</b> .....	<b>1 752</b>	<b>124</b>	<b>9</b>	<b>14</b>
541	Grocery stores .....	2 917	140	9	21
542	Meat & fish (seafood) markets, including freezer provisioners .....	251	94	8	3
543	Fruit & vegetable markets .....	298	98	7	3
544	Candy, nut, & confectionery stores .....	333	73	7	5
545	Dairy products stores .....	418	72	8	6
546	Retail bakeries .....	384	56	8	7
549	Miscellaneous food stores .....	444	82	9	5
<b>55 ex. 554</b>	<b>Automotive dealers, excluding gasoline service stations</b> .....	<b>2 651</b>	<b>297</b>	<b>16</b>	<b>9</b>
551	Motor vehicle dealers (new & used) .....	9 762	484	18	20
552	Motor vehicle dealers (used only) .....	1 219	292	11	4
553	Auto & home supply stores .....	785	120	15	7
555	Boat dealers .....	591	171	11	3
556	Recreational vehicle dealers .....	1 565	202	22	8
557	Motorcycle dealers .....	1 478	443	10	3
559	Automotive dealers, nec .....	-	-	-	-
<b>554</b>	<b>Gasoline service stations</b> .....	<b>1 024</b>	<b>206</b>	<b>10</b>	<b>5</b>
<b>56</b>	<b>Apparel &amp; accessory stores</b> .....	<b>717</b>	<b>78</b>	<b>9</b>	<b>9</b>
561	Men's & boys' clothing & accessory stores .....	682	85	11	8
562	Women's clothing stores .....	678	59	8	11
563	Women's accessory & specialty stores .....	463	73	9	6
564	Children's & infants' wear stores .....	293	42	7	7
565	Family clothing stores .....	987	109	10	9
566	Shoe stores .....	730	83	9	9
569	Miscellaneous apparel & accessory stores .....	697	66	9	11
<b>57</b>	<b>Home furniture, furnishings, &amp; equipment stores</b> .....	<b>1 021</b>	<b>138</b>	<b>13</b>	<b>7</b>
571	Home furniture & furnishings stores .....	1 010	139	12	7
572	Household appliance stores .....	886	135	14	7
573	Radio, television, consumer electronics, & music stores .....	1 108	138	14	8
<b>58</b>	<b>Eating &amp; drinking places</b> .....	<b>478</b>	<b>39</b>	<b>8</b>	<b>12</b>
581	Eating & drinking places .....	478	39	8	12
<b>591</b>	<b>Drug stores &amp; proprietary stores</b> .....	<b>1 186</b>	<b>113</b>	<b>14</b>	<b>11</b>
<b>59, ex. 591</b>	<b>Miscellaneous retail</b> .....	<b>449</b>	<b>88</b>	<b>12</b>	<b>5</b>
592	Liquor stores .....	326	140	9	2
593	Used merchandise stores .....	110	53	8	2
594	Miscellaneous shopping goods stores .....	474	92	11	5
596	Nonstore retailers .....	1 297	109	19	12
598	Fuel dealers .....	362	87	11	4
599	Retail stores, nec .....	391	76	12	5
<b>1992</b>					
	<b>Retail trade</b> .....	<b>865</b>	<b>98</b>	<b>9</b>	<b>9</b>
<b>52</b>	<b>Building materials, hardware, garden supply, &amp; mobile home dlr</b> .....	<b>621</b>	<b>110</b>	<b>11</b>	<b>6</b>
521	Lumber & other building materials dealers .....	947	138	11	7
523	Paint, glass, & wallpaper stores .....	385	101	11	4
525	Hardware stores .....	669	107	11	6
526	Retail nurseries, lawn & garden supply stores .....	D	D	D	D
527	Mobile home dealers .....	D	D	D	D
<b>53</b>	<b>General merchandise stores</b> .....	<b>3 099</b>	<b>96</b>	<b>10</b>	<b>32</b>
531	Department stores <sup>1</sup> .....	18 551	100	11	186
533	Variety stores .....	1 726	80	9	22
539	Miscellaneous general merchandise stores .....	844	102	10	8
<b>54</b>	<b>Food stores</b> .....	<b>1 489</b>	<b>114</b>	<b>8</b>	<b>13</b>
541	Grocery stores .....	2 219	125	8	18
542	Meat & fish (seafood) markets, including freezer provisioners .....	225	68	7	3
543	Fruit & vegetable markets .....	370	150	8	2
544	Candy, nut, & confectionery stores .....	1 307	162	9	8
545	Dairy products stores .....	344	104	8	3
546	Retail bakeries .....	305	46	7	7
549	Miscellaneous food stores .....	723	92	9	8

See footnotes at end of table.

**Table 3. Comparative Statistics and Selected Ratios: 1997 and 1992—Con.**

[Detail may not add to total because of rounding. For meaning of abbreviations and symbols, see introductory text. For explanation of terms, see Appendix A]

SIC code	Kind of business	Sales per establishments (\$1,000)	Sales per employee (\$1,000)	Payroll per employee (\$1,000)	Employee per establishment (number)
	<b>1992—Con.</b>				
<b>55 ex. 554</b>	<b>Automotive dealers, excluding gasoline service stations .....</b>	<b>1 510</b>	<b>239</b>	<b>14</b>	<b>6</b>
551	Motor vehicle dealers (new & used) .....	4 766	389	16	12
552	Motor vehicle dealers (used only) .....	852	319	10	3
553	Auto & home supply stores .....	598	116	12	5
555	Boat dealers .....	514	152	11	3
556	Recreational vehicle dealers .....	530	121	8	4
557	Motorcycle dealers .....	145	109	11	1
559	Automotive dealers, nec .....	427	214	15	2
<b>554</b>	<b>Gasoline service stations .....</b>	<b>670</b>	<b>173</b>	<b>8</b>	<b>4</b>
<b>56</b>	<b>Apparel &amp; accessory stores .....</b>	<b>593</b>	<b>75</b>	<b>8</b>	<b>8</b>
561	Men's & boys' clothing & accessory stores .....	474	76	10	6
562	Women's clothing stores .....	554	67	7	8
563	Women's accessory & specialty stores .....	302	50	7	6
564	Children's & infants' wear stores .....	381	60	9	6
565	Family clothing stores .....	1 167	108	9	11
566	Shoe stores .....	603	71	8	8
569	Miscellaneous apparel & accessory stores .....	386	69	8	6
<b>57</b>	<b>Home furniture, furnishings, &amp; equipment stores .....</b>	<b>737</b>	<b>125</b>	<b>12</b>	<b>6</b>
571	Home furniture & furnishings stores .....	768	127	12	6
572	Household appliance stores .....	628	119	11	5
573	Radio, television, consumer electronics, & music stores .....	704	119	15	6
<b>58</b>	<b>Eating &amp; drinking places .....</b>	<b>397</b>	<b>39</b>	<b>8</b>	<b>10</b>
581	Eating & drinking places .....	397	39	8	10
<b>591</b>	<b>Drug stores &amp; proprietary stores .....</b>	<b>832</b>	<b>103</b>	<b>11</b>	<b>8</b>
<b>59, ex. 591</b>	<b>Miscellaneous retail .....</b>	<b>397</b>	<b>77</b>	<b>10</b>	<b>5</b>
592	Liquor stores .....	D	D	D	D
593	Used merchandise stores .....	D	D	D	D
594	Miscellaneous shopping goods stores .....	405	75	9	5
596	Nonstore retailers .....	1 356	99	16	14
598	Fuel dealers .....	436	96	10	5
599	Retail stores, nec .....	361	73	10	5

<sup>1</sup>Includes sales from catalog order desks.

**Table 4. Summary Statistics for Commercial Regions: 1997**

[Detail may not add to total because of rounding. For meaning of abbreviations and symbols, see introductory text. For explanation of terms, see Appendix A]

SIC code	Geographic area and kind of business	Establishments (number)	Sales (\$1,000)	Annual payroll (\$1,000)	First-quarter payroll (\$1,000)	Paid employees for pay period including Mar. 12 (number)	Proprietors and partners (number)	Unpaid family workers (number)
<b>AGUADILLA, PR</b>								
	<b>Retail trade</b> .....	<b>1 049</b>	<b>679 804</b>	<b>62 571</b>	<b>15 267</b>	<b>7 658</b>	<b>831</b>	<b>264</b>
<b>52</b>	<b>Building materials, hardware, garden supply, &amp; mobile home dlr</b> .....	<b>84</b>	<b>44 852</b>	<b>3 529</b>	<b>880</b>	<b>394</b>	<b>70</b>	<b>7</b>
521	Lumber & other building materials dealers .....	17	16 247	1 014	267	108	12	1
523	Paint, glass, & wallpaper stores .....	6	D	D	D	a	D	D
525	Hardware stores .....	54	24 762	2 200	534	251	48	6
526	Retail nurseries, lawn & garden supply stores .....	7	D	D	D	b	D	D
527	Mobile home dealers .....	-	-	-	-	-	-	-
<b>53</b>	<b>General merchandise stores</b> .....	<b>28</b>	<b>74 271</b>	<b>7 077</b>	<b>1 682</b>	<b>817</b>	<b>13</b>	<b>4</b>
531	Department stores <sup>1</sup> .....	2	D	D	D	f	D	D
533	Variety stores .....	12	D	D	D	c	D	D
539	Miscellaneous general merchandise stores .....	14	15 587	1 333	311	123	11	3
<b>54</b>	<b>Food stores</b> .....	<b>165</b>	<b>196 331</b>	<b>14 890</b>	<b>3 771</b>	<b>2 023</b>	<b>154</b>	<b>65</b>
541	Grocery stores .....	70	176 847	13 059	3 283	1 712	54	18
542	Meat & fish (seafood) markets, including freezer provisioners .....	7	1 187	114	27	17	7	3
543	Fruit & vegetable markets .....	1	D	D	D	a	D	D
544	Candy, nut, & confectionery stores .....	3	372	29	7	3	3	1
545	Dairy products stores .....	3	D	D	D	a	D	D
546	Retail bakeries .....	72	14 079	1 420	375	250	83	42
549	Miscellaneous food stores .....	9	3 091	233	70	36	3	-
<b>55 ex. 554</b>	<b>Automotive dealers, excluding gasoline service stations</b> .....	<b>118</b>	<b>94 129</b>	<b>5 166</b>	<b>1 117</b>	<b>426</b>	<b>92</b>	<b>32</b>
551	Motor vehicle dealers (new & used) .....	24	D	D	D	c	D	D
552	Motor vehicle dealers (used only) .....	38	29 638	885	224	81	31	19
553	Auto & home supply stores .....	55	19 636	2 139	502	196	49	8
555	Boat dealers .....	-	-	-	-	-	-	-
556	Recreational vehicle dealers .....	1	D	D	D	a	D	D
557	Motorcycle dealers .....	-	-	-	-	-	-	-
559	Automotive dealers, nec .....	-	-	-	-	-	-	-
<b>554</b>	<b>Gasoline service stations</b> .....	<b>81</b>	<b>57 953</b>	<b>2 548</b>	<b>643</b>	<b>302</b>	<b>76</b>	<b>26</b>
<b>56</b>	<b>Apparel &amp; accessory stores</b> .....	<b>134</b>	<b>48 901</b>	<b>5 310</b>	<b>1 280</b>	<b>736</b>	<b>68</b>	<b>14</b>
561	Men's & boys' clothing & accessory stores .....	22	5 649	722	163	73	15	2
562	Women's clothing stores .....	45	15 287	1 575	378	250	25	5
563	Women's accessory & specialty stores .....	4	D	D	D	a	D	D
564	Children's & infants' wear stores .....	5	D	D	D	a	D	D
565	Family clothing stores .....	21	9 486	867	204	114	10	3
566	Shoe stores .....	31	15 768	1 771	443	244	6	3
569	Miscellaneous apparel & accessory stores .....	6	1 456	260	63	29	6	-
<b>57</b>	<b>Home furniture, furnishings, &amp; equipment stores</b> .....	<b>68</b>	<b>34 197</b>	<b>3 039</b>	<b>752</b>	<b>290</b>	<b>56</b>	<b>19</b>
571	Home furniture & furnishings stores .....	38	20 738	1 687	402	157	35	11
572	Household appliance stores .....	11	2 979	293	70	42	10	3
573	Radio, television, consumer electronics, & music stores .....	19	10 480	1 059	280	91	11	5
<b>58</b>	<b>Eating &amp; drinking places</b> .....	<b>190</b>	<b>64 473</b>	<b>13 276</b>	<b>3 303</b>	<b>1 955</b>	<b>145</b>	<b>49</b>
581	Eating & drinking places .....	190	64 473	13 276	3 303	1 955	145	49
<b>591</b>	<b>Drug stores &amp; proprietary stores</b> .....	<b>58</b>	<b>36 544</b>	<b>4 388</b>	<b>997</b>	<b>368</b>	<b>52</b>	<b>18</b>
<b>59 ex 591</b>	<b>Miscellaneous retail</b> .....	<b>123</b>	<b>28 153</b>	<b>3 348</b>	<b>842</b>	<b>347</b>	<b>105</b>	<b>30</b>
592	Liquor stores .....	6	D	D	D	a	D	D
593	Used merchandise stores .....	-	-	-	-	-	-	-
594	Miscellaneous shopping goods stores .....	69	12 282	1 388	344	166	56	24
596	Nonstore retailers .....	2	D	D	D	a	D	D
598	Fuel dealers .....	12	9 835	1 086	274	81	13	2
599	Retail stores, nec .....	34	5 183	775	203	86	27	4
<b>ARECIBO, PR</b>								
	<b>Retail trade</b> .....	<b>1 459</b>	<b>1 356 885</b>	<b>124 370</b>	<b>29 678</b>	<b>12 764</b>	<b>978</b>	<b>312</b>
<b>52</b>	<b>Building materials, hardware, garden supply, &amp; mobile home dlr</b> .....	<b>112</b>	<b>75 268</b>	<b>6 674</b>	<b>1 565</b>	<b>622</b>	<b>94</b>	<b>33</b>
521	Lumber & other building materials dealers .....	26	12 589	912	211	92	23	9
523	Paint, glass, & wallpaper stores .....	10	4 699	441	112	30	5	3
525	Hardware stores .....	70	57 357	5 234	1 221	491	60	19
526	Retail nurseries, lawn & garden supply stores .....	6	623	87	21	9	6	2
527	Mobile home dealers .....	-	-	-	-	-	-	-
<b>53</b>	<b>General merchandise stores</b> .....	<b>38</b>	<b>178 791</b>	<b>16 417</b>	<b>4 042</b>	<b>1 789</b>	<b>15</b>	<b>7</b>
531	Department stores <sup>1</sup> .....	5	122 479	11 236	2 827	1 334	-	-
533	Variety stores .....	12	D	D	D	c	D	D
539	Miscellaneous general merchandise stores .....	21	D	D	D	e	D	D

See footnotes at end of table.

**Table 4. Summary Statistics for Commercial Regions: 1997—Con.**

[Detail may not add to total because of rounding. For meaning of abbreviations and symbols, see introductory text. For explanation of terms, see Appendix A]

SIC code	Geographic area and kind of business	Establishments (number)	Sales (\$1,000)	Annual payroll (\$1,000)	First-quarter payroll (\$1,000)	Paid employees for pay period including Mar. 12 (number)	Proprietors and partners (number)	Unpaid family workers (number)
<b>ARECIBO, PR—Con.</b>								
<b>54</b>	<b>Food stores</b> .....	<b>221</b>	<b>367 641</b>	<b>24 268</b>	<b>5 870</b>	<b>2 702</b>	<b>179</b>	<b>63</b>
541	Grocery stores .....	126	342 966	21 529	5 238	2 325	95	44
542	Meat & fish (seafood) markets, including freezer provisioners .....	10	2 280	160	39	25	10	3
543	Fruit & vegetable markets .....	4	371	19	5	5	4	—
544	Candy, nut, & confectionery stores .....	—	—	—	—	—	—	—
545	Dairy products stores .....	10	1 978	263	65	34	3	—
546	Retail bakeries .....	60	15 451	1 971	432	277	64	16
549	Miscellaneous food stores .....	11	4 595	326	91	36	3	—
<b>55 ex. 554</b>	<b>Automotive dealers, excluding gasoline service stations</b> .....	<b>134</b>	<b>175 178</b>	<b>12 172</b>	<b>2 874</b>	<b>860</b>	<b>80</b>	<b>12</b>
551	Motor vehicle dealers (new & used) .....	21	100 069	6 399	1 432	383	5	—
552	Motor vehicle dealers (used only) .....	26	28 830	939	238	93	7	2
553	Auto & home supply stores .....	84	42 464	4 637	1 160	371	67	10
555	Boat dealers .....	—	—	—	—	—	—	—
556	Recreational vehicle dealers .....	2	D	D	D	a	D	D
557	Motorcycle dealers .....	1	D	D	D	a	D	D
559	Automotive dealers, nec .....	—	—	—	—	—	—	—
<b>554</b>	<b>Gasoline service stations</b> .....	<b>131</b>	<b>117 343</b>	<b>4 929</b>	<b>1 176</b>	<b>535</b>	<b>115</b>	<b>34</b>
<b>56</b>	<b>Apparel &amp; accessory stores</b> .....	<b>180</b>	<b>127 362</b>	<b>15 671</b>	<b>3 665</b>	<b>1 711</b>	<b>59</b>	<b>16</b>
561	Men's & boys' clothing & accessory stores .....	35	31 526	3 803	780	327	16	2
562	Women's clothing stores .....	43	31 633	5 364	1 278	661	12	1
563	Women's accessory & specialty stores .....	9	1 320	166	41	22	7	4
564	Children's & infants' wear stores .....	6	D	D	D	b	D	D
565	Family clothing stores .....	29	23 124	1 972	478	201	10	5
566	Shoe stores .....	57	38 614	4 167	1 048	470	6	2
569	Miscellaneous apparel & accessory stores .....	1	D	D	D	a	D	D
<b>57</b>	<b>Home furniture, furnishings, &amp; equipment stores</b> .....	<b>106</b>	<b>68 103</b>	<b>6 153</b>	<b>1 513</b>	<b>534</b>	<b>46</b>	<b>13</b>
571	Home furniture & furnishings stores .....	57	44 929	3 846	943	337	24	5
572	Household appliance stores .....	20	6 707	794	205	80	13	3
573	Radio, television, consumer electronics, & music stores .....	29	16 467	1 513	365	117	9	5
<b>58</b>	<b>Eating &amp; drinking places</b> .....	<b>269</b>	<b>99 181</b>	<b>19 615</b>	<b>4 764</b>	<b>2 486</b>	<b>214</b>	<b>79</b>
581	Eating & drinking places .....	269	99 181	19 615	4 764	2 486	214	79
<b>591</b>	<b>Drug stores &amp; proprietary stores</b> .....	<b>96</b>	<b>88 871</b>	<b>11 042</b>	<b>2 447</b>	<b>756</b>	<b>74</b>	<b>23</b>
<b>59 ex 591</b>	<b>Miscellaneous retail</b> .....	<b>172</b>	<b>59 147</b>	<b>7 429</b>	<b>1 762</b>	<b>769</b>	<b>102</b>	<b>32</b>
592	Liquor stores .....	3	D	D	D	a	D	D
593	Used merchandise stores .....	—	—	—	—	—	—	—
594	Miscellaneous shopping goods stores .....	91	31 857	3 743	925	407	53	21
596	Nonstore retailers .....	2	D	D	D	a	D	D
598	Fuel dealers .....	22	6 626	796	212	89	18	7
599	Retail stores, nec .....	54	20 229	2 824	611	265	28	4
<b>BAYAMÓN, PR</b>								
	<b>Retail trade</b> .....	<b>2 097</b>	<b>2 674 449</b>	<b>217 011</b>	<b>50 996</b>	<b>20 616</b>	<b>1 202</b>	<b>330</b>
<b>52</b>	<b>Building materials, hardware, garden supply, &amp; mobile home dlr</b> .....	<b>159</b>	<b>132 122</b>	<b>11 220</b>	<b>2 741</b>	<b>981</b>	<b>90</b>	<b>22</b>
521	Lumber & other building materials dealers .....	23	43 885	3 797	896	299	10	—
523	Paint, glass, & wallpaper stores .....	23	10 826	1 218	321	117	10	—
525	Hardware stores .....	95	74 321	5 888	1 442	527	56	20
526	Retail nurseries, lawn & garden supply stores .....	18	3 090	317	82	38	14	2
527	Mobile home dealers .....	—	—	—	—	—	—	—
<b>53</b>	<b>General merchandise stores</b> .....	<b>50</b>	<b>359 313</b>	<b>26 440</b>	<b>5 601</b>	<b>2 339</b>	<b>17</b>	<b>2</b>
531	Department stores <sup>1</sup> .....	4	129 470	11 313	2 111	1 078	—	—
533	Variety stores .....	16	27 319	2 782	679	286	4	1
539	Miscellaneous general merchandise stores .....	30	202 524	12 345	2 811	975	13	1
<b>54</b>	<b>Food stores</b> .....	<b>332</b>	<b>568 610</b>	<b>38 453</b>	<b>9 469</b>	<b>4 204</b>	<b>244</b>	<b>76</b>
541	Grocery stores .....	192	516 786	32 316	8 003	3 466	145	35
542	Meat & fish (seafood) markets, including freezer provisioners .....	8	2 069	156	43	22	6	1
543	Fruit & vegetable markets .....	9	2 129	208	51	30	10	4
544	Candy, nut, & confectionery stores .....	8	2 230	197	46	28	7	—
545	Dairy products stores .....	9	3 476	332	85	51	5	1
546	Retail bakeries .....	92	37 138	4 778	1 120	555	70	35
549	Miscellaneous food stores .....	14	4 782	466	121	52	1	—

See footnotes at end of table.

**Table 4. Summary Statistics for Commercial Regions: 1997—Con.**

[Detail may not add to total because of rounding. For meaning of abbreviations and symbols, see introductory text. For explanation of terms, see Appendix A]

SIC code	Geographic area and kind of business	Establishments (number)	Sales (\$1,000)	Annual payroll (\$1,000)	First-quarter payroll (\$1,000)	Paid employees for pay period including Mar. 12 (number)	Proprietors and partners (number)	Unpaid family workers (number)
	<b>BAYAMÓN, PR—Con.</b>							
<b>55 ex. 554</b>	<b>Automotive dealers, excluding gasoline service stations</b>	<b>235</b>	<b>625 019</b>	<b>26 560</b>	<b>6 228</b>	<b>1 670</b>	<b>120</b>	<b>18</b>
551	Motor vehicle dealers (new & used)	45	495 841	14 007	3 350	794	7	—
552	Motor vehicle dealers (used only)	26	D	D	D	b	D	D
553	Auto & home supply stores	162	98 973	11 524	2 656	797	101	17
555	Boat dealers	2	D	D	D	a	D	D
556	Recreational vehicle dealers	—	—	—	—	—	—	—
557	Motorcycle dealers	—	—	—	—	—	—	—
559	Automotive dealers, nec	—	—	—	—	—	—	—
<b>554</b>	<b>Gasoline service stations</b>	<b>163</b>	<b>176 706</b>	<b>8 231</b>	<b>1 876</b>	<b>789</b>	<b>120</b>	<b>40</b>
<b>56</b>	<b>Apparel &amp; accessory stores</b>	<b>285</b>	<b>214 842</b>	<b>25 422</b>	<b>6 180</b>	<b>2 670</b>	<b>91</b>	<b>31</b>
561	Men's & boys' clothing & accessory stores	57	45 487	6 910	1 623	603	16	4
562	Women's clothing stores	66	49 228	6 061	1 407	646	27	17
563	Women's accessory & specialty stores	13	11 054	1 511	420	168	7	2
564	Children's & infants' wear stores	15	5 109	855	193	119	7	2
565	Family clothing stores	51	42 247	3 772	890	383	26	5
566	Shoe stores	68	54 353	5 569	1 486	662	4	—
569	Miscellaneous apparel & accessory stores	15	7 364	744	161	89	4	1
<b>57</b>	<b>Home furniture, furnishings, &amp; equipment stores</b>	<b>152</b>	<b>185 007</b>	<b>16 608</b>	<b>3 764</b>	<b>1 299</b>	<b>55</b>	<b>17</b>
571	Home furniture & furnishings stores	82	85 443	7 114	1 681	570	34	10
572	Household appliance stores	28	26 385	2 978	627	193	7	1
573	Radio, television, consumer electronics, & music stores	42	73 179	6 516	1 456	536	14	6
<b>58</b>	<b>Eating &amp; drinking places</b>	<b>356</b>	<b>169 971</b>	<b>33 923</b>	<b>8 332</b>	<b>4 328</b>	<b>254</b>	<b>70</b>
581	Eating & drinking places	356	169 971	33 923	8 332	4 328	254	70
<b>591</b>	<b>Drug stores &amp; proprietary stores</b>	<b>121</b>	<b>147 284</b>	<b>17 304</b>	<b>3 818</b>	<b>1 222</b>	<b>79</b>	<b>22</b>
<b>59 ex 591</b>	<b>Miscellaneous retail</b>	<b>244</b>	<b>95 575</b>	<b>12 850</b>	<b>2 987</b>	<b>1 114</b>	<b>132</b>	<b>32</b>
592	Liquor stores	7	D	D	D	a	D	D
593	Used merchandise stores	1	D	D	D	a	D	D
594	Miscellaneous shopping goods stores	140	63 333	8 355	1 897	715	75	17
596	Nonstore retailers	7	6 427	810	196	50	4	1
598	Fuel dealers	14	3 691	327	75	30	10	5
599	Retail stores, nec	75	21 233	3 275	800	309	34	8
	<b>CAGUAS, PR</b>							
	<b>Retail trade</b>	<b>1 997</b>	<b>2 304 640</b>	<b>198 936</b>	<b>45 884</b>	<b>19 501</b>	<b>1 075</b>	<b>302</b>
<b>52</b>	<b>Building materials, hardware, garden supply, &amp; mobile home dlr</b>	<b>132</b>	<b>212 700</b>	<b>20 261</b>	<b>3 484</b>	<b>1 346</b>	<b>76</b>	<b>17</b>
521	Lumber & other building materials dealers	38	76 372	7 217	1 748	697	21	6
523	Paint, glass, & wallpaper stores	10	4 304	366	116	27	4	—
525	Hardware stores	71	128 581	12 364	1 535	581	41	10
526	Retail nurseries, lawn & garden supply stores	13	3 443	314	85	41	10	1
527	Mobile home dealers	—	—	—	—	—	—	—
<b>53</b>	<b>General merchandise stores</b>	<b>66</b>	<b>341 689</b>	<b>24 457</b>	<b>5 631</b>	<b>2 467</b>	<b>14</b>	<b>3</b>
531	Department stores <sup>1</sup>	6	134 102	11 721	2 630	1 284	—	—
533	Variety stores	24	29 495	2 954	757	310	4	2
539	Miscellaneous general merchandise stores	36	178 092	9 782	2 244	873	10	1
<b>54</b>	<b>Food stores</b>	<b>294</b>	<b>442 237</b>	<b>37 395</b>	<b>8 854</b>	<b>3 874</b>	<b>219</b>	<b>64</b>
541	Grocery stores	175	398 682	31 683	7 539	3 165	130	34
542	Meat & fish (seafood) markets, including freezer provisioners	12	2 748	218	48	28	9	3
543	Fruit & vegetable markets	4	801	86	21	10	4	2
544	Candy, nut, & confectionery stores	4	668	39	12	9	4	1
545	Dairy products stores	10	4 407	396	102	66	6	5
546	Retail bakeries	79	31 208	4 414	1 002	533	62	19
549	Miscellaneous food stores	10	3 723	559	130	63	4	—
<b>55 ex. 554</b>	<b>Automotive dealers, excluding gasoline service stations</b>	<b>178</b>	<b>501 960</b>	<b>24 099</b>	<b>5 827</b>	<b>1 631</b>	<b>77</b>	<b>16</b>
551	Motor vehicle dealers (new & used)	41	385 382	14 342	3 494	881	5	—
552	Motor vehicle dealers (used only)	24	30 525	930	200	78	4	3
553	Auto & home supply stores	106	80 518	8 516	2 055	642	68	13
555	Boat dealers	2	D	D	D	a	D	D
556	Recreational vehicle dealers	3	867	122	32	12	—	—
557	Motorcycle dealers	2	D	D	D	a	D	D
559	Automotive dealers, nec	—	—	—	—	—	—	—
<b>554</b>	<b>Gasoline service stations</b>	<b>166</b>	<b>150 958</b>	<b>6 941</b>	<b>1 631</b>	<b>768</b>	<b>115</b>	<b>43</b>

See footnotes at end of table.



**Table 4. Summary Statistics for Commercial Regions: 1997—Con.**

[Detail may not add to total because of rounding. For meaning of abbreviations and symbols, see introductory text. For explanation of terms, see Appendix A]

SIC code	Geographic area and kind of business	Establishments (number)	Sales (\$1,000)	Annual payroll (\$1,000)	First-quarter payroll (\$1,000)	Paid employees for pay period including Mar. 12 (number)	Proprietors and partners (number)	Unpaid family workers (number)
<b>CAGUAS, PR—Con.</b>								
<b>56</b>	<b>Apparel &amp; accessory stores.....</b>	<b>277</b>	<b>172 479</b>	<b>19 026</b>	<b>4 669</b>	<b>2 427</b>	<b>65</b>	<b>15</b>
561	Men's & boys' clothing & accessory stores .....	62	30 156	3 818	980	438	19	5
562	Women's clothing stores .....	69	46 230	5 285	1 296	797	19	2
563	Women's accessory & specialty stores .....	13	5 398	636	148	78	3	1
564	Children's & infants' wear stores .....	12	3 947	905	200	138	2	—
565	Family clothing stores.....	38	32 888	2 687	642	277	12	3
566	Shoe stores .....	79	51 825	5 529	1 358	672	7	2
569	Miscellaneous apparel & accessory stores.....	4	2 035	166	45	27	3	2
<b>57</b>	<b>Home furniture, furnishings, &amp; equipment stores.....</b>	<b>143</b>	<b>139 244</b>	<b>12 590</b>	<b>2 915</b>	<b>979</b>	<b>43</b>	<b>14</b>
571	Home furniture & furnishings stores .....	82	93 325	8 348	1 942	630	24	11
572	Household appliance stores .....	14	8 802	944	215	91	5	—
573	Radio, television, consumer electronics, & music stores .....	47	37 117	3 298	758	258	14	3
<b>58</b>	<b>Eating &amp; drinking places .....</b>	<b>407</b>	<b>155 578</b>	<b>31 603</b>	<b>7 896</b>	<b>4 195</b>	<b>287</b>	<b>86</b>
581	Eating & drinking places .....	407	155 578	31 603	7 896	4 195	287	86
<b>591</b>	<b>Drug stores &amp; proprietary stores .....</b>	<b>105</b>	<b>118 782</b>	<b>14 659</b>	<b>3 091</b>	<b>1 076</b>	<b>60</b>	<b>20</b>
<b>59 ex 591</b>	<b>Miscellaneous retail .....</b>	<b>229</b>	<b>69 013</b>	<b>7 905</b>	<b>1 886</b>	<b>738</b>	<b>119</b>	<b>24</b>
592	Liquor stores .....	11	7 595	437	113	38	5	1
593	Used merchandise stores .....	5	355	81	19	9	4	—
594	Miscellaneous shopping goods stores .....	117	34 716	3 988	936	382	56	13
596	Nonstore retailers .....	3	1 839	158	30	13	—	—
598	Fuel dealers .....	22	2 386	283	71	36	16	5
599	Retail stores, nec .....	71	22 122	2 958	717	260	38	5
<b>FAJARDO, PR</b>								
	<b>Retail trade .....</b>	<b>496</b>	<b>433 167</b>	<b>43 342</b>	<b>10 055</b>	<b>4 694</b>	<b>291</b>	<b>98</b>
<b>52</b>	<b>Building materials, hardware, garden supply, &amp; mobile home dlr .....</b>	<b>42</b>	<b>22 474</b>	<b>2 206</b>	<b>519</b>	<b>195</b>	<b>29</b>	<b>11</b>
521	Lumber & other building materials dealers .....	8	3 716	306	70	28	8	—
523	Paint, glass, & wallpaper stores .....	6	D	D	D	a	D	D
525	Hardware stores .....	27	16 994	1 730	409	154	18	9
526	Retail nurseries, lawn & garden supply stores.....	1	D	D	D	a	D	D
527	Mobile home dealers .....	—	—	—	—	—	—	—
<b>53</b>	<b>General merchandise stores .....</b>	<b>14</b>	<b>58 933</b>	<b>6 842</b>	<b>1 328</b>	<b>742</b>	<b>3</b>	<b>—</b>
531	Department stores <sup>1</sup> .....	3	D	D	D	f	D	D
533	Variety stores .....	3	D	D	D	b	D	D
539	Miscellaneous general merchandise stores .....	8	D	D	D	b	D	D
<b>54</b>	<b>Food stores .....</b>	<b>79</b>	<b>119 289</b>	<b>7 562</b>	<b>1 790</b>	<b>835</b>	<b>56</b>	<b>19</b>
541	Grocery stores .....	50	113 169	6 692	1 595	732	34	12
542	Meat & fish (seafood) markets, including freezer provisioners .....	4	1 030	81	19	10	4	—
543	Fruit & vegetable markets .....	1	D	D	D	a	D	D
544	Candy, nut, & confectionery stores .....	—	—	—	—	—	—	—
545	Dairy products stores .....	3	D	D	D	a	D	D
546	Retail bakeries .....	19	3 931	629	136	72	17	6
549	Miscellaneous food stores.....	2	D	D	D	a	D	D
<b>55 ex 554</b>	<b>Automotive dealers, excluding gasoline service stations .....</b>	<b>40</b>	<b>42 001</b>	<b>2 906</b>	<b>720</b>	<b>220</b>	<b>14</b>	<b>2</b>
551	Motor vehicle dealers (new & used) .....	7	D	D	D	b	D	D
552	Motor vehicle dealers (used only) .....	1	D	D	D	a	D	D
553	Auto & home supply stores .....	26	15 561	2 237	564	158	12	2
555	Boat dealers .....	5	D	D	D	a	D	D
556	Recreational vehicle dealers .....	1	D	D	D	a	D	D
557	Motorcycle dealers .....	—	—	—	—	—	—	—
559	Automotive dealers, nec .....	—	—	—	—	—	—	—
<b>554</b>	<b>Gasoline service stations .....</b>	<b>40</b>	<b>41 242</b>	<b>1 969</b>	<b>436</b>	<b>167</b>	<b>33</b>	<b>10</b>
<b>56</b>	<b>Apparel &amp; accessory stores.....</b>	<b>54</b>	<b>34 174</b>	<b>3 811</b>	<b>950</b>	<b>428</b>	<b>10</b>	<b>3</b>
561	Men's & boys' clothing & accessory stores .....	14	8 958	1 129	277	97	4	2
562	Women's clothing stores .....	8	D	D	D	b	D	D
563	Women's accessory & specialty stores .....	—	—	—	—	—	—	—
564	Children's & infants' wear stores .....	2	D	D	D	b	D	D
565	Family clothing stores.....	7	5 745	519	130	53	2	—
566	Shoe stores .....	20	11 658	1 405	347	155	2	—
569	Miscellaneous apparel & accessory stores.....	3	D	D	D	b	D	D
<b>57</b>	<b>Home furniture, furnishings, &amp; equipment stores.....</b>	<b>23</b>	<b>18 883</b>	<b>1 435</b>	<b>336</b>	<b>117</b>	<b>12</b>	<b>6</b>
571	Home furniture & furnishings stores .....	14	15 104	1 009	236	81	7	4
572	Household appliance stores .....	2	D	D	D	a	D	D
573	Radio, television, consumer electronics, & music stores .....	7	D	D	D	b	D	D

See footnotes at end of table.

**Table 4. Summary Statistics for Commercial Regions: 1997—Con.**

[Detail may not add to total because of rounding. For meaning of abbreviations and symbols, see introductory text. For explanation of terms, see Appendix A]

SIC code	Geographic area and kind of business	Establishments (number)	Sales (\$1,000)	Annual payroll (\$1,000)	First-quarter payroll (\$1,000)	Paid employees for pay period including Mar. 12 (number)	Proprietors and partners (number)	Unpaid family workers (number)
	<b>FAJARDO, PR—Con.</b>							
<b>58</b>	<b>Eating &amp; drinking places</b> .....	<b>126</b>	<b>53 743</b>	<b>11 597</b>	<b>2 783</b>	<b>1 521</b>	<b>88</b>	<b>34</b>
581	Eating & drinking places .....	126	53 743	11 597	2 783	1 521	88	34
<b>591</b>	<b>Drug stores &amp; proprietary stores</b> .....	<b>26</b>	<b>24 796</b>	<b>2 850</b>	<b>629</b>	<b>248</b>	<b>22</b>	<b>7</b>
<b>59 ex 591</b>	<b>Miscellaneous retail</b> .....	<b>52</b>	<b>17 632</b>	<b>2 164</b>	<b>564</b>	<b>221</b>	<b>24</b>	<b>6</b>
592	Liquor stores .....	4	378	34	8	5	4	—
593	Used merchandise stores .....	—	—	—	—	—	—	—
594	Miscellaneous shopping goods stores .....	27	13 331	1 417	393	156	12	6
596	Nonstore retailers .....	1	D	D	D	a	D	D
598	Fuel dealers .....	6	D	D	D	a	D	D
599	Retail stores, nec .....	14	D	D	D	b	D	D
	<b>GUAYAMA, PR</b>							
	<b>Retail trade</b> .....	<b>395</b>	<b>327 264</b>	<b>35 693</b>	<b>7 749</b>	<b>3 561</b>	<b>240</b>	<b>87</b>
<b>52</b>	<b>Building materials, hardware, garden supply, &amp; mobile home dlr</b> .....	<b>26</b>	<b>16 592</b>	<b>2 039</b>	<b>356</b>	<b>144</b>	<b>18</b>	<b>4</b>
521	Lumber & other building materials dealers .....	4	3 321	845	64	29	3	—
523	Paint, glass, & wallpaper stores .....	2	D	D	D	a	D	D
525	Hardware stores .....	19	12 508	1 124	274	110	13	4
526	Retail nurseries, lawn & garden supply stores .....	1	D	D	D	a	D	D
527	Mobile home dealers .....	—	—	—	—	—	—	—
<b>53</b>	<b>General merchandise stores</b> .....	<b>17</b>	<b>56 790</b>	<b>5 789</b>	<b>1 400</b>	<b>649</b>	<b>5</b>	<b>—</b>
531	Department stores <sup>1</sup> .....	3	46 321	4 686	1 122	531	—	—
533	Variety stores .....	3	D	D	D	b	D	D
539	Miscellaneous general merchandise stores .....	11	D	D	D	b	D	D
<b>54</b>	<b>Food stores</b> .....	<b>61</b>	<b>88 569</b>	<b>6 585</b>	<b>1 559</b>	<b>733</b>	<b>42</b>	<b>18</b>
541	Grocery stores .....	34	81 414	5 706	1 342	614	19	10
542	Meat & fish (seafood) markets, including freezer provisioners .....	3	524	45	12	6	3	—
543	Fruit & vegetable markets .....	1	D	D	D	a	D	D
544	Candy, nut, & confectionery stores .....	—	—	—	—	—	—	—
545	Dairy products stores .....	5	D	D	D	a	D	D
546	Retail bakeries .....	17	5 101	735	182	100	14	7
549	Miscellaneous food stores .....	1	D	D	D	a	D	D
<b>55 ex. 554</b>	<b>Automotive dealers, excluding gasoline service stations</b> .....	<b>27</b>	<b>28 769</b>	<b>1 706</b>	<b>391</b>	<b>141</b>	<b>23</b>	<b>4</b>
551	Motor vehicle dealers (new & used) .....	4	15 698	478	98	31	1	—
552	Motor vehicle dealers (used only) .....	4	4 130	175	44	19	1	—
553	Auto & home supply stores .....	19	8 941	1 053	249	91	21	4
555	Boat dealers .....	—	—	—	—	—	—	—
556	Recreational vehicle dealers .....	—	—	—	—	—	—	—
557	Motorcycle dealers .....	—	—	—	—	—	—	—
559	Automotive dealers, nec .....	—	—	—	—	—	—	—
<b>554</b>	<b>Gasoline service stations</b> .....	<b>43</b>	<b>35 849</b>	<b>1 808</b>	<b>516</b>	<b>158</b>	<b>35</b>	<b>16</b>
<b>56</b>	<b>Apparel &amp; accessory stores</b> .....	<b>52</b>	<b>25 331</b>	<b>2 828</b>	<b>673</b>	<b>356</b>	<b>11</b>	<b>6</b>
561	Men's & boys' clothing & accessory stores .....	14	4 565	687	164	71	4	1
562	Women's clothing stores .....	9	D	D	D	b	D	D
563	Women's accessory & specialty stores .....	1	D	D	D	a	D	D
564	Children's & infants' wear stores .....	1	D	D	D	b	D	D
565	Family clothing stores .....	11	5 453	522	120	56	5	4
566	Shoe stores .....	16	9 457	993	241	133	1	1
569	Miscellaneous apparel & accessory stores .....	—	—	—	—	—	—	—
<b>57</b>	<b>Home furniture, furnishings, &amp; equipment stores</b> .....	<b>25</b>	<b>14 639</b>	<b>1 875</b>	<b>467</b>	<b>162</b>	<b>5</b>	<b>—</b>
571	Home furniture & furnishings stores .....	14	8 615	1 099	270	83	2	—
572	Household appliance stores .....	5	D	D	D	b	D	D
573	Radio, television, consumer electronics, & music stores .....	6	D	D	D	b	D	D
<b>58</b>	<b>Eating &amp; drinking places</b> .....	<b>82</b>	<b>25 144</b>	<b>5 278</b>	<b>1 250</b>	<b>729</b>	<b>61</b>	<b>20</b>
581	Eating & drinking places .....	82	25 144	5 278	1 250	729	61	20
<b>591</b>	<b>Drug stores &amp; proprietary stores</b> .....	<b>23</b>	<b>19 681</b>	<b>5 753</b>	<b>621</b>	<b>302</b>	<b>18</b>	<b>7</b>
<b>59 ex 591</b>	<b>Miscellaneous retail</b> .....	<b>39</b>	<b>15 900</b>	<b>2 032</b>	<b>516</b>	<b>187</b>	<b>22</b>	<b>12</b>
592	Liquor stores .....	1	D	D	D	a	D	D
593	Used merchandise stores .....	—	—	—	—	—	—	—
594	Miscellaneous shopping goods stores .....	19	5 878	820	216	96	11	6
596	Nonstore retailers .....	1	D	D	D	a	D	D
598	Fuel dealers .....	4	6 993	794	185	52	1	—
599	Retail stores, nec .....	14	D	D	D	b	D	D

See footnotes at end of table.

**Table 4. Summary Statistics for Commercial Regions: 1997—Con.**

[Detail may not add to total because of rounding. For meaning of abbreviations and symbols, see introductory text. For explanation of terms, see Appendix A]

SIC code	Geographic area and kind of business	Establishments (number)	Sales (\$1,000)	Annual payroll (\$1,000)	First-quarter payroll (\$1,000)	Paid employees for pay period including Mar. 12 (number)	Proprietors and partners (number)	Unpaid family workers (number)
<b>MAYAGÜEZ, PR</b>								
	<b>Retail trade .....</b>	<b>1 265</b>	<b>1 188 343</b>	<b>112 764</b>	<b>27 733</b>	<b>11 874</b>	<b>861</b>	<b>295</b>
<b>52</b>	<b>Building materials, hardware, garden supply, &amp; mobile home dlr .....</b>	<b>82</b>	<b>71 527</b>	<b>6 206</b>	<b>1 532</b>	<b>620</b>	<b>58</b>	<b>11</b>
521	Lumber & other building materials dealers .....	18	28 978	2 660	688	286	12	4
523	Paint, glass, & wallpaper stores .....	9	3 588	327	81	27	5	1
525	Hardware stores .....	49	38 169	3 122	749	295	36	6
526	Retail nurseries, lawn & garden supply stores .....	6	792	97	14	12	5	—
527	Mobile home dealers .....	—	—	—	—	—	—	—
<b>53</b>	<b>General merchandise stores .....</b>	<b>30</b>	<b>165 039</b>	<b>15 678</b>	<b>3 955</b>	<b>1 721</b>	<b>14</b>	<b>4</b>
531	Department stores <sup>1</sup> .....	5	131 441	12 907	3 312	1 422	—	—
533	Variety stores .....	12	D	D	D	c	D	D
539	Miscellaneous general merchandise stores .....	13	D	D	D	c	D	D
<b>54</b>	<b>Food stores .....</b>	<b>225</b>	<b>295 356</b>	<b>22 297</b>	<b>5 536</b>	<b>2 672</b>	<b>193</b>	<b>73</b>
541	Grocery stores .....	106	259 449	16 637	4 211	1 966	82	29
542	Meat & fish (seafood) markets, including freezer provisioners .....	8	1 033	116	24	15	6	1
543	Fruit & vegetable markets .....	5	1 403	118	26	17	5	—
544	Candy, nut, & confectionery stores .....	6	2 116	96	24	12	5	2
545	Dairy products stores .....	9	2 093	305	72	47	2	—
546	Retail bakeries .....	84	27 020	4 689	1 096	579	90	41
549	Miscellaneous food stores .....	7	2 242	336	83	36	3	—
<b>55 ex. 554</b>	<b>Automotive dealers, excluding gasoline service stations .....</b>	<b>102</b>	<b>205 757</b>	<b>12 194</b>	<b>2 835</b>	<b>798</b>	<b>60</b>	<b>16</b>
551	Motor vehicle dealers (new & used) .....	19	157 020	7 466	1 757	431	3	1
552	Motor vehicle dealers (used only) .....	13	9 925	352	92	42	5	1
553	Auto & home supply stores .....	64	32 784	4 180	948	305	47	13
555	Boat dealers .....	5	D	D	D	a	D	D
556	Recreational vehicle dealers .....	1	D	D	D	a	D	D
557	Motorcycle dealers .....	—	—	—	—	—	—	—
559	Automotive dealers, nec .....	—	—	—	—	—	—	—
<b>554</b>	<b>Gasoline service stations .....</b>	<b>111</b>	<b>89 686</b>	<b>4 535</b>	<b>1 082</b>	<b>528</b>	<b>97</b>	<b>33</b>
<b>56</b>	<b>Apparel &amp; accessory stores .....</b>	<b>144</b>	<b>90 151</b>	<b>11 535</b>	<b>2 903</b>	<b>1 327</b>	<b>43</b>	<b>6</b>
561	Men's & boys' clothing & accessory stores .....	27	19 815	2 831	661	247	5	1
562	Women's clothing stores .....	35	19 151	3 325	806	380	12	—
563	Women's accessory & specialty stores .....	5	D	D	D	b	D	D
564	Children's & infants' wear stores .....	2	D	D	D	a	D	D
565	Family clothing stores .....	28	18 184	1 631	403	196	14	5
566	Shoe stores .....	40	25 648	2 931	741	375	4	—
569	Miscellaneous apparel & accessory stores .....	7	3 636	455	128	81	5	—
<b>57</b>	<b>Home furniture, furnishings, &amp; equipment stores .....</b>	<b>91</b>	<b>76 433</b>	<b>7 913</b>	<b>1 994</b>	<b>653</b>	<b>41</b>	<b>10</b>
571	Home furniture & furnishings stores .....	48	46 660	4 577	1 174	412	25	5
572	Household appliance stores .....	15	7 504	1 407	357	77	10	5
573	Radio, television, consumer electronics, & music stores .....	28	22 269	1 929	463	164	6	—
<b>58</b>	<b>Eating &amp; drinking places .....</b>	<b>266</b>	<b>81 350</b>	<b>17 233</b>	<b>3 942</b>	<b>2 276</b>	<b>213</b>	<b>82</b>
581	Eating & drinking places .....	266	81 350	17 233	3 942	2 276	213	82
<b>591</b>	<b>Drug stores &amp; proprietary stores .....</b>	<b>61</b>	<b>57 013</b>	<b>8 164</b>	<b>2 265</b>	<b>604</b>	<b>37</b>	<b>18</b>
<b>59 ex 591</b>	<b>Miscellaneous retail .....</b>	<b>153</b>	<b>56 031</b>	<b>7 009</b>	<b>1 689</b>	<b>675</b>	<b>105</b>	<b>42</b>
592	Liquor stores .....	8	3 568	209	70	30	7	—
593	Used merchandise stores .....	—	—	—	—	—	—	—
594	Miscellaneous shopping goods stores .....	78	33 416	4 058	973	379	53	30
596	Nonstore retailers .....	3	D	D	D	a	D	D
598	Fuel dealers .....	11	D	D	D	b	D	D
599	Retail stores, nec .....	53	13 971	2 062	485	209	36	10
<b>PONCE, PR</b>								
	<b>Retail trade .....</b>	<b>1 456</b>	<b>1 395 024</b>	<b>133 589</b>	<b>32 042</b>	<b>14 434</b>	<b>917</b>	<b>311</b>
<b>52</b>	<b>Building materials, hardware, garden supply, &amp; mobile home dlr .....</b>	<b>99</b>	<b>88 020</b>	<b>8 646</b>	<b>2 036</b>	<b>798</b>	<b>75</b>	<b>26</b>
521	Lumber & other building materials dealers .....	33	56 051	5 578	1 321	510	18	8
523	Paint, glass, & wallpaper stores .....	10	4 641	429	101	38	5	2
525	Hardware stores .....	51	26 422	2 495	568	236	46	14
526	Retail nurseries, lawn & garden supply stores .....	5	906	144	46	14	6	2
527	Mobile home dealers .....	—	—	—	—	—	—	—
<b>53</b>	<b>General merchandise stores .....</b>	<b>41</b>	<b>172 873</b>	<b>16 979</b>	<b>4 038</b>	<b>1 671</b>	<b>11</b>	<b>1</b>
531	Department stores <sup>1</sup> .....	5	114 407	11 418	2 651	1 117	—	—
533	Variety stores .....	17	D	D	D	c	D	D
539	Miscellaneous general merchandise stores .....	19	D	D	D	e	D	D

See footnotes at end of table.

**Table 4. Summary Statistics for Commercial Regions: 1997—Con.**

[Detail may not add to total because of rounding. For meaning of abbreviations and symbols, see introductory text. For explanation of terms, see Appendix A]

SIC code	Geographic area and kind of business	Establishments (number)	Sales (\$1,000)	Annual payroll (\$1,000)	First-quarter payroll (\$1,000)	Paid employees for pay period including Mar. 12 (number)	Proprietors and partners (number)	Unpaid family workers (number)
	<b>PONCE, PR—Con.</b>							
<b>54</b>	<b>Food stores</b> .....	<b>218</b>	<b>411 670</b>	<b>30 958</b>	<b>7 470</b>	<b>3 802</b>	<b>169</b>	<b>62</b>
541	Grocery stores .....	115	362 649	24 104	5 844	2 925	76	26
542	Meat & fish (seafood) markets, including freezer provisioners .....	7	2 340	175	43	27	5	—
543	Fruit & vegetable markets .....	—	—	—	—	—	—	—
544	Candy, nut, & confectionery stores .....	4	947	80	20	12	5	—
545	Dairy products stores .....	5	1 738	149	42	21	3	—
546	Retail bakeries .....	75	33 771	5 538	1 312	725	69	35
549	Miscellaneous food stores .....	12	10 225	912	209	92	11	1
<b>55 ex. 554</b>	<b>Automotive dealers, excluding gasoline service stations</b> .....	<b>100</b>	<b>137 372</b>	<b>9 183</b>	<b>2 226</b>	<b>690</b>	<b>57</b>	<b>17</b>
551	Motor vehicle dealers (new & used) .....	18	80 327	3 006	760	196	3	—
552	Motor vehicle dealers (used only) .....	9	D	D	D	b	D	D
553	Auto & home supply stores .....	72	50 916	5 916	1 405	470	59	17
555	Boat dealers .....	1	D	D	D	a	D	D
556	Recreational vehicle dealers .....	—	—	—	—	—	—	—
557	Motorcycle dealers .....	—	—	—	—	—	—	—
559	Automotive dealers, nec .....	—	—	—	—	—	—	—
<b>554</b>	<b>Gasoline service stations</b> .....	<b>128</b>	<b>119 329</b>	<b>5 777</b>	<b>1 345</b>	<b>598</b>	<b>102</b>	<b>28</b>
<b>56</b>	<b>Apparel &amp; accessory stores</b> .....	<b>210</b>	<b>128 411</b>	<b>14 397</b>	<b>3 532</b>	<b>1 640</b>	<b>73</b>	<b>23</b>
561	Men's & boys' clothing & accessory stores .....	37	17 581	2 202	504	214	16	4
562	Women's clothing stores .....	49	27 695	3 568	855	430	16	3
563	Women's accessory & specialty stores .....	9	3 225	398	83	44	4	—
564	Children's & infants' wear stores .....	6	2 044	375	82	39	3	—
565	Family clothing stores .....	45	34 068	3 131	773	358	18	12
566	Shoe stores .....	57	40 829	4 384	1 151	502	8	3
569	Miscellaneous apparel & accessory stores .....	7	2 969	339	84	53	8	1
<b>57</b>	<b>Home furniture, furnishings, &amp; equipment stores</b> .....	<b>118</b>	<b>82 597</b>	<b>8 464</b>	<b>2 006</b>	<b>690</b>	<b>60</b>	<b>11</b>
571	Home furniture & furnishings stores .....	64	45 937	4 437	1 087	395	28	5
572	Household appliance stores .....	24	21 354	2 372	546	161	19	1
573	Radio, television, consumer electronics, & music stores .....	30	15 306	1 655	373	134	13	5
<b>58</b>	<b>Eating &amp; drinking places</b> .....	<b>273</b>	<b>103 057</b>	<b>20 569</b>	<b>4 919</b>	<b>2 888</b>	<b>200</b>	<b>82</b>
581	Eating & drinking places .....	273	103 057	20 569	4 919	2 888	200	82
<b>591</b>	<b>Drug stores &amp; proprietary stores</b> .....	<b>78</b>	<b>97 122</b>	<b>11 528</b>	<b>2 679</b>	<b>897</b>	<b>48</b>	<b>18</b>
<b>59 ex 591</b>	<b>Miscellaneous retail</b> .....	<b>191</b>	<b>54 573</b>	<b>7 088</b>	<b>1 791</b>	<b>760</b>	<b>122</b>	<b>43</b>
592	Liquor stores .....	12	4 660	253	48	27	10	4
593	Used merchandise stores .....	3	D	D	D	a	D	D
594	Miscellaneous shopping goods stores .....	109	35 004	4 726	1 249	492	65	19
596	Nonstore retailers .....	4	D	D	D	b	D	D
598	Fuel dealers .....	14	2 816	295	67	41	12	6
599	Retail stores, nec .....	49	10 882	1 586	375	167	31	14
	<b>SAN JUAN, PR</b>							
	<b>Retail trade</b> .....	<b>4 368</b>	<b>6 728 374</b>	<b>664 943</b>	<b>160 193</b>	<b>58 644</b>	<b>1 562</b>	<b>356</b>
<b>52</b>	<b>Building materials, hardware, garden supply, &amp; mobile home dlr</b> .....	<b>251</b>	<b>309 385</b>	<b>32 607</b>	<b>7 690</b>	<b>2 399</b>	<b>81</b>	<b>25</b>
521	Lumber & other building materials dealers .....	46	93 325	10 032	2 240	746	16	3
5211	Lumber & other building materials dealers .....	46	93 325	10 032	2 240	746	16	3
523	Paint, glass, & wallpaper stores .....	34	46 475	3 401	848	251	9	10
5231	Paint, glass, & wallpaper stores .....	34	46 475	3 401	848	251	9	10
525	Hardware stores .....	141	156 231	17 111	4 069	1 226	43	11
5251	Hardware stores .....	141	156 231	17 111	4 069	1 226	43	11
526	Retail nurseries, lawn & garden supply stores .....	29	D	D	D	c	D	D
5261	Retail nurseries, lawn & garden supply stores .....	29	D	D	D	c	D	D
527	Mobile home dealers .....	1	D	D	D	a	D	D
5271	Mobile home dealers .....	1	D	D	D	a	D	D
<b>53</b>	<b>General merchandise stores</b> .....	<b>105</b>	<b>822 250</b>	<b>74 960</b>	<b>18 563</b>	<b>7 087</b>	<b>28</b>	<b>2</b>
531	Department stores <sup>1</sup> .....	14	493 349	47 411	12 000	4 380	—	—
5311	Department stores <sup>1</sup> .....	14	493 349	47 411	12 000	4 380	—	—
533	Variety stores .....	34	93 687	9 246	2 374	1 187	5	1
5331	Variety stores .....	34	93 687	9 246	2 374	1 187	5	1
539	Miscellaneous general merchandise stores .....	57	235 214	18 303	4 189	1 520	23	1
5399	Miscellaneous general merchandise stores .....	57	235 214	18 303	4 189	1 520	23	1

See footnotes at end of table.

**Table 4. Summary Statistics for Commercial Regions: 1997—Con.**

[Detail may not add to total because of rounding. For meaning of abbreviations and symbols, see introductory text. For explanation of terms, see Appendix A]

SIC code	Geographic area and kind of business	Establishments (number)	Sales (\$1,000)	Annual payroll (\$1,000)	First-quarter payroll (\$1,000)	Paid employees for pay period including Mar. 12 (number)	Proprietors and partners (number)	Unpaid family workers (number)
<b>SAN JUAN, PR—Con.</b>								
<b>54</b>	<b>Food stores .....</b>	<b>471</b>	<b>1 130 913</b>	<b>84 426</b>	<b>20 706</b>	<b>8 243</b>	<b>234</b>	<b>66</b>
541	Grocery stores .....	251	1 012 062	67 883	16 847	6 446	136	45
5411 pt.	Grocery stores .....	137	D	D	D	D	D	D
5411 pt.	Supermarkets .....	97	719 051	52 322	12 913	4 866	29	17
5411 pt.	Cash & carry .....	17	D	D	D	e	D	D
542	Meat & fish (seafood) markets, including freezer provisioners .....	20	6 611	588	150	62	15	2
5421	Meat & fish (seafood) markets, including freezer provisioners .....	20	6 611	588	150	62	15	2
543	Fruit & vegetable markets .....	8	4 735	254	67	32	7	—
5431	Fruit & vegetable markets .....	8	4 735	254	67	32	7	—
544	Candy, nut, & confectionery stores .....	15	6 979	820	195	118	8	2
5441	Candy, nut, & confectionery stores .....	15	6 979	820	195	118	8	2
545	Dairy products stores .....	31	19 883	2 108	558	255	7	—
5451	Dairy products stores .....	31	19 883	2 108	558	255	7	—
546	Retail bakeries .....	125	71 688	11 561	2 620	1 188	56	17
5461	Retail bakeries .....	125	71 688	11 561	2 620	1 188	56	17
549	Miscellaneous food stores .....	21	8 955	1 212	269	142	5	—
5499	Miscellaneous food stores .....	21	8 955	1 212	269	142	5	—
<b>55 ex.</b>	<b>Automotive dealers, excluding gasoline service stations .....</b>	<b>347</b>	<b>1 585 628</b>	<b>88 519</b>	<b>21 815</b>	<b>4 982</b>	<b>125</b>	<b>24</b>
<b>554</b>	<b>Motor vehicle dealers (new &amp; used) .....</b>	<b>78</b>	<b>1 211 967</b>	<b>45 511</b>	<b>11 256</b>	<b>2 292</b>	<b>8</b>	<b>—</b>
5511	Motor vehicle dealers (new & used) .....	78	1 211 967	45 511	11 256	2 292	8	—
552	Motor vehicle dealers (used only) .....	32	71 765	3 328	878	309	12	3
5521	Motor vehicle dealers (used only) .....	32	71 765	3 328	878	309	12	3
553	Auto & home supply stores .....	217	282 209	37 531	9 116	2 255	100	21
5531	Auto & home supply stores .....	217	282 209	37 531	9 116	2 255	100	21
555	Boat dealers .....	13	9 807	609	146	56	5	—
5551	Boat dealers .....	13	9 807	609	146	56	5	—
556	Recreational vehicle dealers .....	7	9 880	1 540	419	70	—	—
5561	Recreational vehicle dealers .....	7	9 880	1 540	419	70	—	—
557	Motorcycle dealers .....	—	—	—	—	—	—	—
5571	Motorcycle dealers .....	—	—	—	—	—	—	—
559	Automotive dealers, nec .....	—	—	—	—	—	—	—
5599	Automotive dealers, nec .....	—	—	—	—	—	—	—
<b>554</b>	<b>Gasoline service stations .....</b>	<b>252</b>	<b>352 270</b>	<b>17 969</b>	<b>4 298</b>	<b>1 705</b>	<b>142</b>	<b>41</b>
5541	Gasoline service stations .....	252	352 270	17 969	4 298	1 705	142	41
<b>56</b>	<b>Apparel &amp; accessory stores .....</b>	<b>636</b>	<b>571 940</b>	<b>69 213</b>	<b>16 733</b>	<b>6 913</b>	<b>121</b>	<b>17</b>
561	Men's & boys' clothing & accessory stores .....	112	95 465	12 121	2 884	979	29	9
5611	Men's & boys' clothing & accessory stores .....	112	95 465	12 121	2 884	979	29	9
562	Women's clothing stores .....	181	143 178	21 275	5 076	2 468	38	3
5621	Women's clothing stores .....	181	143 178	21 275	5 076	2 468	38	3
563	Women's accessory & specialty stores .....	41	18 850	2 174	557	233	9	1
5632	Women's accessory & specialty stores .....	41	18 850	2 174	557	233	9	1
564	Children's & infants' wear stores .....	26	7 677	1 115	279	132	6	1
5641	Children's & infants' wear stores .....	26	7 677	1 115	279	132	6	1
565	Family clothing stores .....	78	132 747	12 666	2 988	1 144	18	3
5651	Family clothing stores .....	78	132 747	12 666	2 988	1 144	18	3
566	Shoe stores .....	169	143 723	15 522	3 977	1 512	11	—
5661	Shoe stores .....	169	143 723	15 522	3 977	1 512	11	—
569	Miscellaneous apparel & accessory stores .....	29	30 300	4 340	972	445	10	—
5699	Miscellaneous apparel & accessory stores .....	29	30 300	4 340	972	445	10	—
<b>57</b>	<b>Home furniture, furnishings, &amp; equipment stores .....</b>	<b>370</b>	<b>500 298</b>	<b>47 517</b>	<b>11 302</b>	<b>3 365</b>	<b>67</b>	<b>7</b>
571	Home furniture & furnishings stores .....	206	250 183	22 518	5 241	1 722	39	4
5712	Furniture stores .....	131	144 221	13 835	3 176	1 052	27	1
5713	Floor covering stores .....	17	22 785	2 702	664	173	—	—
5714	Drapery, curtain, & upholstery stores .....	15	7 875	1 300	294	111	3	—
5719	Miscellaneous homefurnishings stores .....	43	75 302	4 681	1 107	386	9	3
572	Household appliance stores .....	41	65 233	5 592	1 348	355	4	1
5722	Household appliance stores .....	41	65 233	5 592	1 348	355	4	1
573	Radio, television, consumer electronics, & music stores .....	123	184 882	19 407	4 713	1 288	24	2
5731	Radio, television, & consumer electronics stores .....	23	29 327	3 287	876	178	6	—
5734	Computer & computer software stores .....	43	74 238	8 087	1 946	462	9	1
5735	Record & prerecorded tape stores .....	18	9 601	741	176	73	7	1
5736	Musical instrument stores .....	39	71 716	7 292	1 715	575	2	—

See footnotes at end of table.

**Table 4. Summary Statistics for Commercial Regions: 1997—Con.**

[Detail may not add to total because of rounding. For meaning of abbreviations and symbols, see introductory text. For explanation of terms, see Appendix A]

SIC code	Geographic area and kind of business	Establishments (number)	Sales (\$1,000)	Annual payroll (\$1,000)	First-quarter payroll (\$1,000)	Paid employees for pay period including Mar. 12 (number)	Proprietors and partners (number)	Unpaid family workers (number)
	<b>SAN JUAN, PR—Con.</b>							
<b>58</b>	<b>Eating &amp; drinking places .....</b>	<b>1 052</b>	<b>692 096</b>	<b>154 796</b>	<b>36 927</b>	<b>16 618</b>	<b>455</b>	<b>112</b>
581	Eating & drinking places .....	1 052	692 096	154 796	36 927	16 618	455	112
5812	Eating places .....	992	668 233	150 525	36 038	16 025	426	111
5812 pt.	Cafeterias .....	229	80 852	17 220	4 155	1 879	159	51
5812 pt.	Restaurants .....	366	283 120	70 102	16 891	6 795	140	25
5812 pt.	Refreshment places .....	97	50 225	10 853	2 465	1 224	55	16
5812 pt.	Fast food .....	284	239 006	49 698	11 848	5 870	65	19
5812 pt.	Other eating places .....	16	15 030	2 652	679	257	7	—
5813	Drinking places (alcoholic beverages) .....	60	23 863	4 271	889	593	29	1
<b>591</b>	<b>Drug stores &amp; proprietary stores .....</b>	<b>188</b>	<b>306 614</b>	<b>32 756</b>	<b>7 401</b>	<b>2 476</b>	<b>65</b>	<b>22</b>
5912	Drug stores and proprietary stores .....	188	306 614	32 756	7 401	2 476	65	22
<b>59 ex 591</b>	<b>Miscellaneous retail .....</b>	<b>696</b>	<b>456 980</b>	<b>62 180</b>	<b>14 758</b>	<b>4 856</b>	<b>244</b>	<b>40</b>
592	Liquor stores .....	24	6 495	512	116	47	13	6
5921	Liquor stores .....	24	6 495	512	116	47	13	6
593	Used merchandise stores .....	5	876	103	21	11	2	—
5932	Used merchandise stores .....	5	876	103	21	11	2	—
594	Miscellaneous shopping goods stores .....	411	272 645	31 324	7 390	2 685	131	17
5941	Sporting goods stores & bicycle shops .....	39	13 607	1 519	384	122	19	3
5942	Book stores .....	39	30 511	3 464	713	260	13	2
5943	Stationery stores .....	44	27 371	3 649	788	302	19	3
5944	Jewelry stores .....	137	83 458	10 494	2 627	963	40	3
5945	Hobby, toy, & game shops .....	16	50 806	3 442	800	280	1	—
5946	Camera & photographic supply stores .....	16	D	D	D	c	D	D
5947	Gift, novelty, & souvenir shops .....	85	37 870	4 809	1 038	454	28	3
5948	Luggage & leather goods stores .....	8	D	D	D	b	D	D
5949	Sewing, needlework, & piece goods stores .....	27	14 574	1 587	374	175	7	2
596	Nonstore retailers .....	16	39 088	7 585	1 699	365	5	—
5961	Catalog & mail-order houses .....	3	D	D	D	a	D	D
5962	Automatic merchandising machine operators .....	6	D	D	D	c	D	D
5963	Direct selling establishments .....	7	22 854	4 930	1 129	244	2	—
598	Fuel dealers .....	13	5 458	1 060	399	94	10	2
5983	Fuel oil dealers .....	—	—	—	—	—	—	—
5984	Liquefied petroleum gas (bottled gas) dealers .....	13	5 458	1 060	399	94	10	2
5989	Fuel dealers, nec. ....	—	—	—	—	—	—	—
599	Retail stores, nec .....	227	132 418	21 596	5 133	1 654	83	15
5992	Florists .....	31	7 981	1 095	243	98	21	3
5993	Tobacco stores & stands .....	6	D	D	D	b	D	D
5994	News dealers & newsstands .....	3	D	D	D	b	D	D
5995	Optical goods stores .....	76	52 521	10 219	2 333	704	15	1
5999	Miscellaneous retail stores, nec .....	111	64 054	8 889	2 212	783	46	11

<sup>1</sup>Includes sales from catalog order desks.

**Table 5. Statistics for Municipios: 1997**

[Detail may not add to total because of rounding. For meaning of abbreviations and symbols, see introductory text. For explanation of terms, see Appendix A]

Geographic area	Establishments (number)	Sales (\$1,000)	Annual payroll (\$1,000)	First-quarter payroll (\$1,000)	Paid employees for pay period including Mar. 12 (number)	Proprietors and partners (number)	Unpaid family workers (number)
<b>Puerto Rico</b> .....	<b>14 582</b>	<b>17 087 950</b>	<b>1 593 219</b>	<b>379 597</b>	<b>153 746</b>	<b>7 957</b>	<b>2 355</b>
Adjuntas .....	69	35 311	2 612	589	301	67	28
Aguada .....	179	99 923	7 806	1 880	948	151	58
Aguadilla .....	294	257 878	23 401	5 800	2 922	197	50
Aguas Buenas .....	52	38 572	3 633	980	342	49	14
Aibonito .....	101	44 898	4 452	1 081	544	79	19
Añasco .....	65	28 418	1 951	465	230	59	24
Arecibo .....	440	436 449	38 557	9 229	3 881	261	78
Arroyo .....	40	19 458	1 478	376	201	34	7
Barceloneta .....	66	39 495	4 094	1 052	472	54	9
Barranquitas .....	102	59 195	4 238	1 059	509	84	19
Bayamón .....	1 064	1 847 026	148 007	34 456	13 496	467	113
Cabo Rojo .....	202	106 252	8 846	2 252	1 201	181	75
Caguas .....	746	1 267 967	101 056	22 310	9 050	307	73
Camuy .....	96	78 428	4 553	1 044	549	88	26
Canóvanas .....	79	84 199	6 565	1 631	732	48	20
Carolina .....	686	1 234 056	123 571	30 065	11 659	231	67
Cataño .....	56	49 804	5 266	1 311	448	34	6
Cayey .....	204	208 744	18 468	4 650	1 978	126	24
Ceiba .....	32	13 656	1 528	370	176	28	10
Ciales .....	46	16 187	1 503	357	174	41	10
Cidra .....	112	83 355	7 234	1 724	810	80	17
Coamo .....	111	56 433	5 455	1 344	602	93	51
Comerio .....	46	17 832	1 599	406	217	41	10
Corozal .....	116	69 183	5 214	1 195	578	86	23
Culebra .....	6	3 132	265	61	34	7	1
Dorado .....	73	63 689	7 013	1 740	708	38	19
Fajardo .....	207	236 936	24 953	5 754	2 688	88	27
Florida .....	23	13 666	1 028	252	115	22	6
Guánica .....	27	15 280	1 753	447	205	21	5
Guayama .....	206	205 065	24 443	5 082	2 352	107	33
Guayanilla .....	48	22 730	2 410	567	325	40	10
Guaynabo .....	419	560 170	54 373	12 700	4 914	158	27
Gurabo .....	65	38 622	3 589	725	355	44	3
Hatillo .....	167	253 253	26 484	6 293	2 739	96	35
Hormigueros .....	38	93 687	3 827	1 045	368	22	12
Humacao .....	303	365 303	35 540	8 712	3 638	129	53
Isabela .....	199	140 182	16 059	3 858	1 803	129	22
Jayuya .....	48	30 733	2 346	519	271	42	23
Juana Díaz .....	112	146 441	12 646	3 181	1 530	69	26
Juncos .....	81	52 939	5 312	1 186	573	61	26
Lajas .....	90	43 987	3 365	811	428	86	30
Lares .....	100	47 762	4 001	984	431	93	18
Las Marías .....	20	4 609	458	97	55	20	9
Las Piedras .....	120	69 273	6 218	1 522	664	73	33
Loíza .....	37	18 796	2 146	520	230	22	5
Luquillo .....	56	32 184	3 491	813	420	41	12
Manatí .....	222	204 601	19 771	4 701	1 922	113	49
Maricao .....	13	2 963	258	66	42	15	1
Maunabo .....	23	9 123	919	225	105	15	10
Mayagüez .....	567	721 797	75 631	18 233	7 390	275	86
Moca .....	106	52 257	4 199	1 073	562	109	51
Morovis .....	74	36 448	2 868	719	337	65	19
Naguabo .....	40	22 138	1 791	399	174	32	20
Naranjito .....	98	90 204	5 261	1 253	577	74	21
Orocovis .....	53	28 076	2 038	498	243	47	21
Patillas .....	51	20 502	2 346	546	223	47	24
Peñuelas .....	42	29 016	2 315	545	266	44	16
Ponce .....	750	887 089	86 636	20 605	8 939	372	88
Quebradillas .....	81	36 263	3 677	903	499	81	24
Rincón .....	46	22 814	2 165	454	291	46	17
Río Grande .....	82	90 603	7 607	1 759	780	45	18
Sabana Grande .....	65	30 677	3 007	1 051	313	59	19
Salinas .....	75	73 116	6 507	1 520	680	37	13
San Germán .....	159	133 139	13 256	3 259	1 556	98	22
San Juan .....	3 055	4 641 622	462 727	111 600	39 614	1 059	215
San Lorenzo .....	84	49 111	4 529	975	542	57	12
San Sebastián .....	190	93 301	7 429	1 753	924	164	59
Santa Isabel .....	37	25 310	2 748	664	280	28	8
Toa Alta .....	82	50 414	3 692	847	400	73	21
Toa Baja .....	211	252 514	22 299	5 187	2 084	129	43
Trujillo Alto .....	129	208 327	17 707	4 197	1 725	66	27
Utua .....	90	59 603	5 276	1 333	536	67	31
Vega Alta .....	122	110 064	9 516	2 325	1 019	64	15
Vega Baja .....	209	207 441	19 103	4 433	1 945	143	50
Vieques .....	36	15 722	1 561	379	192	28	5
Villalba .....	61	25 471	2 173	549	289	48	24
Yabucoa .....	129	85 856	8 905	2 019	1 005	70	28
Yauco .....	151	121 210	12 495	3 032	1 426	93	32

**Table 6. Kind-of-Business Groups for Municipios: 1997**

[Detail may not add to total because of rounding. For meaning of abbreviations and symbols, see introductory text. For explanation of terms, see Appendix A]

SIC code	Kind of business	Establishments (number)	Receipts (\$1,000)	Annual payroll (\$1,000)	First-quarter payroll (\$1,000)	Paid employees for pay period including Mar. 12 (number)	Proprietors and partners (number)	Unpaid family workers (number)
	<b>Puerto Rico</b> .....	<b>14 582</b>	<b>17 087 950</b>	<b>1 593 219</b>	<b>379 597</b>	<b>153 746</b>	<b>7 957</b>	<b>2 355</b>
52	Building materials, hardware, garden supply, & mobile home dlr .....	987	972 940	93 388	20 803	7 499	591	156
53	General merchandise stores .....	389	2 229 949	194 639	46 240	19 282	120	23
54	Food stores .....	2 066	3 620 616	266 834	65 025	29 088	1 490	506
55 ex. 554	Automotive dealers, excluding service stations .....	1 281	3 395 813	182 505	44 033	11 418	648	141
554	Gasoline service stations .....	1 115	1 141 336	54 707	13 003	5 550	835	271
56	Apparel & accessory stores .....	1 972	1 413 591	167 213	40 585	18 208	541	131
57	Home furniture, furnishings, & equipment stores .....	1 096	1 119 401	105 594	25 049	8 089	385	97
58	Eating & drinking places .....	3 021	1 444 593	307 890	74 116	36 996	1 917	614
591	Drug stores & proprietary stores .....	756	896 707	108 444	23 948	7 949	455	155
59 ex. 591	Miscellaneous retail .....	1 899	853 004	112 005	26 795	9 667	975	261
	<b>Adjuntas</b> .....	<b>69</b>	<b>35 311</b>	<b>2 612</b>	<b>589</b>	<b>301</b>	<b>67</b>	<b>28</b>
52	Building materials, hardware, garden supply, & mobile home dlr .....	9	6 554	519	131	59	9	4
53	General merchandise stores .....	1	D	D	D	a	D	D
54	Food stores .....	13	14 376	852	150	81	15	8
55 ex. 554	Automotive dealers, excluding service stations .....	3	1 224	53	13	8	1	2
554	Gasoline service stations .....	6	3 375	105	25	14	6	-
56	Apparel & accessory stores .....	9	2 053	255	63	32	8	8
57	Home furniture, furnishings, & equipment stores .....	5	2 149	177	43	23	3	-
58	Eating & drinking places .....	10	1 637	247	60	32	10	2
591	Drug stores & proprietary stores .....	5	1 445	185	48	24	7	3
59 ex. 591	Miscellaneous retail .....	8	D	D	D	a	D	D
	<b>Aguada</b> .....	<b>179</b>	<b>99 923</b>	<b>7 806</b>	<b>1 880</b>	<b>948</b>	<b>151</b>	<b>58</b>
52	Building materials, hardware, garden supply, & mobile home dlr .....	14	9 931	930	213	94	13	2
53	General merchandise stores .....	4	2 786	278	70	33	2	-
54	Food stores .....	30	28 352	1 897	468	259	29	8
55 ex. 554	Automotive dealers, excluding service stations .....	27	18 454	545	129	64	23	13
554	Gasoline service stations .....	11	10 979	497	140	55	9	2
56	Apparel & accessory stores .....	21	4 870	447	108	69	16	6
57	Home furniture, furnishings, & equipment stores .....	7	4 005	254	58	28	6	1
58	Eating & drinking places .....	34	5 592	1 074	262	173	26	15
591	Drug stores & proprietary stores .....	8	3 633	610	148	68	8	7
59 ex. 591	Miscellaneous retail .....	23	11 321	1 274	284	105	19	4
	<b>Aguadilla</b> .....	<b>294</b>	<b>257 878</b>	<b>23 401</b>	<b>5 800</b>	<b>2 922</b>	<b>197</b>	<b>50</b>
52	Building materials, hardware, garden supply, & mobile home dlr .....	24	16 946	1 109	272	133	19	2
53	General merchandise stores .....	9	38 252	3 222	807	430	3	3
54	Food stores .....	34	67 959	5 459	1 410	798	28	8
55 ex. 554	Automotive dealers, excluding service stations .....	32	34 794	2 139	491	165	20	4
554	Gasoline service stations .....	21	16 778	655	165	78	21	5
56	Apparel & accessory stores .....	39	20 681	2 251	534	314	14	3
57	Home furniture, furnishings, & equipment stores .....	22	16 389	1 534	392	130	10	2
58	Eating & drinking places .....	66	22 607	4 319	1 070	661	49	16
591	Drug stores & proprietary stores .....	17	16 349	1 899	433	133	11	4
59 ex. 591	Miscellaneous retail .....	30	7 123	814	226	80	22	6
	<b>Aguas Buenas</b> .....	<b>52</b>	<b>38 572</b>	<b>3 633</b>	<b>980</b>	<b>342</b>	<b>49</b>	<b>14</b>
52	Building materials, hardware, garden supply, & mobile home dlr .....	5	6 360	397	195	48	4	2
53	General merchandise stores .....	1	D	D	D	a	D	D
54	Food stores .....	13	19 823	2 037	507	143	18	6
55 ex. 554	Automotive dealers, excluding service stations .....	5	2 439	210	46	24	4	-
554	Gasoline service stations .....	5	2 364	105	26	13	5	3
56	Apparel & accessory stores .....	4	1 157	88	21	11	2	1
57	Home furniture, furnishings, & equipment stores .....	3	1 401	278	62	24	-	-
58	Eating & drinking places .....	11	2 746	304	71	56	13	1
591	Drug stores & proprietary stores .....	3	1 940	175	43	16	1	1
59 ex. 591	Miscellaneous retail .....	2	D	D	D	a	D	D
	<b>Aibonito</b> .....	<b>101</b>	<b>44 898</b>	<b>4 452</b>	<b>1 081</b>	<b>544</b>	<b>79</b>	<b>19</b>
52	Building materials, hardware, garden supply, & mobile home dlr .....	10	2 661	250	69	32	8	1
53	General merchandise stores .....	2	D	D	D	b	D	D
54	Food stores .....	16	12 395	1 128	274	138	12	4
55 ex. 554	Automotive dealers, excluding service stations .....	6	3 820	133	32	13	4	1
554	Gasoline service stations .....	9	5 839	292	49	32	7	5
56	Apparel & accessory stores .....	10	2 361	284	82	23	8	-
57	Home furniture, furnishings, & equipment stores .....	8	5 098	456	103	35	3	-
58	Eating & drinking places .....	21	5 718	1 086	260	169	20	4
591	Drug stores & proprietary stores .....	8	3 908	490	123	61	8	1
59 ex. 591	Miscellaneous retail .....	11	D	D	D	b	D	D
	<b>Añasco</b> .....	<b>65</b>	<b>28 418</b>	<b>1 951</b>	<b>465</b>	<b>230</b>	<b>59</b>	<b>24</b>
52	Building materials, hardware, garden supply, & mobile home dlr .....	4	2 226	131	38	13	2	-
53	General merchandise stores .....	-	-	-	-	-	-	-
54	Food stores .....	16	12 353	708	173	82	16	8
55 ex. 554	Automotive dealers, excluding service stations .....	7	1 679	162	40	21	7	2
554	Gasoline service stations .....	8	6 104	211	51	25	8	5
56	Apparel & accessory stores .....	4	927	84	19	9	3	-
57	Home furniture, furnishings, & equipment stores .....	3	958	116	26	11	2	1
58	Eating & drinking places .....	10	1 277	179	41	31	8	2
591	Drug stores & proprietary stores .....	4	1 897	257	54	23	4	2
59 ex. 591	Miscellaneous retail .....	9	997	103	23	15	9	4



**Table 6. Kind-of-Business Groups for Municipios: 1997—Con.**

[Detail may not add to total because of rounding. For meaning of abbreviations and symbols, see introductory text. For explanation of terms, see Appendix A]

SIC code	Kind of business	Establishments (number)	Receipts (\$1,000)	Annual payroll (\$1,000)	First-quarter payroll (\$1,000)	Paid employees for pay period including Mar. 12 (number)	Proprietors and partners (number)	Unpaid family workers (number)
	<b>Arecibo</b> .....	<b>440</b>	<b>436 449</b>	<b>38 557</b>	<b>9 229</b>	<b>3 881</b>	<b>261</b>	<b>78</b>
52	Building materials, hardware, garden supply, & mobile home dlr .....	35	23 813	1 909	471	171	32	11
53	General merchandise stores .....	11	43 611	3 779	968	423	4	1
54	Food stores .....	63	93 928	6 517	1 565	713	46	18
55 ex. 554	Automotive dealers, excluding service stations .....	46	100 952	5 525	1 287	408	19	2
554	Gasoline service stations .....	32	36 120	1 383	336	146	22	7
56	Apparel & accessory stores .....	45	35 887	5 787	1 353	584	5	1
57	Home furniture, furnishings, & equipment stores .....	38	30 147	2 684	629	215	11	3
58	Eating & drinking places .....	76	24 932	4 966	1 156	683	64	26
591	Drug stores & proprietary stores .....	25	26 532	3 277	783	236	14	1
59 ex. 591	Miscellaneous retail .....	69	20 527	2 730	681	302	44	8
	<b>Arroyo</b> .....	<b>40</b>	<b>19 458</b>	<b>1 478</b>	<b>376</b>	<b>201</b>	<b>34</b>	<b>7</b>
52	Building materials, hardware, garden supply, & mobile home dlr .....	3	1 391	88	24	10	3	1
53	General merchandise stores .....	1	D	D	D	a	D	D
54	Food stores .....	7	4 711	336	76	42	4	—
55 ex. 554	Automotive dealers, excluding service stations .....	3	3 544	147	32	16	1	—
554	Gasoline service stations .....	7	D	D	D	b	D	D
56	Apparel & accessory stores .....	—	—	—	—	—	—	—
57	Home furniture, furnishings, & equipment stores .....	1	D	D	D	a	D	D
58	Eating & drinking places .....	11	1 696	280	76	54	9	1
591	Drug stores & proprietary stores .....	4	D	D	D	b	D	D
59 ex. 591	Miscellaneous retail .....	3	D	D	D	a	D	D
	<b>Barceloneta</b> .....	<b>66</b>	<b>39 495</b>	<b>4 094</b>	<b>1 052</b>	<b>472</b>	<b>54</b>	<b>9</b>
52	Building materials, hardware, garden supply, & mobile home dlr .....	5	1 660	150	35	12	6	—
53	General merchandise stores .....	—	—	—	—	—	—	—
54	Food stores .....	12	12 084	906	222	134	11	1
55 ex. 554	Automotive dealers, excluding service stations .....	3	4 003	143	43	14	2	—
554	Gasoline service stations .....	4	4 311	125	25	8	3	—
56	Apparel & accessory stores .....	4	1 189	105	27	11	3	2
57	Home furniture, furnishings, & equipment stores .....	4	341	34	6	4	3	—
58	Eating & drinking places .....	26	11 377	2 149	569	250	22	5
591	Drug stores & proprietary stores .....	5	3 126	373	107	31	3	1
59 ex. 591	Miscellaneous retail .....	3	1 404	109	18	8	1	—
	<b>Barranquitas</b> .....	<b>102</b>	<b>59 195</b>	<b>4 238</b>	<b>1 059</b>	<b>509</b>	<b>84</b>	<b>19</b>
52	Building materials, hardware, garden supply, & mobile home dlr .....	12	2 082	185	51	29	11	4
53	General merchandise stores .....	1	D	D	D	b	D	D
54	Food stores .....	21	18 695	1 361	343	169	21	8
55 ex. 554	Automotive dealers, excluding service stations .....	14	9 734	419	116	34	9	—
554	Gasoline service stations .....	8	9 954	363	87	40	7	1
56	Apparel & accessory stores .....	11	2 875	205	53	29	9	—
57	Home furniture, furnishings, & equipment stores .....	8	6 277	517	121	48	4	2
58	Eating & drinking places .....	10	2 821	480	117	85	9	1
591	Drug stores & proprietary stores .....	5	2 613	366	87	34	2	—
59 ex. 591	Miscellaneous retail .....	12	D	D	D	a	D	D
	<b>Bayamón</b> .....	<b>1 064</b>	<b>1 847 026</b>	<b>148 007</b>	<b>34 456</b>	<b>13 496</b>	<b>467</b>	<b>113</b>
52	Building materials, hardware, garden supply, & mobile home dlr .....	66	83 878	6 842	1 696	584	32	1
53	General merchandise stores .....	31	331 914	24 192	5 022	2 115	6	1
54	Food stores .....	127	293 772	20 452	5 048	2 118	71	15
55 ex. 554	Automotive dealers, excluding service stations .....	110	488 144	20 059	4 719	1 199	47	7
554	Gasoline service stations .....	72	85 780	4 258	986	374	45	16
56	Apparel & accessory stores .....	186	165 667	19 228	4 685	2 009	38	15
57	Home furniture, furnishings, & equipment stores .....	88	123 010	10 026	2 314	749	28	7
58	Eating & drinking places .....	177	109 921	22 583	5 385	2 825	99	26
591	Drug stores & proprietary stores .....	55	98 580	11 330	2 538	720	29	7
59 ex. 591	Miscellaneous retail .....	152	66 360	9 037	2 063	803	72	18
	<b>Cabo Rojo</b> .....	<b>202</b>	<b>106 252</b>	<b>8 846</b>	<b>2 252</b>	<b>1 201</b>	<b>181</b>	<b>75</b>
52	Building materials, hardware, garden supply, & mobile home dlr .....	14	4 787	473	114	55	13	2
53	General merchandise stores .....	3	D	D	D	b	D	D
54	Food stores .....	42	42 547	2 683	782	407	37	11
55 ex. 554	Automotive dealers, excluding service stations .....	15	8 067	476	121	54	12	2
554	Gasoline service stations .....	17	12 802	708	151	84	15	7
56	Apparel & accessory stores .....	15	4 582	605	167	81	10	4
57	Home furniture, furnishings, & equipment stores .....	8	3 207	303	72	36	6	4
58	Eating & drinking places .....	60	11 851	2 117	501	310	58	25
591	Drug stores & proprietary stores .....	10	5 472	581	143	50	8	7
59 ex. 591	Miscellaneous retail .....	18	D	D	D	b	D	D
	<b>Caguas</b> .....	<b>746</b>	<b>1 267 967</b>	<b>101 056</b>	<b>22 310</b>	<b>9 050</b>	<b>307</b>	<b>73</b>
52	Building materials, hardware, garden supply, & mobile home dlr .....	38	131 897	12 740	1 639	643	15	3
53	General merchandise stores .....	22	187 282	11 934	2 441	1 101	1	—
54	Food stores .....	89	178 698	14 109	3 439	1 393	54	14
55 ex. 554	Automotive dealers, excluding service stations .....	75	384 197	17 503	4 248	1 054	23	4
554	Gasoline service stations .....	49	51 405	2 742	636	256	27	6
56	Apparel & accessory stores .....	128	93 977	10 683	2 701	1 477	17	3
57	Home furniture, furnishings, & equipment stores .....	63	76 398	6 864	1 594	553	18	4
58	Eating & drinking places .....	140	66 259	13 029	3 188	1 759	92	28
591	Drug stores & proprietary stores .....	36	52 614	6 633	1 265	397	18	5
59 ex. 591	Miscellaneous retail .....	106	45 240	4 819	1 159	417	42	6

**Table 6. Kind-of-Business Groups for Municipios: 1997—Con.**

[Detail may not add to total because of rounding. For meaning of abbreviations and symbols, see introductory text. For explanation of terms, see Appendix A]

SIC code	Kind of business	Establishments (number)	Receipts (\$1,000)	Annual payroll (\$1,000)	First-quarter payroll (\$1,000)	Paid employees for pay period including Mar. 12 (number)	Proprietors and partners (number)	Unpaid family workers (number)
	<b>Camuy</b> .....	<b>96</b>	<b>78 428</b>	<b>4 553</b>	<b>1 044</b>	<b>549</b>	<b>88</b>	<b>26</b>
52	Building materials, hardware, garden supply, & mobile home dlr .....	8	7 050	477	121	54	7	5
53	General merchandise stores .....	3	D	D	D	a	D	D
54	Food stores .....	17	39 530	1 708	384	215	14	9
55 ex. 554	Automotive dealers, excluding service stations .....	18	10 034	439	119	58	17	3
554	Gasoline service stations .....	13	9 773	391	74	52	13	5
56	Apparel & accessory stores .....	4	D	D	D	a	D	D
57	Home furniture, furnishings, & equipment stores .....	3	1 115	95	25	10	1	—
58	Eating & drinking places .....	17	1 833	300	71	54	19	—
591	Drug stores & proprietary stores .....	9	3 470	437	100	55	9	2
59 ex. 591	Miscellaneous retail .....	4	D	D	D	b	D	D
	<b>Canóvanas</b> .....	<b>79</b>	<b>84 199</b>	<b>6 565</b>	<b>1 631</b>	<b>732</b>	<b>48</b>	<b>20</b>
52	Building materials, hardware, garden supply, & mobile home dlr .....	5	1 952	134	31	16	4	4
53	General merchandise stores .....	—	—	—	—	—	—	—
54	Food stores .....	19	27 185	946	306	134	17	1
55 ex. 554	Automotive dealers, excluding service stations .....	9	24 099	997	242	91	4	—
554	Gasoline service stations .....	4	3 215	169	50	22	3	3
56	Apparel & accessory stores .....	8	1 567	188	46	23	5	1
57	Home furniture, furnishings, & equipment stores .....	2	D	D	D	b	D	D
58	Eating & drinking places .....	13	7 784	1 833	436	272	6	7
591	Drug stores & proprietary stores .....	9	14 426	1 765	382	118	1	—
59 ex. 591	Miscellaneous retail .....	10	D	D	D	a	D	D
	<b>Carolina</b> .....	<b>686</b>	<b>1 234 056</b>	<b>123 571</b>	<b>30 065</b>	<b>11 659</b>	<b>231</b>	<b>67</b>
52	Building materials, hardware, garden supply, & mobile home dlr .....	41	70 266	6 374	1 519	545	13	1
53	General merchandise stores .....	22	354 494	26 917	6 805	2 553	—	—
54	Food stores .....	85	248 660	18 520	4 495	1 957	41	18
55 ex. 554	Automotive dealers, excluding service stations .....	64	82 840	7 383	1 917	538	24	4
554	Gasoline service stations .....	42	55 669	2 405	562	215	24	6
56	Apparel & accessory stores .....	95	92 334	10 213	2 440	1 047	9	2
57	Home furniture, furnishings, & equipment stores .....	46	62 036	6 083	1 440	513	9	—
58	Eating & drinking places .....	157	138 194	31 190	7 443	3 017	65	22
591	Drug stores & proprietary stores .....	30	50 551	5 472	1 230	452	9	7
59 ex. 591	Miscellaneous retail .....	104	79 012	9 014	2 214	822	37	7
	<b>Cataño</b> .....	<b>56</b>	<b>49 804</b>	<b>5 266</b>	<b>1 311</b>	<b>448</b>	<b>34</b>	<b>6</b>
52	Building materials, hardware, garden supply, & mobile home dlr .....	4	D	D	D	b	D	D
53	General merchandise stores .....	—	—	—	—	—	—	—
54	Food stores .....	8	9 016	676	187	81	7	—
55 ex. 554	Automotive dealers, excluding service stations .....	7	5 719	195	44	19	3	2
554	Gasoline service stations .....	6	11 058	531	120	62	4	—
56	Apparel & accessory stores .....	4	1 688	179	100	20	3	—
57	Home furniture, furnishings, & equipment stores .....	3	D	D	D	b	D	D
58	Eating & drinking places .....	15	4 202	757	183	93	12	2
591	Drug stores & proprietary stores .....	5	5 941	947	279	59	1	—
59 ex. 591	Miscellaneous retail .....	4	6 101	907	196	54	—	—
	<b>Cayey</b> .....	<b>204</b>	<b>208 744</b>	<b>18 468</b>	<b>4 650</b>	<b>1 978</b>	<b>126</b>	<b>24</b>
52	Building materials, hardware, garden supply, & mobile home dlr .....	11	11 136	1 034	216	105	7	1
53	General merchandise stores .....	8	26 505	2 292	648	340	1	—
54	Food stores .....	24	61 584	4 247	1 031	446	15	—
55 ex. 554	Automotive dealers, excluding service stations .....	14	27 239	1 932	481	146	7	—
554	Gasoline service stations .....	18	17 978	560	128	69	16	8
56	Apparel & accessory stores .....	30	17 391	1 810	396	197	10	2
57	Home furniture, furnishings, & equipment stores .....	10	8 446	668	154	39	4	2
58	Eating & drinking places .....	51	16 538	3 339	1 002	420	39	11
591	Drug stores & proprietary stores .....	11	16 118	1 959	437	148	5	—
59 ex. 591	Miscellaneous retail .....	27	5 809	627	157	68	22	—
	<b>Ceiba</b> .....	<b>32</b>	<b>13 656</b>	<b>1 528</b>	<b>370</b>	<b>176</b>	<b>28</b>	<b>10</b>
52	Building materials, hardware, garden supply, & mobile home dlr .....	4	888	111	30	12	3	1
53	General merchandise stores .....	—	—	—	—	—	—	—
54	Food stores .....	6	1 322	79	20	9	6	2
55 ex. 554	Automotive dealers, excluding service stations .....	1	D	D	D	a	D	D
554	Gasoline service stations .....	3	3 386	113	23	9	2	1
56	Apparel & accessory stores .....	1	D	D	D	a	D	D
57	Home furniture, furnishings, & equipment stores .....	1	D	D	D	a	D	D
58	Eating & drinking places .....	13	5 511	1 074	263	129	9	4
591	Drug stores & proprietary stores .....	2	D	D	D	a	D	D
59 ex. 591	Miscellaneous retail .....	1	D	D	D	a	D	D
	<b>Ciales</b> .....	<b>46</b>	<b>16 187</b>	<b>1 503</b>	<b>357</b>	<b>174</b>	<b>41</b>	<b>10</b>
52	Building materials, hardware, garden supply, & mobile home dlr .....	4	2 198	247	60	22	3	1
53	General merchandise stores .....	1	D	D	D	a	D	D
54	Food stores .....	10	5 477	563	131	69	9	2
55 ex. 554	Automotive dealers, excluding service stations .....	2	D	D	D	a	D	D
554	Gasoline service stations .....	6	2 606	111	21	10	6	2
56	Apparel & accessory stores .....	8	1 410	133	31	17	7	1
57	Home furniture, furnishings, & equipment stores .....	3	954	91	23	11	1	—
58	Eating & drinking places .....	5	D	D	D	a	D	D
591	Drug stores & proprietary stores .....	3	1 463	124	30	12	5	2
59 ex. 591	Miscellaneous retail .....	4	D	D	D	a	D	D

**Table 6. Kind-of-Business Groups for Municipios: 1997—Con.**

[Detail may not add to total because of rounding. For meaning of abbreviations and symbols, see introductory text. For explanation of terms, see Appendix A]

SIC code	Kind of business	Establishments (number)	Receipts (\$1,000)	Annual payroll (\$1,000)	First-quarter payroll (\$1,000)	Paid employees for pay period including Mar. 12 (number)	Proprietors and partners (number)	Unpaid family workers (number)
	<b>Cidra</b> .....	<b>112</b>	<b>83 355</b>	<b>7 234</b>	<b>1 724</b>	<b>810</b>	<b>80</b>	<b>17</b>
52	Building materials, hardware, garden supply, & mobile home dlr .....	10	9 961	986	219	104	5	—
53	General merchandise stores .....	1	D	D	D	a	D	D
54	Food stores .....	20	9 000	974	238	144	18	6
55 ex. 554	Automotive dealers, excluding service stations .....	8	28 272	746	181	79	6	—
554	Gasoline service stations .....	12	10 042	368	88	41	11	3
56	Apparel & accessory stores .....	10	2 944	330	73	37	5	3
57	Home furniture, furnishings, & equipment stores .....	7	5 877	590	128	44	3	—
58	Eating & drinking places .....	27	9 671	2 333	578	265	21	3
591	Drug stores & proprietary stores .....	6	3 165	506	125	60	4	—
59 ex. 591	Miscellaneous retail .....	11	D	D	D	a	D	D
	<b>Coamo</b> .....	<b>111</b>	<b>56 433</b>	<b>5 455</b>	<b>1 344</b>	<b>602</b>	<b>93</b>	<b>51</b>
52	Building materials, hardware, garden supply, & mobile home dlr .....	10	2 973	310	65	36	8	2
53	General merchandise stores .....	4	8 559	1 045	281	90	1	—
54	Food stores .....	19	15 150	1 331	338	149	15	12
55 ex. 554	Automotive dealers, excluding service stations .....	9	3 308	131	31	16	8	2
554	Gasoline service stations .....	11	8 452	400	95	39	13	6
56	Apparel & accessory stores .....	16	4 482	424	101	61	9	5
57	Home furniture, furnishings, & equipment stores .....	7	1 609	164	40	17	5	2
58	Eating & drinking places .....	20	3 090	567	136	87	24	15
591	Drug stores & proprietary stores .....	6	6 360	865	207	72	—	—
59 ex. 591	Miscellaneous retail .....	9	2 450	218	50	35	10	7
	<b>Comerio</b> .....	<b>46</b>	<b>17 832</b>	<b>1 599</b>	<b>406</b>	<b>217</b>	<b>41</b>	<b>10</b>
52	Building materials, hardware, garden supply, & mobile home dlr .....	3	1 791	72	25	10	3	—
53	General merchandise stores .....	2	D	D	D	a	D	D
54	Food stores .....	13	6 383	504	130	96	16	2
55 ex. 554	Automotive dealers, excluding service stations .....	1	D	D	D	a	D	D
554	Gasoline service stations .....	3	1 238	138	33	14	3	1
56	Apparel & accessory stores .....	6	1 625	153	37	20	4	3
57	Home furniture, furnishings, & equipment stores .....	4	1 987	155	37	15	3	—
58	Eating & drinking places .....	8	706	187	45	25	6	3
591	Drug stores & proprietary stores .....	2	D	D	D	a	D	D
59 ex. 591	Miscellaneous retail .....	4	D	D	D	a	D	D
	<b>Corozal</b> .....	<b>116</b>	<b>69 183</b>	<b>5 214</b>	<b>1 195</b>	<b>578</b>	<b>86</b>	<b>23</b>
52	Building materials, hardware, garden supply, & mobile home dlr .....	11	4 153	391	100	35	6	4
53	General merchandise stores .....	4	3 117	351	109	32	3	—
54	Food stores .....	28	21 734	1 014	243	118	24	12
55 ex. 554	Automotive dealers, excluding service stations .....	9	10 849	547	131	50	6	1
554	Gasoline service stations .....	13	10 389	582	89	60	11	—
56	Apparel & accessory stores .....	15	5 112	621	152	80	8	3
57	Home furniture, furnishings, & equipment stores .....	2	D	D	D	a	D	D
58	Eating & drinking places .....	18	3 407	667	168	97	15	2
591	Drug stores & proprietary stores .....	9	4 441	566	92	74	9	1
59 ex. 591	Miscellaneous retail .....	7	D	D	D	a	D	D
	<b>Culebra</b> .....	<b>6</b>	<b>3 132</b>	<b>265</b>	<b>61</b>	<b>34</b>	<b>7</b>	<b>1</b>
52	Building materials, hardware, garden supply, & mobile home dlr .....	1	D	D	D	a	D	D
53	General merchandise stores .....	—	—	—	—	—	—	—
54	Food stores .....	2	D	D	D	a	D	D
55 ex. 554	Automotive dealers, excluding service stations .....	—	—	—	—	—	—	—
554	Gasoline service stations .....	2	D	D	D	a	D	D
56	Apparel & accessory stores .....	—	—	—	—	—	—	—
57	Home furniture, furnishings, & equipment stores .....	—	—	—	—	—	—	—
58	Eating & drinking places .....	1	D	D	D	b	D	D
591	Drug stores & proprietary stores .....	—	—	—	—	—	—	—
59 ex. 591	Miscellaneous retail .....	—	—	—	—	—	—	—
	<b>Dorado</b> .....	<b>73</b>	<b>63 689</b>	<b>7 013</b>	<b>1 740</b>	<b>708</b>	<b>38</b>	<b>19</b>
52	Building materials, hardware, garden supply, & mobile home dlr .....	7	4 049	588	130	40	1	—
53	General merchandise stores .....	1	D	D	D	b	D	D
54	Food stores .....	11	18 780	1 159	294	147	8	4
55 ex. 554	Automotive dealers, excluding service stations .....	7	D	D	D	a	D	D
554	Gasoline service stations .....	7	7 017	293	65	25	6	6
56	Apparel & accessory stores .....	5	3 002	279	69	39	—	—
57	Home furniture, furnishings, & equipment stores .....	4	1 909	225	58	20	—	—
58	Eating & drinking places .....	20	12 624	2 670	787	300	13	5
591	Drug stores & proprietary stores .....	4	6 735	841	115	58	3	2
59 ex. 591	Miscellaneous retail .....	7	3 592	370	90	31	2	—
	<b>Fajardo</b> .....	<b>207</b>	<b>236 936</b>	<b>24 953</b>	<b>5 754</b>	<b>2 688</b>	<b>88</b>	<b>27</b>
52	Building materials, hardware, garden supply, & mobile home dlr .....	9	11 587	1 191	285	93	7	2
53	General merchandise stores .....	8	52 185	6 027	1 134	673	1	—
54	Food stores .....	27	58 686	3 131	755	341	18	6
55 ex. 554	Automotive dealers, excluding service stations .....	13	12 628	1 082	251	74	3	1
554	Gasoline service stations .....	11	10 910	512	134	47	9	3
56	Apparel & accessory stores .....	42	26 490	3 058	769	351	4	—
57	Home furniture, furnishings, & equipment stores .....	11	11 251	985	227	78	4	2
58	Eating & drinking places .....	43	25 737	5 709	1 426	769	24	9
591	Drug stores & proprietary stores .....	10	14 946	1 705	369	110	7	2
59 ex. 591	Miscellaneous retail .....	33	12 516	1 553	404	152	11	2

**Table 6. Kind-of-Business Groups for Municipios: 1997—Con.**

[Detail may not add to total because of rounding. For meaning of abbreviations and symbols, see introductory text. For explanation of terms, see Appendix A]

SIC code	Kind of business	Establishments (number)	Receipts (\$1,000)	Annual payroll (\$1,000)	First-quarter payroll (\$1,000)	Paid employees for pay period including Mar. 12 (number)	Proprietors and partners (number)	Unpaid family workers (number)
<b>Florida</b> .....		<b>23</b>	<b>13 666</b>	<b>1 028</b>	<b>252</b>	<b>115</b>	<b>22</b>	<b>6</b>
52	Building materials, hardware, garden supply, & mobile home dlr .....	3	2 755	233	48	15	2	—
53	General merchandise stores .....	7	—	—	—	—	—	—
54	Food stores .....	7	8 614	515	139	69	5	1
55 ex. 554	Automotive dealers, excluding service stations .....	2	D	D	D	a	D	D
554	Gasoline service stations .....	—	—	—	—	—	—	—
56	Apparel & accessory stores .....	1	D	D	D	a	D	D
57	Home furniture, furnishings, & equipment stores .....	3	820	177	42	16	2	—
58	Eating & drinking places .....	2	D	D	D	a	D	D
591	Drug stores & proprietary stores .....	4	684	48	10	7	8	3
59 ex. 591	Miscellaneous retail .....	1	D	D	D	a	D	D
<b>Guánica</b> .....		<b>27</b>	<b>15 280</b>	<b>1 753</b>	<b>447</b>	<b>205</b>	<b>21</b>	<b>5</b>
52	Building materials, hardware, garden supply, & mobile home dlr .....	—	—	—	—	—	—	—
53	General merchandise stores .....	1	D	D	D	a	D	D
54	Food stores .....	7	7 942	790	191	93	4	—
55 ex. 554	Automotive dealers, excluding service stations .....	1	D	D	D	a	D	D
554	Gasoline service stations .....	2	D	D	D	a	D	D
56	Apparel & accessory stores .....	3	1 039	111	27	9	2	1
57	Home furniture, furnishings, & equipment stores .....	1	D	D	D	a	D	D
58	Eating & drinking places .....	10	2 412	642	179	80	10	2
591	Drug stores & proprietary stores .....	1	D	D	D	a	D	D
59 ex. 591	Miscellaneous retail .....	1	D	D	D	a	D	D
<b>Guayama</b> .....		<b>206</b>	<b>205 065</b>	<b>24 443</b>	<b>5 082</b>	<b>2 352</b>	<b>107</b>	<b>33</b>
52	Building materials, hardware, garden supply, & mobile home dlr .....	10	9 688	817	195	66	4	—
53	General merchandise stores .....	9	55 004	5 618	1 358	625	—	—
54	Food stores .....	22	45 926	3 515	800	391	14	4
55 ex. 554	Automotive dealers, excluding service stations .....	12	17 683	1 309	297	84	11	2
554	Gasoline service stations .....	16	9 809	510	105	50	14	7
56	Apparel & accessory stores .....	42	21 504	2 469	588	316	5	1
57	Home furniture, furnishings, & equipment stores .....	16	9 846	1 188	308	100	5	—
58	Eating & drinking places .....	42	15 555	3 248	770	425	29	6
591	Drug stores & proprietary stores .....	11	12 049	4 672	376	179	10	5
59 ex. 591	Miscellaneous retail .....	26	8 001	1 097	285	116	15	8
<b>Guayanilla</b> .....		<b>48</b>	<b>22 730</b>	<b>2 410</b>	<b>567</b>	<b>325</b>	<b>40</b>	<b>10</b>
52	Building materials, hardware, garden supply, & mobile home dlr .....	6	2 255	193	35	17	6	2
53	General merchandise stores .....	—	—	—	—	—	—	—
54	Food stores .....	12	8 242	862	203	127	9	5
55 ex. 554	Automotive dealers, excluding service stations .....	2	D	D	D	a	D	D
554	Gasoline service stations .....	5	4 893	267	62	25	5	—
56	Apparel & accessory stores .....	1	D	D	D	a	D	D
57	Home furniture, furnishings, & equipment stores .....	3	1 490	153	39	16	1	—
58	Eating & drinking places .....	10	2 986	592	144	102	9	—
591	Drug stores & proprietary stores .....	4	1 616	167	44	17	3	1
59 ex. 591	Miscellaneous retail .....	5	984	150	34	16	5	2
<b>Guaynabo</b> .....		<b>419</b>	<b>560 170</b>	<b>54 373</b>	<b>12 700</b>	<b>4 914</b>	<b>158</b>	<b>27</b>
52	Building materials, hardware, garden supply, & mobile home dlr .....	29	57 157	3 639	869	273	11	5
53	General merchandise stores .....	9	D	D	D	c	D	D
54	Food stores .....	60	178 548	11 875	2 874	1 098	35	5
55 ex. 554	Automotive dealers, excluding service stations .....	33	74 703	6 147	1 405	395	19	2
554	Gasoline service stations .....	27	35 325	1 793	410	175	13	9
56	Apparel & accessory stores .....	78	44 523	5 359	1 286	555	12	—
57	Home furniture, furnishings, & equipment stores .....	32	D	D	D	c	D	D
58	Eating & drinking places .....	85	56 059	12 397	2 881	1 459	32	3
591	Drug stores & proprietary stores .....	17	29 463	3 071	716	226	12	—
59 ex. 591	Miscellaneous retail .....	49	35 760	4 752	1 112	370	14	2
<b>Gurabo</b> .....		<b>65</b>	<b>38 622</b>	<b>3 589</b>	<b>725</b>	<b>355</b>	<b>44</b>	<b>3</b>
52	Building materials, hardware, garden supply, & mobile home dlr .....	8	8 778	597	124	42	5	—
53	General merchandise stores .....	2	D	D	D	a	D	D
54	Food stores .....	13	10 699	855	213	97	11	1
55 ex. 554	Automotive dealers, excluding service stations .....	4	1 316	137	32	13	5	—
554	Gasoline service stations .....	6	7 388	303	67	32	2	—
56	Apparel & accessory stores .....	3	632	66	13	7	3	1
57	Home furniture, furnishings, & equipment stores .....	4	2 385	220	47	17	—	—
58	Eating & drinking places .....	16	3 821	962	134	97	10	—
591	Drug stores & proprietary stores .....	5	2 082	275	63	25	3	—
59 ex. 591	Miscellaneous retail .....	4	D	D	D	a	D	D
<b>Hatillo</b> .....		<b>167</b>	<b>253 253</b>	<b>26 484</b>	<b>6 293</b>	<b>2 739</b>	<b>96</b>	<b>35</b>
52	Building materials, hardware, garden supply, & mobile home dlr .....	11	8 742	845	209	94	8	7
53	General merchandise stores .....	4	81 409	8 038	1 951	847	—	—
54	Food stores .....	25	34 488	2 438	610	263	25	4
55 ex. 554	Automotive dealers, excluding service stations .....	12	22 214	3 399	757	169	8	2
554	Gasoline service stations .....	16	15 932	551	128	67	18	3
56	Apparel & accessory stores .....	37	49 116	4 965	1 096	540	8	3
57	Home furniture, furnishings, & equipment stores .....	8	7 168	798	243	89	2	—
58	Eating & drinking places .....	23	13 435	3 102	762	438	13	11
591	Drug stores & proprietary stores .....	6	2 334	352	89	36	6	—
59 ex. 591	Miscellaneous retail .....	25	18 415	1 996	448	196	8	5

**Table 6. Kind-of-Business Groups for Municipios: 1997—Con.**

[Detail may not add to total because of rounding. For meaning of abbreviations and symbols, see introductory text. For explanation of terms, see Appendix A]

SIC code	Kind of business	Establishments (number)	Receipts (\$1,000)	Annual payroll (\$1,000)	First-quarter payroll (\$1,000)	Paid employees for pay period including Mar. 12 (number)	Proprietors and partners (number)	Unpaid family workers (number)
	<b>Hormigueros</b>	<b>38</b>	<b>93 687</b>	<b>3 827</b>	<b>1 045</b>	<b>368</b>	<b>22</b>	<b>12</b>
52	Building materials, hardware, garden supply, & mobile home dlr	4	3 171	212	60	26	2	—
53	General merchandise stores	—	—	—	—	—	—	—
54	Food stores	9	17 760	1 110	260	113	6	4
55 ex. 554	Automotive dealers, excluding service stations	10	64 993	2 140	632	180	3	3
554	Gasoline service stations	6	5 815	167	42	23	4	2
56	Apparel & accessory stores	2	D	D	D	a	D	D
57	Home furniture, furnishings, & equipment stores	3	D	D	D	a	D	D
58	Eating & drinking places	3	322	23	6	5	3	3
591	Drug stores & proprietary stores	1	D	D	D	a	D	D
59 ex. 591	Miscellaneous retail	—	—	—	—	—	—	—
	<b>Humacao</b>	<b>303</b>	<b>365 303</b>	<b>35 540</b>	<b>8 712</b>	<b>3 638</b>	<b>129</b>	<b>53</b>
52	Building materials, hardware, garden supply, & mobile home dlr	13	15 981	1 541	392	117	11	3
53	General merchandise stores	13	108 148	8 160	2 011	827	2	—
54	Food stores	33	67 909	6 067	1 470	600	21	8
55 ex. 554	Automotive dealers, excluding service stations	29	33 258	2 236	521	172	13	7
554	Gasoline service stations	19	15 090	734	177	88	15	6
56	Apparel & accessory stores	57	35 755	3 977	960	471	8	2
57	Home furniture, furnishings, & equipment stores	20	23 749	1 934	448	123	5	—
58	Eating & drinking places	70	33 948	6 945	1 858	926	38	16
591	Drug stores & proprietary stores	12	20 945	2 586	550	182	3	3
59 ex. 591	Miscellaneous retail	37	10 520	1 360	325	132	13	6
	<b>Isabela</b>	<b>199</b>	<b>140 182</b>	<b>16 059</b>	<b>3 858</b>	<b>1 803</b>	<b>129</b>	<b>22</b>
52	Building materials, hardware, garden supply, & mobile home dlr	19	7 285	711	200	72	12	1
53	General merchandise stores	4	D	D	D	e	D	D
54	Food stores	31	39 793	3 402	899	451	28	10
55 ex. 554	Automotive dealers, excluding service stations	25	17 468	1 354	222	90	15	2
554	Gasoline service stations	11	6 018	343	82	38	10	1
56	Apparel & accessory stores	32	11 691	1 370	341	184	10	—
57	Home furniture, furnishings, & equipment stores	9	3 712	406	88	33	4	—
58	Eating & drinking places	35	17 070	4 187	1 067	528	24	3
591	Drug stores & proprietary stores	9	6 647	745	170	65	9	2
59 ex. 591	Miscellaneous retail	24	D	D	D	b	D	D
	<b>Jayuya</b>	<b>48</b>	<b>30 733</b>	<b>2 346</b>	<b>519</b>	<b>271</b>	<b>42</b>	<b>23</b>
52	Building materials, hardware, garden supply, & mobile home dlr	5	1 435	133	31	17	4	4
53	General merchandise stores	—	—	—	—	—	—	—
54	Food stores	10	18 932	1 223	302	153	8	4
55 ex. 554	Automotive dealers, excluding service stations	3	641	42	11	6	4	2
554	Gasoline service stations	5	D	D	D	a	D	D
56	Apparel & accessory stores	6	2 000	195	45	26	5	—
57	Home furniture, furnishings, & equipment stores	5	1 110	203	26	14	3	—
58	Eating & drinking places	9	1 429	225	45	29	10	5
591	Drug stores & proprietary stores	2	D	D	D	a	D	D
59 ex. 591	Miscellaneous retail	3	254	42	4	4	3	3
	<b>Juana Díaz</b>	<b>112</b>	<b>146 441</b>	<b>12 646</b>	<b>3 181</b>	<b>1 530</b>	<b>69</b>	<b>26</b>
52	Building materials, hardware, garden supply, & mobile home dlr	6	3 868	302	79	31	3	—
53	General merchandise stores	7	28 111	2 263	630	353	—	—
54	Food stores	17	62 139	4 221	1 088	546	15	4
55 ex. 554	Automotive dealers, excluding service stations	3	1 558	221	53	18	1	1
554	Gasoline service stations	10	11 390	642	138	59	7	—
56	Apparel & accessory stores	20	12 854	1 273	303	155	7	1
57	Home furniture, furnishings, & equipment stores	13	6 983	722	169	62	7	1
58	Eating & drinking places	18	6 068	1 452	353	187	17	12
591	Drug stores & proprietary stores	6	9 820	971	225	59	5	5
59 ex. 591	Miscellaneous retail	12	3 650	579	143	60	7	2
	<b>Juncos</b>	<b>81</b>	<b>52 939</b>	<b>5 312</b>	<b>1 186</b>	<b>573</b>	<b>61</b>	<b>26</b>
52	Building materials, hardware, garden supply, & mobile home dlr	9	8 778	952	212	74	5	—
53	General merchandise stores	6	1 211	150	37	21	8	2
54	Food stores	17	21 687	1 984	435	221	15	6
55 ex. 554	Automotive dealers, excluding service stations	4	1 978	82	20	7	1	—
554	Gasoline service stations	12	7 898	386	93	47	13	10
56	Apparel & accessory stores	7	2 274	250	60	28	2	1
57	Home furniture, furnishings, & equipment stores	6	2 117	182	44	18	5	1
58	Eating & drinking places	11	3 897	960	201	124	5	2
591	Drug stores & proprietary stores	4	2 106	225	60	19	5	4
59 ex. 591	Miscellaneous retail	5	993	141	24	14	2	—
	<b>Lajas</b>	<b>90</b>	<b>43 987</b>	<b>3 365</b>	<b>811</b>	<b>428</b>	<b>86</b>	<b>30</b>
52	Building materials, hardware, garden supply, & mobile home dlr	4	9 263	717	169	72	3	—
53	General merchandise stores	3	D	D	D	a	D	D
54	Food stores	25	15 537	974	232	118	25	6
55 ex. 554	Automotive dealers, excluding service stations	9	3 831	199	44	23	6	3
554	Gasoline service stations	14	7 000	455	128	63	16	3
56	Apparel & accessory stores	5	D	D	D	a	D	D
57	Home furniture, furnishings, & equipment stores	3	955	79	22	13	3	—
58	Eating & drinking places	18	2 598	464	109	83	19	12
591	Drug stores & proprietary stores	4	2 118	229	55	23	2	2
59 ex. 591	Miscellaneous retail	5	D	D	D	a	D	D

**Table 6. Kind-of-Business Groups for Municipios: 1997—Con.**

[Detail may not add to total because of rounding. For meaning of abbreviations and symbols, see introductory text. For explanation of terms, see Appendix A]

SIC code	Kind of business	Establishments (number)	Receipts (\$1,000)	Annual payroll (\$1,000)	First-quarter payroll (\$1,000)	Paid employees for pay period including Mar. 12 (number)	Proprietors and partners (number)	Unpaid family workers (number)
	<b>Lares</b> .....	<b>100</b>	<b>47 762</b>	<b>4 001</b>	<b>984</b>	<b>431</b>	<b>93</b>	<b>18</b>
52	Building materials, hardware, garden supply, & mobile home dlr .....	12	4 392	356	87	34	10	1
53	General merchandise stores .....	1	D	D	D	a	D	D
54	Food stores .....	15	17 707	1 209	250	134	107	3
55 ex. 554	Automotive dealers, excluding service stations .....	10	1 710	159	36	15	11	3
554	Gasoline service stations .....	15	9 290	471	123	59	13	2
56	Apparel & accessory stores .....	12	2 555	265	63	38	9	—
57	Home furniture, furnishings, & equipment stores .....	6	1 988	261	63	25	8	1
58	Eating & drinking places .....	15	1 937	413	110	62	14	3
591	Drug stores & proprietary stores .....	8	4 428	510	177	36	10	3
59 ex. 591	Miscellaneous retail .....	6	D	D	D	a	D	D
	<b>Las Marías</b> .....	<b>20</b>	<b>4 609</b>	<b>458</b>	<b>97</b>	<b>55</b>	<b>20</b>	<b>9</b>
52	Building materials, hardware, garden supply, & mobile home dlr .....	3	D	D	D	a	D	D
53	General merchandise stores .....	—	—	—	—	—	—	—
54	Food stores .....	7	1 290	202	49	25	7	4
55 ex. 554	Automotive dealers, excluding service stations .....	2	D	D	D	a	D	D
554	Gasoline service stations .....	2	D	D	D	a	D	D
56	Apparel & accessory stores .....	—	—	—	—	—	—	—
57	Home furniture, furnishings, & equipment stores .....	1	D	D	D	a	D	D
58	Eating & drinking places .....	4	D	D	D	a	D	D
591	Drug stores & proprietary stores .....	—	—	—	—	—	—	—
59 ex. 591	Miscellaneous retail .....	1	D	D	D	a	D	D
	<b>Las Piedras</b> .....	<b>120</b>	<b>69 273</b>	<b>6 218</b>	<b>1 522</b>	<b>664</b>	<b>73</b>	<b>33</b>
52	Building materials, hardware, garden supply, & mobile home dlr .....	9	5 416	478	119	46	6	4
53	General merchandise stores .....	5	6 279	727	185	56	—	—
54	Food stores .....	24	16 070	1 523	423	190	18	6
55 ex. 554	Automotive dealers, excluding service stations .....	20	14 534	841	204	91	6	3
554	Gasoline service stations .....	11	11 981	581	134	52	6	2
56	Apparel & accessory stores .....	6	1 837	206	53	20	2	1
57	Home furniture, furnishings, & equipment stores .....	3	2 742	247	54	20	—	—
58	Eating & drinking places .....	25	5 685	1 136	232	139	20	11
591	Drug stores & proprietary stores .....	6	3 386	335	83	34	5	3
59 ex. 591	Miscellaneous retail .....	11	1 343	144	35	16	10	3
	<b>Loíza</b> .....	<b>37</b>	<b>18 796</b>	<b>2 146</b>	<b>520</b>	<b>230</b>	<b>22</b>	<b>5</b>
52	Building materials, hardware, garden supply, & mobile home dlr .....	2	D	D	D	a	D	D
53	General merchandise stores .....	3	5 084	486	119	49	1	—
54	Food stores .....	5	D	D	D	a	D	D
55 ex. 554	Automotive dealers, excluding service stations .....	3	639	171	42	11	1	1
554	Gasoline service stations .....	6	4 262	126	33	12	5	—
56	Apparel & accessory stores .....	4	3 090	293	73	31	—	—
57	Home furniture, furnishings, & equipment stores .....	—	—	—	—	—	—	—
58	Eating & drinking places .....	8	2 535	650	161	82	6	4
591	Drug stores & proprietary stores .....	3	1 556	249	52	26	3	—
59 ex. 591	Miscellaneous retail .....	3	D	D	D	a	D	D
	<b>Luquillo</b> .....	<b>56</b>	<b>32 184</b>	<b>3 491</b>	<b>813</b>	<b>420</b>	<b>41</b>	<b>12</b>
52	Building materials, hardware, garden supply, & mobile home dlr .....	7	1 344	129	29	14	5	3
53	General merchandise stores .....	—	—	—	—	—	—	—
54	Food stores .....	7	14 447	1 016	225	103	5	1
55 ex. 554	Automotive dealers, excluding service stations .....	6	1 605	186	43	17	2	—
554	Gasoline service stations .....	4	4 162	189	44	21	4	—
56	Apparel & accessory stores .....	2	D	D	D	a	D	D
57	Home furniture, furnishings, & equipment stores .....	1	D	D	D	a	D	D
58	Eating & drinking places .....	24	8 494	1 686	415	240	18	7
591	Drug stores & proprietary stores .....	2	D	D	D	a	D	D
59 ex. 591	Miscellaneous retail .....	3	453	180	37	13	2	—
	<b>Manatí</b> .....	<b>222</b>	<b>204 601</b>	<b>19 771</b>	<b>4 701</b>	<b>1 922</b>	<b>113</b>	<b>49</b>
52	Building materials, hardware, garden supply, & mobile home dlr .....	15	9 496	1 160	224	105	13	5
53	General merchandise stores .....	8	11 407	842	201	73	5	3
54	Food stores .....	24	72 548	4 474	1 114	449	13	6
55 ex. 554	Automotive dealers, excluding service stations .....	11	6 213	879	210	63	6	—
554	Gasoline service stations .....	18	15 936	684	153	72	14	6
56	Apparel & accessory stores .....	34	18 511	2 572	645	284	9	2
57	Home furniture, furnishings, & equipment stores .....	24	14 987	1 070	245	81	9	5
58	Eating & drinking places .....	45	23 707	4 386	1 054	492	25	14
591	Drug stores & proprietary stores .....	13	22 120	2 333	498	151	7	5
59 ex. 591	Miscellaneous retail .....	30	9 676	1 371	357	152	12	3
	<b>Maricao</b> .....	<b>13</b>	<b>2 963</b>	<b>258</b>	<b>66</b>	<b>42</b>	<b>15</b>	<b>1</b>
52	Building materials, hardware, garden supply, & mobile home dlr .....	2	D	D	D	a	D	D
53	General merchandise stores .....	—	—	—	—	—	—	—
54	Food stores .....	5	1 656	161	38	24	7	—
55 ex. 554	Automotive dealers, excluding service stations .....	—	—	—	—	—	—	—
554	Gasoline service stations .....	2	D	D	D	a	D	D
56	Apparel & accessory stores .....	—	—	—	—	—	—	—
57	Home furniture, furnishings, & equipment stores .....	—	—	—	—	—	—	—
58	Eating & drinking places .....	1	D	D	D	a	D	D
591	Drug stores & proprietary stores .....	1	D	D	D	a	D	D
59 ex. 591	Miscellaneous retail .....	2	D	D	D	a	D	D

**Table 6. Kind-of-Business Groups for Municipios: 1997—Con.**

[Detail may not add to total because of rounding. For meaning of abbreviations and symbols, see introductory text. For explanation of terms, see Appendix A]

SIC code	Kind of business	Establishments (number)	Receipts (\$1,000)	Annual payroll (\$1,000)	First-quarter payroll (\$1,000)	Paid employees for pay period including Mar. 12 (number)	Proprietors and partners (number)	Unpaid family workers (number)
	<b>Maunabo</b> .....	<b>23</b>	<b>9 123</b>	<b>919</b>	<b>225</b>	<b>105</b>	<b>15</b>	<b>10</b>
52	Building materials, hardware, garden supply, & mobile home dlr .....	3	574	83	26	11	3	2
53	General merchandise stores .....	1	D	D	D	a	D	D
54	Food stores .....	4	4 093	249	62	29	2	1
55 ex. 554	Automotive dealers, excluding service stations .....	3	D	D	D	a	D	D
554	Gasoline service stations .....	2	D	D	D	a	D	D
56	Apparel & accessory stores .....	3	D	D	D	a	D	D
57	Home furniture, furnishings, & equipment stores .....	3	D	D	D	b	D	D
58	Eating & drinking places .....	3	276	37	8	6	3	3
591	Drug stores & proprietary stores .....	1	D	D	D	a	D	D
59 ex. 591	Miscellaneous retail .....	—	—	—	—	—	—	—
	<b>Mayagüez</b> .....	<b>567</b>	<b>721 797</b>	<b>75 631</b>	<b>18 233</b>	<b>7 390</b>	<b>275</b>	<b>86</b>
52	Building materials, hardware, garden supply, & mobile home dlr .....	31	41 942	3 833	951	366	18	6
53	General merchandise stores .....	16	136 339	13 649	3 410	1 373	4	1
54	Food stores .....	67	128 885	11 049	2 648	1 274	46	20
55 ex. 554	Automotive dealers, excluding service stations .....	45	121 968	8 813	1 903	479	20	2
554	Gasoline service stations .....	38	38 071	2 095	501	221	28	7
56	Apparel & accessory stores .....	91	67 951	9 150	2 315	996	15	—
57	Home furniture, furnishings, & equipment stores .....	54	59 115	6 233	1 579	491	20	3
58	Eating & drinking places .....	106	48 292	10 415	2 404	1 307	64	30
591	Drug stores & proprietary stores .....	27	33 546	4 647	1 109	366	14	3
59 ex. 591	Miscellaneous retail .....	92	45 688	5 747	1 413	517	46	14
	<b>Moca</b> .....	<b>106</b>	<b>52 257</b>	<b>4 199</b>	<b>1 073</b>	<b>562</b>	<b>109</b>	<b>51</b>
52	Building materials, hardware, garden supply, & mobile home dlr .....	12	3 884	329	84	42	11	2
53	General merchandise stores .....	1	D	D	D	b	D	D
54	Food stores .....	22	17 781	1 079	270	151	23	18
55 ex. 554	Automotive dealers, excluding service stations .....	12	6 193	363	92	24	14	6
554	Gasoline service stations .....	11	7 866	340	94	46	10	8
56	Apparel & accessory stores .....	6	1 548	135	30	20	5	1
57	Home furniture, furnishings, & equipment stores .....	6	1 883	161	38	23	10	5
58	Eating & drinking places .....	16	5 681	1 063	254	163	14	4
591	Drug stores & proprietary stores .....	8	3 258	345	89	39	8	2
59 ex. 591	Miscellaneous retail .....	12	D	D	D	b	D	D
	<b>Morovis</b> .....	<b>74</b>	<b>36 448</b>	<b>2 868</b>	<b>719</b>	<b>337</b>	<b>65</b>	<b>19</b>
52	Building materials, hardware, garden supply, & mobile home dlr .....	6	1 215	113	26	16	5	3
53	General merchandise stores .....	1	D	D	D	a	D	D
54	Food stores .....	19	16 761	1 308	310	140	14	7
55 ex. 554	Automotive dealers, excluding service stations .....	5	4 120	228	80	34	3	—
554	Gasoline service stations .....	9	4 072	146	35	17	8	1
56	Apparel & accessory stores .....	8	4 530	393	97	48	7	2
57	Home furniture, furnishings, & equipment stores .....	5	1 668	177	45	16	3	2
58	Eating & drinking places .....	10	1 605	208	52	33	11	2
591	Drug stores & proprietary stores .....	4	D	D	D	a	D	D
59 ex. 591	Miscellaneous retail .....	7	1 329	132	35	17	8	2
	<b>Naguabo</b> .....	<b>40</b>	<b>22 138</b>	<b>1 791</b>	<b>399</b>	<b>174</b>	<b>32</b>	<b>20</b>
52	Building materials, hardware, garden supply, & mobile home dlr .....	5	2 984	315	77	27	5	3
53	General merchandise stores .....	1	D	D	D	a	D	D
54	Food stores .....	8	5 411	485	125	49	6	4
55 ex. 554	Automotive dealers, excluding service stations .....	3	D	D	D	a	D	D
554	Gasoline service stations .....	6	5 106	412	63	25	5	4
56	Apparel & accessory stores .....	—	—	—	—	—	—	—
57	Home furniture, furnishings, & equipment stores .....	2	D	D	D	a	D	D
58	Eating & drinking places .....	9	D	D	D	b	D	D
591	Drug stores & proprietary stores .....	2	D	D	D	a	D	D
59 ex. 591	Miscellaneous retail .....	4	667	39	6	4	4	2
	<b>Naranjito</b> .....	<b>98</b>	<b>90 204</b>	<b>5 261</b>	<b>1 253</b>	<b>577</b>	<b>74</b>	<b>21</b>
52	Building materials, hardware, garden supply, & mobile home dlr .....	7	3 822	479	108	50	5	1
53	General merchandise stores .....	1	D	D	D	a	D	D
54	Food stores .....	24	24 389	1 546	367	176	22	9
55 ex. 554	Automotive dealers, excluding service stations .....	13	36 696	670	165	63	9	1
554	Gasoline service stations .....	7	5 011	177	52	25	4	—
56	Apparel & accessory stores .....	11	4 347	634	146	67	6	—
57	Home furniture, furnishings, & equipment stores .....	8	7 115	613	135	55	4	3
58	Eating & drinking places .....	13	3 810	647	158	91	14	4
591	Drug stores & proprietary stores .....	5	3 509	322	82	29	5	1
59 ex. 591	Miscellaneous retail .....	9	D	D	D	a	D	D
	<b>Orocovis</b> .....	<b>53</b>	<b>28 076</b>	<b>2 038</b>	<b>498</b>	<b>243</b>	<b>47</b>	<b>21</b>
52	Building materials, hardware, garden supply, & mobile home dlr .....	3	D	D	D	a	D	D
53	General merchandise stores .....	2	D	D	D	a	D	D
54	Food stores .....	14	14 399	964	244	115	10	3
55 ex. 554	Automotive dealers, excluding service stations .....	6	D	D	D	a	D	D
554	Gasoline service stations .....	6	4 513	123	28	18	6	2
56	Apparel & accessory stores .....	6	1 660	170	43	21	8	6
57	Home furniture, furnishings, & equipment stores .....	5	2 183	192	46	19	3	2
58	Eating & drinking places .....	6	775	194	44	32	7	6
591	Drug stores & proprietary stores .....	3	D	D	D	a	D	D
59 ex. 591	Miscellaneous retail .....	2	D	D	D	a	D	D

**Table 6. Kind-of-Business Groups for Municipios: 1997—Con.**

[Detail may not add to total because of rounding. For meaning of abbreviations and symbols, see introductory text. For explanation of terms, see Appendix A]

SIC code	Kind of business	Establishments (number)	Receipts (\$1,000)	Annual payroll (\$1,000)	First-quarter payroll (\$1,000)	Paid employees for pay period including Mar. 12 (number)	Proprietors and partners (number)	Unpaid family workers (number)
	<b>Patillas</b>	<b>51</b>	<b>20 502</b>	<b>2 346</b>	<b>546</b>	<b>223</b>	<b>47</b>	<b>24</b>
52	Building materials, hardware, garden supply, & mobile home dlr	3	2 295	728	33	27	4	—
53	General merchandise stores	4	486	52	12	9	3	—
54	Food stores	15	6 745	530	156	77	13	8
55 ex. 554	Automotive dealers, excluding service stations	2	D	D	D	a	D	D
554	Gasoline service stations	9	5 886	526	225	42	8	5
56	Apparel & accessory stores	3	D	D	D	a	D	D
57	Home furniture, furnishings, & equipment stores	2	D	D	D	a	D	D
58	Eating & drinking places	7	732	143	29	23	10	5
591	Drug stores & proprietary stores	1	D	D	D	a	D	D
59 ex. 591	Miscellaneous retail	5	1 158	127	33	17	3	3
	<b>Peñuelas</b>	<b>42</b>	<b>29 016</b>	<b>2 315</b>	<b>545</b>	<b>266</b>	<b>44</b>	<b>16</b>
52	Building materials, hardware, garden supply, & mobile home dlr	5	1 516	126	30	13	6	3
53	General merchandise stores	1	D	D	D	a	D	D
54	Food stores	8	13 410	795	182	103	9	—
55 ex. 554	Automotive dealers, excluding service stations	3	D	D	D	a	D	D
554	Gasoline service stations	5	5 726	499	108	49	5	—
56	Apparel & accessory stores	3	D	D	D	a	D	D
57	Home furniture, furnishings, & equipment stores	3	2 060	256	66	20	1	—
58	Eating & drinking places	8	1 109	76	18	17	11	9
591	Drug stores & proprietary stores	3	746	136	37	18	4	2
59 ex. 591	Miscellaneous retail	3	D	D	D	a	D	D
	<b>Ponce</b>	<b>750</b>	<b>887 089</b>	<b>86 636</b>	<b>20 605</b>	<b>8 939</b>	<b>372</b>	<b>88</b>
52	Building materials, hardware, garden supply, & mobile home dlr	39	58 496	5 768	1 342	510	23	8
53	General merchandise stores	20	121 061	12 478	2 831	1 124	7	1
54	Food stores	85	205 844	15 177	3 654	1 865	60	14
55 ex. 554	Automotive dealers, excluding service stations	64	118 121	7 225	1 754	517	30	7
554	Gasoline service stations	60	62 584	2 923	697	298	41	8
56	Apparel & accessory stores	118	91 906	10 415	2 566	1 148	21	4
57	Home furniture, furnishings, & equipment stores	63	58 131	5 856	1 372	454	30	3
58	Eating & drinking places	150	73 681	14 535	3 440	1 921	78	20
591	Drug stores & proprietary stores	35	57 750	7 153	1 636	574	17	5
59 ex. 591	Miscellaneous retail	116	39 515	5 106	1 313	528	65	18
	<b>Quebradillas</b>	<b>81</b>	<b>36 263</b>	<b>3 677</b>	<b>903</b>	<b>499</b>	<b>81</b>	<b>24</b>
52	Building materials, hardware, garden supply, & mobile home dlr	4	1 722	80	20	11	5	—
53	General merchandise stores	3	D	D	D	a	D	D
54	Food stores	16	19 000	1 615	388	186	15	8
55 ex. 554	Automotive dealers, excluding service stations	8	1 454	190	38	23	8	1
554	Gasoline service stations	7	2 079	93	22	15	7	3
56	Apparel & accessory stores	4	1 063	87	21	9	3	—
57	Home furniture, furnishings, & equipment stores	6	2 068	154	37	19	8	—
58	Eating & drinking places	16	5 647	1 043	269	188	13	3
591	Drug stores & proprietary stores	8	2 368	292	76	29	10	3
59 ex. 591	Miscellaneous retail	9	D	D	D	a	D	D
	<b>Rincón</b>	<b>46</b>	<b>22 814</b>	<b>2 165</b>	<b>454</b>	<b>291</b>	<b>46</b>	<b>17</b>
52	Building materials, hardware, garden supply, & mobile home dlr	5	2 332	192	46	20	3	—
53	General merchandise stores	2	D	D	D	a	D	D
54	Food stores	10	9 585	615	121	69	12	6
55 ex. 554	Automotive dealers, excluding service stations	—	—	—	—	—	—	—
554	Gasoline service stations	5	3 494	173	35	18	6	2
56	Apparel & accessory stores	1	D	D	D	b	D	D
57	Home furniture, furnishings, & equipment stores	1	D	D	D	a	D	D
58	Eating & drinking places	15	3 002	745	146	130	15	3
591	Drug stores & proprietary stores	2	D	D	D	a	D	D
59 ex. 591	Miscellaneous retail	5	747	70	17	11	5	5
	<b>Río Grande</b>	<b>82</b>	<b>90 603</b>	<b>7 607</b>	<b>1 759</b>	<b>780</b>	<b>45</b>	<b>18</b>
52	Building materials, hardware, garden supply, & mobile home dlr	7	3 422	270	58	29	3	1
53	General merchandise stores	2	D	D	D	a	D	D
54	Food stores	15	29 172	1 908	446	228	9	3
55 ex. 554	Automotive dealers, excluding service stations	13	21 532	1 343	354	107	5	—
554	Gasoline service stations	7	10 386	451	98	40	6	2
56	Apparel & accessory stores	4	D	D	D	b	D	D
57	Home furniture, furnishings, & equipment stores	6	6 148	353	84	24	2	2
58	Eating & drinking places	17	8 337	1 811	354	184	13	6
591	Drug stores & proprietary stores	4	3 988	506	121	72	1	—
59 ex. 591	Miscellaneous retail	7	3 105	295	90	43	4	2
	<b>Sabana Grande</b>	<b>65</b>	<b>30 677</b>	<b>3 007</b>	<b>1 051</b>	<b>313</b>	<b>59</b>	<b>19</b>
52	Building materials, hardware, garden supply, & mobile home dlr	5	2 062	176	46	18	4	1
53	General merchandise stores	2	D	D	D	a	D	D
54	Food stores	19	13 053	821	202	112	20	10
55 ex. 554	Automotive dealers, excluding service stations	3	D	D	D	a	D	D
554	Gasoline service stations	6	6 001	254	69	35	4	2
56	Apparel & accessory stores	5	1 535	184	43	30	2	—
57	Home furniture, furnishings, & equipment stores	4	1 251	117	28	14	3	2
58	Eating & drinking places	8	1 234	185	47	30	10	—
591	Drug stores & proprietary stores	5	3 003	1 020	555	43	4	1
59 ex. 591	Miscellaneous retail	8	1 301	138	31	19	8	2



**Table 6. Kind-of-Business Groups for Municipios: 1997—Con.**

[Detail may not add to total because of rounding. For meaning of abbreviations and symbols, see introductory text. For explanation of terms, see Appendix A]

SIC code	Kind of business	Establishments (number)	Receipts (\$1,000)	Annual payroll (\$1,000)	First-quarter payroll (\$1,000)	Paid employees for pay period including Mar. 12 (number)	Proprietors and partners (number)	Unpaid family workers (number)
	<b>Salinas</b> .....	<b>75</b>	<b>73 116</b>	<b>6 507</b>	<b>1 520</b>	<b>680</b>	<b>37</b>	<b>13</b>
52	Building materials, hardware, garden supply, & mobile home dlr .....	7	2 644	323	78	30	4	1
53	General merchandise stores .....	2	D	D	D	a	D	D
54	Food stores .....	13	27 094	1 955	465	194	9	5
55 ex. 554	Automotive dealers, excluding service stations .....	7	6 463	163	40	26	5	—
554	Gasoline service stations .....	9	13 390	539	122	38	4	1
56	Apparel & accessory stores .....	4	2 070	195	47	21	1	—
57	Home furniture, furnishings, & equipment stores .....	3	1 765	204	47	17	—	—
58	Eating & drinking places .....	19	6 885	1 570	367	221	10	5
591	Drug stores & proprietary stores .....	6	5 286	688	146	73	1	—
59 ex. 591	Miscellaneous retail .....	5	D	D	D	b	D	D
	<b>San Germán</b> .....	<b>159</b>	<b>133 139</b>	<b>13 256</b>	<b>3 259</b>	<b>1 556</b>	<b>98</b>	<b>22</b>
52	Building materials, hardware, garden supply, & mobile home dlr .....	10	4 458	368	89	41	7	1
53	General merchandise stores .....	4	D	D	D	e	D	D
54	Food stores .....	25	52 690	3 974	1 031	448	17	4
55 ex. 554	Automotive dealers, excluding service stations .....	11	4 132	322	74	31	7	3
554	Gasoline service stations .....	13	8 573	372	79	44	12	3
56	Apparel & accessory stores .....	21	11 789	1 119	269	163	7	—
57	Home furniture, furnishings, & equipment stores .....	14	9 334	934	230	71	3	—
58	Eating & drinking places .....	41	12 430	3 051	681	370	31	7
591	Drug stores & proprietary stores .....	7	9 486	1 275	310	82	2	2
59 ex. 591	Miscellaneous retail .....	13	D	D	D	b	D	D
	<b>San Juan</b> .....	<b>3 055</b>	<b>4 641 622</b>	<b>462 727</b>	<b>111 600</b>	<b>39 614</b>	<b>1 059</b>	<b>215</b>
52	Building materials, hardware, garden supply, & mobile home dlr .....	161	166 013	20 274	4 833	1 439	45	14
53	General merchandise stores .....	72	419 368	43 264	10 664	4 038	27	2
54	Food stores .....	287	592 199	47 353	11 740	4 524	131	36
55 ex. 554	Automotive dealers, excluding service stations .....	232	1 380 094	72 017	17 753	3 829	74	16
554	Gasoline service stations .....	156	228 929	12 305	2 981	1 159	87	20
56	Apparel & accessory stores .....	446	426 729	52 790	12 790	5 212	95	14
57	Home furniture, furnishings, & equipment stores .....	288	408 334	38 146	9 084	2 600	46	5
58	Eating & drinking places .....	771	477 068	106 981	25 566	11 593	336	72
591	Drug stores & proprietary stores .....	123	205 017	21 742	4 923	1 616	40	13
59 ex. 591	Miscellaneous retail .....	519	337 871	47 855	11 266	3 604	178	23
	<b>San Lorenzo</b> .....	<b>84</b>	<b>49 111</b>	<b>4 529</b>	<b>975</b>	<b>542</b>	<b>57</b>	<b>12</b>
52	Building materials, hardware, garden supply, & mobile home dlr .....	9	6 072	789	180	88	6	1
53	General merchandise stores .....	1	D	D	D	a	D	D
54	Food stores .....	23	24 274	2 191	412	261	17	6
55 ex. 554	Automotive dealers, excluding service stations .....	8	2 013	121	32	19	6	—
554	Gasoline service stations .....	11	8 965	396	105	58	7	—
56	Apparel & accessory stores .....	5	1 733	154	37	18	3	1
57	Home furniture, furnishings, & equipment stores .....	4	655	118	19	17	2	—
58	Eating & drinking places .....	10	924	190	46	28	8	—
591	Drug stores & proprietary stores .....	4	3 095	356	86	27	2	—
59 ex. 591	Miscellaneous retail .....	9	D	D	D	b	D	D
	<b>San Sebastián</b> .....	<b>190</b>	<b>93 301</b>	<b>7 429</b>	<b>1 753</b>	<b>924</b>	<b>164</b>	<b>59</b>
52	Building materials, hardware, garden supply, & mobile home dlr .....	11	5 084	370	91	42	10	—
53	General merchandise stores .....	7	4 274	379	94	43	5	1
54	Food stores .....	32	23 446	1 438	336	178	31	13
55 ex. 554	Automotive dealers, excluding service stations .....	14	15 766	575	145	60	12	6
554	Gasoline service stations .....	20	14 233	620	140	70	19	7
56	Apparel & accessory stores .....	32	9 048	1 020	246	140	20	4
57	Home furniture, furnishings, & equipment stores .....	18	6 140	530	139	57	18	8
58	Eating & drinking places .....	23	7 876	1 590	381	242	19	10
591	Drug stores & proprietary stores .....	8	4 289	497	81	34	6	—
59 ex. 591	Miscellaneous retail .....	25	3 145	410	100	58	24	10
	<b>Santa Isabel</b> .....	<b>37</b>	<b>25 310</b>	<b>2 748</b>	<b>664</b>	<b>280</b>	<b>28</b>	<b>8</b>
52	Building materials, hardware, garden supply, & mobile home dlr .....	4	1 826	392	93	26	8	—
53	General merchandise stores .....	1	D	D	D	a	D	D
54	Food stores .....	9	10 089	881	213	86	6	4
55 ex. 554	Automotive dealers, excluding service stations .....	—	—	—	—	—	—	—
554	Gasoline service stations .....	4	4 184	191	46	20	2	1
56	Apparel & accessory stores .....	3	1 024	120	29	12	1	—
57	Home furniture, furnishings, & equipment stores .....	4	D	D	D	a	D	D
58	Eating & drinking places .....	8	4 564	830	207	107	6	2
591	Drug stores & proprietary stores .....	2	D	D	D	a	D	D
59 ex. 591	Miscellaneous retail .....	2	D	D	D	a	D	D
	<b>Toa Alta</b> .....	<b>82</b>	<b>50 414</b>	<b>3 692</b>	<b>847</b>	<b>400</b>	<b>73</b>	<b>21</b>
52	Building materials, hardware, garden supply, & mobile home dlr .....	7	2 350	197	38	18	5	1
53	General merchandise stores .....	1	D	D	D	a	D	D
54	Food stores .....	25	19 293	1 476	367	158	20	7
55 ex. 554	Automotive dealers, excluding service stations .....	8	5 566	236	23	11	6	3
554	Gasoline service stations .....	9	12 348	447	106	42	7	—
56	Apparel & accessory stores .....	7	1 942	181	38	16	2	1
57	Home furniture, furnishings, & equipment stores .....	1	D	D	D	a	D	D
58	Eating & drinking places .....	12	5 004	729	164	107	20	2
591	Drug stores & proprietary stores .....	5	2 302	231	61	23	4	2
59 ex. 591	Miscellaneous retail .....	7	D	D	D	b	D	D

**Table 6. Kind-of-Business Groups for Municipios: 1997—Con.**

[Detail may not add to total because of rounding. For meaning of abbreviations and symbols, see introductory text. For explanation of terms, see Appendix A]

SIC code	Kind of business	Establishments (number)	Receipts (\$1,000)	Annual payroll (\$1,000)	First-quarter payroll (\$1,000)	Paid employees for pay period including Mar. 12 (number)	Proprietors and partners (number)	Unpaid family workers (number)
	<b>Toa Baja</b> .....	<b>211</b>	<b>252 514</b>	<b>22 299</b>	<b>5 187</b>	<b>2 084</b>	<b>129</b>	<b>43</b>
52	Building materials, hardware, garden supply, & mobile home dlr .....	23	20 210	1 643	391	124	12	2
53	General merchandise stores .....	2	D	D	D	b	D	D
54	Food stores .....	25	74 544	5 064	1 218	567	17	5
55 ex. 554	Automotive dealers, excluding service stations .....	40	54 945	3 546	813	197	19	1
554	Gasoline service stations .....	17	17 142	797	171	78	13	9
56	Apparel & accessory stores .....	5	8 707	1 705	343	150	3	—
57	Home furniture, furnishings, & equipment stores .....	19	31 587	3 467	754	315	6	—
58	Eating & drinking places .....	44	17 202	2 978	783	412	34	17
591	Drug stores & proprietary stores .....	16	13 566	1 543	322	127	11	8
59 ex. 591	Miscellaneous retail .....	20	D	D	D	b	D	D
	<b>Trujillo Alto</b> .....	<b>129</b>	<b>208 327</b>	<b>17 707</b>	<b>4 197</b>	<b>1 725</b>	<b>66</b>	<b>27</b>
52	Building materials, hardware, garden supply, & mobile home dlr .....	15	13 997	2 186	438	126	8	1
53	General merchandise stores .....	2	D	D	D	e	D	D
54	Food stores .....	20	84 321	5 732	1 291	530	10	6
55 ex. 554	Automotive dealers, excluding service stations .....	9	23 892	1 975	498	129	4	2
554	Gasoline service stations .....	23	29 132	1 297	295	134	15	3
56	Apparel & accessory stores .....	9	6 787	663	171	76	—	—
57	Home furniture, furnishings, & equipment stores .....	2	D	D	D	a	D	D
58	Eating & drinking places .....	26	12 991	2 395	601	277	16	8
591	Drug stores & proprietary stores .....	9	7 157	706	150	64	3	2
59 ex. 591	Miscellaneous retail .....	14	D	D	D	b	D	D
	<b>Utua</b> .....	<b>90</b>	<b>59 603</b>	<b>5 276</b>	<b>1 333</b>	<b>536</b>	<b>67</b>	<b>31</b>
52	Building materials, hardware, garden supply, & mobile home dlr .....	4	4 754	457	113	32	3	1
53	General merchandise stores .....	3	D	D	D	a	D	D
54	Food stores .....	20	28 621	1 931	498	214	18	13
55 ex. 554	Automotive dealers, excluding service stations .....	1	D	D	D	a	D	D
554	Gasoline service stations .....	10	6 258	408	124	40	8	2
56	Apparel & accessory stores .....	10	3 148	360	101	51	4	4
57	Home furniture, furnishings, & equipment stores .....	5	4 194	473	108	39	3	2
58	Eating & drinking places .....	20	2 943	535	131	81	18	2
591	Drug stores & proprietary stores .....	8	5 909	599	155	43	4	2
59 ex. 591	Miscellaneous retail .....	9	D	D	D	a	D	D
	<b>Vega Alta</b> .....	<b>122</b>	<b>110 064</b>	<b>9 516</b>	<b>2 325</b>	<b>1 019</b>	<b>64</b>	<b>15</b>
52	Building materials, hardware, garden supply, & mobile home dlr .....	10	3 753	355	105	40	5	4
53	General merchandise stores .....	4	8 297	672	164	72	2	—
54	Food stores .....	17	50 844	2 929	718	319	14	4
55 ex. 554	Automotive dealers, excluding service stations .....	15	6 287	364	77	38	7	—
554	Gasoline service stations .....	6	8 184	376	104	34	6	4
56	Apparel & accessory stores .....	21	13 687	1 674	417	171	3	1
57	Home furniture, furnishings, & equipment stores .....	5	1 043	86	19	9	2	—
58	Eating & drinking places .....	23	7 894	1 823	446	228	14	—
591	Drug stores & proprietary stores .....	8	6 951	785	154	62	7	1
59 ex. 591	Miscellaneous retail .....	13	3 124	452	121	46	4	—
	<b>Vega Baja</b> .....	<b>209</b>	<b>207 441</b>	<b>19 103</b>	<b>4 433</b>	<b>1 945</b>	<b>143</b>	<b>50</b>
52	Building materials, hardware, garden supply, & mobile home dlr .....	15	10 408	840	197	83	10	2
53	General merchandise stores .....	7	34 821	3 066	761	395	2	—
54	Food stores .....	28	54 644	4 007	957	442	26	6
55 ex. 554	Automotive dealers, excluding service stations .....	29	29 088	1 584	411	127	14	—
554	Gasoline service stations .....	17	17 117	805	192	81	18	7
56	Apparel & accessory stores .....	25	14 208	1 349	317	170	10	3
57	Home furniture, furnishings, & equipment stores .....	12	6 389	470	129	44	6	2
58	Eating & drinking places .....	40	18 140	3 627	877	405	32	15
591	Drug stores & proprietary stores .....	15	18 805	2 989	498	149	8	4
59 ex. 591	Miscellaneous retail .....	21	3 821	366	94	49	17	11
	<b>Vieques</b> .....	<b>36</b>	<b>15 722</b>	<b>1 561</b>	<b>379</b>	<b>192</b>	<b>28</b>	<b>5</b>
52	Building materials, hardware, garden supply, & mobile home dlr .....	7	1 678	152	35	17	4	1
53	General merchandise stores .....	—	—	—	—	—	—	—
54	Food stores .....	9	8 613	810	191	86	6	2
55 ex. 554	Automotive dealers, excluding service stations .....	1	D	D	D	a	D	D
554	Gasoline service stations .....	1	D	D	D	a	D	D
56	Apparel & accessory stores .....	1	D	D	D	a	D	D
57	Home furniture, furnishings, & equipment stores .....	2	D	D	D	a	D	D
58	Eating & drinking places .....	11	1 589	387	99	62	9	1
591	Drug stores & proprietary stores .....	3	1 040	54	12	7	3	1
59 ex. 591	Miscellaneous retail .....	1	D	D	D	a	D	D
	<b>Villalba</b> .....	<b>61</b>	<b>25 471</b>	<b>2 173</b>	<b>549</b>	<b>289</b>	<b>48</b>	<b>24</b>
52	Building materials, hardware, garden supply, & mobile home dlr .....	5	3 256	265	75	33	1	—
53	General merchandise stores .....	1	D	D	D	a	D	D
54	Food stores .....	14	8 191	856	197	117	8	7
55 ex. 554	Automotive dealers, excluding service stations .....	2	D	D	D	a	D	D
554	Gasoline service stations .....	6	4 252	123	27	17	6	6
56	Apparel & accessory stores .....	6	1 178	101	25	14	5	1
57	Home furniture, furnishings, & equipment stores .....	4	3 022	220	83	26	4	1
58	Eating & drinking places .....	12	965	209	49	46	12	8
591	Drug stores & proprietary stores .....	4	2 781	263	64	19	2	—
59 ex. 591	Miscellaneous retail .....	7	690	63	13	8	7	1

**Table 6. Kind-of-Business Groups for Municipios: 1997—Con.**

[Detail may not add to total because of rounding. For meaning of abbreviations and symbols, see introductory text. For explanation of terms, see Appendix A]

SIC code	Kind of business	Establishments (number)	Receipts (\$1,000)	Annual payroll (\$1,000)	First-quarter payroll (\$1,000)	Paid employees for pay period including Mar. 12 (number)	Proprietors and partners (number)	Unpaid family workers (number)
	<b>Yabucoa</b> .....	<b>129</b>	<b>85 856</b>	<b>8 905</b>	<b>2 019</b>	<b>1 005</b>	<b>70</b>	<b>28</b>
52	Building materials, hardware, garden supply, & mobile home dlr .....	10	5 660	497	119	47	4	2
53	General merchandise stores .....	5	5 779	650	177	63	1	1
54	Food stores .....	22	20 098	2 280	412	241	20	7
55 ex. 554	Automotive dealers, excluding service stations .....	5	2 894	158	30	13	2	1
554	Gasoline service stations .....	14	12 008	474	128	80	6	—
56	Apparel & accessory stores .....	17	12 418	1 178	273	138	4	—
57	Home furniture, furnishings, & equipment stores .....	15	10 376	1 033	262	89	4	5
58	Eating & drinking places .....	25	6 371	1 319	326	212	21	9
591	Drug stores & proprietary stores .....	10	9 423	1 119	256	107	6	3
59 ex. 591	Miscellaneous retail .....	6	829	197	36	15	2	—
	<b>Yauco</b> .....	<b>151</b>	<b>121 210</b>	<b>12 495</b>	<b>3 032</b>	<b>1 426</b>	<b>93</b>	<b>32</b>
52	Building materials, hardware, garden supply, & mobile home dlr .....	10	5 841	638	155	56	7	3
53	General merchandise stores .....	5	D	D	D	b	D	D
54	Food stores .....	24	47 355	3 970	952	482	20	4
55 ex. 554	Automotive dealers, excluding service stations .....	10	10 951	1 357	329	105	7	2
554	Gasoline service stations .....	14	8 990	453	116	59	11	3
56	Apparel & accessory stores .....	25	10 765	1 347	333	161	11	3
57	Home furniture, furnishings, & equipment stores .....	10	5 044	613	144	46	3	1
58	Eating & drinking places .....	18	5 116	1 194	288	280	13	7
591	Drug stores & proprietary stores .....	10	12 346	1 431	335	86	6	1
59 ex. 591	Miscellaneous retail .....	25	D	D	D	b	D	D

**Table 7. Sales Size of Establishments: 1997**

[Detail may not add to total because of rounding. For meaning of abbreviations and symbols, see introductory text. For explanation of terms, see Appendix A]

SIC code	Kind of business and sales size of establishment	Establishments (number)	Sales (\$1,000)	Annual payroll (\$1,000)	First-quarter payroll (\$1,000)	Paid employees for pay period including Mar. 12 (number)	Proprietors and partners (number)	Unpaid family workers (number)
	<b>RETAIL TRADE</b>							
	<b>Establishments</b> .....	<b>14 582</b>	<b>17 087 950</b>	<b>1 593 219</b>	<b>379 597</b>	<b>153 746</b>	<b>7 957</b>	<b>2 355</b>
	With annual receipts of—							
	Less than \$25,000 .....	233	4 075	1 220	366	267	207	55
	\$25,000 to \$29,999 .....	97	2 632	561	165	117	85	34
	\$30,000 to \$49,999 .....	637	25 886	4 848	1 261	838	572	139
	\$50,000 to \$99,999 .....	1 878	141 843	21 086	5 195	3 253	1 630	449
	\$100,000 to \$249,999 .....	3 341	539 899	75 233	18 342	9 907	2 537	808
	\$250,000 to \$299,999 .....	715	194 555	25 563	6 167	2 989	423	124
	\$300,000 to \$499,999 .....	1 959	765 046	102 280	24 699	11 564	992	291
	\$500,000 to \$999,999 .....	2 648	1 908 058	228 665	54 548	23 485	1 001	308
	\$1,000,000 to \$2,499,999 .....	1 990	3 010 536	350 380	83 985	35 708	431	133
	\$2,500,000 to \$4,999,999 .....	514	1 746 470	180 253	41 547	15 133	56	14
	\$5,000,000 or more .....	570	8 748 950	603 130	143 322	50 485	23	—
52	<b>Building materials, hardware, garden supply &amp; mobile home dlr</b>							
	<b>Establishments</b> .....	<b>987</b>	<b>972 940</b>	<b>93 388</b>	<b>20 803</b>	<b>7 499</b>	<b>591</b>	<b>156</b>
	With annual receipts of—							
	Less than \$25,000 .....	14	217	114	32	19	14	3
	\$25,000 to \$29,999 .....	4	112	32	8	5	3	4
	\$30,000 to \$49,999 .....	41	1 670	263	62	47	37	9
	\$50,000 to \$99,999 .....	121	9 482	1 419	359	189	107	29
	\$100,000 to \$249,999 .....	250	40 660	4 945	1 176	559	197	46
	\$250,000 to \$299,999 .....	53	14 382	1 406	358	170	38	10
	\$300,000 to \$499,999 .....	144	55 487	6 077	1 537	591	73	26
	\$500,000 to \$999,999 .....	172	128 514	12 763	3 115	1 039	78	18
	\$1,000,000 to \$2,499,999 .....	110	169 979	16 788	3 780	1 347	34	7
	\$2,500,000 to \$4,999,999 .....	44	157 746	16 299	3 806	1 196	7	4
	\$5,000,000 or more .....	34	394 691	33 282	6 570	2 337	3	—
53	<b>General merchandise stores</b>							
	<b>Establishments</b> .....	<b>389</b>	<b>2 229 949</b>	<b>194 639</b>	<b>46 240</b>	<b>19 282</b>	<b>120</b>	<b>23</b>
	With annual receipts of—							
	Less than \$25,000 .....	3	D	D	D	a	D	D
	\$25,000 to \$29,999 .....	2	D	D	D	a	D	D
	\$30,000 to \$49,999 .....	9	378	47	8	8	8	—
	\$50,000 to \$99,999 .....	36	2 697	329	79	50	29	7
	\$100,000 to \$249,999 .....	46	7 475	1 032	255	150	43	8
	\$250,000 to \$299,999 .....	8	2 217	278	79	39	2	—
	\$300,000 to \$499,999 .....	29	11 407	1 442	329	172	16	1
	\$500,000 to \$999,999 .....	57	42 215	6 242	1 566	650	11	2
	\$1,000,000 to \$2,499,999 .....	64	108 567	11 575	2 863	1 134	4	2
	\$2,500,000 to \$4,999,999 .....	52	169 310	16 554	3 961	1 684	2	—
	\$5,000,000 or more .....	83	1 885 569	157 106	37 092	15 390	—	—
54	<b>Food stores</b>							
	<b>Establishments</b> .....	<b>2 066</b>	<b>3 620 616</b>	<b>266 834</b>	<b>65 025</b>	<b>29 088</b>	<b>1 490</b>	<b>506</b>
	With annual receipts of—							
	Less than \$25,000 .....	20	297	94	29	25	21	9
	\$25,000 to \$29,999 .....	5	130	33	8	5	5	1
	\$30,000 to \$49,999 .....	108	4 747	638	161	127	102	17
	\$50,000 to \$99,999 .....	284	22 929	2 735	657	453	275	89
	\$100,000 to \$249,999 .....	557	89 755	10 220	2 434	1 469	532	210
	\$250,000 to \$299,999 .....	110	29 855	2 991	712	400	93	27
	\$300,000 to \$499,999 .....	301	115 423	12 738	3 027	1 644	221	77
	\$500,000 to \$999,999 .....	259	185 202	19 976	4 825	2 241	159	56
	\$1,000,000 to \$2,499,999 .....	155	248 438	25 114	5 988	2 729	57	19
	\$2,500,000 to \$4,999,999 .....	65	231 857	17 679	4 023	2 014	16	1
	\$5,000,000 or more .....	202	2 691 983	174 616	43 161	17 981	9	—
55 ex. 554	<b>Automotive dealers, excluding gasoline service stations</b>							
	<b>Establishments</b> .....	<b>1 281</b>	<b>3 395 813</b>	<b>182 505</b>	<b>44 033</b>	<b>11 418</b>	<b>648</b>	<b>141</b>
	With annual receipts of—							
	Less than \$25,000 .....	12	206	62	18	14	9	2
	\$25,000 to \$29,999 .....	6	160	54	14	6	6	2
	\$30,000 to \$49,999 .....	28	1 115	249	69	35	24	4
	\$50,000 to \$99,999 .....	124	9 477	1 319	323	176	107	28
	\$100,000 to \$249,999 .....	283	46 856	5 037	1 164	521	220	45
	\$250,000 to \$299,999 .....	61	16 508	1 577	359	155	45	8
	\$300,000 to \$499,999 .....	174	66 618	6 510	1 555	585	94	15
	\$500,000 to \$999,999 .....	214	151 623	12 807	2 920	998	100	23
	\$1,000,000 to \$2,499,999 .....	176	280 248	20 647	4 953	1 455	34	13
	\$2,500,000 to \$4,999,999 .....	81	290 703	21 235	4 986	1 340	4	1
	\$5,000,000 or more .....	122	2 532 299	113 008	27 672	6 133	5	—
554	<b>Gasoline service stations</b>							
	<b>Establishments</b> .....	<b>1 115</b>	<b>1 141 336</b>	<b>54 707</b>	<b>13 003</b>	<b>5 550</b>	<b>835</b>	<b>271</b>
	With annual receipts of—							
	Less than \$25,000 .....	2	D	D	D	a	D	D
	\$25,000 to \$29,999 .....	—	—	—	—	—	—	—
	\$30,000 to \$49,999 .....	11	453	134	37	22	11	4
	\$50,000 to \$99,999 .....	38	2 922	560	135	71	37	12
	\$100,000 to \$249,999 .....	100	D	D	D	c	D	D
	\$250,000 to \$299,999 .....	36	9 625	560	143	73	29	5
	\$300,000 to \$499,999 .....	127	51 647	3 424	772	358	115	31
	\$500,000 to \$999,999 .....	401	301 667	14 181	3 409	1 557	312	116
	\$1,000,000 to \$2,499,999 .....	329	482 262	20 949	4 924	2 175	222	80
	\$2,500,000 to \$4,999,999 .....	60	193 506	9 821	2 241	791	16	2
	\$5,000,000 or more .....	11	D	D	D	e	D	D

**Table 7. Sales Size of Establishments: 1997—Con.**

[Detail may not add to total because of rounding. For meaning of abbreviations and symbols, see introductory text. For explanation of terms, see Appendix A]

SIC code	Kind of business and sales size of establishment	Establishments (number)	Sales (\$1,000)	Annual payroll (\$1,000)	First-quarter payroll (\$1,000)	Paid employees for pay period including Mar. 12 (number)	Proprietors and partners (number)	Unpaid family workers (number)
56	<b>RETAIL TRADE—Con.</b>							
	<b>Apparel &amp; accessory stores</b>							
	Establishments .....	1 972	1 413 591	167 213	40 585	18 208	541	131
	With annual receipts of—							
	Less than \$25,000 .....	26	432	81	41	29	20	5
	\$25,000 to \$29,999 .....	15	409	53	16	14	12	1
	\$30,000 to \$49,999 .....	51	1 970	501	129	67	43	7
	\$50,000 to \$99,999 .....	188	14 148	1 750	469	288	138	32
	\$100,000 to \$249,999 .....	359	59 768	7 520	1 954	992	210	46
	\$250,000 to \$299,999 .....	109	29 819	4 483	1 145	512	31	6
	\$300,000 to \$499,999 .....	269	105 964	15 190	3 846	1 731	49	15
	\$500,000 to \$999,999 .....	545	390 067	47 513	11 565	5 240	30	18
	\$1,000,000 to \$2,499,999 .....	353	503 467	59 682	14 487	6 654	6	1
	\$2,500,000 to \$4,999,999 .....	34	109 743	12 382	2 876	1 203	1	—
\$5,000,000 or more .....	23	197 804	18 058	4 057	1 478	1	—	
57	<b>Home furniture, furnishings, &amp; equipment stores</b>							
	Establishments .....	1 096	1 119 401	105 594	25 049	8 089	385	97
	With annual receipts of—							
	Less than \$25,000 .....	9	D	D	D	a	D	D
	\$25,000 to \$29,999 .....	1	D	D	D	a	D	D
	\$30,000 to \$49,999 .....	30	1 172	238	71	37	21	12
	\$50,000 to \$99,999 .....	101	7 680	923	232	130	69	11
	\$100,000 to \$249,999 .....	231	37 526	4 707	1 173	527	122	37
	\$250,000 to \$299,999 .....	66	18 025	2 274	553	230	39	10
	\$300,000 to \$499,999 .....	169	66 881	7 395	1 811	704	53	11
	\$500,000 to \$999,999 .....	215	152 919	16 494	3 896	1 413	54	8
	\$1,000,000 to \$2,499,999 .....	183	281 356	27 581	6 578	2 064	16	5
	\$2,500,000 to \$4,999,999 .....	55	192 452	18 944	4 315	1 143	2	—
	\$5,000,000 or more .....	36	361 229	26 973	6 402	1 829	—	—
58	<b>Eating &amp; drinking places</b>							
	Establishments .....	3 021	1 444 593	307 890	74 116	36 996	1 917	614
	With annual receipts of—							
	Less than \$25,000 .....	103	1 971	512	126	116	100	26
	\$25,000 to \$29,999 .....	41	1 125	260	79	64	39	19
	\$30,000 to \$49,999 .....	243	9 867	1 878	476	335	233	69
	\$50,000 to \$99,999 .....	579	42 668	7 516	1 811	1 280	552	172
	\$100,000 to \$249,999 .....	785	122 252	22 556	5 566	3 549	657	232
	\$250,000 to \$299,999 .....	112	30 489	5 916	1 314	803	80	36
	\$300,000 to \$499,999 .....	334	131 567	27 837	6 659	3 735	153	37
	\$500,000 to \$999,999 .....	385	276 194	61 214	14 512	7 188	79	22
	\$1,000,000 to \$2,499,999 .....	383	569 972	121 226	29 536	14 338	23	1
	\$2,500,000 to \$4,999,999 .....	45	144 211	32 897	7 934	3 229	—	—
	\$5,000,000 or more .....	11	114 277	26 078	6 103	2 359	1	—
591	<b>Drug stores &amp; proprietary stores</b>							
	Establishments .....	756	896 707	108 444	23 948	7 949	455	155
	With annual receipts of—							
	Less than \$25,000 .....	3	D	D	D	a	D	D
	\$25,000 to \$29,999 .....	—	—	—	—	—	—	—
	\$30,000 to \$49,999 .....	9	344	66	15	9	7	2
	\$50,000 to \$99,999 .....	36	2 791	502	110	62	28	5
	\$100,000 to \$249,999 .....	158	D	D	D	e	D	D
	\$250,000 to \$299,999 .....	46	12 475	1 709	437	173	24	7
	\$300,000 to \$499,999 .....	145	55 892	7 332	1 666	707	112	46
	\$500,000 to \$999,999 .....	184	129 213	16 947	3 998	1 580	119	31
	\$1,000,000 to \$2,499,999 .....	103	166 555	22 970	4 981	1 841	20	3
	\$2,500,000 to \$4,999,999 .....	38	122 328	16 965	2 998	1 148	6	6
	\$5,000,000 or more .....	34	D	D	D	g	D	D
59, ex. 591	<b>Miscellaneous retail</b>							
	Establishments .....	1 899	853 004	112 005	26 795	9 667	975	261
	With annual receipts of—							
	Less than \$25,000 .....	41	664	243	89	44	26	6
	\$25,000 to \$29,999 .....	23	614	108	35	20	17	5
	\$30,000 to \$49,999 .....	107	4 170	834	233	151	86	15
	\$50,000 to \$99,999 .....	371	27 049	4 033	1 020	554	288	64
	\$100,000 to \$249,999 .....	572	91 109	13 803	3 224	1 483	333	108
	\$250,000 to \$299,999 .....	114	31 160	4 369	1 067	434	42	15
	\$300,000 to \$499,999 .....	267	104 160	14 335	3 497	1 337	106	32
	\$500,000 to \$999,999 .....	216	150 444	20 528	4 742	1 579	59	14
	\$1,000,000 to \$2,499,999 .....	134	199 692	23 848	5 895	1 971	15	2
	\$2,500,000 to \$4,999,999 .....	40	134 614	17 477	4 407	1 385	2	—
	\$5,000,000 or more .....	14	109 328	12 427	2 586	709	1	—

**Table 8. Employment Size of Establishments: 1997**

[Detail may not add to total because of rounding. For meaning of abbreviations and symbols, see introductory text. For explanation of terms, see Appendix A]

SIC code	Kind of business and employment size of establishment	Establishments (number)	Sales (\$1,000)	Annual payroll (\$1,000)	First-quarter payroll (\$1,000)	Paid employees for pay period including Mar. 12 (number)	Proprietors and partners (number)	Unpaid family workers (number)
	<b>RETAIL TRADE</b>							
	<b>Establishments</b> .....	<b>14 582</b>	<b>17 087 950</b>	<b>1 593 219</b>	<b>379 597</b>	<b>153 746</b>	<b>7 957</b>	<b>2 355</b>
	No employees .....	458	214 449	22 141	—	—	320	103
	1 employee .....	2 778	354 647	23 986	5 908	2 778	2 453	683
	2 employees .....	2 023	484 390	36 413	8 829	4 046	1 608	487
	3 or 4 employees .....	2 781	1 059 157	92 897	22 202	9 544	1 755	565
	5 or 6 employees .....	1 565	990 830	86 532	21 214	8 510	756	188
	7 to 9 employees .....	1 422	1 142 294	113 845	27 913	11 171	494	150
	10 to 14 employees .....	1 196	1 411 787	142 242	33 705	13 913	331	121
	15 to 19 employees .....	615	914 475	98 222	24 129	10 286	97	35
	20 to 49 employees .....	1 235	3 495 790	386 091	92 473	37 603	128	23
	50 employees or more .....	509	7 020 131	590 850	143 224	55 895	15	—
<b>52</b>	<b>Building materials, hardware, garden supply, &amp; mobile home dlr</b>							
	<b>Establishments</b> .....	<b>987</b>	<b>972 940</b>	<b>93 388</b>	<b>20 803</b>	<b>7 499</b>	<b>591</b>	<b>156</b>
	No employees .....	24	65 318	6 239	—	—	15	5
	1 employee .....	203	22 535	1 809	457	203	187	51
	2 employees .....	176	35 912	3 239	812	352	149	31
	3 or 4 employees .....	232	95 534	8 573	2 101	802	118	31
	5 or 6 employees .....	92	57 441	5 650	1 421	496	41	15
	7 to 9 employees .....	85	69 097	7 055	1 703	652	31	13
	10 to 14 employees .....	70	105 919	10 028	2 232	808	31	8
	15 to 19 employees .....	27	62 778	5 190	1 200	445	9	—
	20 to 49 employees .....	61	228 509	24 109	5 833	1 756	10	2
	50 employees or more .....	17	229 897	21 496	5 044	1 985	—	—
<b>53</b>	<b>General merchandise stores</b>							
	<b>Establishments</b> .....	<b>389</b>	<b>2 229 949</b>	<b>194 639</b>	<b>46 240</b>	<b>19 282</b>	<b>120</b>	<b>23</b>
	No employees .....	7	D	D	D	a	D	D
	1 employee .....	48	D	D	D	b	D	D
	2 employees .....	22	D	D	D	b	D	D
	3 or 4 employees .....	34	9 093	1 147	265	114	16	4
	5 or 6 employees .....	32	17 998	2 056	529	177	15	1
	7 to 9 employees .....	32	23 431	2 825	677	253	7	4
	10 to 14 employees .....	45	64 992	6 242	1 589	533	14	—
	15 to 19 employees .....	28	56 676	5 229	1 243	467	1	—
	20 to 49 employees .....	78	291 968	25 492	6 108	2 574	3	—
	50 employees or more .....	63	1 731 254	147 244	35 664	15 072	—	—
<b>54</b>	<b>Food stores</b>							
	<b>Establishments</b> .....	<b>2 066</b>	<b>3 620 616</b>	<b>266 834</b>	<b>65 025</b>	<b>29 088</b>	<b>1 490</b>	<b>506</b>
	No employees .....	76	24 524	2 457	—	—	65	23
	1 employee .....	479	58 361	3 633	901	479	485	170
	2 employees .....	289	57 599	4 091	1 018	578	269	83
	3 or 4 employees .....	365	113 084	9 563	2 376	1 243	320	117
	5 or 6 employees .....	180	83 679	7 894	1 938	978	141	35
	7 to 9 employees .....	157	94 624	10 006	2 457	1 235	84	31
	10 to 14 employees .....	143	140 500	13 717	3 280	1 690	62	31
	15 to 19 employees .....	53	81 688	7 273	1 760	901	18	6
	20 to 49 employees .....	159	622 121	46 555	11 284	5 165	38	10
	50 employees or more .....	165	2 344 436	161 645	40 011	16 819	8	—
<b>55 ex. 554</b>	<b>Automotive dealers, excluding gasoline service stations</b>							
	<b>Establishments</b> .....	<b>1 281</b>	<b>3 395 813</b>	<b>182 505</b>	<b>44 033</b>	<b>11 418</b>	<b>648</b>	<b>141</b>
	No employees .....	40	27 090	1 617	—	—	25	7
	1 employee .....	321	67 660	2 984	758	321	264	47
	2 employees .....	222	101 395	4 741	1 129	444	152	38
	3 or 4 employees .....	253	163 518	10 600	2 503	876	126	30
	5 or 6 employees .....	127	153 258	8 384	1 996	689	43	12
	7 to 9 employees .....	100	183 742	10 086	2 336	786	23	4
	10 to 14 employees .....	58	167 008	8 835	2 160	672	10	1
	15 to 19 employees .....	31	158 008	7 354	1 751	505	2	2
	20 to 49 employees .....	75	756 338	40 105	9 929	2 440	3	—
	50 employees or more .....	54	1 617 796	87 799	21 471	4 685	—	—
<b>554</b>	<b>Gasoline service stations</b>							
	<b>Establishments</b> .....	<b>1 115</b>	<b>1 141 336</b>	<b>54 707</b>	<b>13 003</b>	<b>5 550</b>	<b>835</b>	<b>271</b>
	No employees .....	35	D	D	D	a	D	D
	1 employee .....	157	52 833	1 458	326	157	153	34
	2 employees .....	156	91 572	2 785	659	312	143	60
	3 or 4 employees .....	314	245 351	10 113	2 354	1 093	265	83
	5 or 6 employees .....	195	235 550	10 773	2 533	1 056	123	41
	7 to 9 employees .....	138	191 017	10 423	2 656	1 074	71	19
	10 to 14 employees .....	80	178 886	10 134	2 337	918	36	19
	15 to 19 employees .....	23	51 179	3 171	891	386	11	1
	20 to 49 employees .....	14	46 005	3 171	729	359	7	—
	50 employees or more .....	3	D	D	D	c	D	D

**Table 8. Employment Size of Establishments: 1997—Con.**

[Detail may not add to total because of rounding. For meaning of abbreviations and symbols, see introductory text. For explanation of terms, see Appendix A]

SIC code	Kind of business and employment size of establishment	Establishments (number)	Sales (\$1,000)	Annual payroll (\$1,000)	First-quarter payroll (\$1,000)	Paid employees for pay period including Mar. 12 (number)	Proprietors and partners (number)	Unpaid family workers (number)	
56	<b>RETAIL TRADE—Con.</b>								
	<b>Apparel &amp; accessory stores</b>								
	Establishments .....	1 972	1 413 591	167 213	40 585	18 208	541	131	
	No employees .....	42	5 426	566	—	—	22	8	
	1 employee .....	281	25 279	2 325	579	281	229	53	
	2 employees .....	180	32 547	3 354	856	360	124	24	
	3 or 4 employees .....	274	87 884	10 280	2 420	939	92	27	
	5 or 6 employees .....	266	140 016	15 642	3 958	1 468	34	4	
	7 to 9 employees .....	342	237 839	26 866	6 850	2 716	19	4	
	10 to 14 employees .....	272	262 632	28 775	6 939	3 138	10	3	
	15 to 19 employees .....	135	154 955	18 361	4 461	2 247	6	8	
	20 to 49 employees .....	148	312 293	34 188	8 235	4 101	4	—	
	50 employees or more .....	32	154 720	26 856	6 287	2 958	1	—	
	57	<b>Home furniture, furnishings, &amp; equipment stores</b>							
		Establishments .....	1 096	1 119 401	105 594	25 049	8 089	385	97
No employees .....		21	4 283	283	—	—	11	5	
1 employee .....		194	25 541	2 007	515	194	126	35	
2 employees .....		156	40 224	3 554	836	312	86	25	
3 or 4 employees .....		238	101 954	9 324	2 202	824	80	23	
5 or 6 employees .....		154	114 944	10 353	2 556	845	42	7	
7 to 9 employees .....		112	124 175	11 777	2 795	877	26	1	
10 to 14 employees .....		107	190 762	16 801	3 838	1 246	9	1	
15 to 19 employees .....		40	118 347	8 631	2 101	675	1	—	
20 to 49 employees .....		58	204 916	26 426	6 331	1 693	4	—	
50 employees or more .....		16	194 255	16 438	3 875	1 423	—	—	
58		<b>Eating &amp; drinking places</b>							
		Establishments .....	3 021	1 444 593	307 890	74 116	36 996	1 917	614
		No employees .....	130	22 440	4 937	—	—	97	29
	1 employee .....	498	34 183	3 822	913	498	485	146	
	2 employees .....	395	38 570	5 493	1 333	790	390	124	
	3 or 4 employees .....	503	71 369	11 720	2 867	1 710	441	159	
	5 or 6 employees .....	221	49 754	8 747	2 220	1 187	171	40	
	7 to 9 employees .....	244	78 017	14 748	3 669	1 918	150	56	
	10 to 14 employees .....	220	91 449	19 569	4 828	2 591	99	46	
	15 to 19 employees .....	202	121 258	26 480	6 658	3 389	39	11	
	20 to 49 employees .....	487	584 205	126 729	31 018	14 887	40	3	
	50 employees or more .....	121	353 348	85 645	20 610	10 026	5	—	
	591	<b>Drug stores &amp; proprietary stores</b>							
		Establishments .....	756	896 707	108 444	23 948	7 949	455	155
		No employees .....	14	D	D	D	a	D	D
1 employee .....		82	D	D	D	b	D	D	
2 employees .....		85	D	D	D	c	D	D	
3 or 4 employees .....		149	48 644	5 207	1 220	509	116	45	
5 or 6 employees .....		110	54 082	6 236	1 467	596	84	21	
7 to 9 employees .....		71	50 007	6 222	1 469	555	45	3	
10 to 14 employees .....		99	99 160	14 490	2 960	1 150	36	10	
15 to 19 employees .....		33	42 895	7 249	1 932	555	7	5	
20 to 49 employees .....		91	295 946	38 228	7 956	2 804	11	5	
50 employees or more .....		22	D	D	D	g	D	D	
59, ex. 591		<b>Miscellaneous retail</b>							
		Establishments .....	1 899	853 004	112 005	26 795	9 667	975	261
		No employees .....	69	11 590	1 109	—	—	47	9
	1 employee .....	515	50 982	4 699	1 159	515	407	105	
	2 employees .....	342	63 241	6 780	1 666	684	204	67	
	3 or 4 employees .....	419	122 726	16 370	3 894	1 434	181	46	
	5 or 6 employees .....	188	84 108	10 797	2 596	1 018	62	12	
	7 to 9 employees .....	141	90 345	13 837	3 301	1 105	38	15	
	10 to 14 employees .....	102	110 479	13 651	3 542	1 167	24	2	
	15 to 19 employees .....	43	66 691	9 284	2 132	716	3	2	
	20 to 49 employees .....	64	153 489	21 088	5 050	1 824	8	3	
	50 employees or more .....	16	99 353	14 390	3 455	1 204	1	—	

**Table 9. Legal Form of Organization: 1997**

[Detail may not add to total because of rounding. For meaning of abbreviations and symbols, see introductory text. For explanation of terms, see Appendix A]

SIC code	Kind of business and legal form of organization	Firms (number)	Establishments (number)	Sales (\$1,000)	Annual payroll (\$1,000)	First-quarter payroll (\$1,000)	Paid employees for pay period including Mar. 12 (number)	Proprietors and partners (number)	Unpaid family workers (number)
	<b>RETAIL TRADE</b>								
	<b>All types</b> .....	<b>11 247</b>	<b>14 582</b>	<b>17 087 950</b>	<b>1 593 219</b>	<b>379 597</b>	<b>153 746</b>	<b>7 957</b>	<b>2 355</b>
	Corporations .....	4 190	7 418	14 688 088	1 381 937	329 498	128 047	—	—
	Private .....	2 936	4 971	10 199 375	943 440	223 056	84 688	—	—
	Public .....	59	665	2 448 740	231 532	55 473	21 972	—	—
	Not reported .....	1 195	1 782	2 039 973	206 965	50 969	21 387	—	—
	Individual proprietorships .....	6 812	6 916	2 251 457	195 554	46 526	24 061	7 685	2 311
	Other .....	245	248	148 405	15 728	3 573	1 638	272	44
<b>52</b>	<b>Building materials, hardware, garden supply, &amp; mobile home dlr</b>								
	<b>All types</b> .....	<b>899</b>	<b>987</b>	<b>972 940</b>	<b>93 388</b>	<b>20 803</b>	<b>7 499</b>	<b>591</b>	<b>156</b>
	Corporations .....	377	460	796 534	77 533	17 066	5 788	—	—
	Private .....	274	347	558 601	54 702	11 508	3 703	—	—
	Public .....	4	10	D	D	D	g	D	D
	Not reported .....	99	103	D	D	D	f	D	D
	Individual proprietorships .....	504	509	163 571	14 157	3 469	1 603	563	152
	Other .....	18	18	12 835	1 698	268	108	28	4
<b>53</b>	<b>General merchandise stores</b>								
	<b>All types</b> .....	<b>191</b>	<b>389</b>	<b>2 229 949</b>	<b>194 639</b>	<b>46 240</b>	<b>19 282</b>	<b>120</b>	<b>23</b>
	Corporations .....	93	290	2 203 952	192 248	45 664	18 941	—	—
	Private .....	69	207	835 224	78 368	18 214	7 032	—	—
	Public .....	3	36	1 105 110	79 726	18 365	9 082	—	—
	Not reported .....	21	47	263 618	34 154	9 085	2 827	—	—
	Individual proprietorships .....	95	96	25 118	2 296	552	333	118	23
	Other .....	3	3	879	95	24	8	2	—
<b>54</b>	<b>Food stores</b>								
	<b>All types</b> .....	<b>1 759</b>	<b>2 066</b>	<b>3 620 616</b>	<b>266 834</b>	<b>65 025</b>	<b>29 088</b>	<b>1 490</b>	<b>506</b>
	Corporations .....	438	731	3 149 541	224 936	55 051	23 717	—	—
	Private .....	298	535	2 934 232	206 445	50 513	21 473	—	—
	Public .....	4	19	10 593	1 313	335	207	—	—
	Not reported .....	136	177	204 716	17 178	4 203	2 037	—	—
	Individual proprietorships .....	1 277	1 289	435 224	38 658	9 257	5 002	1 433	491
	Other .....	44	46	35 851	3 240	717	369	57	15
<b>55 ex. 554</b>	<b>Automotive dealers, excluding gasoline service stations</b>								
	<b>All types</b> .....	<b>1 132</b>	<b>1 281</b>	<b>3 395 813</b>	<b>182 505</b>	<b>44 033</b>	<b>11 418</b>	<b>648</b>	<b>141</b>
	Corporations .....	539	685	3 139 854	167 931	40 629	9 929	—	—
	Private .....	383	513	2 685 339	139 312	33 717	7 978	—	—
	Public .....	1	1	D	D	D	e	D	D
	Not reported .....	155	171	D	D	D	j	D	D
	Individual proprietorships .....	571	574	239 312	13 624	3 171	1 409	615	139
	Other .....	22	22	16 647	950	233	80	33	2
<b>554</b>	<b>Gasoline service stations</b>								
	<b>All types</b> .....	<b>1 046</b>	<b>1 115</b>	<b>1 141 336</b>	<b>54 707</b>	<b>13 003</b>	<b>5 550</b>	<b>835</b>	<b>271</b>
	Corporations .....	269	335	503 172	27 883	6 746	2 526	—	—
	Private .....	172	208	295 872	17 071	4 056	1 564	—	—
	Public .....	3	12	D	D	D	c	D	D
	Not reported .....	94	115	D	D	D	f	D	D
	Individual proprietorships .....	749	752	603 897	24 819	5 836	2 840	819	268
	Other .....	28	28	34 267	2 005	421	184	16	3
<b>56</b>	<b>Apparel &amp; accessory stores</b>								
	<b>All types</b> .....	<b>878</b>	<b>1 972</b>	<b>1 413 591</b>	<b>167 213</b>	<b>40 585</b>	<b>18 208</b>	<b>541</b>	<b>131</b>
	Corporations .....	408	1 485	1 314 562	155 994	37 851	16 825	—	—
	Private .....	291	815	650 889	92 298	21 815	9 454	—	—
	Public .....	10	261	367 902	31 480	7 655	3 576	—	—
	Not reported .....	107	409	295 771	32 216	8 381	3 795	—	—
	Individual proprietorships .....	454	470	94 822	10 551	2 557	1 334	520	130
	Other .....	16	17	4 207	668	177	49	21	1
<b>57</b>	<b>Home furniture &amp; furnishings stores</b>								
	<b>All types</b> .....	<b>786</b>	<b>1 096</b>	<b>1 119 401</b>	<b>105 594</b>	<b>25 049</b>	<b>8 089</b>	<b>385</b>	<b>97</b>
	Corporations .....	444	746	1 007 090	94 740	22 433	6 960	—	—
	Private .....	326	548	752 807	71 455	16 720	4 996	—	—
	Public .....	10	46	92 382	9 035	2 392	590	—	—
	Not reported .....	108	152	161 901	14 250	3 321	1 374	—	—
	Individual proprietorships .....	324	332	105 059	10 091	2 424	1 052	365	96
	Other .....	18	18	7 252	763	192	77	20	1
<b>58</b>	<b>Eating &amp; drinking places</b>								
	<b>All types</b> .....	<b>2 454</b>	<b>3 021</b>	<b>1 444 593</b>	<b>307 890</b>	<b>74 116</b>	<b>36 996</b>	<b>1 917</b>	<b>614</b>
	Corporations .....	738	1 295	1 160 598	258 892	62 297	29 838	—	—
	Private .....	480	852	771 663	180 024	43 293	20 192	—	—
	Public .....	9	158	D	D	D	h	D	D
	Not reported .....	249	285	D	D	D	i	D	D
	Individual proprietorships .....	1 653	1 663	267 258	44 956	10 859	6 590	1 859	607
	Other .....	63	63	16 737	4 042	960	568	58	7

See footnotes at end of table.



**Table 9. Legal Form of Organization: 1997—Con.**

[Detail may not add to total because of rounding. For meaning of abbreviations and symbols, see introductory text. For explanation of terms, see Appendix A]

SIC code	Kind of business and legal form of organization	Firms (number)	Estab- lishments (number)	Sales (\$1,000)	Annual payroll (\$1,000)	First-quarter payroll (\$1,000)	Paid employees for pay period including Mar. 12 (number)	Proprietors and partners (number)	Unpaid family workers (number)
	<b>RETAIL TRADE—Con.</b>								
<b>591</b>	<b>Drug stores &amp; proprietary stores</b>								
	<b>All types .....</b>	<b>632</b>	<b>756</b>	<b>896 707</b>	<b>108 444</b>	<b>23 948</b>	<b>7 949</b>	<b>455</b>	<b>155</b>
	Corporations .....	262	383	734 120	90 029	19 748	6 180	—	—
	Private .....	212	285	312 352	44 769	9 322	3 716	—	—
	Public .....	4	49	D	D	D	g	D	D
	Not reported .....	46	49	D	D	D	e	D	D
	Individual proprietorships .....	356	359	152 028	17 005	3 818	1 656	440	146
	Other .....	14	14	10 559	1 410	382	113	15	9
<b>59, ex. 591</b>	<b>Miscellaneous retail</b>								
	<b>All types .....</b>	<b>1 520</b>	<b>1 899</b>	<b>853 004</b>	<b>112 005</b>	<b>26 795</b>	<b>9 667</b>	<b>975</b>	<b>261</b>
	Corporations .....	660	1 008	678 665	91 751	22 013	7 343	—	—
	Private .....	455	661	402 396	58 996	13 898	4 580	—	—
	Public .....	12	73	76 879	10 519	2 518	708	—	—
	Not reported .....	193	274	199 390	22 236	5 597	2 055	—	—
	Individual proprietorships .....	841	872	165 168	19 397	4 583	2 242	953	259
	Other .....	19	19	9 171	857	199	82	22	2

Note: "Other" includes establishments whose legal form of organization was other than corporations or individual proprietors. Establishments not including their legal form of organization were assigned to one of the three classifications based on their company name.

**Table 10. Class of Customer by Kind of Business: 1997**

[Detail may not add to total because of rounding. For meaning of abbreviations and symbols, see introductory text. For explanation of terms, see Appendix A]

SIC code	Kind of business	Establishments (number)	Sales (\$1,000)	Percent distribution of sales—	
				To household consumers and individuals	To retailers; wholesalers; institutional, commercial, professional, and farm users (for use in farm production); and government
	<b>Retail trade</b> .....	<b>14 582</b>	<b>17 087 950</b>	<b>97.1</b>	<b>2.9</b>
<b>52</b>	<b>Building materials, hardware, garden supply, &amp; mobile home dlr</b> .....	<b>987</b>	<b>972 940</b>	<b>91.0</b>	<b>9.0</b>
521	Lumber & other building materials dealers .....	213	334 484	90.7	9.3
523	Paint, glass, & wallpaper stores .....	110	79 469	91.8	8.2
525	Hardware stores .....	577	535 345	90.9	9.1
526	Retail nurseries, lawn & garden supply stores .....	86	D	D	D
527	Mobile home dealers .....	1	D	D	D
<b>53</b>	<b>General merchandise stores</b> .....	<b>389</b>	<b>2 229 949</b>	<b>D</b>	<b>D</b>
531	Department stores <sup>1</sup> .....	47	1 260 163	100.0	—
533	Variety stores .....	133	238 265	D	D
539	Miscellaneous general merchandise stores .....	209	731 521	D	D
<b>54</b>	<b>Food stores</b> .....	<b>2 066</b>	<b>3 620 616</b>	<b>99.1</b>	<b>.9</b>
541	Grocery stores .....	1 119	3 264 024	99.1	.9
542	Meat & fish (seafood) markets, including freezer provisioners .....	79	19 822	99.3	.7
543	Fruit & vegetable markets .....	33	9 833	98.4	1.6
544	Candy, nut, & confectionery stores .....	40	13 312	96.3	3.7
545	Dairy products stores .....	85	35 570	99.9	.1
546	Retail bakeries .....	623	239 387	98.5	1.5
549	Miscellaneous food stores .....	87	38 668	98.9	1.1
<b>55 ex. 554</b>	<b>Automotive dealers, excluding gasoline service stations</b> .....	<b>1 281</b>	<b>3 395 813</b>	<b>96.3</b>	<b>3.7</b>
551	Motor vehicle dealers (new & used) .....	257	2 508 858	95.7	4.3
552	Motor vehicle dealers (used only) .....	173	210 833	99.4	.6
553	Auto & home supply stores .....	805	631 662	97.2	2.8
555	Boat dealers .....	28	16 550	D	D
556	Recreational vehicle dealers .....	15	23 476	98.1	1.9
557	Motorcycle dealers .....	3	4 434	D	D
559	Automotive dealers, nec .....	—	—	—	—
<b>554</b>	<b>Gasoline service stations</b> .....	<b>1 115</b>	<b>1 141 336</b>	<b>98.8</b>	<b>1.2</b>
<b>56</b>	<b>Apparel &amp; accessory stores</b> .....	<b>1 972</b>	<b>1 413 591</b>	<b>99.3</b>	<b>.7</b>
561	Men's & boys' clothing & accessory stores .....	380	259 202	99.3	.7
562	Women's clothing stores .....	505	342 431	99.7	.3
563	Women's accessory & specialty stores .....	95	43 993	97.3	2.7
564	Children's & infants' wear stores .....	75	21 968	99.9	.1
565	Family clothing stores .....	308	303 942	99.8	.2
566	Shoe stores .....	537	391 875	99.7	.3
569	Miscellaneous apparel & accessory stores .....	72	50 180	92.8	7.2
<b>57</b>	<b>Home furniture, furnishings, &amp; equipment stores</b> .....	<b>1 096</b>	<b>1 119 401</b>	<b>96.2</b>	<b>3.8</b>
571	Home furniture & furnishings stores .....	605	610 934	97.6	2.4
572	Household appliance stores .....	160	141 820	97.3	2.7
573	Radio, television, consumer electronics, & music stores .....	331	366 647	93.3	6.7
<b>58</b>	<b>Eating &amp; drinking places</b> .....	<b>3 021</b>	<b>1 444 593</b>	<b>99.8</b>	<b>.2</b>
581	Eating & drinking places .....	3 021	1 444 593	99.8	.2
<b>591</b>	<b>Drug stores &amp; proprietary stores</b> .....	<b>756</b>	<b>896 707</b>	<b>D</b>	<b>D</b>
<b>59, ex. 591</b>	<b>Miscellaneous retail</b> .....	<b>1 899</b>	<b>853 004</b>	<b>97.9</b>	<b>2.1</b>
592	Liquor stores .....	76	24 743	99.7	.3
593	Used merchandise stores .....	14	1 534	98.4	1.6
594	Miscellaneous shopping goods stores .....	1 061	502 462	98.4	1.6
596	Nonstore retailers .....	39	50 577	99.3	.7
598	Fuel dealers .....	118	42 742	94.3	5.7
599	Retail stores, nec .....	591	230 946	96.9	3.1

<sup>1</sup>Includes sales from catalog order desks.

**Table 11. Summary Statistics by Mall or Shopping Center Location for Commercial Regions: 1997**

[Detail may not add to total because of rounding. For meaning of abbreviations and symbols, see introductory text. For explanation of terms, see Appendix A]

SIC code	Kind of business and mall or shopping center location	Establishments (number)	Sales (\$1,000)	Annual payroll (\$1,000)	First-quarter payroll (\$1,000)	Paid employees for pay period including Mar. 12 (number)	Proprietors & partners (number)	Unpaid family workers (number)
<b>PUERTO RICO</b>								
	<b>Retail trade</b> .....	<b>14 582</b>	<b>17 087 950</b>	<b>1 593 219</b>	<b>379 597</b>	<b>153 746</b>	<b>7 957</b>	<b>2 355</b>
	In a mall or shopping center .....	1 635	4 565 643	442 483	106 280	44 222	325	132
	Not in a mall or shopping center .....	7 595	7 199 547	698 803	164 237	63 877	4 882	1 886
	Not reported .....	5 352	5 322 760	451 933	109 080	45 647	2 750	337
<b>52</b>	<b>Building materials, hardware, garden supply, &amp; mobile home dlr</b> .....	<b>987</b>	<b>972 940</b>	<b>93 388</b>	<b>20 803</b>	<b>7 499</b>	<b>591</b>	<b>156</b>
	In a mall or shopping center .....	23	D	D	D	c	D	D
	Not in a mall or shopping center .....	648	642 291	62 197	13 240	4 605	389	123
	Not reported .....	316	D	D	D	h	D	D
521	Lumber & other building materials .....	213	334 484	32 361	7 505	2 795	123	31
	In a mall or shopping center .....	1	D	D	D	b	D	D
	Not in a mall or shopping center .....	125	152 388	14 901	3 323	1 162	67	22
	Not reported .....	87	D	D	D	g	D	D
523	Paint, glass, & wallpaper stores .....	110	79 469	6 604	1 682	519	44	18
	In a mall or shopping center .....	6	D	D	D	a	D	D
	Not in a mall or shopping center .....	85	41 968	4 466	1 140	338	30	7
	Not reported .....	19	D	D	D	c	D	D
525	Hardware stores .....	577	535 345	51 268	10 801	3 871	361	99
	In a mall or shopping center .....	14	11 723	1 735	354	136	6	2
	Not in a mall or shopping center .....	399	434 717	40 706	8 267	2 920	264	90
	Not reported .....	164	88 905	8 827	2 180	815	91	7
526	Retail nurseries, lawn & garden supply stores .....	86	D	D	D	e	D	D
	In a mall or shopping center .....	2	D	D	D	a	D	D
	Not in a mall or shopping center .....	39	13 218	2 124	510	185	28	4
	Not reported .....	45	10 160	997	300	125	32	3
527	Mobile home dealers .....	1	D	D	D	a	D	D
	In a mall or shopping center .....	—	—	—	—	—	—	—
	Not in a mall or shopping center .....	—	—	—	—	—	—	—
	Not reported .....	1	D	D	D	a	D	D
<b>53</b>	<b>General merchandise stores</b> .....	<b>389</b>	<b>2 229 949</b>	<b>194 639</b>	<b>46 240</b>	<b>19 282</b>	<b>120</b>	<b>23</b>
	In a mall or shopping center .....	92	1 583 971	134 290	32 069	13 747	4	—
	Not in a mall or shopping center .....	191	345 242	35 275	8 385	3 180	68	16
	Not reported .....	106	300 736	25 074	5 786	2 355	48	7
531	Department stores <sup>1</sup> .....	47	1 260 163	120 288	28 623	12 240	—	—
	In a mall or shopping center .....	42	D	D	D	j	D	D
	Not in a mall or shopping center .....	3	D	D	D	c	D	D
	Not reported .....	2	D	D	D	f	D	D
533	Variety stores .....	133	238 265	23 016	5 813	2 649	27	6
	In a mall or shopping center .....	25	D	D	D	f	D	D
	Not in a mall or shopping center .....	77	D	D	D	g	D	D
	Not reported .....	31	24 370	5 414	1 342	742	11	3
539	Miscellaneous general merchandise stores .....	209	731 521	51 335	11 804	4 393	93	17
	In a mall or shopping center .....	25	D	D	D	g	D	D
	Not in a mall or shopping center .....	111	208 540	22 104	5 284	1 986	53	13
	Not reported .....	73	D	D	D	g	D	D
<b>54</b>	<b>Food stores</b> .....	<b>2 066</b>	<b>3 620 616</b>	<b>266 834</b>	<b>65 025</b>	<b>29 088</b>	<b>1 490</b>	<b>506</b>
	In a mall or shopping center .....	185	1 376 260	98 313	24 624	10 183	46	28
	Not in a mall or shopping center .....	1 104	1 181 381	98 047	23 133	11 023	906	415
	Not reported .....	777	1 062 975	70 474	17 268	7 882	538	63
541	Grocery stores .....	1 119	3 264 024	219 609	53 902	23 351	771	253
	In a mall or shopping center .....	114	1 339 977	92 930	23 393	9 477	17	11
	Not in a mall or shopping center .....	594	1 005 344	70 525	16 642	7 880	491	213
	Not reported .....	411	918 703	56 154	13 867	5 994	263	29
542	Meat & fish (seafood) markets, including freezer provisioners .....	79	19 822	1 653	405	212	65	13
	In a mall or shopping center .....	2	D	D	D	a	D	D
	Not in a mall or shopping center .....	24	D	D	D	b	D	D
	Not reported .....	53	13 605	1 127	286	150	44	4
543	Fruit & vegetable markets .....	33	9 833	723	179	100	33	8
	In a mall or shopping center .....	2	D	D	D	a	D	D
	Not in a mall or shopping center .....	17	D	D	D	b	D	D
	Not reported .....	14	4 146	404	97	57	14	2
544	Candy, nut, & confectionery stores .....	40	13 312	1 261	304	182	32	6
	In a mall or shopping center .....	6	D	D	D	b	D	D
	Not in a mall or shopping center .....	16	D	D	D	b	D	D
	Not reported .....	18	7 008	543	137	101	12	1
545	Dairy products stores .....	85	35 570	3 731	970	495	33	6
	In a mall or shopping center .....	19	D	D	D	c	D	D
	Not in a mall or shopping center .....	34	D	D	D	c	D	D
	Not reported .....	32	9 927	1 040	247	110	11	—
546	Retail bakeries .....	623	239 387	35 735	8 275	4 279	525	218
	In a mall or shopping center .....	26	18 311	2 822	597	395	14	12
	Not in a mall or shopping center .....	373	125 823	22 976	5 309	2 549	333	179
	Not reported .....	224	95 253	9 937	2 369	1 335	178	27
549	Miscellaneous food stores .....	87	38 668	4 122	990	469	31	2
	In a mall or shopping center .....	16	6 896	1 085	266	90	5	1
	Not in a mall or shopping center .....	46	17 439	1 768	459	244	10	1
	Not reported .....	25	14 333	1 269	265	135	16	—

**Table 11. Summary Statistics by Mall or Shopping Center Location for Commercial Regions: 1997—Con.**

[Detail may not add to total because of rounding. For meaning of abbreviations and symbols, see introductory text. For explanation of terms, see Appendix A]

SIC code	Kind of business and mall or shopping center location	Establishments (number)	Sales (\$1,000)	Annual payroll (\$1,000)	First-quarter payroll (\$1,000)	Paid employees for pay period including Mar. 12 (number)	Proprietors & partners (number)	Unpaid family workers (number)
<b>PUERTO RICO—Con.</b>								
<b>55 ex. 554</b>	<b>Automotive dealers, excluding gasoline service stations</b>	<b>1 281</b>	<b>3 395 813</b>	<b>182 505</b>	<b>44 033</b>	<b>11 418</b>	<b>648</b>	<b>141</b>
	In a mall or shopping center	23	D	D	D	f	D	D
	Not in a mall or shopping center	786	1 972 983	113 234	27 859	7 152	409	117
	Not reported	472	D	D	D	h	D	D
551	Motor vehicle dealers (new & used)	257	2 508 858	93 274	22 604	5 188	44	6
	In a mall or shopping center	2	D	D	D	a	D	D
	Not in a mall or shopping center	148	1 464 236	56 251	14 098	3 371	17	2
	Not reported	107	D	D	D	g	D	D
552	Motor vehicle dealers (used only)	173	210 833	7 856	1 946	722	73	28
	In a mall or shopping center	—	—	—	—	—	—	—
	Not in a mall or shopping center	118	132 704	4 206	984	341	51	28
	Not reported	55	78 129	3 650	962	381	22	—
553	Auto & home supply stores	805	631 662	77 733	18 655	5 285	514	105
	In a mall or shopping center	20	D	D	D	f	D	D
	Not in a mall or shopping center	497	347 133	49 936	12 138	3 298	335	86
	Not reported	288	D	D	D	g	D	D
555	Boat dealers	28	16 550	1 037	236	97	13	2
	In a mall or shopping center	1	D	D	D	a	D	D
	Not in a mall or shopping center	12	D	D	D	b	D	D
	Not reported	15	7 308	441	111	52	10	1
556	Recreational vehicle dealers	15	23 476	2 507	569	116	3	—
	In a mall or shopping center	—	—	—	—	—	—	—
	Not in a mall or shopping center	10	D	D	D	b	D	D
	Not reported	5	D	D	D	a	D	D
557	Motorcycle dealers	3	4 434	98	23	10	1	—
	In a mall or shopping center	—	—	—	—	—	—	—
	Not in a mall or shopping center	1	D	D	D	a	D	D
	Not reported	2	D	D	D	a	D	D
559	Automotive dealers, nec.	—	—	—	—	—	—	—
	In a mall or shopping center	—	—	—	—	—	—	—
	Not in a mall or shopping center	—	—	—	—	—	—	—
	Not reported	—	—	—	—	—	—	—
<b>554</b>	<b>Gasoline service stations</b>	<b>1 115</b>	<b>1 141 336</b>	<b>54 707</b>	<b>13 003</b>	<b>5 550</b>	<b>835</b>	<b>271</b>
	In a mall or shopping center	20	30 177	1 987	436	211	16	11
	Not in a mall or shopping center	652	664 100	31 587	7 474	3 135	518	214
	Not reported	443	447 059	21 133	5 093	2 204	301	46
<b>56</b>	<b>Apparel &amp; accessory stores</b>	<b>1 972</b>	<b>1 413 591</b>	<b>167 213</b>	<b>40 585</b>	<b>18 208</b>	<b>541</b>	<b>131</b>
	In a mall or shopping center	458	520 986	58 312	13 834	5 856	49	13
	Not in a mall or shopping center	640	295 705	43 733	10 305	4 637	285	94
	Not reported	874	596 900	65 168	16 446	7 715	207	24
561	Men's & boys' clothing & accessory stores	380	259 202	34 223	8 036	3 049	124	30
	In a mall or shopping center	91	100 872	12 057	2 826	1 094	13	4
	Not in a mall or shopping center	150	69 631	8 852	2 085	846	71	23
	Not reported	139	88 699	13 314	3 125	1 109	40	3
562	Women's clothing stores	505	342 431	47 431	11 336	5 769	151	31
	In a mall or shopping center	104	93 793	14 596	3 648	1 767	10	1
	Not in a mall or shopping center	135	58 617	14 206	3 256	1 473	71	17
	Not reported	266	190 021	18 629	4 432	2 529	70	13
563	Women's accessory & specialty stores	95	43 993	5 270	1 418	600	34	8
	In a mall or shopping center	28	13 146	1 674	491	167	8	1
	Not in a mall or shopping center	30	9 601	1 165	311	136	17	6
	Not reported	37	21 246	2 431	616	297	9	1
564	Children's & infants' wear stores	75	21 968	3 776	882	522	27	4
	In a mall or shopping center	30	10 614	1 549	389	213	8	3
	Not in a mall or shopping center	24	6 256	1 397	304	186	9	1
	Not reported	21	5 098	830	189	123	10	—
565	Family clothing stores	308	303 942	27 767	6 628	2 782	115	40
	In a mall or shopping center	71	163 568	11 922	2 828	1 220	4	1
	Not in a mall or shopping center	173	91 918	10 277	2 464	1 040	81	36
	Not reported	64	48 456	5 568	1 336	522	30	3
566	Shoe stores	537	391 875	42 271	10 792	4 725	49	11
	In a mall or shopping center	121	120 997	13 292	2 952	1 124	3	2
	Not in a mall or shopping center	108	55 072	7 404	1 777	901	18	7
	Not reported	308	215 806	21 575	6 063	2 700	28	2
569	Miscellaneous apparel & accessory stores	72	50 180	6 475	1 493	761	41	7
	In a mall or shopping center	13	17 996	3 222	700	271	3	1
	Not in a mall or shopping center	20	4 610	432	108	55	18	4
	Not reported	39	27 574	2 821	685	435	20	2
<b>57</b>	<b>Home furniture, furnishings, &amp; equipment stores</b>	<b>1 096</b>	<b>1 119 401</b>	<b>105 594</b>	<b>25 049</b>	<b>8 089</b>	<b>385</b>	<b>97</b>
	In a mall or shopping center	112	179 895	15 469	3 857	1 200	8	2
	Not in a mall or shopping center	630	608 292	58 719	13 690	4 223	270	87
	Not reported	354	331 214	31 406	7 502	2 666	107	8
571	Home furniture & furnishings stores	605	610 934	54 635	12 976	4 387	218	55
	In a mall or shopping center	22	38 763	3 392	811	252	—	—
	Not in a mall or shopping center	413	426 887	37 465	8 864	2 861	158	51
	Not reported	170	145 284	13 778	3 301	1 274	60	4
572	Household appliance stores	160	141 820	14 909	3 505	1 052	71	14
	In a mall or shopping center	10	10 716	646	150	52	2	—
	Not in a mall or shopping center	98	86 235	9 626	2 223	649	51	14
	Not reported	52	44 869	4 637	1 132	351	18	—

**Table 11. Summary Statistics by Mall or Shopping Center Location for Commercial Regions: 1997—Con.**

[Detail may not add to total because of rounding. For meaning of abbreviations and symbols, see introductory text. For explanation of terms, see Appendix A]

SIC code	Kind of business and mall or shopping center location	Establishments (number)	Sales (\$1,000)	Annual payroll (\$1,000)	First-quarter payroll (\$1,000)	Paid employees for pay period including Mar. 12 (number)	Proprietors & partners (number)	Unpaid family workers (number)
	<b>PUERTO RICO—Con.</b>							
<b>57</b>	<b>Home furniture, furnishings, &amp; equipment stores—Con.</b>							
573	Radio, television, consumer electronics, & music stores .....	331	366 647	36 050	8 568	2 650	96	28
	In a mall or shopping center .....	80	130 416	11 431	2 896	896	6	2
	Not in a mall or shopping center .....	119	95 170	11 628	2 603	713	61	22
	Not reported .....	132	141 061	12 991	3 069	1 041	29	4
<b>58</b>	<b>Eating &amp; drinking places .....</b>	<b>3 021</b>	<b>1 444 593</b>	<b>307 890</b>	<b>74 116</b>	<b>36 996</b>	<b>1 917</b>	<b>614</b>
	In a mall or shopping center .....	336	284 028	60 110	14 264	7 416	91	30
	Not in a mall or shopping center .....	1 549	670 844	148 398	35 797	17 791	1 117	483
	Not reported .....	1 136	489 721	99 382	24 055	11 789	709	101
581	Eating & drinking places .....	3 021	1 444 593	307 890	74 116	36 996	1 917	614
	In a mall or shopping center .....	336	284 028	60 110	14 264	7 416	91	30
	Not in a mall or shopping center .....	1 549	670 844	148 398	35 797	17 791	1 117	483
	Not reported .....	1 136	489 721	99 382	24 055	11 789	709	101
<b>591</b>	<b>Drug stores &amp; proprietary stores .....</b>	<b>756</b>	<b>896 707</b>	<b>108 444</b>	<b>23 948</b>	<b>7 949</b>	<b>455</b>	<b>155</b>
	In a mall or shopping center .....	109	310 587	34 099	7 638	2 465	28	12
	Not in a mall or shopping center .....	490	498 207	63 643	13 770	4 434	342	134
	Not reported .....	157	87 913	10 702	2 540	1 050	85	9
<b>59, ex. 591</b>	<b>Miscellaneous retail .....</b>	<b>1 899</b>	<b>853 004</b>	<b>112 005</b>	<b>26 795</b>	<b>9 667</b>	<b>975</b>	<b>261</b>
	In a mall or shopping center .....	277	182 883	25 609	6 092	2 206	67	21
	Not in a mall or shopping center .....	905	320 502	43 970	10 584	3 697	578	203
	Not reported .....	717	349 619	42 426	10 119	3 764	330	37
592	Liquor stores .....	76	24 743	1 676	407	177	58	12
	In a mall or shopping center .....	3	D	D	D	a	D	D
	Not in a mall or shopping center .....	47	13 119	984	240	110	37	6
	Not reported .....	26	D	D	D	b	D	D
593	Used merchandise stores .....	14	1 534	239	54	29	8	—
	In a mall or shopping center .....	—	—	—	—	—	—	—
	Not in a mall or shopping center .....	—	—	—	—	—	—	—
	Not reported .....	14	1 534	239	54	29	8	—
594	Miscellaneous shopping goods stores .....	1 061	502 462	59 819	14 323	5 478	512	153
	In a mall or shopping center .....	170	112 917	13 159	3 325	1 280	48	14
	Not in a mall or shopping center .....	532	174 071	22 514	5 293	2 037	324	118
	Not reported .....	359	215 474	24 146	5 705	2 161	140	21
596	Nonstore retailers .....	39	50 577	8 980	2 031	465	19	1
	In a mall or shopping center .....	3	D	D	D	a	D	D
	Not in a mall or shopping center .....	20	30 437	6 164	1 376	295	13	1
	Not reported .....	16	D	D	D	c	D	D
598	Fuel dealers .....	118	42 742	5 286	1 430	490	89	29
	In a mall or shopping center .....	1	D	D	D	a	D	D
	Not in a mall or shopping center .....	88	34 860	4 341	1 203	399	67	25
	Not reported .....	29	D	D	D	b	D	D
599	Retail stores, nec .....	591	230 946	36 005	8 550	3 028	289	66
	In a mall or shopping center .....	100	64 968	12 183	2 700	904	15	6
	Not in a mall or shopping center .....	218	68 015	9 967	2 472	856	137	53
	Not reported .....	273	97 963	13 855	3 378	1 268	137	7

See footnotes at end of table.

Table 11. **Summary Statistics by Mall or Shopping Center Location for Commercial Regions: 1997—Con.**

[Detail may not add to total because of rounding. For meaning of abbreviations and symbols, see introductory text. For explanation of terms, see Appendix A]

SIC code	Kind of business and mall or shopping center location	Establishments (number)	Sales (\$1,000)	Annual payroll (\$1,000)	First-quarter payroll (\$1,000)	Paid employees for pay period including Mar. 12 (number)	Proprietors & partners (number)	Unpaid family workers (number)
<b>Aguadilla Region</b>								
	<b>Retail trade</b> .....	<b>1 049</b>	<b>679 804</b>	<b>62 571</b>	<b>15 267</b>	<b>7 658</b>	<b>831</b>	<b>264</b>
	In a mall or shopping center .....	70	154 829	14 702	3 606	1 837	24	12
	Not in a mall or shopping center .....	620	361 989	32 693	7 855	3 915	538	207
	Not reported .....	359	162 986	15 176	3 806	1 906	269	45
52	<b>Building materials, hardware, garden supply, &amp; mobile home dlr</b> .....	<b>84</b>	<b>44 852</b>	<b>3 529</b>	<b>880</b>	<b>394</b>	<b>70</b>	<b>7</b>
	In a mall or shopping center .....	—	—	—	—	—	—	—
	Not in a mall or shopping center .....	60	37 133	2 845	707	312	50	6
	Not reported .....	24	7 719	684	173	82	20	1
53	<b>General merchandise stores</b> .....	<b>28</b>	<b>74 271</b>	<b>7 077</b>	<b>1 682</b>	<b>817</b>	<b>13</b>	<b>4</b>
	In a mall or shopping center .....	7	58 449	5 608	1 322	654	—	—
	Not in a mall or shopping center .....	14	14 102	1 248	308	136	8	3
	Not reported .....	7	1 720	221	52	27	5	1
54	<b>Food stores</b> .....	<b>165</b>	<b>196 331</b>	<b>14 890</b>	<b>3 771</b>	<b>2 023</b>	<b>154</b>	<b>65</b>
	In a mall or shopping center .....	11	64 027	4 591	1 216	663	3	2
	Not in a mall or shopping center .....	92	74 938	5 747	1 392	808	91	48
	Not reported .....	62	57 366	4 552	1 163	552	60	15
55 ex. 554	<b>Automotive dealers, excluding gasoline service stations</b> .....	<b>118</b>	<b>94 129</b>	<b>5 166</b>	<b>1 117</b>	<b>426</b>	<b>92</b>	<b>32</b>
	In a mall or shopping center .....	1	D	D	D	a	D	D
	Not in a mall or shopping center .....	89	79 758	4 482	940	345	70	28
	Not reported .....	28	D	D	D	b	D	D
554	<b>Gasoline service stations</b> .....	<b>81</b>	<b>57 953</b>	<b>2 548</b>	<b>643</b>	<b>302</b>	<b>76</b>	<b>26</b>
	In a mall or shopping center .....	1	D	D	D	a	D	D
	Not in a mall or shopping center .....	49	40 342	1 667	436	199	46	20
	Not reported .....	31	D	D	D	c	D	D
56	<b>Apparel &amp; accessory stores</b> .....	<b>134</b>	<b>48 901</b>	<b>5 310</b>	<b>1 280</b>	<b>736</b>	<b>68</b>	<b>14</b>
	In a mall or shopping center .....	16	8 818	896	210	120	5	1
	Not in a mall or shopping center .....	58	16 866	1 890	423	251	38	9
	Not reported .....	60	23 217	2 524	647	365	25	4
57	<b>Home furniture, furnishings, &amp; equipment stores</b> ...	<b>68</b>	<b>34 197</b>	<b>3 039</b>	<b>752</b>	<b>290</b>	<b>56</b>	<b>19</b>
	In a mall or shopping center .....	5	D	D	D	b	D	D
	Not in a mall or shopping center .....	42	18 778	1 576	380	174	40	17
	Not reported .....	21	D	D	D	b	D	D
58	<b>Eating &amp; drinking places</b> .....	<b>190</b>	<b>64 473</b>	<b>13 276</b>	<b>3 303</b>	<b>1 955</b>	<b>145</b>	<b>49</b>
	In a mall or shopping center .....	17	10 227	2 058	476	267	6	2
	Not in a mall or shopping center .....	104	35 009	7 901	2 003	1 201	88	37
	Not reported .....	69	19 237	3 317	824	487	51	10
591	<b>Drug stores &amp; proprietary stores</b> .....	<b>58</b>	<b>36 544</b>	<b>4 388</b>	<b>997</b>	<b>368</b>	<b>52</b>	<b>18</b>
	In a mall or shopping center .....	5	5 975	768	179	59	2	—
	Not in a mall or shopping center .....	42	27 005	3 233	736	269	41	18
	Not reported .....	11	3 564	387	82	40	9	—
59, ex. 591	<b>Miscellaneous retail</b> .....	<b>123</b>	<b>28 153</b>	<b>3 348</b>	<b>842</b>	<b>347</b>	<b>105</b>	<b>30</b>
	In a mall or shopping center .....	7	3 196	359	105	36	4	4
	Not in a mall or shopping center .....	70	18 058	2 104	530	220	66	21
	Not reported .....	46	6 899	885	207	91	35	5
<b>Arecibo Region</b>								
	<b>Retail trade</b> .....	<b>1 459</b>	<b>1 356 885</b>	<b>124 370</b>	<b>29 678</b>	<b>12 764</b>	<b>978</b>	<b>312</b>
	In a mall or shopping center .....	133	423 729	39 826	9 635	4 144	27	10
	Not in a mall or shopping center .....	835	588 314	52 893	12 395	5 315	639	248
	Not reported .....	491	344 842	31 651	7 648	3 305	312	54
52	<b>Building materials, hardware, garden supply, &amp; mobile home dlr</b> .....	<b>112</b>	<b>75 268</b>	<b>6 674</b>	<b>1 565</b>	<b>622</b>	<b>94</b>	<b>33</b>
	In a mall or shopping center .....	2	D	D	D	b	D	D
	Not in a mall or shopping center .....	74	61 000	4 949	1 194	450	66	26
	Not reported .....	36	D	D	D	c	D	D
53	<b>General merchandise stores</b> .....	<b>38</b>	<b>178 791</b>	<b>16 417</b>	<b>4 042</b>	<b>1 789</b>	<b>15</b>	<b>7</b>
	In a mall or shopping center .....	10	138 501	12 451	3 103	1 434	—	—
	Not in a mall or shopping center .....	18	32 672	3 361	792	300	8	—
	Not reported .....	10	7 618	605	147	55	7	3
54	<b>Food stores</b> .....	<b>221</b>	<b>367 641</b>	<b>24 268</b>	<b>5 870</b>	<b>2 702</b>	<b>179</b>	<b>63</b>
	In a mall or shopping center .....	16	160 648	10 016	2 513	958	6	3
	Not in a mall or shopping center .....	129	112 409	8 905	2 059	1 122	113	48
	Not reported .....	76	94 584	5 347	1 298	622	60	12
55 ex. 554	<b>Automotive dealers, excluding gasoline service stations</b> .....	<b>134</b>	<b>175 178</b>	<b>12 172</b>	<b>2 874</b>	<b>860</b>	<b>80</b>	<b>12</b>
	In a mall or shopping center .....	2	D	D	D	b	D	D
	Not in a mall or shopping center .....	84	113 553	5 510	1 343	448	47	12
	Not reported .....	48	D	D	D	e	D	D
554	<b>Gasoline service stations</b> .....	<b>131</b>	<b>117 343</b>	<b>4 929</b>	<b>1 176</b>	<b>535</b>	<b>115</b>	<b>34</b>
	In a mall or shopping center .....	1	D	D	D	a	D	D
	Not in a mall or shopping center .....	91	D	D	D	e	D	D
	Not reported .....	39	D	D	D	c	D	D
56	<b>Apparel &amp; accessory stores</b> .....	<b>180</b>	<b>127 362</b>	<b>15 671</b>	<b>3 665</b>	<b>1 711</b>	<b>59</b>	<b>16</b>
	In a mall or shopping center .....	37	46 331	5 588	1 220	599	9	4
	Not in a mall or shopping center .....	73	34 001	5 474	1 278	531	31	8
	Not reported .....	70	47 030	4 609	1 167	581	19	4
57	<b>Home furniture, furnishings, &amp; equipment stores</b> ...	<b>106</b>	<b>68 103</b>	<b>6 153</b>	<b>1 513</b>	<b>534</b>	<b>46</b>	<b>13</b>
	In a mall or shopping center .....	11	8 198	804	242	74	2	1
	Not in a mall or shopping center .....	69	44 507	3 870	930	323	38	12
	Not reported .....	26	15 398	1 479	341	137	6	—

**Table 11. Summary Statistics by Mall or Shopping Center Location for Commercial Regions: 1997—Con.**

[Detail may not add to total because of rounding. For meaning of abbreviations and symbols, see introductory text. For explanation of terms, see Appendix A]

SIC code	Kind of business and mall or shopping center location	Establishments (number)	Sales (\$1,000)	Annual payroll (\$1,000)	First-quarter payroll (\$1,000)	Paid employees for pay period including Mar. 12 (number)	Proprietors & partners (number)	Unpaid family workers (number)
<b>Arecibo Region—Con.</b>								
58	<b>Eating &amp; drinking places</b> .....	<b>269</b>	<b>99 181</b>	<b>19 615</b>	<b>4 764</b>	<b>2 486</b>	<b>214</b>	<b>79</b>
	In a mall or shopping center .....	28	27 487	5 170	1 263	674	4	—
	Not in a mall or shopping center .....	137	36 644	7 860	1 833	1 011	127	63
	Not reported .....	104	35 050	6 585	1 668	801	83	16
591	<b>Drug stores &amp; proprietary stores</b> .....	<b>96</b>	<b>88 871</b>	<b>11 042</b>	<b>2 447</b>	<b>756</b>	<b>74</b>	<b>23</b>
	In a mall or shopping center .....	10	27 254	2 917	675	182	2	—
	Not in a mall or shopping center .....	71	51 596	7 001	1 519	459	63	23
	Not reported .....	15	10 021	1 124	253	115	9	—
59, ex. 591	<b>Miscellaneous retail</b> .....	<b>172</b>	<b>59 147</b>	<b>7 429</b>	<b>1 762</b>	<b>769</b>	<b>102</b>	<b>32</b>
	In a mall or shopping center .....	16	D	D	D	b	D	D
	Not in a mall or shopping center .....	89	D	D	D	e	D	D
	Not reported .....	67	35 514	4 163	974	393	33	5
<b>Bayamón Region</b>								
	<b>Retail trade</b> .....	<b>2 097</b>	<b>2 674 449</b>	<b>217 011</b>	<b>50 996</b>	<b>20 616</b>	<b>1 202</b>	<b>330</b>
	In a mall or shopping center .....	228	653 353	63 982	14 903	6 310	53	19
	Not in a mall or shopping center .....	1 108	1 144 164	88 474	20 801	8 124	736	258
	Not reported .....	761	876 932	64 555	15 292	6 182	413	53
52	<b>Building materials, hardware, garden supply, &amp; mobile home dlr</b> .....	<b>159</b>	<b>132 122</b>	<b>11 220</b>	<b>2 741</b>	<b>981</b>	<b>90</b>	<b>22</b>
	In a mall or shopping center .....	4	D	D	D	a	D	D
	Not in a mall or shopping center .....	110	87 142	6 707	1 654	581	58	19
	Not reported .....	45	D	D	D	e	D	D
53	<b>General merchandise stores</b> .....	<b>50</b>	<b>359 313</b>	<b>26 440</b>	<b>5 601</b>	<b>2 339</b>	<b>17</b>	<b>2</b>
	In a mall or shopping center .....	11	152 985	13 172	2 545	1 265	—	—
	Not in a mall or shopping center .....	23	51 642	4 475	1 142	446	6	2
	Not reported .....	16	154 686	8 793	1 914	628	11	—
54	<b>Food stores</b> .....	<b>332</b>	<b>568 610</b>	<b>38 453</b>	<b>9 469</b>	<b>4 204</b>	<b>244</b>	<b>76</b>
	In a mall or shopping center .....	23	233 684	16 023	3 964	1 674	4	5
	Not in a mall or shopping center .....	183	148 835	10 730	2 612	1 259	147	66
	Not reported .....	126	186 091	11 700	2 893	1 271	93	5
55 ex. 554	<b>Automotive dealers, excluding gasoline service stations</b> .....	<b>235</b>	<b>625 019</b>	<b>26 560</b>	<b>6 228</b>	<b>1 670</b>	<b>120</b>	<b>18</b>
	In a mall or shopping center .....	6	D	D	D	c	D	D
	Not in a mall or shopping center .....	139	423 164	17 263	4 065	987	70	12
	Not reported .....	90	D	D	D	f	D	D
554	<b>Gasoline service stations</b> .....	<b>163</b>	<b>176 706</b>	<b>8 231</b>	<b>1 876</b>	<b>789</b>	<b>120</b>	<b>40</b>
	In a mall or shopping center .....	3	3 894	178	47	19	3	3
	Not in a mall or shopping center .....	92	96 704	4 404	1 013	438	70	31
	Not reported .....	68	76 108	3 649	816	332	47	6
56	<b>Apparel &amp; accessory stores</b> .....	<b>285</b>	<b>214 842</b>	<b>25 422</b>	<b>6 180</b>	<b>2 670</b>	<b>91</b>	<b>31</b>
	In a mall or shopping center .....	71	76 732	8 556	2 126	805	7	3
	Not in a mall or shopping center .....	77	34 534	4 865	1 133	501	50	16
	Not reported .....	137	103 576	12 001	2 921	1 364	34	12
57	<b>Home furniture, furnishings, &amp; equipment stores</b> .....	<b>152</b>	<b>185 007</b>	<b>16 608</b>	<b>3 764</b>	<b>1 299</b>	<b>55</b>	<b>17</b>
	In a mall or shopping center .....	14	35 257	2 326	576	174	—	—
	Not in a mall or shopping center .....	97	102 911	9 968	2 238	736	44	11
	Not reported .....	41	46 839	4 314	950	389	11	6
58	<b>Eating &amp; drinking places</b> .....	<b>356</b>	<b>169 971</b>	<b>33 923</b>	<b>8 332</b>	<b>4 328</b>	<b>254</b>	<b>70</b>
	In a mall or shopping center .....	43	59 582	12 688	3 116	1 555	19	1
	Not in a mall or shopping center .....	193	78 094	15 079	3 656	2 002	153	58
	Not reported .....	120	32 295	6 156	1 560	771	82	11
591	<b>Drug stores &amp; proprietary stores</b> .....	<b>121</b>	<b>147 284</b>	<b>17 304</b>	<b>3 818</b>	<b>1 222</b>	<b>79</b>	<b>22</b>
	In a mall or shopping center .....	17	49 166	5 507	1 216	389	6	3
	Not in a mall or shopping center .....	81	87 445	10 348	2 184	730	61	18
	Not reported .....	23	10 673	1 449	418	103	12	1
59, ex. 591	<b>Miscellaneous retail</b> .....	<b>244</b>	<b>95 575</b>	<b>12 850</b>	<b>2 987</b>	<b>1 114</b>	<b>132</b>	<b>32</b>
	In a mall or shopping center .....	36	23 854	2 695	655	251	11	3
	Not in a mall or shopping center .....	113	33 693	4 635	1 104	444	77	25
	Not reported .....	95	38 028	5 520	1 228	419	44	4
<b>Caguas Region</b>								
	<b>Retail trade</b> .....	<b>1 997</b>	<b>2 304 640</b>	<b>198 936</b>	<b>45 884</b>	<b>19 501</b>	<b>1 075</b>	<b>302</b>
	In a mall or shopping center .....	186	550 203	46 047	10 979	4 698	40	24
	Not in a mall or shopping center .....	1 069	1 135 423	98 497	21 587	8 927	676	242
	Not reported .....	742	619 014	54 392	13 318	5 876	359	36
52	<b>Building materials, hardware, garden supply, &amp; mobile home dlr</b> .....	<b>132</b>	<b>212 700</b>	<b>20 261</b>	<b>3 484</b>	<b>1 346</b>	<b>76</b>	<b>17</b>
	In a mall or shopping center .....	2	D	D	D	b	D	D
	Not in a mall or shopping center .....	77	157 469	15 166	2 173	828	43	13
	Not reported .....	53	D	D	D	e	D	D
53	<b>General merchandise stores</b> .....	<b>66</b>	<b>341 689</b>	<b>24 457</b>	<b>5 631</b>	<b>2 467</b>	<b>14</b>	<b>3</b>
	In a mall or shopping center .....	13	271 165	17 803	3 973	1 798	—	—
	Not in a mall or shopping center .....	33	43 106	3 957	998	395	11	2
	Not reported .....	20	27 418	2 697	660	274	3	1
54	<b>Food stores</b> .....	<b>294</b>	<b>442 237</b>	<b>37 395</b>	<b>8 854</b>	<b>3 874</b>	<b>219</b>	<b>64</b>
	In a mall or shopping center .....	20	113 737	8 401	2 168	836	7	7
	Not in a mall or shopping center .....	164	176 001	17 476	3 906	1 754	140	52
	Not reported .....	110	152 499	11 518	2 780	1 284	72	5
55 ex. 554	<b>Automotive dealers, excluding gasoline service stations</b> .....	<b>178</b>	<b>501 960</b>	<b>24 099</b>	<b>5 827</b>	<b>1 631</b>	<b>77</b>	<b>16</b>
	In a mall or shopping center .....	1	D	D	D	b	D	D
	Not in a mall or shopping center .....	119	391 114	17 613	4 334	1 238	51	13
	Not reported .....	58	D	D	D	e	D	D

Table 11. **Summary Statistics by Mall or Shopping Center Location for Commercial Regions: 1997—Con.**

[Detail may not add to total because of rounding. For meaning of abbreviations and symbols, see introductory text. For explanation of terms, see Appendix A]

SIC code	Kind of business and mall or shopping center location	Establishments (number)	Sales (\$1,000)	Annual payroll (\$1,000)	First-quarter payroll (\$1,000)	Paid employees for pay period including Mar. 12 (number)	Proprietors & partners (number)	Unpaid family workers (number)
<b>Caguas Region—Con.</b>								
554	<b>Gasoline service stations</b> .....	<b>166</b>	<b>150 958</b>	<b>6 941</b>	<b>1 631</b>	<b>768</b>	<b>115</b>	<b>43</b>
	In a mall or shopping center .....	2	D	D	D	a	D	D
	Not in a mall or shopping center .....	100	93 699	4 307	1 012	457	74	32
	Not reported .....	64	D	D	D	e	D	D
56	<b>Apparel &amp; accessory stores</b> .....	<b>277</b>	<b>172 479</b>	<b>19 026</b>	<b>4 669</b>	<b>2 427</b>	<b>65</b>	<b>15</b>
	In a mall or shopping center .....	55	50 321	5 609	1 457	752	5	2
	Not in a mall or shopping center .....	100	44 212	5 477	1 263	627	42	12
	Not reported .....	122	77 946	7 940	1 949	1 048	18	1
57	<b>Home furniture, furnishings, &amp; equipment stores</b> ...	<b>143</b>	<b>139 244</b>	<b>12 590</b>	<b>2 915</b>	<b>979</b>	<b>43</b>	<b>14</b>
	In a mall or shopping center .....	12	14 059	1 270	300	88	—	—
	Not in a mall or shopping center .....	80	58 614	5 749	1 321	439	32	14
	Not reported .....	51	66 571	5 571	1 294	452	11	—
58	<b>Eating &amp; drinking places</b> .....	<b>407</b>	<b>155 578</b>	<b>31 603</b>	<b>7 896</b>	<b>4 195</b>	<b>287</b>	<b>86</b>
	In a mall or shopping center .....	40	25 915	5 329	1 252	670	12	5
	Not in a mall or shopping center .....	208	82 513	16 859	4 036	2 233	167	70
	Not reported .....	159	47 150	9 415	2 608	1 292	108	11
591	<b>Drug stores &amp; proprietary stores</b> .....	<b>105</b>	<b>118 782</b>	<b>14 659</b>	<b>3 091</b>	<b>1 076</b>	<b>60</b>	<b>20</b>
	In a mall or shopping center .....	13	42 775	4 624	1 028	311	3	3
	Not in a mall or shopping center .....	68	62 558	8 457	1 684	599	42	14
	Not reported .....	24	13 449	1 578	379	166	15	3
59, ex. 591	<b>Miscellaneous retail</b> .....	<b>229</b>	<b>69 013</b>	<b>7 905</b>	<b>1 886</b>	<b>738</b>	<b>119</b>	<b>24</b>
	In a mall or shopping center .....	28	18 848	1 705	405	138	7	1
	Not in a mall or shopping center .....	120	26 137	3 436	860	357	74	20
	Not reported .....	81	24 028	2 764	621	243	38	3
<b>Fajardo Region</b>								
	<b>Retail trade</b> .....	<b>496</b>	<b>433 167</b>	<b>43 342</b>	<b>10 055</b>	<b>4 694</b>	<b>291</b>	<b>98</b>
	In a mall or shopping center .....	52	136 310	14 348	3 136	1 476	10	5
	Not in a mall or shopping center .....	261	179 315	18 002	4 258	1 893	182	83
	Not reported .....	183	117 542	10 992	2 661	1 325	99	10
52	<b>Building materials, hardware, garden supply, &amp; mobile home dir</b> .....	<b>42</b>	<b>22 474</b>	<b>2 206</b>	<b>519</b>	<b>195</b>	<b>29</b>	<b>11</b>
	In a mall or shopping center .....	2	D	D	D	a	D	D
	Not in a mall or shopping center .....	29	D	D	D	c	D	D
	Not reported .....	11	D	D	D	b	D	D
53	<b>General merchandise stores</b> .....	<b>14</b>	<b>58 933</b>	<b>6 842</b>	<b>1 328</b>	<b>742</b>	<b>3</b>	<b>—</b>
	In a mall or shopping center .....	4	D	D	D	f	D	D
	Not in a mall or shopping center .....	5	D	D	D	b	D	D
	Not reported .....	5	D	D	D	b	D	D
54	<b>Food stores</b> .....	<b>79</b>	<b>119 289</b>	<b>7 562</b>	<b>1 790</b>	<b>835</b>	<b>56</b>	<b>19</b>
	In a mall or shopping center .....	4	D	D	D	e	D	D
	Not in a mall or shopping center .....	41	D	D	D	e	D	D
	Not reported .....	34	D	D	D	c	D	D
55 ex. 554	<b>Automotive dealers, excluding gasoline service stations</b> .....	<b>40</b>	<b>42 001</b>	<b>2 906</b>	<b>720</b>	<b>220</b>	<b>14</b>	<b>2</b>
	In a mall or shopping center .....	1	D	D	D	a	D	D
	Not in a mall or shopping center .....	21	D	D	D	c	D	D
	Not reported .....	18	D	D	D	b	D	D
554	<b>Gasoline service stations</b> .....	<b>40</b>	<b>41 242</b>	<b>1 969</b>	<b>436</b>	<b>167</b>	<b>33</b>	<b>10</b>
	In a mall or shopping center .....	—	—	—	—	—	—	—
	Not in a mall or shopping center .....	24	22 663	1 111	227	85	22	8
	Not reported .....	16	18 579	858	209	82	11	2
56	<b>Apparel &amp; accessory stores</b> .....	<b>54</b>	<b>34 174</b>	<b>3 811</b>	<b>950</b>	<b>428</b>	<b>10</b>	<b>3</b>
	In a mall or shopping center .....	13	10 846	1 274	309	119	—	—
	Not in a mall or shopping center .....	18	8 034	960	242	108	5	1
	Not reported .....	23	15 294	1 577	399	201	5	2
57	<b>Home furniture, furnishings, &amp; equipment stores</b> ...	<b>23</b>	<b>18 883</b>	<b>1 435</b>	<b>336</b>	<b>117</b>	<b>12</b>	<b>6</b>
	In a mall or shopping center .....	2	D	D	D	b	D	D
	Not in a mall or shopping center .....	12	12 912	835	197	59	8	6
	Not reported .....	9	D	D	D	b	D	D
58	<b>Eating &amp; drinking places</b> .....	<b>126</b>	<b>53 743</b>	<b>11 597</b>	<b>2 783</b>	<b>1 521</b>	<b>88</b>	<b>34</b>
	In a mall or shopping center .....	14	8 719	2 033	495	249	5	3
	Not in a mall or shopping center .....	67	25 953	5 191	1 227	695	57	28
	Not reported .....	45	19 071	4 373	1 061	577	26	3
591	<b>Drug stores &amp; proprietary stores</b> .....	<b>26</b>	<b>24 796</b>	<b>2 850</b>	<b>629</b>	<b>248</b>	<b>22</b>	<b>7</b>
	In a mall or shopping center .....	2	D	D	D	c	D	D
	Not in a mall or shopping center .....	18	D	D	D	c	D	D
	Not reported .....	6	1 711	229	40	25	6	1
59, ex. 591	<b>Miscellaneous retail</b> .....	<b>52</b>	<b>17 632</b>	<b>2 164</b>	<b>564</b>	<b>221</b>	<b>24</b>	<b>6</b>
	In a mall or shopping center .....	10	D	D	D	b	D	D
	Not in a mall or shopping center .....	26	D	D	D	c	D	D
	Not reported .....	16	D	D	D	b	D	D



Table 11. **Summary Statistics by Mall or Shopping Center Location for Commercial Regions: 1997—Con.**

[Detail may not add to total because of rounding. For meaning of abbreviations and symbols, see introductory text. For explanation of terms, see Appendix A]

SIC code	Kind of business and mall or shopping center location	Establishments (number)	Sales (\$1,000)	Annual payroll (\$1,000)	First-quarter payroll (\$1,000)	Paid employees for pay period including Mar. 12 (number)	Proprietors & partners (number)	Unpaid family workers (number)
	<b>Guayama Region</b>							
	<b>Retail trade</b> .....	<b>395</b>	<b>327 264</b>	<b>35 693</b>	<b>7 749</b>	<b>3 561</b>	<b>240</b>	<b>87</b>
	In a mall or shopping center .....	30	84 750	8 854	2 038	966	3	2
	Not in a mall or shopping center .....	223	154 579	18 921	3 841	1 696	151	74
	Not reported .....	142	87 935	7 918	1 870	899	86	11
52	<b>Building materials, hardware, garden supply, &amp; mobile home dlr</b> .....	<b>26</b>	<b>16 592</b>	<b>2 039</b>	<b>356</b>	<b>144</b>	<b>18</b>	<b>4</b>
	In a mall or shopping center .....	—	—	—	—	—	—	—
	Not in a mall or shopping center .....	18	12 838	1 166	292	100	11	4
	Not reported .....	8	3 754	873	64	44	7	—
53	<b>General merchandise stores</b> .....	<b>17</b>	<b>56 790</b>	<b>5 789</b>	<b>1 400</b>	<b>649</b>	<b>5</b>	<b>—</b>
	In a mall or shopping center .....	3	46 321	4 686	1 122	531	—	—
	Not in a mall or shopping center .....	11	D	D	D	c	D	D
	Not reported .....	3	D	D	D	a	D	D
54	<b>Food stores</b> .....	<b>61</b>	<b>88 569</b>	<b>6 585</b>	<b>1 559</b>	<b>733</b>	<b>42</b>	<b>18</b>
	In a mall or shopping center .....	1	D	D	D	c	D	D
	Not in a mall or shopping center .....	39	D	D	D	e	D	D
	Not reported .....	21	D	D	D	c	D	D
55 ex. 554	<b>Automotive dealers, excluding gasoline service stations</b> .....	<b>27</b>	<b>28 769</b>	<b>1 706</b>	<b>391</b>	<b>141</b>	<b>23</b>	<b>4</b>
	In a mall or shopping center .....	1	D	D	D	b	D	D
	Not in a mall or shopping center .....	14	D	D	D	b	D	D
	Not reported .....	12	D	D	D	b	D	D
554	<b>Gasoline service stations</b> .....	<b>43</b>	<b>35 849</b>	<b>1 808</b>	<b>516</b>	<b>158</b>	<b>35</b>	<b>16</b>
	In a mall or shopping center .....	—	—	—	—	—	—	—
	Not in a mall or shopping center .....	20	D	D	D	b	D	D
	Not reported .....	23	D	D	D	b	D	D
56	<b>Apparel &amp; accessory stores</b> .....	<b>52</b>	<b>25 331</b>	<b>2 828</b>	<b>673</b>	<b>356</b>	<b>11</b>	<b>6</b>
	In a mall or shopping center .....	11	7 024	827	175	81	—	—
	Not in a mall or shopping center .....	19	6 768	811	193	99	7	6
	Not reported .....	22	11 539	1 190	305	176	4	—
57	<b>Home furniture, furnishings, &amp; equipment stores</b> .....	<b>25</b>	<b>14 639</b>	<b>1 875</b>	<b>467</b>	<b>162</b>	<b>5</b>	<b>—</b>
	In a mall or shopping center .....	3	D	D	D	b	D	D
	Not in a mall or shopping center .....	11	5 505	796	194	68	2	—
	Not reported .....	11	D	D	D	b	D	D
58	<b>Eating &amp; drinking places</b> .....	<b>82</b>	<b>25 144</b>	<b>5 278</b>	<b>1 250</b>	<b>729</b>	<b>61</b>	<b>20</b>
	In a mall or shopping center .....	7	4 632	1 052	248	153	—	—
	Not in a mall or shopping center .....	42	13 005	2 625	599	367	33	14
	Not reported .....	33	7 507	1 601	403	209	28	6
591	<b>Drug stores &amp; proprietary stores</b> .....	<b>23</b>	<b>19 681</b>	<b>5 753</b>	<b>621</b>	<b>302</b>	<b>18</b>	<b>7</b>
	In a mall or shopping center .....	2	D	D	D	b	D	D
	Not in a mall or shopping center .....	21	D	D	D	e	D	D
	Not reported .....	—	—	—	—	—	—	—
59, ex. 591	<b>Miscellaneous retail</b> .....	<b>39</b>	<b>15 900</b>	<b>2 032</b>	<b>516</b>	<b>187</b>	<b>22</b>	<b>12</b>
	In a mall or shopping center .....	2	D	D	D	a	D	D
	Not in a mall or shopping center .....	28	10 573	1 345	338	116	17	12
	Not reported .....	9	D	D	D	b	D	D
	<b>Mayagüez Region</b>							
	<b>Retail trade</b> .....	<b>1 265</b>	<b>1 188 343</b>	<b>112 764</b>	<b>27 733</b>	<b>11 874</b>	<b>861</b>	<b>295</b>
	In a mall or shopping center .....	135	371 923	37 220	9 184	3 938	25	3
	Not in a mall or shopping center .....	722	503 576	46 870	11 665	5 015	588	250
	Not reported .....	408	312 844	28 674	6 884	2 921	248	42
52	<b>Building materials, hardware, garden supply, &amp; mobile home dlr</b> .....	<b>82</b>	<b>71 527</b>	<b>6 206</b>	<b>1 532</b>	<b>620</b>	<b>58</b>	<b>11</b>
	In a mall or shopping center .....	3	D	D	D	a	D	D
	Not in a mall or shopping center .....	57	38 364	3 265	782	325	42	11
	Not reported .....	22	D	D	D	e	D	D
53	<b>General merchandise stores</b> .....	<b>30</b>	<b>165 039</b>	<b>15 678</b>	<b>3 955</b>	<b>1 721</b>	<b>14</b>	<b>4</b>
	In a mall or shopping center .....	10	D	D	D	g	D	D
	Not in a mall or shopping center .....	13	8 749	823	193	92	9	2
	Not reported .....	7	D	D	D	b	D	D
54	<b>Food stores</b> .....	<b>225</b>	<b>295 356</b>	<b>22 297</b>	<b>5 536</b>	<b>2 672</b>	<b>193</b>	<b>73</b>
	In a mall or shopping center .....	14	D	D	D	f	D	D
	Not in a mall or shopping center .....	144	136 193	10 798	2 608	1 270	136	59
	Not reported .....	67	D	D	D	e	D	D
55 ex. 554	<b>Automotive dealers, excluding gasoline service stations</b> .....	<b>102</b>	<b>205 757</b>	<b>12 194</b>	<b>2 835</b>	<b>798</b>	<b>60</b>	<b>16</b>
	In a mall or shopping center .....	1	D	D	D	b	D	D
	Not in a mall or shopping center .....	66	126 184	5 748	1 507	486	42	12
	Not reported .....	35	D	D	D	c	D	D
554	<b>Gasoline service stations</b> .....	<b>111</b>	<b>89 686</b>	<b>4 535</b>	<b>1 082</b>	<b>528</b>	<b>97</b>	<b>33</b>
	In a mall or shopping center .....	2	D	D	D	b	D	D
	Not in a mall or shopping center .....	62	46 298	2 284	521	258	59	31
	Not reported .....	47	D	D	D	c	D	D
56	<b>Apparel &amp; accessory stores</b> .....	<b>144</b>	<b>90 151</b>	<b>11 535</b>	<b>2 903</b>	<b>1 327</b>	<b>43</b>	<b>6</b>
	In a mall or shopping center .....	36	35 040	3 411	872	345	9	—
	Not in a mall or shopping center .....	47	19 371	4 018	957	467	18	6
	Not reported .....	61	35 740	4 106	1 074	515	16	—
57	<b>Home furniture, furnishings, &amp; equipment stores</b> .....	<b>91</b>	<b>76 433</b>	<b>7 913</b>	<b>1 994</b>	<b>653</b>	<b>41</b>	<b>10</b>
	In a mall or shopping center .....	7	9 519	993	226	90	1	—
	Not in a mall or shopping center .....	53	38 540	4 805	1 246	350	29	10
	Not reported .....	31	28 374	2 115	522	213	11	—

**Table 11. Summary Statistics by Mall or Shopping Center Location for Commercial Regions: 1997—Con.**

[Detail may not add to total because of rounding. For meaning of abbreviations and symbols, see introductory text. For explanation of terms, see Appendix A]

SIC code	Kind of business and mall or shopping center location	Establishments (number)	Sales (\$1,000)	Annual payroll (\$1,000)	First-quarter payroll (\$1,000)	Paid employees for pay period including Mar. 12 (number)	Proprietors & partners (number)	Unpaid family workers (number)
<b>Mayagüez Region—Con.</b>								
<b>58</b>	<b>Eating &amp; drinking places</b> .....	<b>266</b>	<b>81 350</b>	<b>17 233</b>	<b>3 942</b>	<b>2 276</b>	<b>213</b>	<b>82</b>
	In a mall or shopping center .....	32	26 054	5 486	1 194	586	4	1
	Not in a mall or shopping center .....	155	37 108	7 649	1 760	1 146	149	69
	Not reported .....	79	18 188	4 098	988	544	60	12
<b>591</b>	<b>Drug stores &amp; proprietary stores</b> .....	<b>61</b>	<b>57 013</b>	<b>8 164</b>	<b>2 265</b>	<b>604</b>	<b>37</b>	<b>18</b>
	In a mall or shopping center .....	7	20 191	2 278	522	167	—	—
	Not in a mall or shopping center .....	43	33 495	5 372	1 610	375	30	16
	Not reported .....	11	3 327	514	133	62	7	2
<b>59, ex. 591</b>	<b>Miscellaneous retail</b> .....	<b>153</b>	<b>56 031</b>	<b>7 009</b>	<b>1 689</b>	<b>675</b>	<b>105</b>	<b>42</b>
	In a mall or shopping center .....	23	12 020	2 043	518	172	4	—
	Not in a mall or shopping center .....	82	19 274	2 108	481	246	74	34
	Not reported .....	48	24 737	2 858	690	257	27	8
<b>Ponce Region</b>								
	<b>Retail trade</b> .....	<b>1 456</b>	<b>1 395 024</b>	<b>133 589</b>	<b>32 042</b>	<b>14 434</b>	<b>917</b>	<b>311</b>
	In a mall or shopping center .....	155	320 255	32 850	7 912	3 458	44	20
	Not in a mall or shopping center .....	811	669 676	62 356	14 950	6 734	597	254
	Not reported .....	490	405 093	38 383	9 180	4 242	276	37
<b>52</b>	<b>Building materials, hardware, garden supply, &amp; mobile home dlr</b> .....	<b>99</b>	<b>88 020</b>	<b>8 646</b>	<b>2 036</b>	<b>798</b>	<b>75</b>	<b>26</b>
	In a mall or shopping center .....	2	D	D	D	a	D	D
	Not in a mall or shopping center .....	70	D	D	D	e	D	D
	Not reported .....	27	D	D	D	e	D	D
<b>53</b>	<b>General merchandise stores</b> .....	<b>41</b>	<b>172 873</b>	<b>16 979</b>	<b>4 038</b>	<b>1 671</b>	<b>11</b>	<b>1</b>
	In a mall or shopping center .....	9	95 477	9 727	2 257	947	1	—
	Not in a mall or shopping center .....	19	D	D	D	e	D	D
	Not reported .....	13	D	D	D	e	D	D
<b>54</b>	<b>Food stores</b> .....	<b>218</b>	<b>411 670</b>	<b>30 958</b>	<b>7 470</b>	<b>3 802</b>	<b>169</b>	<b>62</b>
	In a mall or shopping center .....	15	D	D	D	f	D	D
	Not in a mall or shopping center .....	123	199 083	14 099	3 398	1 844	107	56
	Not reported .....	80	D	D	D	f	D	D
<b>55 ex. 554</b>	<b>Automotive dealers, excluding gasoline service stations</b> .....	<b>100</b>	<b>137 372</b>	<b>9 183</b>	<b>2 226</b>	<b>690</b>	<b>57</b>	<b>17</b>
	In a mall or shopping center .....	2	D	D	D	b	D	D
	Not in a mall or shopping center .....	68	88 237	5 628	1 346	425	42	14
	Not reported .....	30	D	D	D	c	D	D
<b>554</b>	<b>Gasoline service stations</b> .....	<b>128</b>	<b>119 329</b>	<b>5 777</b>	<b>1 345</b>	<b>598</b>	<b>102</b>	<b>28</b>
	In a mall or shopping center .....	4	5 169	189	48	20	3	2
	Not in a mall or shopping center .....	77	75 703	3 808	876	397	61	20
	Not reported .....	47	38 457	1 780	421	181	38	6
<b>56</b>	<b>Apparel &amp; accessory stores</b> .....	<b>210</b>	<b>128 411</b>	<b>14 397</b>	<b>3 532</b>	<b>1 640</b>	<b>73</b>	<b>23</b>
	In a mall or shopping center .....	35	32 974	3 169	724	320	6	1
	Not in a mall or shopping center .....	89	43 758	5 756	1 361	647	42	22
	Not reported .....	86	51 679	5 472	1 447	673	25	—
<b>57</b>	<b>Home furniture, furnishings, &amp; equipment stores</b> .....	<b>118</b>	<b>82 597</b>	<b>8 464</b>	<b>2 006</b>	<b>690</b>	<b>60</b>	<b>11</b>
	In a mall or shopping center .....	10	8 772	836	222	69	—	—
	Not in a mall or shopping center .....	75	47 175	5 148	1 216	420	46	11
	Not reported .....	33	26 650	2 480	568	201	14	—
<b>58</b>	<b>Eating &amp; drinking places</b> .....	<b>273</b>	<b>103 057</b>	<b>20 569</b>	<b>4 919</b>	<b>2 888</b>	<b>200</b>	<b>82</b>
	In a mall or shopping center .....	37	19 490	4 011	965	557	14	8
	Not in a mall or shopping center .....	138	50 619	9 971	2 441	1 362	115	59
	Not reported .....	98	32 948	6 587	1 513	969	71	15
<b>591</b>	<b>Drug stores &amp; proprietary stores</b> .....	<b>78</b>	<b>97 122</b>	<b>11 528</b>	<b>2 679</b>	<b>897</b>	<b>48</b>	<b>18</b>
	In a mall or shopping center .....	8	29 534	3 268	736	247	2	—
	Not in a mall or shopping center .....	54	56 289	6 550	1 548	484	40	18
	Not reported .....	16	11 299	1 710	395	166	6	—
<b>59, ex. 591</b>	<b>Miscellaneous retail</b> .....	<b>191</b>	<b>54 573</b>	<b>7 088</b>	<b>1 791</b>	<b>760</b>	<b>122</b>	<b>43</b>
	In a mall or shopping center .....	33	15 814	2 248	595	214	11	6
	Not in a mall or shopping center .....	98	20 085	2 695	635	318	83	31
	Not reported .....	60	18 674	2 145	561	228	28	6

See footnotes at end of table.

**Table 11. Summary Statistics by Mall or Shopping Center Location for Commercial Regions: 1997—Con**

[Detail may not add to total because of rounding. For meaning of abbreviations and symbols, see introductory text. For explanation of terms, see Appendix A]

SIC code	Kind of business and mall or shopping center location	Establishments (number)	Sales (\$1,000)	Annual payroll (\$1,000)	First-quarter payroll (\$1,000)	Paid employees for pay period including Mar. 12 (number)	Proprietors & partners (number)	Unpaid family workers (number)
	<b>San Juan Region</b>							
	<b>Retail trade</b> .....	<b>4 368</b>	<b>6 728 374</b>	<b>664 943</b>	<b>160 193</b>	<b>58 644</b>	<b>1 562</b>	<b>356</b>
	In a mall or shopping center .....	646	1 870 291	184 654	44 887	17 395	99	37
	Not in a mall or shopping center .....	1 946	2 462 511	280 097	66 885	22 258	775	270
	Not reported .....	1 776	2 395 572	200 192	48 421	18 991	688	49
52	<b>Building materials, hardware, garden supply, &amp; mobile home dlr</b> .....	<b>251</b>	<b>309 385</b>	<b>32 607</b>	<b>7 690</b>	<b>2 399</b>	<b>81</b>	<b>25</b>
	In a mall or shopping center .....	8	4 371	813	183	43	3	4
	Not in a mall or shopping center .....	153	175 148	20 703	4 748	1 353	42	14
	Not reported .....	90	129 866	11 091	2 759	1 003	36	7
521	Lumber & other building materials .....	46	93 325	10 032	2 240	746	16	3
	In a mall or shopping center .....	—	—	—	—	—	—	—
	Not in a mall or shopping center .....	28	39 787	4 839	1 012	254	6	1
	Not reported .....	18	53 538	5 193	1 228	492	10	2
523	Paint, glass, & wallpaper stores .....	34	46 475	3 401	848	251	9	10
	In a mall or shopping center .....	2	D	D	D	a	D	D
	Not in a mall or shopping center .....	25	14 306	1 866	453	126	3	4
	Not reported .....	7	D	D	D	c	D	D
525	Hardware stores .....	141	156 231	17 111	4 069	1 226	43	11
	In a mall or shopping center .....	5	D	D	D	b	D	D
	Not in a mall or shopping center .....	87	113 081	12 438	2 900	857	29	9
	Not reported .....	49	D	D	D	e	D	D
526	Retail nurseries, lawn & garden supply stores .....	29	D	D	D	c	D	D
	In a mall or shopping center .....	1	D	D	D	a	D	D
	Not in a mall or shopping center .....	13	7 974	1 560	383	116	4	—
	Not reported .....	15	5 136	475	147	57	7	—
527	Mobile home dealers .....	1	D	D	D	a	D	D
	In a mall or shopping center .....	—	—	—	—	—	—	—
	Not in a mall or shopping center .....	—	—	—	—	—	—	—
	Not reported .....	1	D	D	D	a	D	D
53	<b>General merchandise stores</b> .....	<b>105</b>	<b>822 250</b>	<b>74 960</b>	<b>18 563</b>	<b>7 087</b>	<b>28</b>	<b>2</b>
	In a mall or shopping center .....	25	618 005	50 877	13 055	4 924	2	—
	Not in a mall or shopping center .....	55	146 976	16 765	3 708	1 285	18	2
	Not reported .....	25	57 269	7 318	1 800	878	8	—
531	Department stores <sup>1</sup> .....	14	493 349	47 411	12 000	4 380	—	—
	In a mall or shopping center .....	10	D	D	D	h	D	D
	Not in a mall or shopping center .....	3	D	D	D	c	D	D
	Not reported .....	1	D	D	D	e	D	D
533	Variety stores .....	34	93 687	9 246	2 374	1 187	5	1
	In a mall or shopping center .....	6	D	D	D	e	D	D
	Not in a mall or shopping center .....	19	D	D	D	c	D	D
	Not reported .....	9	11 464	2 944	739	486	2	—
539	Miscellaneous general merchandise stores .....	57	235 214	18 303	4 189	1 520	23	1
	In a mall or shopping center .....	9	D	D	D	f	D	D
	Not in a mall or shopping center .....	33	91 597	11 067	2 489	891	15	1
	Not reported .....	15	D	D	D	c	D	D
54	<b>Food stores</b> .....	<b>471</b>	<b>1 130 913</b>	<b>84 426</b>	<b>20 706</b>	<b>8 243</b>	<b>234</b>	<b>66</b>
	In a mall or shopping center .....	81	531 395	39 666	9 829	3 750	17	8
	Not in a mall or shopping center .....	189	247 806	23 516	5 616	2 214	112	51
	Not reported .....	201	351 712	21 244	5 261	2 279	105	7
541	Grocery stores .....	251	1 012 062	67 883	16 847	6 446	136	45
	In a mall or shopping center .....	49	514 723	36 833	9 226	3 395	7	4
	Not in a mall or shopping center .....	100	194 227	14 342	3 493	1 364	80	39
	Not reported .....	102	303 112	16 708	4 128	1 687	49	2
542	Meat & fish (seafood) markets, including freezer provisioners .....	20	6 611	588	150	62	15	2
	In a mall or shopping center .....	—	—	—	—	—	—	—
	Not in a mall or shopping center .....	3	1 924	198	47	18	1	—
	Not reported .....	17	4 687	390	103	44	14	2
543	Fruit & vegetable markets .....	8	4 735	254	67	32	7	—
	In a mall or shopping center .....	—	—	—	—	—	—	—
	Not in a mall or shopping center .....	4	3 191	127	31	14	4	—
	Not reported .....	4	1 544	127	36	18	3	—
544	Candy, nut, & confectionery stores .....	15	6 979	820	195	118	8	2
	In a mall or shopping center .....	5	D	D	D	b	D	D
	Not in a mall or shopping center .....	4	1 687	177	42	18	3	1
	Not reported .....	6	D	D	D	b	D	D
545	Dairy products stores .....	31	19 883	2 108	558	255	7	—
	In a mall or shopping center .....	9	D	D	D	b	D	D
	Not in a mall or shopping center .....	12	11 958	1 201	335	139	3	—
	Not reported .....	10	D	D	D	b	D	D
546	Retail bakeries .....	125	71 688	11 561	2 620	1 188	56	17
	In a mall or shopping center .....	14	8 234	1 557	294	216	7	4
	Not in a mall or shopping center .....	56	30 899	6 890	1 542	573	20	11
	Not reported .....	55	32 555	3 114	784	399	29	2
549	Miscellaneous food stores .....	21	8 955	1 212	269	142	5	—
	In a mall or shopping center .....	4	D	D	D	b	D	D
	Not in a mall or shopping center .....	10	3 920	581	126	88	1	—
	Not reported .....	7	D	D	D	b	D	D

**Table 11. Summary Statistics by Mall or Shopping Center Location for Commercial Regions: 1997—Con**

[Detail may not add to total because of rounding. For meaning of abbreviations and symbols, see introductory text. For explanation of terms, see Appendix A]

SIC code	Kind of business and mall or shopping center location	Establishments (number)	Sales (\$1,000)	Annual payroll (\$1,000)	First-quarter payroll (\$1,000)	Paid employees for pay period including Mar. 12 (number)	Proprietors & partners (number)	Unpaid family workers (number)
<b>San Juan Region—Con.</b>								
<b>55 ex. 554</b>	<b>Automotive dealers, excluding gasoline service stations</b>	<b>347</b>	<b>1 585 628</b>	<b>88 519</b>	<b>21 815</b>	<b>4 982</b>	<b>125</b>	<b>24</b>
	In a mall or shopping center	8	31 011	4 236	1 042	266	1	2
	Not in a mall or shopping center	186	711 949	53 962	13 585	3 004	67	20
	Not reported	153	842 668	30 321	7 188	1 712	57	2
551	Motor vehicle dealers (new & used)	78	1 211 967	45 511	11 256	2 292	8	—
	In a mall or shopping center	1	D	D	D	a	D	D
	Not in a mall or shopping center	39	521 974	25 527	6 539	1 429	2	—
	Not reported	38	D	D	D	f	D	D
552	Motor vehicle dealers (used only)	32	71 765	3 328	878	309	12	3
	In a mall or shopping center	—	—	—	—	—	—	—
	Not in a mall or shopping center	17	23 392	1 046	260	67	8	3
	Not reported	15	48 373	2 282	618	242	4	—
553	Auto & home supply stores	217	282 209	37 531	9 116	2 255	100	21
	In a mall or shopping center	7	D	D	D	e	D	D
	Not in a mall or shopping center	121	152 689	25 587	6 309	1 417	57	17
	Not reported	89	D	D	D	f	D	D
555	Boat dealers	13	9 807	609	146	56	5	—
	In a mall or shopping center	—	—	—	—	—	—	—
	Not in a mall or shopping center	5	D	D	D	b	D	D
	Not reported	8	D	D	D	b	D	D
556	Recreational vehicle dealers	7	9 880	1 540	419	70	—	—
	In a mall or shopping center	—	—	—	—	—	—	—
	Not in a mall or shopping center	4	D	D	D	b	D	D
	Not reported	3	D	D	D	a	D	D
557	Motorcycle dealers	—	—	—	—	—	—	—
	In a mall or shopping center	—	—	—	—	—	—	—
	Not in a mall or shopping center	—	—	—	—	—	—	—
	Not reported	—	—	—	—	—	—	—
559	Automotive dealers, nec.	—	—	—	—	—	—	—
	In a mall or shopping center	—	—	—	—	—	—	—
	Not in a mall or shopping center	—	—	—	—	—	—	—
	Not reported	—	—	—	—	—	—	—
<b>554</b>	<b>Gasoline service stations</b>	<b>252</b>	<b>352 270</b>	<b>17 969</b>	<b>4 298</b>	<b>1 705</b>	<b>142</b>	<b>41</b>
	In a mall or shopping center	7	13 929	1 142	242	118	3	2
	Not in a mall or shopping center	137	184 787	9 453	2 240	860	87	32
	Not reported	108	153 554	7 374	1 816	727	52	7
<b>56</b>	<b>Apparel &amp; accessory stores</b>	<b>636</b>	<b>571 940</b>	<b>69 213</b>	<b>16 733</b>	<b>6 913</b>	<b>121</b>	<b>17</b>
	In a mall or shopping center	184	252 900	28 982	6 741	2 715	8	2
	Not in a mall or shopping center	159	88 161	14 482	3 455	1 406	52	14
	Not reported	293	230 879	25 749	6 537	2 792	61	1
561	Men's & boys' clothing accessory stores	112	95 465	12 121	2 884	979	29	9
	In a mall or shopping center	33	33 566	4 226	1 000	369	5	1
	Not in a mall or shopping center	39	24 282	2 780	681	230	16	8
	Not reported	40	37 617	5 115	1 203	380	8	—
562	Women's clothing stores	181	143 178	21 275	5 076	2 468	38	3
	In a mall or shopping center	49	50 515	7 901	1 909	895	—	—
	Not in a mall or shopping center	47	23 441	5 888	1 370	626	15	3
	Not reported	85	69 222	7 486	1 797	947	23	—
563	Women's accessory & specialty stores	41	18 850	2 174	557	233	9	1
	In a mall or shopping center	13	5 845	765	155	58	1	—
	Not in a mall or shopping center	9	2 426	229	78	31	3	1
	Not reported	19	10 579	1 180	324	144	5	—
564	Children's & infants' wear stores	26	7 677	1 115	279	132	6	1
	In a mall or shopping center	12	4 267	513	142	62	2	1
	Not in a mall or shopping center	7	2 216	418	97	50	1	—
	Not reported	7	1 194	184	40	20	3	—
565	Family clothing stores	78	132 747	12 666	2 988	1 144	18	3
	In a mall or shopping center	25	83 513	6 049	1 429	577	—	—
	Not in a mall or shopping center	27	22 448	3 470	804	285	11	2
	Not reported	26	26 786	3 147	755	282	7	1
566	Shoe stores	169	143 723	15 522	3 977	1 512	11	—
	In a mall or shopping center	45	60 703	6 620	1 479	523	1	—
	Not in a mall or shopping center	22	11 497	1 561	392	167	—	—
	Not reported	102	71 523	7 341	2 106	822	10	—
569	Miscellaneous apparel & accessory stores	29	30 300	4 340	972	445	10	—
	In a mall or shopping center	7	14 491	2 908	627	231	—	—
	Not in a mall or shopping center	8	1 851	136	33	17	5	—
	Not reported	14	13 958	1 296	312	197	5	—
<b>57</b>	<b>Home furniture, furnishings, &amp; equipment stores</b>	<b>370</b>	<b>500 298</b>	<b>47 517</b>	<b>11 302</b>	<b>3 365</b>	<b>67</b>	<b>7</b>
	In a mall or shopping center	48	96 128	8 354	2 082	628	4	1
	Not in a mall or shopping center	191	279 350	25 972	5 968	1 654	31	6
	Not reported	131	124 820	13 191	3 252	1 083	32	—
571	Home furniture & furnishings stores	206	250 183	22 518	5 241	1 722	39	4
	In a mall or shopping center	13	D	D	D	c	D	D
	Not in a mall or shopping center	126	179 564	15 599	3 590	1 079	18	4
	Not reported	67	D	D	D	e	D	D
572	Household appliance stores	41	65 233	5 592	1 348	355	4	1
	In a mall or shopping center	3	D	D	D	b	D	D
	Not in a mall or shopping center	26	40 695	3 284	765	207	3	1
	Not reported	12	D	D	D	c	D	D

Table 11. **Summary Statistics by Mall or Shopping Center Location for Commercial Regions: 1997—Con**

[Detail may not add to total because of rounding. For meaning of abbreviations and symbols, see introductory text. For explanation of terms, see Appendix A]

SIC code	Kind of business and mall or shopping center location	Establishments (number)	Sales (\$1,000)	Annual payroll (\$1,000)	First-quarter payroll (\$1,000)	Paid employees for pay period including Mar. 12 (number)	Proprietors & partners (number)	Unpaid family workers (number)
	<b>San Juan Region—Con.</b>							
<b>57</b>	<b>Home furniture, furnishings, &amp; equipment stores—</b>							
	Con.							
573	Radio, television, consumer electronics, & music stores . . . . .	123	184 882	19 407	4 713	1 288	24	2
	In a mall or shopping center . . . . .	32	65 970	5 946	1 517	449	4	1
	Not in a mall or shopping center . . . . .	39	59 091	7 089	1 613	368	10	1
	Not reported . . . . .	52	59 821	6 372	1 583	471	10	—
<b>58</b>	<b>Eating &amp; drinking places . . . . .</b>	<b>1 052</b>	<b>692 096</b>	<b>154 796</b>	<b>36 927</b>	<b>16 618</b>	<b>455</b>	<b>112</b>
	In a mall or shopping center . . . . .	118	101 922	22 283	5 255	2 705	27	10
	Not in a mall or shopping center . . . . .	505	311 899	75 263	18 242	7 774	228	85
	Not reported . . . . .	429	278 275	57 250	13 430	6 139	200	17
581	Eating & drinking places . . . . .	1 052	692 096	154 796	36 927	16 618	455	112
	In a mall or shopping center . . . . .	118	101 922	22 283	5 255	2 705	27	10
	Not in a mall or shopping center . . . . .	505	311 899	75 263	18 242	7 774	228	85
	Not reported . . . . .	429	278 275	57 250	13 430	6 139	200	17
<b>591</b>	<b>Drug stores &amp; proprietary stores . . . . .</b>	<b>188</b>	<b>306 614</b>	<b>32 756</b>	<b>7 401</b>	<b>2 476</b>	<b>65</b>	<b>22</b>
	In a mall or shopping center . . . . .	45	120 715	13 203	2 964	984	11	4
	Not in a mall or shopping center . . . . .	92	152 030	15 842	3 597	1 119	33	16
	Not reported . . . . .	51	33 869	3 711	840	373	21	2
<b>59, ex. 591</b>	<b>Miscellaneous retail . . . . .</b>	<b>696</b>	<b>456 980</b>	<b>62 180</b>	<b>14 758</b>	<b>4 856</b>	<b>244</b>	<b>40</b>
	In a mall or shopping center . . . . .	122	99 915	15 098	3 494	1 262	23	4
	Not in a mall or shopping center . . . . .	279	164 405	24 139	5 726	1 589	105	30
	Not reported . . . . .	295	192 660	22 943	5 538	2 005	116	6
592	Liquor stores . . . . .	24	6 495	512	116	47	13	6
	In a mall or shopping center . . . . .	—	—	—	—	—	—	—
	Not in a mall or shopping center . . . . .	13	D	D	D	b	D	D
	Not reported . . . . .	11	D	D	D	b	D	D
593	Used merchandise stores . . . . .	5	876	103	21	11	2	—
	In a mall or shopping center . . . . .	—	—	—	—	—	—	—
	Not in a mall or shopping center . . . . .	—	—	—	—	—	—	—
	Not reported . . . . .	5	876	103	21	11	2	—
594	Miscellaneous shopping goods stores . . . . .	411	272 645	31 324	7 390	2 685	131	17
	In a mall or shopping center . . . . .	75	58 752	6 900	1 701	712	19	4
	Not in a mall or shopping center . . . . .	178	89 635	11 618	2 584	808	55	11
	Not reported . . . . .	158	124 258	12 806	3 105	1 165	57	2
596	Nonstore retailers . . . . .	16	39 088	7 585	1 699	365	5	—
	In a mall or shopping center . . . . .	—	—	—	—	—	—	—
	Not in a mall or shopping center . . . . .	11	28 958	5 968	1 333	269	5	—
	Not reported . . . . .	5	10 130	1 617	366	96	—	—
598	Fuel dealers . . . . .	13	5 458	1 060	399	94	10	2
	In a mall or shopping center . . . . .	—	—	—	—	—	—	—
	Not in a mall or shopping center . . . . .	11	D	D	D	b	D	D
	Not reported . . . . .	2	D	D	D	a	D	D
599	Retail stores, nec . . . . .	227	132 418	21 596	5 133	1 654	83	15
	In a mall or shopping center . . . . .	47	41 163	8 198	1 793	550	4	—
	Not in a mall or shopping center . . . . .	66	36 208	5 212	1 333	392	30	13
	Not reported . . . . .	114	55 047	8 186	2 007	712	49	2

<sup>1</sup>Includes sales from catalog order desks.

**Table 12. Floor Space by Selected Kind of Business for Commercial Regions: 1997**

[Detail may not add to total because of rounding. For meaning of abbreviations and symbols, see introductory text. For explanation of terms, see Appendix A]

SIC code	Geographic area and kind of business	Establishments (number)	Sales (\$1,000)	Under-roof floor space		Sales per square foot of selling space (dollar)	Selling space as percent of total floor space
				Total (1,000 sq. ft.)	Selling (1,000 sq. ft.)		
<b>PUERTO RICO</b>							
5311	Department stores <sup>1</sup> .....	47	1 260 163	5 781	4 569	276	79.0
5331	Variety stores .....	133	238 265	1 206	951	251	78.9
5411	Grocery stores .....	1 119	3 264 024	12 453	9 107	358	73.1
5411 pt.	Grocery stores .....	689	538 378	3 374	2 451	220	72.6
5411 pt.	Supermarkets .....	360	2 294 711	6 469	4 727	485	73.1
5411 pt.	Cash and carry .....	70	430 935	2 610	1 929	223	73.9
5912	Drug stores and proprietary stores .....	756	896 707	4 900	2 567	349	52.4
<b>Aguadilla Region</b>							
5311	Department stores <sup>1</sup> .....	2	D	D	D	D	D
5331	Variety stores .....	12	D	D	D	D	D
5411	Grocery stores .....	70	176 847	709	517	342	72.9
5411 pt.	Grocery stores .....	37	33 638	166	122	276	73.5
5411 pt.	Supermarkets .....	28	135 037	517	377	358	72.9
5411 pt.	Cash and carry .....	5	8 172	26	18	454	69.2
5912	Drug stores and proprietary stores .....	58	36 544	286	140	261	49.0
<b>Arecibo Region</b>							
5311	Department stores <sup>1</sup> .....	5	122 479	654	505	243	77.2
5331	Variety stores .....	12	D	D	D	D	D
5411	Grocery stores .....	126	342 966	1 323	968	354	73.2
5411 pt.	Grocery stores .....	75	51 915	359	260	200	72.4
5411 pt.	Supermarkets .....	38	225 745	627	461	490	73.5
5411 pt.	Cash and carry .....	13	65 306	338	247	264	73.1
5912	Drug stores and proprietary stores .....	96	88 871	498	271	328	54.4
<b>Bayamón Region</b>							
5311	Department stores <sup>1</sup> .....	4	129 470	427	325	398	76.1
5331	Variety stores .....	16	27 319	187	143	191	76.5
5411	Grocery stores .....	192	516 786	2 066	1 523	339	73.7
5411 pt.	Grocery stores .....	124	D	D	D	D	D
5411 pt.	Supermarkets .....	63	366 345	1 058	779	470	73.6
5411 pt.	Cash and carry .....	5	D	D	D	D	D
5912	Drug stores and proprietary stores .....	121	147 284	732	404	365	55.2
<b>Caguas Region</b>							
5311	Department stores <sup>1</sup> .....	6	134 102	630	517	259	82.1
5331	Variety stores .....	24	29 495	169	131	225	77.5
5411	Grocery stores .....	175	398 682	1 476	1 075	371	72.8
5411 pt.	Grocery stores .....	131	D	D	D	D	D
5411 pt.	Supermarkets .....	40	297 478	814	595	500	73.1
5411 pt.	Cash and carry .....	4	D	D	D	D	D
5912	Drug stores and proprietary stores .....	105	118 782	696	370	321	53.2
<b>Fajardo Region</b>							
5311	Department stores <sup>1</sup> .....	3	D	D	D	D	D
5331	Variety stores .....	3	D	D	D	D	D
5411	Grocery stores .....	50	113 169	491	356	318	72.5
5411 pt.	Grocery stores .....	33	D	D	D	D	D
5411 pt.	Supermarkets .....	11	70 551	214	156	452	72.9
5411 pt.	Cash and carry .....	6	D	D	D	D	D
5912	Drug stores and proprietary stores .....	26	24 796	214	96	258	44.9
<b>Guayama Region</b>							
5311	Department stores <sup>1</sup> .....	3	46 321	375	313	148	83.5
5331	Variety stores .....	3	D	D	D	D	D
5411	Grocery stores .....	34	81 414	344	250	326	72.7
5411 pt.	Grocery stores .....	16	D	D	D	D	D
5411 pt.	Supermarkets .....	16	47 409	199	144	329	72.4
5411 pt.	Cash and carry .....	2	D	D	D	D	D
5912	Drug stores and proprietary stores .....	23	19 681	137	81	243	59.1
<b>Mayagüez Region</b>							
5311	Department stores <sup>1</sup> .....	5	131 441	670	518	254	77.3
5331	Variety stores .....	12	D	D	D	D	D
5411	Grocery stores .....	106	259 449	805	585	444	72.7
5411 pt.	Grocery stores .....	69	29 931	205	149	201	72.7
5411 pt.	Supermarkets .....	34	227 934	588	427	534	72.6
5411 pt.	Cash and carry .....	3	1 584	12	9	176	75.0
5912	Drug stores and proprietary stores .....	61	57 013	418	206	277	49.3
<b>Ponce Region</b>							
5311	Department stores <sup>1</sup> .....	5	114 407	634	494	232	77.9
5331	Variety stores .....	17	D	D	D	D	D
5411	Grocery stores .....	115	362 649	1 350	981	370	72.7
5411 pt.	Grocery stores .....	67	D	D	D	D	D
5411 pt.	Supermarkets .....	33	205 161	469	343	598	73.1
5411 pt.	Cash and carry .....	15	D	D	D	D	D
5912	Drug stores and proprietary stores .....	78	97 122	651	318	305	48.8

See footnotes at end of table.

**Table 12. Floor Space by Selected Kind of Business for Commercial Regions: 1997—Con.**

[Detail may not add to total because of rounding. For meaning of abbreviations and symbols, see introductory text. For explanation of terms, see Appendix A]

SIC code	Geographic area and kind of business	Establishments (number)	Sales (\$1,000)	Under-roof floor space		Sales per square foot of selling space (dollar)	Selling space as percent of total floor space
				Total (1,000 sq. ft.)	Selling (1,000 sq. ft.)		
	<b>PUERTO RICO—Con.</b>						
	<b>San Juan Region</b>						
5311	Department stores <sup>1</sup> .....	14	493 349	1 921	1 504	328	78.3
5331	Variety stores .....	34	93 687	334	261	359	78.1
5411	Grocery stores .....	251	1 012 062	3 890	2 851	355	73.3
5411 pt.	Grocery stores .....	137	D	D	D	D	D
5411 pt.	Supermarkets .....	97	719 051	1 983	1 446	497	72.9
5411 pt.	Cash and carry .....	17	D	D	D	D	D
5912	Drug stores and proprietary stores .....	188	306 614	1 267	682	450	53.8

<sup>1</sup>Includes sales from catalog order desks.

**Table 13. Franchise Holders by Selected Kind of Business for Commercial Regions: 1997**

[Detail may not add to total because of rounding. For meaning of abbreviations and symbols, see introductory text. For explanation of terms, see Appendix A]

SIC code	Kind of business and franchise operation	Establishments (number)	Sales (\$1,000)	Paid employees for pay period including Mar. 12 (number)
<b>PUERTO RICO</b>				
541	Grocery stores .....	1 119	3 264 024	23 351
	Operating as a franchise .....	46	189 124	1 463
	Not operating as a franchise .....	650	2 160 063	16 001
	Not reported .....	423	914 837	5 887
5511	Motor vehicle dealers (new & used) .....	257	2 508 858	5 188
	Operating as a franchise .....	20	258 294	673
	Not operating as a franchise .....	126	1 243 184	2 737
	Not reported .....	111	1 007 380	1 778
5541	Gasoline service stations .....	1 115	1 141 336	5 550
	Operating as a franchise .....	204	235 795	997
	Not operating as a franchise .....	456	454 628	2 332
	Not reported .....	455	450 913	2 221
5812	Eating places .....	2 873	1 406 524	36 138
	Operating as a franchise .....	375	447 686	12 463
	Not operating as a franchise .....	1 380	480 401	12 297
	Not reported .....	1 118	478 437	11 378
598	Fuel dealers .....	118	42 742	490
	Operating as a franchise .....	5	553	7
	Not operating as a franchise .....	82	34 014	385
	Not reported .....	31	8 175	98
5995	Optical goods stores .....	203	82 593	1 115
	Operating as a franchise .....	6	1 887	31
	Not operating as a franchise .....	85	39 871	542
	Not reported .....	112	40 835	542
<b>Aguadilla Region</b>				
541	Grocery stores .....	70	176 847	1 712
	Operating as a franchise .....	-	-	-
	Not operating as a franchise .....	47	D	g
	Not reported .....	23	D	e
5511	Motor vehicle dealers (new & used) .....	24	D	c
	Operating as a franchise .....	2	D	a
	Not operating as a franchise .....	14	25 989	102
	Not reported .....	8	D	b
5541	Gasoline service stations .....	81	57 953	302
	Operating as a franchise .....	8	D	b
	Not operating as a franchise .....	40	32 659	166
	Not reported .....	33	D	c
5812	Eating places .....	181	62 079	1 875
	Operating as a franchise .....	24	23 275	765
	Not operating as a franchise .....	95	22 029	700
	Not reported .....	62	16 775	410
598	Fuel dealers .....	12	9 835	81
	Operating as a franchise .....	1	D	a
	Not operating as a franchise .....	8	9 279	75
	Not reported .....	3	D	a
5995	Optical goods stores .....	14	1 602	30
	Operating as a franchise .....	1	D	a
	Not operating as a franchise .....	7	547	10
	Not reported .....	6	D	a
<b>Arecibo Region</b>				
541	Grocery stores .....	126	342 966	2 325
	Operating as a franchise .....	11	D	e
	Not operating as a franchise .....	78	210 029	1 487
	Not reported .....	37	D	e
5511	Motor vehicle dealers (new & used) .....	21	100 069	383
	Operating as a franchise .....	-	-	-
	Not operating as a franchise .....	9	D	c
	Not reported .....	12	D	c
5541	Gasoline service stations .....	131	117 343	535
	Operating as a franchise .....	17	17 530	69
	Not operating as a franchise .....	71	62 788	274
	Not reported .....	43	37 025	192
5812	Eating places .....	262	98 115	2 464
	Operating as a franchise .....	33	34 315	923
	Not operating as a franchise .....	123	28 380	736
	Not reported .....	106	35 420	805
598	Fuel dealers .....	22	6 626	89
	Operating as a franchise .....	1	D	a
	Not operating as a franchise .....	14	D	b
	Not reported .....	7	3 750	44
5995	Optical goods stores .....	18	D	b
	Operating as a franchise .....	-	-	-
	Not operating as a franchise .....	8	D	b
	Not reported .....	10	D	b



Table 13. **Franchise Holders by Selected Kind of Business for Commercial Regions: 1997—Con.**

[Detail may not add to total because of rounding. For meaning of abbreviations and symbols, see introductory text. For explanation of terms, see Appendix A]

SIC code	Kind of business and franchise operation	Establishments (number)	Sales (\$1,000)	Paid employees for pay period including Mar. 12 (number)
<b>Bayamón Region</b>				
541	Grocery stores .....	192	516 786	3 466
	Operating as a franchise .....	11	28 393	213
	Not operating as a franchise .....	104	317 639	2 255
	Not reported .....	77	170 754	998
5511	Motor vehicle dealers (new & used) .....	45	495 841	794
	Operating as a franchise .....	2	D	a
	Not operating as a franchise .....	23	429 498	603
	Not reported .....	20	D	c
5541	Gasoline service stations .....	163	176 706	789
	Operating as a franchise .....	34	37 793	147
	Not operating as a franchise .....	61	62 940	311
	Not reported .....	68	75 973	331
5812	Eating places .....	342	D	h
	Operating as a franchise .....	53	90 325	2 387
	Not operating as a franchise .....	168	D	g
	Not reported .....	121	D	f
598	Fuel dealers .....	14	3 691	30
	Operating as a franchise .....	1	D	a
	Not operating as a franchise .....	8	D	b
	Not reported .....	5	D	a
5995	Optical goods stores .....	30	6 997	87
	Operating as a franchise .....	1	D	a
	Not operating as a franchise .....	9	1 430	23
	Not reported .....	20	D	b
<b>Caguas Region</b>				
541	Grocery stores .....	175	398 682	3 165
	Operating as a franchise .....	2	D	c
	Not operating as a franchise .....	102	D	g
	Not reported .....	71	125 355	971
5511	Motor vehicle dealers (new & used) .....	41	385 382	881
	Operating as a franchise .....	4	D	e
	Not operating as a franchise .....	24	D	e
	Not reported .....	13	72 588	165
5541	Gasoline service stations .....	166	150 958	768
	Operating as a franchise .....	31	32 501	163
	Not operating as a franchise .....	72	62 392	300
	Not reported .....	63	56 065	305
5812	Eating places .....	393	153 171	4 148
	Operating as a franchise .....	50	56 027	1 527
	Not operating as a franchise .....	185	49 940	1 308
	Not reported .....	158	47 204	1 313
598	Fuel dealers .....	22	2 386	36
	Operating as a franchise .....	2	D	a
	Not operating as a franchise .....	15	D	b
	Not reported .....	5	468	7
5995	Optical goods stores .....	21	D	b
	Operating as a franchise .....	—	—	—
	Not operating as a franchise .....	6	D	b
	Not reported .....	15	D	b
<b>Fajardo Region</b>				
541	Grocery stores .....	50	113 169	732
	Operating as a franchise .....	1	D	b
	Not operating as a franchise .....	30	D	e
	Not reported .....	19	D	c
5511	Motor vehicle dealers (new & used) .....	7	D	b
	Operating as a franchise .....	1	D	a
	Not operating as a franchise .....	2	D	a
	Not reported .....	4	D	a
5541	Gasoline service stations .....	40	41 242	167
	Operating as a franchise .....	4	D	a
	Not operating as a franchise .....	19	18 837	76
	Not reported .....	17	D	b
5812	Eating places .....	117	51 207	1 496
	Operating as a franchise .....	16	16 152	482
	Not operating as a franchise .....	56	15 929	397
	Not reported .....	45	19 126	617
598	Fuel dealers .....	6	D	a
	Operating as a franchise .....	—	—	—
	Not operating as a franchise .....	4	D	a
	Not reported .....	2	D	a
5995	Optical goods stores .....	7	D	a
	Operating as a franchise .....	1	D	a
	Not operating as a franchise .....	2	D	a
	Not reported .....	4	788	10

Table 13. **Franchise Holders by Selected Kind of Business for Commercial Regions: 1997—Con.**

[Detail may not add to total because of rounding. For meaning of abbreviations and symbols, see introductory text. For explanation of terms, see Appendix A]

SIC code	Kind of business and franchise operation	Establishments (number)	Sales (\$1,000)	Paid employees for pay period including Mar. 12 (number)
<b>Guayama Region</b>				
541	Grocery stores .....	34	81 414	614
	Operating as a franchise .....	—	—	—
	Not operating as a franchise .....	23	D	e
	Not reported .....	11	D	c
5511	Motor vehicle dealers (new & used) .....	4	15 698	31
	Operating as a franchise .....	—	—	—
	Not operating as a franchise .....	2	D	a
	Not reported .....	2	D	a
5541	Gasoline service stations .....	43	35 849	158
	Operating as a franchise .....	7	5 748	22
	Not operating as a franchise .....	12	13 489	46
	Not reported .....	24	16 612	90
5812	Eating places .....	81	D	f
	Operating as a franchise .....	9	7 404	240
	Not operating as a franchise .....	41	D	e
	Not reported .....	31	D	c
598	Fuel dealers .....	4	6 993	52
	Operating as a franchise .....	—	—	—
	Not operating as a franchise .....	3	D	b
	Not reported .....	1	D	a
5995	Optical goods stores .....	4	D	a
	Operating as a franchise .....	—	—	—
	Not operating as a franchise .....	2	D	a
	Not reported .....	2	D	a
<b>Mayagüez Region</b>				
541	Grocery stores .....	106	259 449	1 966
	Operating as a franchise .....	1	D	b
	Not operating as a franchise .....	67	D	g
	Not reported .....	38	55 529	399
5511	Motor vehicle dealers (new & used) .....	19	157 020	431
	Operating as a franchise .....	3	D	b
	Not operating as a franchise .....	9	D	c
	Not reported .....	7	57 709	156
5541	Gasoline service stations .....	111	89 686	528
	Operating as a franchise .....	12	11 062	41
	Not operating as a franchise .....	48	37 466	244
	Not reported .....	51	41 158	243
5812	Eating places .....	250	80 300	2 246
	Operating as a franchise .....	28	28 315	805
	Not operating as a franchise .....	146	33 755	901
	Not reported .....	76	18 230	540
598	Fuel dealers .....	11	D	b
	Operating as a franchise .....	—	—	—
	Not operating as a franchise .....	9	3 006	42
	Not reported .....	2	D	a
5995	Optical goods stores .....	17	3 086	47
	Operating as a franchise .....	2	D	a
	Not operating as a franchise .....	7	D	a
	Not reported .....	8	D	b
<b>Ponce Region</b>				
541	Grocery stores .....	115	362 649	2 925
	Operating as a franchise .....	4	D	b
	Not operating as a franchise .....	63	264 659	2 181
	Not reported .....	48	D	f
5511	Motor vehicle dealers (new & used) .....	18	80 327	196
	Operating as a franchise .....	3	27 255	69
	Not operating as a franchise .....	10	30 833	90
	Not reported .....	5	22 239	37
5541	Gasoline service stations .....	128	119 329	598
	Operating as a franchise .....	29	25 094	120
	Not operating as a franchise .....	46	50 515	266
	Not reported .....	53	43 720	212
5812	Eating places .....	255	100 069	2 853
	Operating as a franchise .....	30	30 539	826
	Not operating as a franchise .....	127	33 358	1 014
	Not reported .....	98	36 172	1 013
598	Fuel dealers .....	14	2 816	41
	Operating as a franchise .....	—	—	—
	Not operating as a franchise .....	10	2 170	27
	Not reported .....	4	646	14
5995	Optical goods stores .....	16	D	b
	Operating as a franchise .....	—	—	—
	Not operating as a franchise .....	8	1 584	28
	Not reported .....	8	D	b

Table 13. **Franchise Holders by Selected Kind of Business for Commercial Regions: 1997—Con.**

[Detail may not add to total because of rounding. For meaning of abbreviations and symbols, see introductory text. For explanation of terms, see Appendix A]

SIC code	Kind of business and franchise operation	Establishments (number)	Sales (\$1,000)	Paid employees for pay period including Mar. 12 (number)
<b>San Juan Region</b>				
541	Grocery stores .....	251	1 012 062	6 446
	Operating as a franchise .....	16	D	f
	Not operating as a franchise .....	136	655 808	4 331
	Not reported .....	99	D	g
5511	Motor vehicle dealers (new & used) .....	78	1 211 967	2 292
	Operating as a franchise .....	5	D	e
	Not operating as a franchise .....	33	D	g
	Not reported .....	40	D	f
5541	Gasoline service stations .....	252	352 270	1 705
	Operating as a franchise .....	62	95 647	391
	Not operating as a franchise .....	87	113 542	649
	Not reported .....	103	143 081	665
5812	Eating places .....	992	668 233	16 025
	Operating as a franchise .....	132	161 334	4 508
	Not operating as a franchise .....	439	238 411	5 721
	Not reported .....	421	268 488	5 796
598	Fuel dealers .....	13	5 458	94
	Operating as a franchise .....	—	—	—
	Not operating as a franchise .....	11	D	b
	Not reported .....	2	D	a
5995	Optical goods stores .....	76	52 521	704
	Operating as a franchise .....	1	D	a
	Not operating as a franchise .....	36	30 248	394
	Not reported .....	39	D	e

**Table 14. Floor Space by Selected Kind of Business and Mall or Shopping Center Location for Selected Commercial Regions: 1997**

[Detail may not add to total because of rounding. For meaning of abbreviations and symbols, see introductory text. For explanation of terms, see Appendix A]

SIC code	Kind of business and mall or shopping center location	Establishments (number)	Sales (\$1,000)	Under-roof floor space		Sales per square foot of selling space (dollar)	Selling space as percent of total floor space
				Total (1,000 sq. ft.)	Selling (1,000 sq. ft.)		
<b>PUERTO RICO</b>							
5311	Department stores <sup>1</sup> .....	47	1 260 163	5 781	4 569	276	79.0
	In a mall or shopping center .....	42	D	D	D	D	D
	Not in a mall or shopping center .....	3	D	D	D	D	D
	Not reported .....	2	D	D	D	D	D
5331	Variety stores .....	133	238 265	1 206	951	251	78.9
	In a mall or shopping center .....	25	D	D	D	D	D
	Not in a mall or shopping center .....	77	D	D	D	D	D
	Not reported .....	31	24 370	147	106	230	72.1
5411	Grocery stores .....	1 119	3 264 024	12 453	9 107	358	73.1
	In a mall or shopping center .....	114	1 339 977	3 108	2 271	590	73.1
	Not in a mall or shopping center .....	594	1 005 344	3 243	2 365	425	72.9
	Not reported .....	411	918 703	6 103	4 472	205	73.3
5411 pt.	Grocery stores .....	689	538 378	3 374	2 451	220	72.6
	In a mall or shopping center .....	10	D	D	D	D	D
	Not in a mall or shopping center .....	368	D	D	D	D	D
	Not reported .....	311	394 473	2 754	1 994	198	72.4
5411 pt.	Supermarkets .....	360	2 294 711	6 469	4 727	485	73.1
	In a mall or shopping center .....	102	1 297 179	2 992	2 184	594	73.0
	Not in a mall or shopping center .....	202	782 147	2 266	1 650	474	72.8
	Not reported .....	56	215 385	1 212	893	241	73.7
5411 pt.	Cash & carry .....	70	430 935	2 610	1 929	223	73.9
	In a mall or shopping center .....	2	D	D	D	D	D
	Not in a mall or shopping center .....	24	D	D	D	D	D
	Not reported .....	44	308 845	2 137	1 584	195	74.1
5912	Drug stores & proprietary stores .....	756	896 707	4 900	2 567	349	52.4
	In a mall or shopping center .....	109	310 587	829	533	583	64.3
	Not in a mall or shopping center .....	490	498 207	2 579	1 420	351	55.1
	Not reported .....	157	87 913	1 491	614	143	41.2
<b>Aguadilla Region</b>							
5311	Department stores <sup>1</sup> .....	2	D	D	D	D	D
	In a mall or shopping center .....	2	D	D	D	D	D
	Not in a mall or shopping center .....	-	-	-	-	-	-
	Not reported .....	-	-	-	-	-	-
5331	Variety stores .....	12	D	D	D	D	D
	In a mall or shopping center .....	3	D	D	D	D	D
	Not in a mall or shopping center .....	7	D	D	D	D	D
	Not reported .....	2	D	D	D	D	D
5411	Grocery stores .....	70	176 847	709	517	342	72.9
	In a mall or shopping center .....	8	63 507	174	129	492	74.0
	Not in a mall or shopping center .....	40	63 080	220	159	397	72.6
	Not reported .....	22	50 260	315	229	219	72.7
5411 pt.	Grocery stores .....	37	33 638	166	122	276	73.5
	In a mall or shopping center .....	2	D	D	D	D	D
	Not in a mall or shopping center .....	23	D	D	D	D	D
	Not reported .....	12	13 913	102	74	188	72.4
5411 pt.	Supermarkets .....	28	135 037	517	377	358	72.9
	In a mall or shopping center .....	4	D	D	D	D	D
	Not in a mall or shopping center .....	17	D	D	D	D	D
	Not reported .....	7	D	D	D	D	D
5411 pt.	Cash & carry .....	5	8 172	26	18	454	69.2
	In a mall or shopping center .....	2	D	D	D	D	D
	Not in a mall or shopping center .....	-	-	-	-	-	-
	Not reported .....	3	D	D	D	D	D
5912	Drug stores & proprietary stores .....	58	36 544	286	140	261	49.0
	In a mall or shopping center .....	5	5 975	28	17	351	62.6
	Not in a mall or shopping center .....	42	27 005	179	92	294	51.5
	Not reported .....	11	3 564	79	30	119	38.3
<b>Arecibo Region</b>							
5311	Department stores <sup>1</sup> .....	5	122 479	654	505	243	77.2
	In a mall or shopping center .....	5	122 479	654	505	243	77.2
	Not in a mall or shopping center .....	-	-	-	-	-	-
	Not reported .....	-	-	-	-	-	-
5331	Variety stores .....	12	D	D	D	D	D
	In a mall or shopping center .....	3	D	D	D	D	D
	Not in a mall or shopping center .....	6	D	D	D	D	D
	Not reported .....	3	D	D	D	D	D
5411	Grocery stores .....	126	342 966	1 323	968	354	73.2
	In a mall or shopping center .....	11	159 406	426	314	508	73.7
	Not in a mall or shopping center .....	80	100 380	303	224	448	73.9
	Not reported .....	35	83 180	594	430	193	72.4
5411 pt.	Grocery stores .....	75	51 915	359	260	200	72.4
	In a mall or shopping center .....	2	D	D	D	D	D
	Not in a mall or shopping center .....	46	D	D	D	D	D
	Not reported .....	27	D	D	D	D	D
5411 pt.	Supermarkets .....	38	225 745	627	461	490	73.5
	In a mall or shopping center .....	9	D	D	D	D	D
	Not in a mall or shopping center .....	26	59 941	158	116	517	73.5
	Not reported .....	3	D	D	D	D	D

See footnotes at end of table.

**Table 14. Floor Space by Selected Kind of Business and Mall or Shopping Center Location for Selected Commercial Regions: 1997—Con.**

[Detail may not add to total because of rounding. For meaning of abbreviations and symbols, see introductory text. For explanation of terms, see Appendix A]

SIC code	Kind of business and mall or shopping center location	Establishments (number)	Sales (\$1,000)	Under-roof floor space		Sales per square foot of selling space (dollar)	Selling space as percent of total floor space
				Total (1,000 sq. ft.)	Selling (1,000 sq. ft.)		
<b>Arecibo Region—Con.</b>							
5411	Grocery stores—Con.						
5411 pt.	Cash & carry .....	13	65 306	338	247	264	73.1
	In a mall or shopping center .....	8	—	—	—	—	—
	Not in a mall or shopping center .....	—	D	D	D	D	D
	Not reported .....	5	D	D	D	D	D
5912	Drug stores & proprietary stores .....	96	88 871	498	271	328	54.4
	In a mall or shopping center .....	10	27 254	129	66	413	51.4
	Not in a mall or shopping center .....	71	51 596	266	156	331	58.6
	Not reported .....	15	10 021	104	49	205	47.3
<b>Bayamón Region</b>							
5311	Department stores <sup>1</sup> .....	4	129 470	427	325	398	76.1
	In a mall or shopping center .....	4	129 470	427	325	398	76.1
	Not in a mall or shopping center .....	—	—	—	—	—	—
	Not reported .....	—	—	—	—	—	—
5331	Variety stores .....	16	27 319	187	143	191	76.5
	In a mall or shopping center .....	3	D	D	D	D	D
	Not in a mall or shopping center .....	9	D	D	D	D	D
	Not reported .....	4	D	D	D	D	D
5411	Grocery stores .....	192	516 786	2 066	1 523	339	73.7
	In a mall or shopping center .....	15	224 646	523	384	585	73.4
	Not in a mall or shopping center .....	102	125 551	455	333	377	73.2
	Not reported .....	75	166 589	1 089	807	206	74.1
5411 pt.	Grocery stores .....	124	D	D	D	D	D
	In a mall or shopping center .....	—	—	—	—	—	—
	Not in a mall or shopping center .....	58	D	D	D	D	D
	Not reported .....	66	D	D	D	D	D
5411 pt.	Supermarkets .....	63	366 345	1 058	779	470	73.6
	In a mall or shopping center .....	15	224 646	523	384	585	73.4
	Not in a mall or shopping center .....	42	105 685	359	262	403	73.1
	Not reported .....	6	36 014	176	133	271	75.4
5411 pt.	Cash & carry .....	5	D	D	D	D	D
	In a mall or shopping center .....	—	—	—	—	—	—
	Not in a mall or shopping center .....	2	D	D	D	D	D
	Not reported .....	3	D	D	D	D	D
5912	Drug stores & proprietary stores .....	121	147 284	732	404	365	55.2
	In a mall or shopping center .....	17	49 166	117	81	607	69.1
	Not in a mall or shopping center .....	81	87 445	426	247	354	58.0
	Not reported .....	23	10 673	189	75	142	39.9
<b>Caguas Region</b>							
5311	Department stores <sup>1</sup> .....	6	134 102	630	517	259	82.1
	In a mall or shopping center .....	6	134 102	630	517	259	82.1
	Not in a mall or shopping center .....	—	—	—	—	—	—
	Not reported .....	—	—	—	—	—	—
5331	Variety stores .....	24	29 495	169	131	225	77.5
	In a mall or shopping center .....	3	D	D	D	D	D
	Not in a mall or shopping center .....	16	D	D	D	D	D
	Not reported .....	5	D	D	D	D	D
5411	Grocery stores .....	175	398 682	1 476	1 075	371	72.8
	In a mall or shopping center .....	10	D	D	D	D	D
	Not in a mall or shopping center .....	95	156 030	370	271	576	73.4
	Not reported .....	70	D	D	D	D	D
5411 pt.	Grocery stores .....	131	D	D	D	D	D
	In a mall or shopping center .....	—	—	—	—	—	—
	Not in a mall or shopping center .....	75	18 514	102	75	247	73.8
	Not reported .....	56	D	D	D	D	D
5411 pt.	Supermarkets .....	40	297 478	814	595	500	73.1
	In a mall or shopping center .....	10	D	D	D	D	D
	Not in a mall or shopping center .....	20	137 516	268	196	702	73.2
	Not reported .....	10	D	D	D	D	D
5411 pt.	Cash & carry .....	4	D	D	D	D	D
	In a mall or shopping center .....	—	—	—	—	—	—
	Not in a mall or shopping center .....	—	—	—	—	—	—
	Not reported .....	4	D	D	D	D	D

See footnotes at end of table.

**Table 14. Floor Space by Selected Kind of Business and Mall or Shopping Center Location for Selected Commercial Regions: 1997—Con.**

[Detail may not add to total because of rounding. For meaning of abbreviations and symbols, see introductory text. For explanation of terms, see Appendix A]

SIC code	Kind of business and mall or shopping center location	Establishments (number)	Sales (\$1,000)	Under-roof floor space		Sales per square foot of selling space (dollar)	Selling space as percent of total floor space
				Total (1,000 sq. ft.)	Selling (1,000 sq. ft.)		
<b>Caguas Region—Con.</b>							
5912	Drug stores & proprietary stores	105	118 782	696	370	321	53.2
	In a mall or shopping center	13	42 775	93	70	611	75.2
	Not in a mall or shopping center	68	62 558	385	207	302	53.6
	Not reported	24	13 449	218	94	143	42.9
<b>Fajardo Region</b>							
5311	Department stores <sup>1</sup>	3	D	D	D	D	D
	In a mall or shopping center	3	D	D	D	D	D
	Not in a mall or shopping center	—	—	—	—	—	—
	Not reported	—	—	—	—	—	—
5331	Variety stores	3	D	D	D	D	D
	In a mall or shopping center	1	D	D	D	D	D
	Not in a mall or shopping center	2	D	D	D	D	D
	Not reported	—	—	—	—	—	—
5411	Grocery stores	50	113 169	491	356	318	72.5
	In a mall or shopping center	4	D	D	D	D	D
	Not in a mall or shopping center	29	33 092	145	105	315	72.5
	Not reported	17	D	D	D	D	D
5411 pt.	Grocery stores	33	D	D	D	D	D
	In a mall or shopping center	—	—	—	—	—	—
	Not in a mall or shopping center	20	D	D	D	D	D
	Not reported	13	D	D	D	D	D
5411 pt.	Supermarkets	11	70 551	214	156	452	72.9
	In a mall or shopping center	4	D	D	D	D	D
	Not in a mall or shopping center	6	21 051	93	67	314	72.3
	Not reported	1	D	D	D	D	D
5411 pt.	Cash & carry	6	D	D	D	D	D
	In a mall or shopping center	—	—	—	—	—	—
	Not in a mall or shopping center	3	D	D	D	D	D
	Not reported	3	D	D	D	D	D
5912	Drug stores & proprietary stores	26	24 796	214	96	258	44.9
	In a mall or shopping center	2	D	D	D	D	D
	Not in a mall or shopping center	18	D	D	D	D	D
	Not reported	6	1 711	33	13	132	39.9
<b>Guayama Region</b>							
5311	Department stores <sup>1</sup>	3	46 321	375	313	148	83.5
	In a mall or shopping center	3	46 321	375	313	148	83.5
	Not in a mall or shopping center	—	—	—	—	—	—
	Not reported	—	—	—	—	—	—
5331	Variety stores	3	D	D	D	D	D
	In a mall or shopping center	—	—	—	—	—	—
	Not in a mall or shopping center	3	D	D	D	D	D
	Not reported	—	—	—	—	—	—
5411	Grocery stores	34	81 414	344	250	326	72.7
	In a mall or shopping center	1	D	D	D	D	D
	Not in a mall or shopping center	23	45 907	192	139	330	72.2
	Not reported	10	D	D	D	D	D
5411 pt.	Grocery stores	16	D	D	D	D	D
	In a mall or shopping center	1	D	D	D	D	D
	Not in a mall or shopping center	9	D	D	D	D	D
	Not reported	6	D	D	D	D	D
5411 pt.	Supermarkets	16	47 409	199	144	329	72.4
	In a mall or shopping center	—	—	—	—	—	—
	Not in a mall or shopping center	14	D	D	D	D	D
	Not reported	2	D	D	D	D	D
5411 pt.	Cash & carry	2	D	D	D	D	D
	In a mall or shopping center	—	—	—	—	—	—
	Not in a mall or shopping center	—	—	—	—	—	—
	Not reported	2	D	D	D	D	D
5912	Drug stores & proprietary stores	23	19 681	137	81	243	59.1
	In a mall or shopping center	2	D	D	D	D	D
	Not in a mall or shopping center	21	D	D	D	D	D
	Not reported	—	—	—	—	—	—
<b>Mayagüez Region</b>							
5311	Department stores <sup>1</sup>	5	131 441	670	518	254	77.3
	In a mall or shopping center	5	131 441	670	518	254	77.4
	Not in a mall or shopping center	—	—	—	—	—	—
	Not reported	—	—	—	—	—	—
5331	Variety stores	12	D	D	D	D	D
	In a mall or shopping center	3	D	D	D	D	D
	Not in a mall or shopping center	5	D	D	D	D	D
	Not reported	4	D	D	D	D	D
5411	Grocery stores	106	259 449	805	585	444	72.7
	In a mall or shopping center	8	D	D	D	D	D
	Not in a mall or shopping center	66	112 611	312	227	496	72.6
	Not reported	32	D	D	D	D	D
5411 pt.	Grocery stores	69	29 931	205	149	201	72.7
	In a mall or shopping center	1	D	D	D	D	D
	Not in a mall or shopping center	44	D	D	D	D	D
	Not reported	24	20 452	147	106	193	72.4

See footnotes at end of table.

**Table 14. Floor Space by Selected Kind of Business and Mall or Shopping Center Location for Selected Commercial Regions: 1997—Con.**

[Detail may not add to total because of rounding. For meaning of abbreviations and symbols, see introductory text. For explanation of terms, see Appendix A]

SIC code	Kind of business and mall or shopping center location	Establishments (number)	Sales (\$1,000)	Under-roof floor space		Sales per square foot of selling space (dollar)	Selling space as percent of total floor space
				Total (1,000 sq. ft.)	Selling (1,000 sq. ft.)		
<b>Mayagüez Region—Con.</b>							
5411	Grocery stores—Con.						
5411 pt.	Supermarkets .....	34	227 934	588	427	534	72.6
	In a mall or shopping center .....	7	D	D	D	D	D
	Not in a mall or shopping center .....	20	D	D	D	D	D
	Not reported .....	7	D	D	D	D	D
5411 pt.	Cash & carry .....	3	1 584	12	9	176	75.0
	In a mall or shopping center .....	—	—	—	—	—	—
	Not in a mall or shopping center .....	2	D	D	D	D	D
	Not reported .....	1	D	D	D	—	D
5912	Drug stores & proprietary stores .....	61	57 013	418	206	277	49.3
	In a mall or shopping center .....	7	20 191	49	33	612	67.8
	Not in a mall or shopping center .....	43	33 495	260	131	256	50.3
	Not reported .....	11	3 327	110	42	79	38.6
<b>Ponce Region</b>							
5311	Department stores <sup>1</sup> .....	5	114 407	634	494	232	77.9
	In a mall or shopping center .....	4	D	D	D	D	D
	Not in a mall or shopping center .....	—	—	—	—	—	—
	Not reported .....	1	D	D	D	D	D
5331	Variety stores .....	17	D	D	D	D	D
	In a mall or shopping center .....	3	D	D	D	D	D
	Not in a mall or shopping center .....	10	D	D	D	D	D
	Not reported .....	4	1 619	8	6	270	71.8
5411	Grocery stores .....	115	362 649	1 350	981	370	72.7
	In a mall or shopping center .....	8	D	D	D	D	D
	Not in a mall or shopping center .....	59	174 466	555	405	431	73.0
	Not reported .....	48	D	D	D	D	D
5411 pt.	Grocery stores .....	67	D	D	D	D	D
	In a mall or shopping center .....	—	—	—	—	—	—
	Not in a mall or shopping center .....	31	D	D	D	D	D
	Not reported .....	36	D	D	D	D	D
5411 pt.	Supermarkets .....	33	205 161	469	343	598	73.1
	In a mall or shopping center .....	8	D	D	D	D	D
	Not in a mall or shopping center .....	21	89 415	177	131	683	73.9
	Not reported .....	4	D	D	D	D	D
5411 pt.	Cash & carry .....	15	D	D	D	D	D
	In a mall or shopping center .....	7	—	—	—	—	—
	Not in a mall or shopping center .....	7	D	D	D	D	D
	Not reported .....	8	D	D	D	D	D
5912	Drug stores & proprietary stores .....	78	97 122	651	318	305	48.8
	In a mall or shopping center .....	8	29 534	66	49	603	73.5
	Not in a mall or shopping center .....	54	56 289	331	174	324	52.5
	Not reported .....	16	11 299	253	95	119	37.5
<b>San Juan Region</b>							
5311	Department stores <sup>1</sup> .....	14	493 349	1 921	1 504	328	78.3
	In a mall or shopping center .....	10	D	D	D	D	D
	Not in a mall or shopping center .....	3	D	D	D	D	D
	Not reported .....	1	D	D	D	D	D
5331	Variety stores .....	34	93 687	334	261	359	78.1
	In a mall or shopping center .....	6	D	D	D	D	D
	Not in a mall or shopping center .....	19	D	D	D	D	D
	Not reported .....	9	11 464	59	43	267	72.7
5411	Grocery stores .....	251	1 012 062	3 890	2 851	355	73.3
	In a mall or shopping center .....	49	514 723	1 148	839	613	73.1
	Not in a mall or shopping center .....	100	194 227	691	502	387	72.5
	Not reported .....	102	303 112	2 050	1 510	201	73.6
5411 pt.	Grocery stores .....	137	D	D	D	D	D
	In a mall or shopping center .....	4	D	D	D	D	D
	Not in a mall or shopping center .....	62	D	D	D	D	D
	Not reported .....	71	D	D	D	D	D
5411 pt.	Supermarkets .....	97	719 051	1 983	1 446	497	72.9
	In a mall or shopping center .....	45	D	D	D	D	D
	Not in a mall or shopping center .....	36	164 073	587	426	385	72.6
	Not reported .....	16	D	D	D	D	D
5411 pt.	Cash & carry .....	17	D	D	D	D	D
	In a mall or shopping center .....	—	—	—	—	—	—
	Not in a mall or shopping center .....	2	D	D	D	D	D
	Not reported .....	15	D	D	D	D	D
5912	Drug stores & proprietary stores .....	188	306 614	1 267	682	450	53.8
	In a mall or shopping center .....	45	120 715	301	188	642	62.3
	Not in a mall or shopping center .....	92	152 030	460	279	545	60.6
	Not reported .....	51	33 869	506	215	158	42.6

<sup>1</sup>Includes sales from catalog order desks.

**Table 15. Franchise Holders by Selected Kind of Business and Mall or Shopping Center Location for Selected Commercial Regions: 1997**

[Detail may not add to total because of rounding. For meaning of abbreviations and symbols, see introductory text. For explanation of terms, see Appendix A]

SIC code	Kind of business and franchise holders within a mall or shopping center location	Establishments (number)	Sales (\$1,000)	Paid employees for pay period including Mar. 12 (number)
<b>PUERTO RICO</b>				
541	Grocery stores .....	1 119	3 264 024	23 351
	In a mall or shopping center .....	114	1 339 977	9 477
	Operating as a franchise .....	13	D	e
	Not operating as a franchise .....	97	1 276 755	9 001
	Not reported .....	4	D	a
	Not in a mall or shopping center .....	594	1 005 344	7 880
	Operating as a franchise .....	33	D	f
	Not operating as a franchise .....	536	860 635	6 788
	Not reported .....	25	D	c
	Not reported .....	411	918 703	5 994
	Operating as a franchise .....	—	—	—
	Not operating as a franchise .....	17	22 673	212
	Not reported .....	394	896 030	5 782
5511	Motor vehicle dealers (new & used) .....	257	2 508 858	5 188
	In a mall or shopping center .....	2	D	a
	Operating as a franchise .....	—	—	—
	Not operating as a franchise .....	2	D	a
	Not reported .....	—	—	—
	Not in a mall or shopping center .....	148	1 464 236	3 371
	Operating as a franchise .....	20	258 294	673
	Not operating as a franchise .....	123	D	h
	Not reported .....	5	D	c
	Not reported .....	107	D	g
	Operating as a franchise .....	—	—	—
	Not operating as a franchise .....	1	D	c
	Not reported .....	106	D	g
5541	Gasoline service stations .....	1 115	1 141 336	5 550
	In a mall or shopping center .....	20	30 177	211
	Operating as a franchise .....	7	9 161	49
	Not operating as a franchise .....	13	21 016	162
	Not reported .....	—	—	—
	Not in a mall or shopping center .....	652	664 100	3 135
	Operating as a franchise .....	187	216 382	871
	Not operating as a franchise .....	438	425 553	2 135
	Not reported .....	27	22 165	129
	Not reported .....	443	447 059	2 204
	Operating as a franchise .....	10	10 252	77
	Not operating as a franchise .....	5	8 059	35
	Not reported .....	428	428 748	2 092
5812	Eating places .....	2 873	1 406 524	36 138
	In a mall or shopping center .....	330	281 446	7 363
	Operating as a franchise .....	157	193 534	5 224
	Not operating as a franchise .....	161	81 182	2 016
	Not reported .....	12	6 730	123
	Not in a mall or shopping center .....	1 463	648 859	17 366
	Operating as a franchise .....	213	235 813	6 738
	Not operating as a franchise .....	1 212	398 079	10 257
	Not reported .....	38	14 967	371
	Not reported .....	1 080	476 219	11 409
	Operating as a franchise .....	5	18 339	501
	Not operating as a franchise .....	7	1 140	24
	Not reported .....	1 068	456 740	10 884
598	Fuel dealers .....	118	42 742	490
	In a mall or shopping center .....	1	D	a
	Operating as a franchise .....	—	—	—
	Not operating as a franchise .....	1	D	a
	Not reported .....	—	—	—
	Not in a mall or shopping center .....	88	34 860	399
	Operating as a franchise .....	4	D	a
	Not operating as a franchise .....	81	D	e
	Not reported .....	3	628	11
	Not reported .....	29	D	b
	Operating as a franchise .....	1	D	a
	Not operating as a franchise .....	—	—	—
	Not reported .....	28	7 547	87
5995	Optical goods stores .....	203	82 593	1 115
	In a mall or shopping center .....	65	40 051	526
	Operating as a franchise .....	5	D	b
	Not operating as a franchise .....	45	33 752	446
	Not reported .....	15	D	b
	Not in a mall or shopping center .....	59	10 911	145
	Operating as a franchise .....	1	D	a
	Not operating as a franchise .....	40	6 119	96
	Not reported .....	18	D	b
	Not reported .....	79	31 631	444
	Operating as a franchise .....	—	—	—
	Not operating as a franchise .....	—	—	—
	Not reported .....	79	31 631	444
<b>Aguadilla Region</b>				
541	Grocery stores .....	70	176 847	1 712
	In a mall or shopping center .....	8	63 507	651
	Operating as a franchise .....	—	—	—
	Not operating as a franchise .....	8	63 507	651
	Not reported .....	—	—	—
	Not in a mall or shopping center .....	40	63 080	603
	Operating as a franchise .....	—	—	—
	Not operating as a franchise .....	38	D	f
	Not reported .....	2	D	a
	Not reported .....	22	50 260	458
	Operating as a franchise .....	—	—	—
	Not operating as a franchise .....	1	D	a
	Not reported .....	21	D	e



Table 15. Franchise Holders by Selected Kind of Business and Mall or Shopping Center Location for Selected Commercial Regions: 1997—Con.

[Detail may not add to total because of rounding. For meaning of abbreviations and symbols, see introductory text. For explanation of terms, see Appendix A]

SIC code	Kind of business and franchise holders within a mall or shopping center location	Establishments (number)	Sales (\$1,000)	Paid employees for pay period including Mar. 12 (number)
<b>Aguadilla Region—Con.</b>				
5511	Motor vehicle dealers (new & used) .....	24	D	c
	In a mall or shopping center .....	1	D	a
	Operating as a franchise .....	—	—	—
	Not operating as a franchise .....	1	D	a
	Not reported .....	—	—	—
	Not in a mall or shopping center .....	16	D	c
	Operating as a franchise .....	2	D	a
	Not operating as a franchise .....	13	D	c
	Not reported .....	1	D	a
	Not reported .....	7	D	b
	Operating as a franchise .....	—	—	—
	Not operating as a franchise .....	—	—	—
	Not reported .....	7	D	b
5541	Gasoline service stations .....	81	57 953	302
	In a mall or shopping center .....	1	D	a
	Operating as a franchise .....	—	—	—
	Not operating as a franchise .....	1	D	a
	Not reported .....	—	—	—
	Not in a mall or shopping center .....	49	40 342	199
	Operating as a franchise .....	7	D	b
	Not operating as a franchise .....	39	D	c
	Not reported .....	3	1 413	8
	Not reported .....	31	D	c
	Operating as a franchise .....	1	D	a
	Not operating as a franchise .....	—	—	—
	Not reported .....	30	D	b
5812	Eating places .....	181	62 079	1 875
	In a mall or shopping center .....	17	10 227	267
	Operating as a franchise .....	8	D	c
	Not operating as a franchise .....	9	D	b
	Not reported .....	—	—	—
	Not in a mall or shopping center .....	98	32 871	1 130
	Operating as a franchise .....	14	D	f
	Not operating as a franchise .....	83	D	f
	Not reported .....	1	D	a
	Not reported .....	66	18 981	478
	Operating as a franchise .....	2	D	b
	Not operating as a franchise .....	3	D	a
	Not reported .....	61	D	e
598	Fuel dealers .....	12	9 835	81
	In a mall or shopping center .....	—	—	—
	Operating as a franchise .....	—	—	—
	Not operating as a franchise .....	—	—	—
	Not reported .....	—	—	—
	Not in a mall or shopping center .....	8	9 279	75
	Operating as a franchise .....	—	—	—
	Not operating as a franchise .....	8	9 279	75
	Not reported .....	—	—	—
	Not reported .....	4	556	6
	Operating as a franchise .....	1	D	a
	Not operating as a franchise .....	—	—	—
	Not reported .....	3	D	a
5995	Optical goods stores .....	14	1 602	30
	In a mall or shopping center .....	1	D	a
	Operating as a franchise .....	1	D	a
	Not operating as a franchise .....	—	—	—
	Not reported .....	—	—	—
	Not in a mall or shopping center .....	8	D	a
	Operating as a franchise .....	—	—	—
	Not operating as a franchise .....	7	547	10
	Not reported .....	1	D	a
	Not reported .....	5	635	14
	Operating as a franchise .....	—	—	—
	Not operating as a franchise .....	—	—	—
	Not reported .....	5	635	14
<b>Arecibo Region</b>				
541	Grocery stores .....	126	342 966	2 325
	In a mall or shopping center .....	11	159 406	941
	Operating as a franchise .....	2	D	b
	Not operating as a franchise .....	9	D	f
	Not reported .....	—	—	—
	Not in a mall or shopping center .....	80	100 380	915
	Operating as a franchise .....	9	D	e
	Not operating as a franchise .....	69	D	f
	Not reported .....	2	D	a
	Not reported .....	35	83 180	469
	Operating as a franchise .....	—	—	—
	Not operating as a franchise .....	—	—	—
	Not reported .....	35	83 180	469
5511	Motor vehicle dealers (new & used) .....	21	100 069	383
	In a mall or shopping center .....	—	—	—
	Operating as a franchise .....	—	—	—
	Not operating as a franchise .....	—	—	—
	Not reported .....	—	—	—
	Not in a mall or shopping center .....	10	65 324	158
	Operating as a franchise .....	—	—	—
	Not operating as a franchise .....	9	D	c
	Not reported .....	1	D	b
	Not reported .....	11	34 745	225
	Operating as a franchise .....	—	—	—
	Not operating as a franchise .....	—	—	—
	Not reported .....	11	34 745	225

Table 15. Franchise Holders by Selected Kind of Business and Mall or Shopping Center Location for Selected Commercial Regions: 1997—Con.

[Detail may not add to total because of rounding. For meaning of abbreviations and symbols, see introductory text. For explanation of terms, see Appendix A]

SIC code	Kind of business and franchise holders within a mall or shopping center location	Establishments (number)	Sales (\$1,000)	Paid employees for pay period including Mar. 12 (number)
<b>Arecibo Region—Con.</b>				
5541	Gasoline service stations . . . . .	131	117 343	535
	In a mall or shopping center . . . . .	1	D	a
	Operating as a franchise . . . . .	—	—	—
	Not operating as a franchise . . . . .	1	D	a
	Not reported . . . . .	—	—	—
	Not in a mall or shopping center . . . . .	91	D	e
	Operating as a franchise . . . . .	17	17 530	69
	Not operating as a franchise . . . . .	70	D	e
	Not reported . . . . .	4	D	b
	Not reported . . . . .	39	D	c
	Operating as a franchise . . . . .	—	—	—
	Not operating as a franchise . . . . .	—	—	—
	Not reported . . . . .	39	D	c
5812	Eating places . . . . .	262	98 115	2 464
	In a mall or shopping center . . . . .	28	27 487	674
	Operating as a franchise . . . . .	18	D	f
	Not operating as a franchise . . . . .	9	D	c
	Not reported . . . . .	1	D	a
	Not in a mall or shopping center . . . . .	133	36 228	1 007
	Operating as a franchise . . . . .	15	D	e
	Not operating as a franchise . . . . .	114	D	f
	Not reported . . . . .	4	D	a
	Not reported . . . . .	101	34 400	783
	Operating as a franchise . . . . .	—	—	—
	Not operating as a franchise . . . . .	—	—	—
	Not reported . . . . .	101	34 400	783
598	Fuel dealers . . . . .	22	6 626	89
	In a mall or shopping center . . . . .	1	D	a
	Operating as a franchise . . . . .	—	—	—
	Not operating as a franchise . . . . .	1	D	a
	Not reported . . . . .	—	—	—
	Not in a mall or shopping center . . . . .	14	D	b
	Operating as a franchise . . . . .	1	D	a
	Not operating as a franchise . . . . .	13	D	b
	Not reported . . . . .	—	—	—
	Not reported . . . . .	7	3 750	44
	Operating as a franchise . . . . .	—	—	—
	Not operating as a franchise . . . . .	—	—	—
	Not reported . . . . .	7	3 750	44
5995	Optical goods stores . . . . .	18	D	b
	In a mall or shopping center . . . . .	4	D	a
	Operating as a franchise . . . . .	—	—	—
	Not operating as a franchise . . . . .	3	D	a
	Not reported . . . . .	1	D	a
	Not in a mall or shopping center . . . . .	7	D	b
	Operating as a franchise . . . . .	—	—	—
	Not operating as a franchise . . . . .	5	1 155	22
	Not reported . . . . .	2	D	a
	Not reported . . . . .	7	1 803	31
	Operating as a franchise . . . . .	—	—	—
	Not operating as a franchise . . . . .	—	—	—
	Not reported . . . . .	7	1 803	31
<b>Bayamón Region</b>				
541	Grocery stores . . . . .	192	516 786	3 466
	In a mall or shopping center . . . . .	15	224 646	1 573
	Operating as a franchise . . . . .	2	D	b
	Not operating as a franchise . . . . .	13	D	g
	Not reported . . . . .	—	—	—
	Not in a mall or shopping center . . . . .	102	125 551	898
	Operating as a franchise . . . . .	9	D	c
	Not operating as a franchise . . . . .	88	D	f
	Not reported . . . . .	5	D	b
	Not reported . . . . .	75	166 589	995
	Operating as a franchise . . . . .	—	—	—
	Not operating as a franchise . . . . .	3	D	a
	Not reported . . . . .	72	D	f
5511	Motor vehicle dealers (new & used) . . . . .	45	495 841	794
	In a mall or shopping center . . . . .	—	—	—
	Operating as a franchise . . . . .	—	—	—
	Not operating as a franchise . . . . .	—	—	—
	Not reported . . . . .	—	—	—
	Not in a mall or shopping center . . . . .	25	349 776	481
	Operating as a franchise . . . . .	2	D	a
	Not operating as a franchise . . . . .	22	D	e
	Not reported . . . . .	1	D	a
	Not reported . . . . .	20	146 065	313
	Operating as a franchise . . . . .	—	—	—
	Not operating as a franchise . . . . .	1	D	c
	Not reported . . . . .	19	D	c
5541	Gasoline service stations . . . . .	163	176 706	789
	In a mall or shopping center . . . . .	3	3 894	19
	Operating as a franchise . . . . .	1	D	a
	Not operating as a franchise . . . . .	2	D	a
	Not reported . . . . .	—	—	—
	Not in a mall or shopping center . . . . .	92	96 704	438
	Operating as a franchise . . . . .	32	D	c
	Not operating as a franchise . . . . .	58	59 409	295
	Not reported . . . . .	2	D	a
	Not reported . . . . .	68	76 108	332
	Operating as a franchise . . . . .	1	D	a
	Not operating as a franchise . . . . .	1	D	a
	Not reported . . . . .	66	D	e

Table 15. Franchise Holders by Selected Kind of Business and Mall or Shopping Center Location for Selected Commercial Regions: 1997—Con.

[Detail may not add to total because of rounding. For meaning of abbreviations and symbols, see introductory text. For explanation of terms, see Appendix A]

SIC code	Kind of business and franchise holders within a mall or shopping center location	Establishments (number)	Sales (\$1,000)	Paid employees for pay period including Mar. 12 (number)
<b>Bayamón Region—Con.</b>				
5812	Eating places .....	342	D	h
	In a mall or shopping center .....	43	59 582	1 555
	Operating as a franchise .....	26	D	g
	Not operating as a franchise .....	15	D	c
	Not reported .....	2	D	a
	Not in a mall or shopping center .....	184	76 923	1 992
	Operating as a franchise .....	26	33 655	903
	Not operating as a franchise .....	152	42 118	1 072
	Not reported .....	6	1 150	17
	Not reported .....	115	D	f
	Operating as a franchise .....	1	D	b
	Not operating as a franchise .....	1	D	a
	Not reported .....	113	D	f
598	Fuel dealers .....	14	3 691	30
	In a mall or shopping center .....	—	—	—
	Operating as a franchise .....	—	—	—
	Not operating as a franchise .....	—	—	—
	Not reported .....	—	—	—
	Not in a mall or shopping center .....	10	2 641	22
	Operating as a franchise .....	1	D	a
	Not operating as a franchise .....	8	D	b
	Not reported .....	1	D	a
	Not reported .....	4	1 050	8
	Operating as a franchise .....	—	—	—
	Not operating as a franchise .....	—	—	—
	Not reported .....	4	1 050	8
5995	Optical goods stores .....	30	6 997	87
	In a mall or shopping center .....	6	1 941	28
	Operating as a franchise .....	1	D	a
	Not operating as a franchise .....	2	D	a
	Not reported .....	3	1 136	13
	Not in a mall or shopping center .....	12	2 506	29
	Operating as a franchise .....	—	—	—
	Not operating as a franchise .....	7	D	a
	Not reported .....	5	D	a
	Not reported .....	12	2 550	30
	Operating as a franchise .....	—	—	—
	Not operating as a franchise .....	—	—	—
	Not reported .....	12	2 550	30
<b>Caguas Region</b>				
541	Grocery stores .....	175	398 682	3 165
	In a mall or shopping center .....	10	D	f
	Operating as a franchise .....	—	—	—
	Not operating as a franchise .....	10	D	f
	Not reported .....	—	—	—
	Not in a mall or shopping center .....	95	156 030	1 387
	Operating as a franchise .....	2	D	c
	Not operating as a franchise .....	89	D	g
	Not reported .....	4	1 007	16
	Not reported .....	70	D	g
	Operating as a franchise .....	—	—	—
	Not operating as a franchise .....	3	D	b
	Not reported .....	67	124 348	955
5511	Motor vehicle dealers (new & used) .....	41	385 382	881
	In a mall or shopping center .....	—	—	—
	Operating as a franchise .....	—	—	—
	Not operating as a franchise .....	—	—	—
	Not reported .....	—	—	—
	Not in a mall or shopping center .....	28	312 794	716
	Operating as a franchise .....	4	D	e
	Not operating as a franchise .....	24	D	e
	Not reported .....	—	—	—
	Not reported .....	13	72 588	165
	Operating as a franchise .....	—	—	—
	Not operating as a franchise .....	—	—	—
	Not reported .....	13	72 588	165
5541	Gasoline service stations .....	166	150 958	768
	In a mall or shopping center .....	2	D	a
	Operating as a franchise .....	—	—	—
	Not operating as a franchise .....	2	D	a
	Not reported .....	—	—	—
	Not in a mall or shopping center .....	100	93 699	457
	Operating as a franchise .....	30	D	c
	Not operating as a franchise .....	68	58 807	283
	Not reported .....	2	D	a
	Not reported .....	64	D	e
	Operating as a franchise .....	1	D	a
	Not operating as a franchise .....	2	D	a
	Not reported .....	61	D	e
5812	Eating places .....	393	153 171	4 148
	In a mall or shopping center .....	39	D	f
	Operating as a franchise .....	17	D	e
	Not operating as a franchise .....	21	D	c
	Not reported .....	1	D	a
	Not in a mall or shopping center .....	202	81 724	2 220
	Operating as a franchise .....	33	D	g
	Not operating as a franchise .....	164	D	g
	Not reported .....	5	D	b
	Not reported .....	152	D	g
	Operating as a franchise .....	—	—	—
	Not operating as a franchise .....	—	—	—
	Not reported .....	152	D	g

Table 15. Franchise Holders by Selected Kind of Business and Mall or Shopping Center Location for Selected Commercial Regions: 1997—Con.

[Detail may not add to total because of rounding. For meaning of abbreviations and symbols, see introductory text. For explanation of terms, see Appendix A]

SIC code	Kind of business and franchise holders within a mall or shopping center location	Establishments (number)	Sales (\$1,000)	Paid employees for pay period including Mar. 12 (number)
<b>Caguas Region—Con.</b>				
598	Fuel dealers .....	22	2 386	36
	In a mall or shopping center .....	—	—	—
	Operating as a franchise .....	—	—	—
	Not operating as a franchise .....	—	—	—
	Not reported .....	—	—	—
	Not in a mall or shopping center .....	17	1 918	29
	Operating as a franchise .....	2	D	a
	Not operating as a franchise .....	15	D	b
	Not reported .....	—	—	—
	Not reported .....	5	468	7
	Operating as a franchise .....	—	—	—
	Not operating as a franchise .....	—	—	—
	Not reported .....	5	468	7
5995	Optical goods stores .....	21	D	b
	In a mall or shopping center .....	5	2 880	27
	Operating as a franchise .....	—	—	—
	Not operating as a franchise .....	2	D	a
	Not reported .....	3	D	b
	Not in a mall or shopping center .....	7	D	a
	Operating as a franchise .....	—	—	—
	Not operating as a franchise .....	4	D	a
	Not reported .....	3	D	a
	Not reported .....	9	D	b
	Operating as a franchise .....	—	—	—
	Not operating as a franchise .....	—	—	—
	Not reported .....	9	D	b
<b>Fajardo Region</b>				
541	Grocery stores .....	50	113 169	732
	In a mall or shopping center .....	4	D	e
	Operating as a franchise .....	1	D	b
	Not operating as a franchise .....	3	D	c
	Not reported .....	—	—	—
	Not in a mall or shopping center .....	29	33 092	262
	Operating as a franchise .....	—	—	—
	Not operating as a franchise .....	27	D	e
	Not reported .....	2	D	a
	Not reported .....	17	D	c
	Operating as a franchise .....	—	—	—
	Not operating as a franchise .....	—	—	—
	Not reported .....	17	D	c
5511	Motor vehicle dealers (new & used) .....	7	D	b
	In a mall or shopping center .....	—	—	—
	Operating as a franchise .....	—	—	—
	Not operating as a franchise .....	—	—	—
	Not reported .....	—	—	—
	Not in a mall or shopping center .....	3	D	b
	Operating as a franchise .....	1	D	a
	Not operating as a franchise .....	2	D	a
	Not reported .....	—	—	—
	Not reported .....	4	D	a
	Operating as a franchise .....	—	—	—
	Not operating as a franchise .....	—	—	—
	Not reported .....	4	D	a
5541	Gasoline service stations .....	40	41 242	167
	In a mall or shopping center .....	—	—	—
	Operating as a franchise .....	—	—	—
	Not operating as a franchise .....	—	—	—
	Not reported .....	—	—	—
	Not in a mall or shopping center .....	24	22 663	85
	Operating as a franchise .....	4	D	a
	Not operating as a franchise .....	19	18 837	76
	Not reported .....	1	D	a
	Not reported .....	16	18 579	82
	Operating as a franchise .....	—	—	—
	Not operating as a franchise .....	—	—	—
	Not reported .....	16	18 579	82
5812	Eating places .....	117	51 207	1 496
	In a mall or shopping center .....	13	D	c
	Operating as a franchise .....	8	D	c
	Not operating as a franchise .....	5	D	b
	Not reported .....	—	—	—
	Not in a mall or shopping center .....	62	24 774	674
	Operating as a franchise .....	8	D	e
	Not operating as a franchise .....	51	D	e
	Not reported .....	3	D	b
	Not reported .....	42	D	f
	Operating as a franchise .....	—	—	—
	Not operating as a franchise .....	—	—	—
	Not reported .....	42	D	f
598	Fuel dealers .....	6	D	a
	In a mall or shopping center .....	—	—	—
	Operating as a franchise .....	—	—	—
	Not operating as a franchise .....	—	—	—
	Not reported .....	—	—	—
	Not in a mall or shopping center .....	4	D	a
	Operating as a franchise .....	—	—	—
	Not operating as a franchise .....	4	D	a
	Not reported .....	—	—	—
	Not reported .....	2	D	a
	Operating as a franchise .....	—	—	—
	Not operating as a franchise .....	—	—	—
	Not reported .....	2	D	a

Table 15. Franchise Holders by Selected Kind of Business and Mall or Shopping Center Location for Selected Commercial Regions: 1997—Con.

[Detail may not add to total because of rounding. For meaning of abbreviations and symbols, see introductory text. For explanation of terms, see Appendix A]

SIC code	Kind of business and franchise holders within a mall or shopping center location	Establishments (number)	Sales (\$1,000)	Paid employees for pay period including Mar. 12 (number)
<b>Fajardo Region—Con.</b>				
5995	Optical goods stores . . . . .	7	D	a
	In a mall or shopping center . . . . .	3	D	a
	Operating as a franchise . . . . .	1	D	a
	Not operating as a franchise . . . . .	1	D	a
	Not reported . . . . .	1	D	a
	Not in a mall or shopping center . . . . .	1	D	a
	Operating as a franchise . . . . .	—	—	—
	Not operating as a franchise . . . . .	1	D	a
	Not reported . . . . .	—	—	—
	Not reported . . . . .	3	D	a
	Operating as a franchise . . . . .	—	—	—
	Not operating as a franchise . . . . .	—	—	—
	Not reported . . . . .	3	D	a
<b>Guayama Region</b>				
541	Grocery stores . . . . .	34	81 414	614
	In a mall or shopping center . . . . .	1	D	c
	Operating as a franchise . . . . .	—	—	—
	Not operating as a franchise . . . . .	1	D	c
	Not reported . . . . .	—	—	—
	Not in a mall or shopping center . . . . .	23	45 907	353
	Operating as a franchise . . . . .	—	—	—
	Not operating as a franchise . . . . .	22	D	e
	Not reported . . . . .	1	D	a
	Not reported . . . . .	10	D	c
	Operating as a franchise . . . . .	—	—	—
	Not operating as a franchise . . . . .	—	—	—
	Not reported . . . . .	10	D	c
5511	Motor vehicle dealers (new & used) . . . . .	4	15 698	31
	In a mall or shopping center . . . . .	—	—	—
	Operating as a franchise . . . . .	—	—	—
	Not operating as a franchise . . . . .	—	—	—
	Not reported . . . . .	—	—	—
	Not in a mall or shopping center . . . . .	2	D	a
	Operating as a franchise . . . . .	—	—	—
	Not operating as a franchise . . . . .	2	D	a
	Not reported . . . . .	—	—	—
	Not reported . . . . .	2	D	a
	Operating as a franchise . . . . .	—	—	—
	Not operating as a franchise . . . . .	—	—	—
	Not reported . . . . .	2	D	a
5541	Gasoline service stations . . . . .	43	35 849	158
	In a mall or shopping center . . . . .	—	—	—
	Operating as a franchise . . . . .	—	—	—
	Not operating as a franchise . . . . .	—	—	—
	Not reported . . . . .	—	—	—
	Not in a mall or shopping center . . . . .	20	D	b
	Operating as a franchise . . . . .	7	5 748	22
	Not operating as a franchise . . . . .	12	13 489	46
	Not reported . . . . .	1	D	a
	Not reported . . . . .	23	D	b
	Operating as a franchise . . . . .	—	—	—
	Not operating as a franchise . . . . .	—	—	—
	Not reported . . . . .	23	D	b
5812	Eating places . . . . .	81	D	f
	In a mall or shopping center . . . . .	7	4 632	153
	Operating as a franchise . . . . .	4	D	c
	Not operating as a franchise . . . . .	3	D	b
	Not reported . . . . .	—	—	—
	Not in a mall or shopping center . . . . .	42	13 005	367
	Operating as a franchise . . . . .	5	D	c
	Not operating as a franchise . . . . .	37	D	c
	Not reported . . . . .	—	—	—
	Not reported . . . . .	32	D	c
	Operating as a franchise . . . . .	—	—	—
	Not operating as a franchise . . . . .	1	D	a
	Not reported . . . . .	31	D	c
598	Fuel dealers . . . . .	4	6 993	52
	In a mall or shopping center . . . . .	—	—	—
	Operating as a franchise . . . . .	—	—	—
	Not operating as a franchise . . . . .	—	—	—
	Not reported . . . . .	—	—	—
	Not in a mall or shopping center . . . . .	3	D	b
	Operating as a franchise . . . . .	—	—	—
	Not operating as a franchise . . . . .	3	D	b
	Not reported . . . . .	—	—	—
	Not reported . . . . .	1	D	a
	Operating as a franchise . . . . .	—	—	—
	Not operating as a franchise . . . . .	—	—	—
	Not reported . . . . .	1	D	a
5995	Optical goods stores . . . . .	4	D	a
	In a mall or shopping center . . . . .	—	—	—
	Operating as a franchise . . . . .	—	—	—
	Not operating as a franchise . . . . .	—	—	—
	Not reported . . . . .	—	—	—
	Not in a mall or shopping center . . . . .	3	703	7
	Operating as a franchise . . . . .	—	—	—
	Not operating as a franchise . . . . .	2	D	a
	Not reported . . . . .	1	D	a
	Not reported . . . . .	1	D	a
	Operating as a franchise . . . . .	—	—	—
	Not operating as a franchise . . . . .	—	—	—
	Not reported . . . . .	1	D	a

Table 15. Franchise Holders by Selected Kind of Business and Mall or Shopping Center Location for Selected Commercial Regions: 1997—Con.

[Detail may not add to total because of rounding. For meaning of abbreviations and symbols, see introductory text. For explanation of terms, see Appendix A]

SIC code	Kind of business and franchise holders within a mall or shopping center location	Establishments (number)	Sales (\$1,000)	Paid employees for pay period including Mar. 12 (number)
<b>Mayagüez Region</b>				
541	Grocery stores .....	106	259 449	1 966
	In a mall or shopping center .....	8	D	f
	Operating as a franchise .....	—	—	—
	Not operating as a franchise .....	6	D	f
	Not reported .....	2	D	a
	Not in a mall or shopping center .....	66	112 611	764
	Operating as a franchise .....	1	D	b
	Not operating as a franchise .....	61	D	f
	Not reported .....	4	D	b
	Not reported .....	32	D	e
	Operating as a franchise .....	—	—	—
	Not operating as a franchise .....	—	—	—
	Not reported .....	32	D	e
5511	Motor vehicle dealers (new & used) .....	19	157 020	431
	In a mall or shopping center .....	—	—	—
	Operating as a franchise .....	—	—	—
	Not operating as a franchise .....	—	—	—
	Not reported .....	—	—	—
	Not in a mall or shopping center .....	12	99 311	275
	Operating as a franchise .....	3	D	b
	Not operating as a franchise .....	9	D	c
	Not reported .....	—	—	—
	Not reported .....	7	57 709	156
	Operating as a franchise .....	—	—	—
	Not operating as a franchise .....	—	—	—
	Not reported .....	7	57 709	156
5541	Gasoline service stations .....	111	89 686	528
	In a mall or shopping center .....	2	D	b
	Operating as a franchise .....	—	—	—
	Not operating as a franchise .....	2	D	b
	Not reported .....	—	—	—
	Not in a mall or shopping center .....	62	46 298	258
	Operating as a franchise .....	12	11 062	41
	Not operating as a franchise .....	46	D	c
	Not reported .....	4	D	a
	Not reported .....	47	D	c
	Operating as a franchise .....	—	—	—
	Not operating as a franchise .....	—	—	—
	Not reported .....	47	D	c
5812	Eating places .....	250	80 300	2 246
	In a mall or shopping center .....	32	26 054	586
	Operating as a franchise .....	14	15 075	357
	Not operating as a franchise .....	18	10 979	229
	Not reported .....	—	—	—
	Not in a mall or shopping center .....	145	36 456	1 132
	Operating as a franchise .....	14	13 240	448
	Not operating as a franchise .....	128	22 776	672
	Not reported .....	3	440	12
	Not reported .....	73	17 790	528
	Operating as a franchise .....	—	—	—
	Not operating as a franchise .....	—	—	—
	Not reported .....	73	17 790	528
598	Fuel dealers .....	11	D	b
	In a mall or shopping center .....	—	—	—
	Operating as a franchise .....	—	—	—
	Not operating as a franchise .....	—	—	—
	Not reported .....	—	—	—
	Not in a mall or shopping center .....	9	3 006	42
	Operating as a franchise .....	—	—	—
	Not operating as a franchise .....	9	3 006	42
	Not reported .....	—	—	—
	Not reported .....	2	D	a
	Operating as a franchise .....	—	—	—
	Not operating as a franchise .....	—	—	—
	Not reported .....	2	D	a
5995	Optical goods stores .....	17	3 086	47
	In a mall or shopping center .....	6	1 625	27
	Operating as a franchise .....	2	D	a
	Not operating as a franchise .....	2	D	a
	Not reported .....	2	D	a
	Not in a mall or shopping center .....	5	486	6
	Operating as a franchise .....	—	—	—
	Not operating as a franchise .....	5	486	6
	Not reported .....	—	—	—
	Not reported .....	6	975	14
	Operating as a franchise .....	—	—	—
	Not operating as a franchise .....	—	—	—
	Not reported .....	6	975	14
<b>Ponce Region</b>				
541	Grocery stores .....	115	362 649	2 925
	In a mall or shopping center .....	8	D	f
	Operating as a franchise .....	—	—	—
	Not operating as a franchise .....	8	D	f
	Not reported .....	—	—	—
	Not in a mall or shopping center .....	59	174 466	1 334
	Operating as a franchise .....	4	D	b
	Not operating as a franchise .....	55	D	g
	Not reported .....	—	—	—
	Not reported .....	48	D	f
	Operating as a franchise .....	—	—	—
	Not operating as a franchise .....	—	—	—
	Not reported .....	48	D	f

Table 15. Franchise Holders by Selected Kind of Business and Mall or Shopping Center Location for Selected Commercial Regions: 1997—Con.

[Detail may not add to total because of rounding. For meaning of abbreviations and symbols, see introductory text. For explanation of terms, see Appendix A]

SIC code	Kind of business and franchise holders within a mall or shopping center location	Establishments (number)	Sales (\$1,000)	Paid employees for pay period including Mar. 12 (number)
<b>Ponce Region—Con.</b>				
5511	Motor vehicle dealers (new & used) .....	18	80 327	196
	In a mall or shopping center .....	—	—	—
	Operating as a franchise .....	—	—	—
	Not operating as a franchise .....	—	—	—
	Not reported .....	—	—	—
	Not in a mall or shopping center .....	13	58 088	159
	Operating as a franchise .....	3	27 255	69
	Not operating as a franchise .....	10	30 833	90
	Not reported .....	—	—	—
	Not reported .....	5	22 239	37
	Operating as a franchise .....	—	—	—
	Not operating as a franchise .....	—	—	—
	Not reported .....	5	22 239	37
5541	Gasoline service stations .....	128	119 329	598
	In a mall or shopping center .....	4	5 169	20
	Operating as a franchise .....	—	D	a
	Not operating as a franchise .....	3	D	a
	Not reported .....	—	—	—
	Not in a mall or shopping center .....	77	75 703	397
	Operating as a franchise .....	27	D	c
	Not operating as a franchise .....	43	D	c
	Not reported .....	7	D	b
	Not reported .....	47	38 457	181
	Operating as a franchise .....	1	D	a
	Not operating as a franchise .....	—	—	—
	Not reported .....	46	D	c
5812	Eating places .....	255	100 069	2 853
	In a mall or shopping center .....	37	19 490	557
	Operating as a franchise .....	11	D	e
	Not operating as a franchise .....	25	D	e
	Not reported .....	1	D	a
	Not in a mall or shopping center .....	123	47 732	1 330
	Operating as a franchise .....	19	D	f
	Not operating as a franchise .....	102	D	f
	Not reported .....	2	D	b
	Not reported .....	95	32 847	966
	Operating as a franchise .....	—	—	—
	Not operating as a franchise .....	—	—	—
	Not reported .....	95	32 847	966
598	Fuel dealers .....	14	2 816	41
	In a mall or shopping center .....	—	—	—
	Operating as a franchise .....	—	—	—
	Not operating as a franchise .....	—	—	—
	Not reported .....	—	—	—
	Not in a mall or shopping center .....	12	D	b
	Operating as a franchise .....	—	—	—
	Not operating as a franchise .....	10	2 170	27
	Not reported .....	2	D	a
	Not reported .....	2	D	a
	Operating as a franchise .....	—	—	—
	Not operating as a franchise .....	—	—	—
	Not reported .....	2	D	a
5995	Optical goods stores .....	16	D	b
	In a mall or shopping center .....	5	1 585	24
	Operating as a franchise .....	—	—	—
	Not operating as a franchise .....	3	D	a
	Not reported .....	2	D	a
	Not in a mall or shopping center .....	7	D	a
	Operating as a franchise .....	—	—	—
	Not operating as a franchise .....	5	D	a
	Not reported .....	2	D	a
	Not reported .....	4	1 654	21
	Operating as a franchise .....	—	—	—
	Not operating as a franchise .....	—	—	—
	Not reported .....	4	1 654	21
<b>San Juan Region</b>				
541	Grocery stores .....	251	1 012 062	6 446
	In a mall or shopping center .....	49	514 723	3 395
	Operating as a franchise .....	8	D	e
	Not operating as a franchise .....	39	D	h
	Not reported .....	2	D	a
	Not in a mall or shopping center .....	100	194 227	1 364
	Operating as a franchise .....	8	D	e
	Not operating as a franchise .....	87	D	g
	Not reported .....	5	D	a
	Not reported .....	102	303 112	1 687
	Operating as a franchise .....	—	—	—
	Not operating as a franchise .....	10	D	c
	Not reported .....	92	D	g
5511	Motor vehicle dealers (new & used) .....	78	1 211 967	2 292
	In a mall or shopping center .....	1	D	a
	Operating as a franchise .....	—	—	—
	Not operating as a franchise .....	1	D	a
	Not reported .....	—	—	—
	Not in a mall or shopping center .....	39	521 974	1 429
	Operating as a franchise .....	5	D	e
	Not operating as a franchise .....	32	D	g
	Not reported .....	2	D	b
	Not reported .....	38	D	f
	Operating as a franchise .....	—	—	—
	Not operating as a franchise .....	—	—	—
	Not reported .....	38	D	f

Table 15. Franchise Holders by Selected Kind of Business and Mall or Shopping Center Location for Selected Commercial Regions: 1997—Con.

[Detail may not add to total because of rounding. For meaning of abbreviations and symbols, see introductory text. For explanation of terms, see Appendix A]

SIC code	Kind of business and franchise holders within a mall or shopping center location	Establishments (number)	Sales (\$1,000)	Paid employees for pay period including Mar. 12 (number)
<b>San Juan Region—Con.</b>				
5541	Gasoline service stations . . . . .	252	352 270	1 705
	In a mall or shopping center . . . . .	7	13 929	118
	Operating as a franchise . . . . .	5	D	b
	Not operating as a franchise . . . . .	2	D	b
	Not reported . . . . .	—	—	—
	Not in a mall or shopping center . . . . .	137	184 787	860
	Operating as a franchise . . . . .	51	80 709	293
	Not operating as a franchise . . . . .	83	101 926	548
	Not reported . . . . .	3	2 152	19
	Not reported . . . . .	108	153 554	727
	Operating as a franchise . . . . .	6	D	b
	Not operating as a franchise . . . . .	2	D	b
	Not reported . . . . .	100	140 929	646
5812	Eating places . . . . .	992	668 233	16 025
	In a mall or shopping center . . . . .	114	D	h
	Operating as a franchise . . . . .	51	D	g
	Not operating as a franchise . . . . .	56	D	f
	Not reported . . . . .	7	D	b
	Not in a mall or shopping center . . . . .	474	299 146	7 514
	Operating as a franchise . . . . .	79	91 119	2 531
	Not operating as a franchise . . . . .	381	200 257	4 767
	Not reported . . . . .	14	7 770	216
	Not reported . . . . .	404	D	i
	Operating as a franchise . . . . .	2	D	e
	Not operating as a franchise . . . . .	2	D	a
	Not reported . . . . .	400	D	i
598	Fuel dealers . . . . .	13	5 458	94
	In a mall or shopping center . . . . .	—	—	—
	Operating as a franchise . . . . .	—	—	—
	Not operating as a franchise . . . . .	—	—	—
	Not reported . . . . .	—	—	—
	Not in a mall or shopping center . . . . .	11	D	b
	Operating as a franchise . . . . .	—	—	—
	Not operating as a franchise . . . . .	11	D	b
	Not reported . . . . .	—	—	—
	Not reported . . . . .	2	D	a
	Operating as a franchise . . . . .	—	—	—
	Not operating as a franchise . . . . .	—	—	—
	Not reported . . . . .	2	D	a
5995	Optical goods stores . . . . .	76	52 521	704
	In a mall or shopping center . . . . .	35	30 459	399
	Operating as a franchise . . . . .	—	—	—
	Not operating as a franchise . . . . .	32	D	e
	Not reported . . . . .	3	D	a
	Not in a mall or shopping center . . . . .	9	2 343	23
	Operating as a franchise . . . . .	1	D	a
	Not operating as a franchise . . . . .	4	D	a
	Not reported . . . . .	4	D	a
	Not reported . . . . .	32	19 719	282
	Operating as a franchise . . . . .	—	—	—
	Not operating as a franchise . . . . .	—	—	—
	Not reported . . . . .	32	19 719	282



**Table 16. Summary Statistics by Mall or Shopping Center Location for Municipios: 1997**

[Detail may not add to total because of rounding. For meaning of abbreviations and symbols, see introductory text. For explanation of terms, see Appendix A]

Geographic area and mall or shopping center location	Establishments (number)	Sales (\$1,000)	Annual payroll (\$1,000)	First-quarter payroll (\$1,000)	Paid employees for pay period including Mar. 12 (number)	Proprietors and partners (number)	Unpaid family workers (number)
<b>Puerto Rico</b> .....	<b>14 582</b>	<b>17 087 950</b>	<b>1 593 219</b>	<b>379 597</b>	<b>153 746</b>	<b>7 957</b>	<b>2 355</b>
In a mall or shopping center .....	1 635	4 565 643	442 483	106 280	44 222	325	132
Not in a mall or shopping center .....	7 595	7 199 547	698 803	164 237	63 877	4 882	1 886
Not reported .....	5 352	5 322 760	451 933	109 080	45 647	2 750	337
<b>Adjuntas</b> .....	<b>69</b>	<b>35 311</b>	<b>2 612</b>	<b>589</b>	<b>301</b>	<b>67</b>	<b>28</b>
In a mall or shopping center .....	—	—	—	—	—	—	—
Not in a mall or shopping center .....	48	23 663	1 637	418	218	53	25
Not reported .....	21	11 648	975	171	83	14	3
<b>Aguada</b> .....	<b>179</b>	<b>99 923</b>	<b>7 806</b>	<b>1 880</b>	<b>948</b>	<b>151</b>	<b>58</b>
In a mall or shopping center .....	5	14 448	835	205	107	3	3
Not in a mall or shopping center .....	115	67 911	5 546	1 335	654	103	44
Not reported .....	59	17 564	1 425	340	187	45	11
<b>Aguadilla</b> .....	<b>294</b>	<b>257 878</b>	<b>23 401</b>	<b>5 800</b>	<b>2 922</b>	<b>197</b>	<b>50</b>
In a mall or shopping center .....	39	83 048	7 776	1 969	1 046	12	6
Not in a mall or shopping center .....	152	109 235	9 555	2 300	1 113	122	36
Not reported .....	103	65 595	6 070	1 531	763	63	8
<b>Aguas Buenas</b> .....	<b>52</b>	<b>38 572</b>	<b>3 633</b>	<b>980</b>	<b>342</b>	<b>49</b>	<b>14</b>
In a mall or shopping center .....	2	D	D	D	b	D	D
Not in a mall or shopping center .....	33	24 853	2 745	659	240	32	10
Not reported .....	17	D	D	D	b	D	D
<b>Aibonito</b> .....	<b>101</b>	<b>44 898</b>	<b>4 452</b>	<b>1 081</b>	<b>544</b>	<b>79</b>	<b>19</b>
In a mall or shopping center .....	2	D	D	D	b	D	D
Not in a mall or shopping center .....	69	25 373	2 546	610	293	54	15
Not reported .....	30	D	D	D	c	D	D
<b>Añasco</b> .....	<b>65</b>	<b>28 418</b>	<b>1 951</b>	<b>465</b>	<b>230</b>	<b>59</b>	<b>24</b>
In a mall or shopping center .....	3	D	D	D	a	D	D
Not in a mall or shopping center .....	44	23 358	1 470	350	174	42	21
Not reported .....	18	D	D	D	b	D	D
<b>Arecibo</b> .....	<b>440</b>	<b>436 449</b>	<b>38 557</b>	<b>9 229</b>	<b>3 881</b>	<b>261</b>	<b>78</b>
In a mall or shopping center .....	39	106 525	11 085	2 739	1 153	6	3
Not in a mall or shopping center .....	237	218 109	17 583	4 119	1 668	150	54
Not reported .....	164	111 815	9 889	2 371	1 060	105	21
<b>Arroyo</b> .....	<b>40</b>	<b>19 458</b>	<b>1 478</b>	<b>376</b>	<b>201</b>	<b>34</b>	<b>7</b>
In a mall or shopping center .....	2	D	D	D	b	D	D
Not in a mall or shopping center .....	23	11 531	943	241	123	22	5
Not reported .....	15	D	D	D	b	D	D
<b>Barceloneta</b> .....	<b>66</b>	<b>39 495</b>	<b>4 094</b>	<b>1 052</b>	<b>472</b>	<b>54</b>	<b>9</b>
In a mall or shopping center .....	1	D	D	D	a	D	D
Not in a mall or shopping center .....	41	30 269	2 930	733	340	36	7
Not reported .....	24	D	D	D	c	D	D
<b>Barranquitas</b> .....	<b>102</b>	<b>59 195</b>	<b>4 238</b>	<b>1 059</b>	<b>509</b>	<b>84</b>	<b>19</b>
In a mall or shopping center .....	4	D	D	D	b	D	D
Not in a mall or shopping center .....	65	27 814	2 041	513	253	54	15
Not reported .....	33	D	D	D	c	D	D
<b>Bayamón</b> .....	<b>1 064</b>	<b>1 847 026</b>	<b>148 007</b>	<b>34 456</b>	<b>13 496</b>	<b>467</b>	<b>113</b>
In a mall or shopping center .....	169	498 368	50 803	11 649	4 934	23	8
Not in a mall or shopping center .....	499	736 635	54 094	12 737	4 594	265	80
Not reported .....	396	612 023	43 110	10 070	3 968	179	25
<b>Cabo Rojo</b> .....	<b>202</b>	<b>106 252</b>	<b>8 846</b>	<b>2 252</b>	<b>1 201</b>	<b>181</b>	<b>75</b>
In a mall or shopping center .....	6	26 932	1 752	442	222	—	—
Not in a mall or shopping center .....	139	64 041	5 761	1 479	778	133	67
Not reported .....	57	15 279	1 333	331	201	48	8
<b>Caguas</b> .....	<b>746</b>	<b>1 267 967</b>	<b>101 056</b>	<b>22 310</b>	<b>9 050</b>	<b>307</b>	<b>73</b>
In a mall or shopping center .....	102	321 956	25 259	5 817	2 570	16	10
Not in a mall or shopping center .....	373	634 049	49 973	10 453	3 846	196	57
Not reported .....	271	311 962	25 824	6 040	2 634	95	6
<b>Camuy</b> .....	<b>96</b>	<b>78 428</b>	<b>4 553</b>	<b>1 044</b>	<b>549</b>	<b>88</b>	<b>26</b>
In a mall or shopping center .....	—	—	—	—	—	—	—
Not in a mall or shopping center .....	63	41 553	2 726	609	351	60	17
Not reported .....	33	36 875	1 827	435	198	28	9

**Table 16. Summary Statistics by Mall or Shopping Center Location for Municipios: 1997—Con.**

[Detail may not add to total because of rounding. For meaning of abbreviations and symbols, see introductory text. For explanation of terms, see Appendix A]

Geographic area and mall or shopping center location	Establishments (number)	Sales (\$1,000)	Annual payroll (\$1,000)	First-quarter payroll (\$1,000)	Paid employees for pay period including Mar. 12 (number)	Proprietors and partners (number)	Unpaid family workers (number)
<b>Canóvanas</b> .....	<b>79</b>	<b>84 199</b>	<b>6 565</b>	<b>1 631</b>	<b>732</b>	<b>48</b>	<b>20</b>
In a mall or shopping center .....	9	14 993	1 216	367	163	2	—
Not in a mall or shopping center .....	47	32 930	3 269	753	283	33	15
Not reported .....	23	36 276	2 080	511	286	13	5
<b>Carolina</b> .....	<b>686</b>	<b>1 234 056</b>	<b>123 571</b>	<b>30 065</b>	<b>11 659</b>	<b>231</b>	<b>67</b>
In a mall or shopping center .....	144	514 384	45 685	11 200	4 577	15	8
Not in a mall or shopping center .....	257	342 843	36 965	9 109	3 166	113	53
Not reported .....	285	376 829	40 921	9 756	3 916	103	6
<b>Cataño</b> .....	<b>56</b>	<b>49 804</b>	<b>5 266</b>	<b>1 311</b>	<b>448</b>	<b>34</b>	<b>6</b>
In a mall or shopping center .....	2	D	D	D	b	D	D
Not in a mall or shopping center .....	35	30 670	3 005	684	293	22	6
Not reported .....	19	D	D	D	c	D	D
<b>Cayey</b> .....	<b>204</b>	<b>208 744</b>	<b>18 468</b>	<b>4 650</b>	<b>1 978</b>	<b>126</b>	<b>24</b>
In a mall or shopping center .....	12	47 396	4 050	1 071	471	3	—
Not in a mall or shopping center .....	109	80 902	7 871	1 791	771	74	16
Not reported .....	83	80 446	6 547	1 788	736	49	8
<b>Ceiba</b> .....	<b>32</b>	<b>13 656</b>	<b>1 528</b>	<b>370</b>	<b>176</b>	<b>28</b>	<b>10</b>
In a mall or shopping center .....	4	D	D	D	b	D	D
Not in a mall or shopping center .....	20	9 820	832	185	76	20	9
Not reported .....	8	D	D	D	b	D	D
<b>Ciales</b> .....	<b>46</b>	<b>16 187</b>	<b>1 503</b>	<b>357</b>	<b>174</b>	<b>41</b>	<b>10</b>
In a mall or shopping center .....	—	—	—	—	—	—	—
Not in a mall or shopping center .....	36	14 134	1 332	316	151	31	10
Not reported .....	10	2 053	171	41	23	10	—
<b>Cidra</b> .....	<b>112</b>	<b>83 355</b>	<b>7 234</b>	<b>1 724</b>	<b>810</b>	<b>80</b>	<b>17</b>
In a mall or shopping center .....	6	1 209	177	43	32	7	5
Not in a mall or shopping center .....	70	63 662	5 116	1 181	575	53	11
Not reported .....	36	18 484	1 941	500	203	20	1
<b>Coamo</b> .....	<b>111</b>	<b>56 433</b>	<b>5 455</b>	<b>1 344</b>	<b>602</b>	<b>93</b>	<b>51</b>
In a mall or shopping center .....	1	D	D	D	a	D	D
Not in a mall or shopping center .....	75	34 166	3 533	860	380	69	45
Not reported .....	35	D	D	D	c	D	D
<b>Comerio</b> .....	<b>46</b>	<b>17 832</b>	<b>1 599</b>	<b>406</b>	<b>217</b>	<b>41</b>	<b>10</b>
In a mall or shopping center .....	—	—	—	—	—	—	—
Not in a mall or shopping center .....	26	10 942	1 036	265	145	23	8
Not reported .....	20	6 890	563	141	72	18	2
<b>Corozal</b> .....	<b>116</b>	<b>69 183</b>	<b>5 214</b>	<b>1 195</b>	<b>578</b>	<b>86</b>	<b>23</b>
In a mall or shopping center .....	3	819	60	15	6	2	1
Not in a mall or shopping center .....	78	43 846	3 747	891	408	60	20
Not reported .....	35	24 518	1 407	289	164	24	2
<b>Culebra</b> .....	<b>6</b>	<b>3 132</b>	<b>265</b>	<b>61</b>	<b>34</b>	<b>7</b>	<b>1</b>
In a mall or shopping center .....	—	—	—	—	—	—	—
Not in a mall or shopping center .....	4	D	D	D	a	D	D
Not reported .....	2	D	D	D	b	D	D
<b>Dorado</b> .....	<b>73</b>	<b>63 689</b>	<b>7 013</b>	<b>1 740</b>	<b>708</b>	<b>38</b>	<b>19</b>
In a mall or shopping center .....	9	13 034	1 490	417	144	3	3
Not in a mall or shopping center .....	33	24 961	2 528	520	244	21	10
Not reported .....	31	25 694	2 995	803	320	14	6
<b>Fajardo</b> .....	<b>207</b>	<b>236 936</b>	<b>24 953</b>	<b>5 754</b>	<b>2 688</b>	<b>88</b>	<b>27</b>
In a mall or shopping center .....	31	96 791	10 366	2 201	1 029	1	—
Not in a mall or shopping center .....	105	68 251	8 290	1 951	857	63	27
Not reported .....	71	71 894	6 297	1 602	802	24	—
<b>Florida</b> .....	<b>23</b>	<b>13 666</b>	<b>1 028</b>	<b>252</b>	<b>115</b>	<b>22</b>	<b>6</b>
In a mall or shopping center .....	—	—	—	—	—	—	—
Not in a mall or shopping center .....	15	4 691	486	108	44	16	6
Not reported .....	8	8 975	542	144	71	6	—
<b>Guánica</b> .....	<b>27</b>	<b>15 280</b>	<b>1 753</b>	<b>447</b>	<b>205</b>	<b>21</b>	<b>5</b>
In a mall or shopping center .....	—	—	—	—	—	—	—
Not in a mall or shopping center .....	18	12 194	1 078	260	130	13	5
Not reported .....	9	3 086	675	187	75	8	—
<b>Guayama</b> .....	<b>206</b>	<b>205 065</b>	<b>24 443</b>	<b>5 082</b>	<b>2 352</b>	<b>107</b>	<b>33</b>
In a mall or shopping center .....	26	64 203	7 332	1 731	811	3	2
Not in a mall or shopping center .....	107	88 084	12 588	2 229	1 011	71	30
Not reported .....	73	52 778	4 523	1 122	530	33	1
<b>Guayanilla</b> .....	<b>48</b>	<b>22 730</b>	<b>2 410</b>	<b>567</b>	<b>325</b>	<b>40</b>	<b>10</b>
In a mall or shopping center .....	3	2 847	445	104	55	2	—
Not in a mall or shopping center .....	33	14 958	1 533	359	210	26	9
Not reported .....	12	4 925	432	104	60	12	1

**Table 16. Summary Statistics by Mall or Shopping Center Location for Municipios: 1997—Con.**

[Detail may not add to total because of rounding. For meaning of abbreviations and symbols, see introductory text. For explanation of terms, see Appendix A]

Geographic area and mall or shopping center location	Establishments (number)	Sales (\$1,000)	Annual payroll (\$1,000)	First-quarter payroll (\$1,000)	Paid employees for pay period including Mar. 12 (number)	Proprietors and partners (number)	Unpaid family workers (number)
<b>Guaynabo</b> .....	<b>419</b>	<b>560 170</b>	<b>54 373</b>	<b>12 700</b>	<b>4 914</b>	<b>158</b>	<b>27</b>
In a mall or shopping center .....	102	215 006	20 740	4 879	1 893	15	—
Not in a mall or shopping center .....	148	130 983	14 409	3 175	1 346	76	25
Not reported .....	169	214 181	19 224	4 646	1 675	67	2
<b>Gurabo</b> .....	<b>65</b>	<b>38 622</b>	<b>3 589</b>	<b>725</b>	<b>355</b>	<b>44</b>	<b>3</b>
In a mall or shopping center .....	—	—	—	—	—	—	—
Not in a mall or shopping center .....	38	24 899	2 368	437	226	25	3
Not reported .....	27	13 723	1 221	288	129	19	—
<b>Hatillo</b> .....	<b>167</b>	<b>253 253</b>	<b>26 484</b>	<b>6 293</b>	<b>2 739</b>	<b>96</b>	<b>35</b>
In a mall or shopping center .....	36	143 564	13 604	3 233	1 468	4	1
Not in a mall or shopping center .....	70	47 597	4 723	1 133	524	69	26
Not reported .....	61	62 092	8 157	1 927	747	23	8
<b>Hormigueros</b> .....	<b>38</b>	<b>93 687</b>	<b>3 827</b>	<b>1 045</b>	<b>368</b>	<b>22</b>	<b>12</b>
In a mall or shopping center .....	4	1 468	97	19	10	3	—
Not in a mall or shopping center .....	20	70 296	2 469	727	240	11	9
Not reported .....	14	21 923	1 261	299	118	8	3
<b>Humacao</b> .....	<b>303</b>	<b>365 303</b>	<b>35 540</b>	<b>8 712</b>	<b>3 638</b>	<b>129</b>	<b>53</b>
In a mall or shopping center .....	54	162 894	14 929	3 644	1 473	8	6
Not in a mall or shopping center .....	129	125 546	12 245	2 926	1 256	74	43
Not reported .....	120	76 863	8 366	2 142	909	47	4
<b>Isabela</b> .....	<b>199</b>	<b>140 182</b>	<b>16 059</b>	<b>3 858</b>	<b>1 803</b>	<b>129</b>	<b>22</b>
In a mall or shopping center .....	15	48 499	5 212	1 217	564	3	—
Not in a mall or shopping center .....	114	64 299	6 999	1 654	824	84	18
Not reported .....	70	37 384	3 848	987	415	42	4
<b>Jayuya</b> .....	<b>48</b>	<b>30 733</b>	<b>2 346</b>	<b>519</b>	<b>271</b>	<b>42</b>	<b>23</b>
In a mall or shopping center .....	1	D	D	D	a	D	D
Not in a mall or shopping center .....	37	18 882	1 308	266	152	33	20
Not reported .....	10	D	D	D	c	D	D
<b>Juana Díaz</b> .....	<b>112</b>	<b>146 441</b>	<b>12 646</b>	<b>3 181</b>	<b>1 530</b>	<b>69</b>	<b>26</b>
In a mall or shopping center .....	15	64 277	5 676	1 522	769	4	—
Not in a mall or shopping center .....	57	52 155	4 466	1 067	465	42	19
Not reported .....	40	30 009	2 504	592	296	23	7
<b>Juncos</b> .....	<b>81</b>	<b>52 939</b>	<b>5 312</b>	<b>1 186</b>	<b>573</b>	<b>61</b>	<b>26</b>
In a mall or shopping center .....	2	D	D	D	a	D	D
Not in a mall or shopping center .....	51	26 298	3 012	681	321	42	23
Not reported .....	28	D	D	D	c	D	D
<b>Lajas</b> .....	<b>90</b>	<b>43 987</b>	<b>3 365</b>	<b>811</b>	<b>428</b>	<b>86</b>	<b>30</b>
In a mall or shopping center .....	4	11 097	671	150	70	2	1
Not in a mall or shopping center .....	55	23 186	1 920	448	237	56	23
Not reported .....	31	9 704	774	213	121	28	6
<b>Lares</b> .....	<b>100</b>	<b>47 762</b>	<b>4 001</b>	<b>984</b>	<b>431</b>	<b>93</b>	<b>18</b>
In a mall or shopping center .....	4	4 362	386	84	33	2	1
Not in a mall or shopping center .....	60	36 580	3 040	764	330	60	15
Not reported .....	36	6 820	575	136	68	31	2
<b>Las Marías</b> .....	<b>20</b>	<b>4 609</b>	<b>458</b>	<b>97</b>	<b>55</b>	<b>20</b>	<b>9</b>
In a mall or shopping center .....	—	—	—	—	—	—	—
Not in a mall or shopping center .....	16	2 658	296	58	36	16	8
Not reported .....	4	1 951	162	39	19	4	1
<b>Las Piedras</b> .....	<b>120</b>	<b>69 273</b>	<b>6 218</b>	<b>1 522</b>	<b>664</b>	<b>73</b>	<b>33</b>
In a mall or shopping center .....	1	D	D	D	a	D	D
Not in a mall or shopping center .....	81	44 570	4 069	1 022	434	54	31
Not reported .....	38	D	D	D	c	D	D
<b>Loíza</b> .....	<b>37</b>	<b>18 796</b>	<b>2 146</b>	<b>520</b>	<b>230</b>	<b>22</b>	<b>5</b>
In a mall or shopping center .....	4	7 035	869	212	91	—	—
Not in a mall or shopping center .....	20	7 757	821	203	90	14	5
Not reported .....	13	4 004	456	105	49	8	—
<b>Luquillo</b> .....	<b>56</b>	<b>32 184</b>	<b>3 491</b>	<b>813</b>	<b>420</b>	<b>41</b>	<b>12</b>
In a mall or shopping center .....	3	D	D	D	c	D	D
Not in a mall or shopping center .....	21	D	D	D	c	D	D
Not reported .....	32	10 391	1 307	326	169	21	1

**Table 16. Summary Statistics by Mall or Shopping Center Location for Municipios: 1997—Con.**

[Detail may not add to total because of rounding. For meaning of abbreviations and symbols, see introductory text. For explanation of terms, see Appendix A]


Geographic area and mall or shopping center location	Establishments (number)	Sales (\$1,000)	Annual payroll (\$1,000)	First-quarter payroll (\$1,000)	Paid employees for pay period including Mar. 12 (number)	Proprietors and partners (number)	Unpaid family workers (number)
<b>Manatí</b> .....	<b>222</b>	<b>204 601</b>	<b>19 771</b>	<b>4 701</b>	<b>1 922</b>	<b>113</b>	<b>49</b>
In a mall or shopping center .....	27	64 416	6 163	1 449	598	6	3
Not in a mall or shopping center .....	123	83 027	8 451	1 979	811	72	41
Not reported .....	72	57 158	5 157	1 273	513	35	5
<b>Maricao</b> .....	<b>13</b>	<b>2 963</b>	<b>258</b>	<b>66</b>	<b>42</b>	<b>15</b>	<b>1</b>
In a mall or shopping center .....	—	—	—	—	—	—	—
Not in a mall or shopping center .....	9	2 203	197	51	32	12	1
Not reported .....	4	760	61	15	10	3	—
<b>Maunabo</b> .....	<b>23</b>	<b>9 123</b>	<b>919</b>	<b>225</b>	<b>105</b>	<b>15</b>	<b>10</b>
In a mall or shopping center .....	—	—	—	—	—	—	—
Not in a mall or shopping center .....	19	8 662	864	211	97	13	10
Not reported .....	4	461	55	14	8	2	—
<b>Mayagüez</b> .....	<b>567</b>	<b>721 797</b>	<b>75 631</b>	<b>18 233</b>	<b>7 390</b>	<b>275</b>	<b>86</b>
In a mall or shopping center .....	100	272 372	29 551	7 210	2 945	12	2
Not in a mall or shopping center .....	269	220 930	24 843	5 889	2 447	179	68
Not reported .....	198	228 495	21 237	5 134	1 998	84	16
<b>Moca</b> .....	<b>106</b>	<b>52 257</b>	<b>4 199</b>	<b>1 073</b>	<b>562</b>	<b>109</b>	<b>51</b>
In a mall or shopping center .....	2	D	D	D	b	D	D
Not in a mall or shopping center .....	71	42 699	3 301	859	443	72	41
Not reported .....	33	D	D	D	b	D	D
<b>Morovis</b> .....	<b>74</b>	<b>36 448</b>	<b>2 868</b>	<b>719</b>	<b>337</b>	<b>65</b>	<b>19</b>
In a mall or shopping center .....	—	—	—	—	—	—	—
Not in a mall or shopping center .....	49	25 943	1 982	483	225	43	15
Not reported .....	25	10 505	886	236	112	22	4
<b>Naguabo</b> .....	<b>40</b>	<b>22 138</b>	<b>1 791</b>	<b>399</b>	<b>174</b>	<b>32</b>	<b>20</b>
In a mall or shopping center .....	3	716	43	8	6	3	3
Not in a mall or shopping center .....	24	14 376	1 175	251	104	20	15
Not reported .....	13	7 046	573	140	64	9	2
<b>Naranjito</b> .....	<b>98</b>	<b>90 204</b>	<b>5 261</b>	<b>1 253</b>	<b>577</b>	<b>74</b>	<b>21</b>
In a mall or shopping center .....	5	D	D	D	c	D	D
Not in a mall or shopping center .....	61	58 679	2 639	624	277	53	17
Not reported .....	32	D	D	D	c	D	D
<b>Orocovis</b> .....	<b>53</b>	<b>28 076</b>	<b>2 038</b>	<b>498</b>	<b>243</b>	<b>47</b>	<b>21</b>
In a mall or shopping center .....	—	—	—	—	—	—	—
Not in a mall or shopping center .....	39	23 811	1 730	421	202	36	19
Not reported .....	14	4 265	308	77	41	11	2
<b>Patillas</b> .....	<b>51</b>	<b>20 502</b>	<b>2 346</b>	<b>546</b>	<b>223</b>	<b>47</b>	<b>24</b>
In a mall or shopping center .....	—	—	—	—	—	—	—
Not in a mall or shopping center .....	34	11 731	1 084	348	110	30	19
Not reported .....	17	8 771	1 262	198	113	17	5
<b>Peñuelas</b> .....	<b>42</b>	<b>29 016</b>	<b>2 315</b>	<b>545</b>	<b>266</b>	<b>44</b>	<b>16</b>
In a mall or shopping center .....	—	—	—	—	—	—	—
Not in a mall or shopping center .....	28	14 387	1 395	314	155	34	13
Not reported .....	14	14 629	920	231	111	10	3
<b>Ponce</b> .....	<b>750</b>	<b>887 089</b>	<b>86 636</b>	<b>20 605</b>	<b>8 939</b>	<b>372</b>	<b>88</b>
In a mall or shopping center .....	113	217 764	23 211	5 411	2 268	28	11
Not in a mall or shopping center .....	361	412 822	38 883	9 354	4 067	213	69
Not reported .....	276	256 503	24 542	5 840	2 604	131	8
<b>Quebradillas</b> .....	<b>81</b>	<b>36 263</b>	<b>3 677</b>	<b>903</b>	<b>499</b>	<b>81</b>	<b>24</b>
In a mall or shopping center .....	3	5 010	496	128	81	—	—
Not in a mall or shopping center .....	51	13 984	1 566	357	203	54	23
Not reported .....	27	17 269	1 615	418	215	27	1
<b>Rincón</b> .....	<b>46</b>	<b>22 814</b>	<b>2 165</b>	<b>454</b>	<b>291</b>	<b>46</b>	<b>17</b>
In a mall or shopping center .....	2	D	D	D	b	D	D
Not in a mall or shopping center .....	28	14 673	1 161	248	161	30	14
Not reported .....	16	D	D	D	c	D	D
<b>Río Grande</b> .....	<b>82</b>	<b>90 603</b>	<b>7 607</b>	<b>1 759</b>	<b>780</b>	<b>45</b>	<b>18</b>
In a mall or shopping center .....	7	14 937	1 459	337	172	3	1
Not in a mall or shopping center .....	46	58 493	4 639	1 150	489	22	11
Not reported .....	29	17 173	1 509	272	119	20	6
<b>Sabana Grande</b> .....	<b>65</b>	<b>30 677</b>	<b>3 007</b>	<b>1 051</b>	<b>313</b>	<b>59</b>	<b>19</b>
In a mall or shopping center .....	—	—	—	—	—	—	—
Not in a mall or shopping center .....	50	25 301	2 627	952	257	46	19
Not reported .....	15	5 376	380	99	56	13	—

**Table 16. Summary Statistics by Mall or Shopping Center Location for Municipios: 1997—Con.**

[Detail may not add to total because of rounding. For meaning of abbreviations and symbols, see introductory text. For explanation of terms, see Appendix A]

Geographic area and mall or shopping center location	Establishments (number)	Sales (\$1,000)	Annual payroll (\$1,000)	First-quarter payroll (\$1,000)	Paid employees for pay period including Mar. 12 (number)	Proprietors and partners (number)	Unpaid family workers (number)
<b>Salinas</b> .....	<b>75</b>	<b>73 116</b>	<b>6 507</b>	<b>1 520</b>	<b>680</b>	<b>37</b>	<b>13</b>
In a mall or shopping center .....	2	D	D	D	c	D	D
Not in a mall or shopping center .....	40	34 571	3 442	812	355	15	10
Not reported .....	33	D	D	D	c	D	D
<b>San Germán</b> .....	<b>159</b>	<b>133 139</b>	<b>13 256</b>	<b>3 259</b>	<b>1 556</b>	<b>98</b>	<b>22</b>
In a mall or shopping center .....	16	57 529	4 821	1 288	656	5	—
Not in a mall or shopping center .....	92	56 930	6 126	1 463	653	63	20
Not reported .....	51	18 680	2 309	508	247	30	2
<b>San Juan</b> .....	<b>3 055</b>	<b>4 641 622</b>	<b>462 727</b>	<b>111 600</b>	<b>39 614</b>	<b>1 059</b>	<b>215</b>
In a mall or shopping center .....	371	1 055 508	110 810	26 862	10 025	58	21
Not in a mall or shopping center .....	1 437	1 889 222	218 269	52 298	16 875	518	159
Not reported .....	1 247	1 696 892	133 648	32 440	12 714	483	35
<b>San Lorenzo</b> .....	<b>84</b>	<b>49 111</b>	<b>4 529</b>	<b>975</b>	<b>542</b>	<b>57</b>	<b>12</b>
In a mall or shopping center .....	—	—	—	—	—	—	—
Not in a mall or shopping center .....	43	36 250	3 615	749	415	23	10
Not reported .....	41	12 861	914	226	127	34	2
<b>San Sebastián</b> .....	<b>190</b>	<b>93 301</b>	<b>7 429</b>	<b>1 753</b>	<b>924</b>	<b>164</b>	<b>59</b>
In a mall or shopping center .....	6	D	D	D	a	D	D
Not in a mall or shopping center .....	117	73 861	5 726	1 350	678	103	45
Not reported .....	67	D	D	D	c	D	D
<b>Santa Isabel</b> .....	<b>37</b>	<b>25 310</b>	<b>2 748</b>	<b>664</b>	<b>280</b>	<b>28</b>	<b>8</b>
In a mall or shopping center .....	1	D	D	D	b	D	D
Not in a mall or shopping center .....	25	13 449	1 453	333	149	22	7
Not reported .....	11	D	D	D	c	D	D
<b>Toa Alta</b> .....	<b>82</b>	<b>50 414</b>	<b>3 692</b>	<b>847</b>	<b>400</b>	<b>73</b>	<b>21</b>
In a mall or shopping center .....	5	2 880	277	57	31	13	3
Not in a mall or shopping center .....	45	26 423	2 073	458	223	37	18
Not reported .....	32	21 111	1 342	332	146	23	—
<b>Toa Baja</b> .....	<b>211</b>	<b>252 514</b>	<b>22 299</b>	<b>5 187</b>	<b>2 084</b>	<b>129</b>	<b>43</b>
In a mall or shopping center .....	13	80 295	6 262	1 483	644	5	4
Not in a mall or shopping center .....	124	97 876	10 020	2 310	866	84	36
Not reported .....	74	74 343	6 017	1 394	574	40	3
<b>Trujillo Alto</b> .....	<b>129</b>	<b>208 327</b>	<b>17 707</b>	<b>4 197</b>	<b>1 725</b>	<b>66</b>	<b>27</b>
In a mall or shopping center .....	20	70 400	6 203	1 579	737	9	8
Not in a mall or shopping center .....	57	66 533	7 185	1 550	588	35	18
Not reported .....	52	71 394	4 319	1 068	400	22	1
<b>Utuado</b> .....	<b>90</b>	<b>59 603</b>	<b>5 276</b>	<b>1 333</b>	<b>536</b>	<b>67</b>	<b>31</b>
In a mall or shopping center .....	3	D	D	D	b	D	D
Not in a mall or shopping center .....	67	36 057	3 838	996	408	51	28
Not reported .....	20	D	D	D	b	D	D
<b>Vega Alta</b> .....	<b>122</b>	<b>110 064</b>	<b>9 516</b>	<b>2 325</b>	<b>1 019</b>	<b>64</b>	<b>15</b>
In a mall or shopping center .....	18	32 122	3 046	760	341	2	—
Not in a mall or shopping center .....	54	36 564	3 579	895	394	38	14
Not reported .....	50	41 378	2 891	670	284	24	1
<b>Vega Baja</b> .....	<b>209</b>	<b>207 441</b>	<b>19 103</b>	<b>4 433</b>	<b>1 945</b>	<b>143</b>	<b>50</b>
In a mall or shopping center .....	23	87 150	7 606	1 901	827	9	2
Not in a mall or shopping center .....	123	76 297	7 784	1 638	688	94	44
Not reported .....	63	43 994	3 713	894	430	40	4
<b>Vieques</b> .....	<b>36</b>	<b>15 722</b>	<b>1 561</b>	<b>379</b>	<b>192</b>	<b>28</b>	<b>5</b>
In a mall or shopping center .....	—	—	—	—	—	—	—
Not in a mall or shopping center .....	21	12 126	1 142	275	137	19	4
Not reported .....	15	3 596	419	104	55	9	1
<b>Villalba</b> .....	<b>61</b>	<b>25 471</b>	<b>2 173</b>	<b>549</b>	<b>289</b>	<b>48</b>	<b>24</b>
In a mall or shopping center .....	2	D	D	D	a	D	D
Not in a mall or shopping center .....	38	16 133	1 310	357	175	29	18
Not reported .....	21	D	D	D	c	D	D
<b>Yabucoa</b> .....	<b>129</b>	<b>85 856</b>	<b>8 905</b>	<b>2 019</b>	<b>1 005</b>	<b>70</b>	<b>28</b>
In a mall or shopping center .....	5	8 814	875	176	81	1	1
Not in a mall or shopping center .....	73	49 021	4 937	1 078	550	49	23
Not reported .....	51	28 021	3 093	765	374	20	4
<b>Yauco</b> .....	<b>151</b>	<b>121 210</b>	<b>12 495</b>	<b>3 032</b>	<b>1 426</b>	<b>93</b>	<b>32</b>
In a mall or shopping center .....	19	33 343	3 080	773	313	6	6
Not in a mall or shopping center .....	91	56 867	5 760	1 362	633	63	24
Not reported .....	41	31 000	3 655	897	480	24	2

Figure 1.  
**Receipts by Selected Major Group: 1997 and 1992**  
 (Millions of dollars)

1997   
 1992 

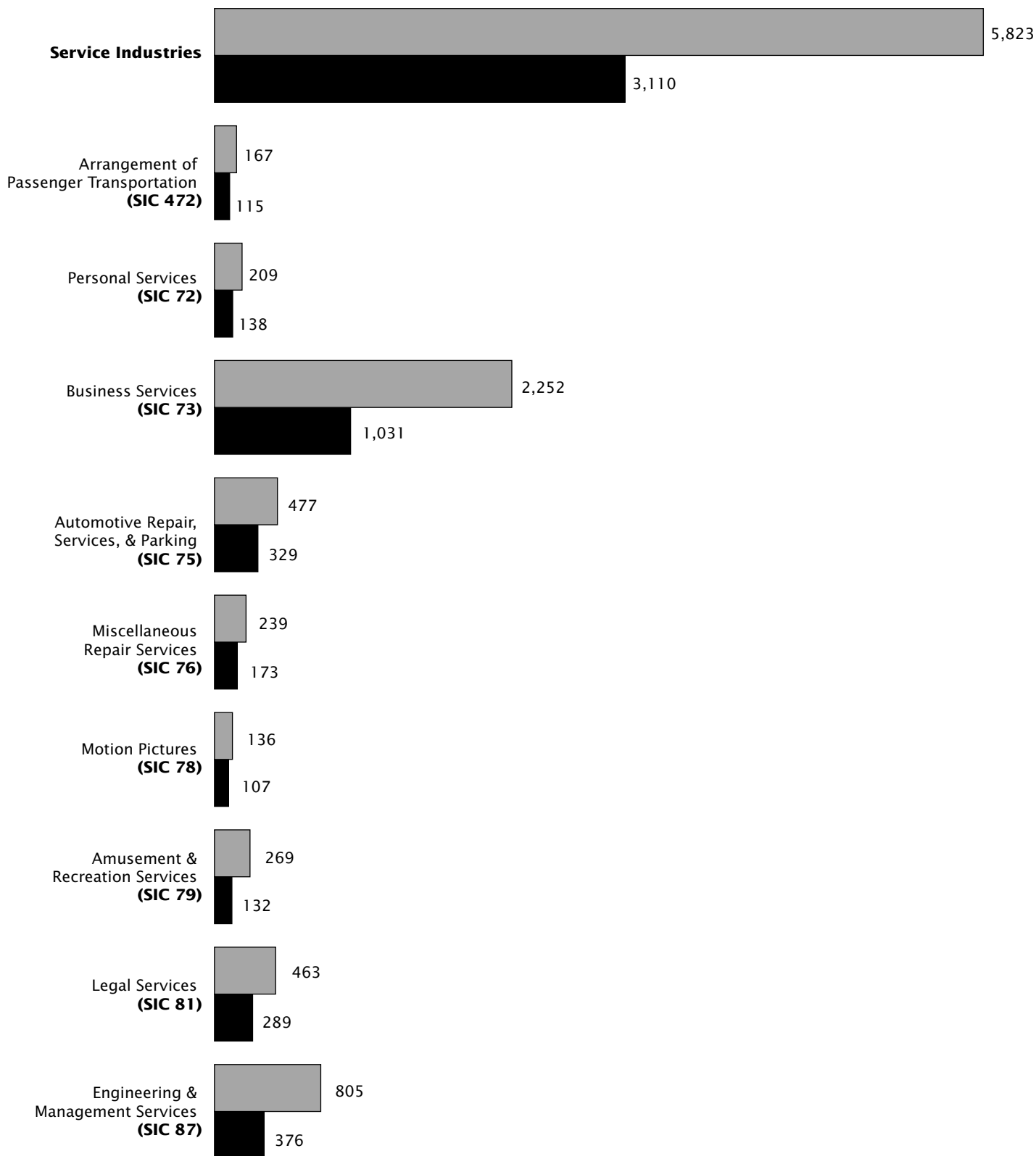


Figure 2.

**Percent Change in Receipts and Payroll by Selected Major Group: 1992 to 1997**

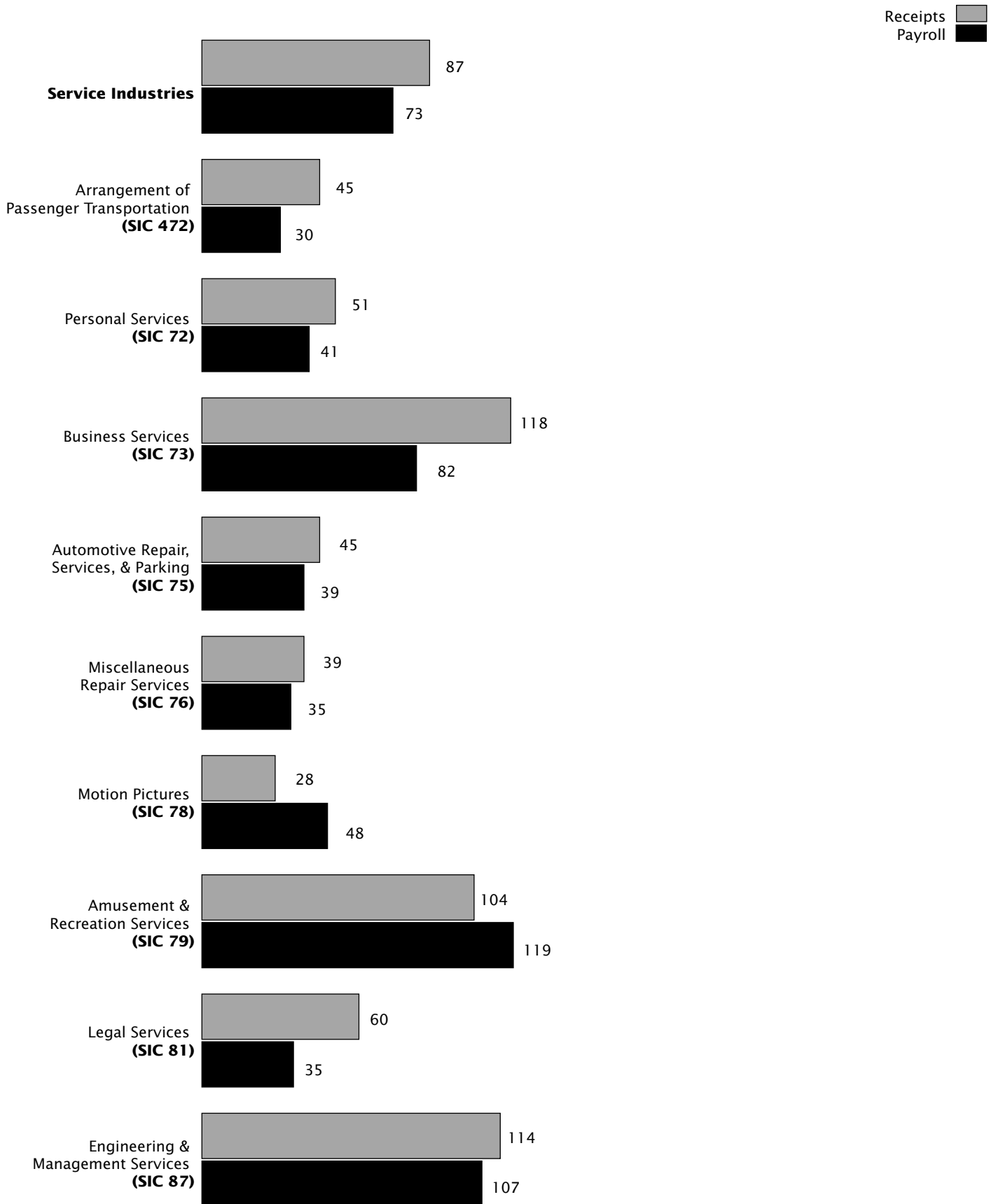


Figure 3.  
**Selected Municipios Ranked by Receipts: 1997**  
(Millions of dollars)

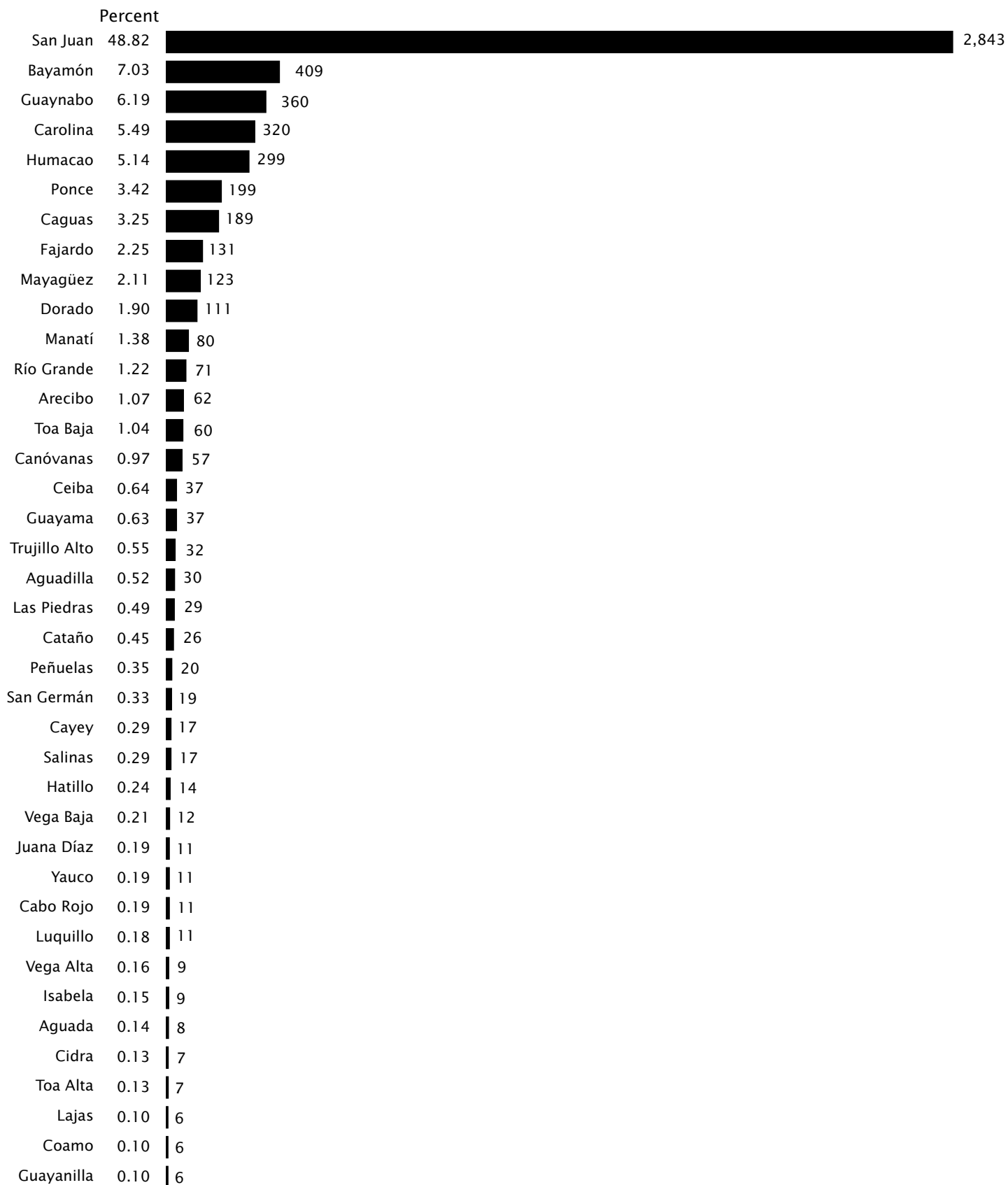





Figure 4.

**Annual Payroll per Employee by Selected Major Group: 1997 and 1992**

(Dollar)

1997   
1992 

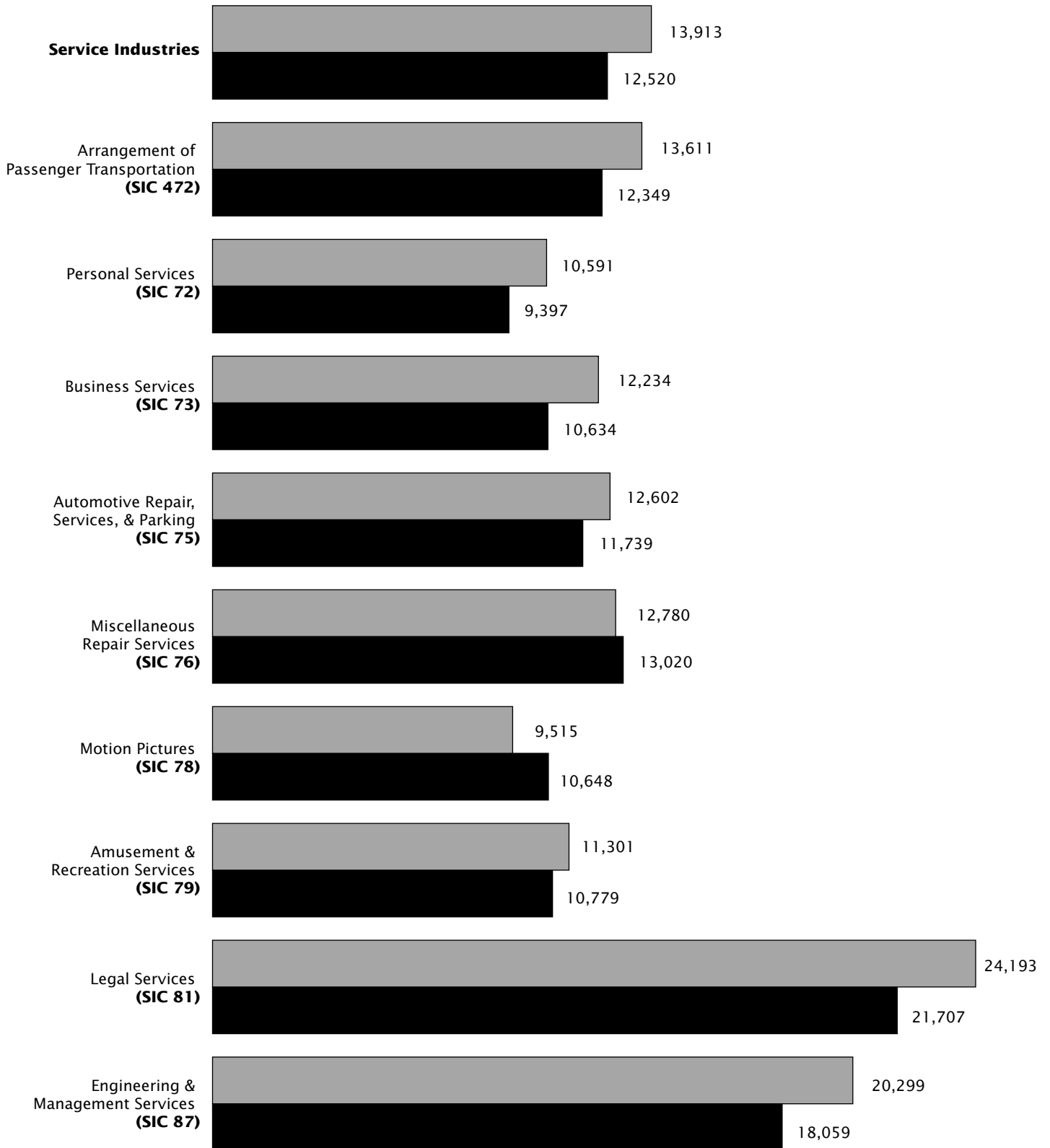


Figure 5.  
**Percent Distribution of Total Receipts by Commercial Region: 1997**  
 (Detail may not add to total because of rounding)

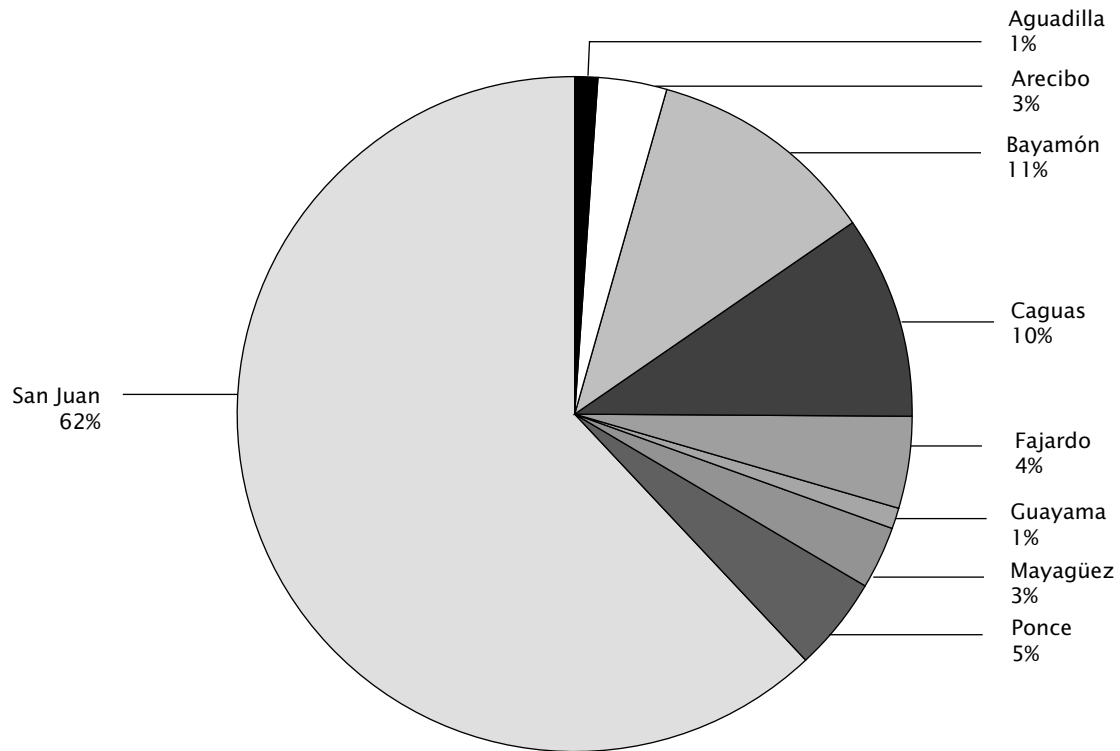
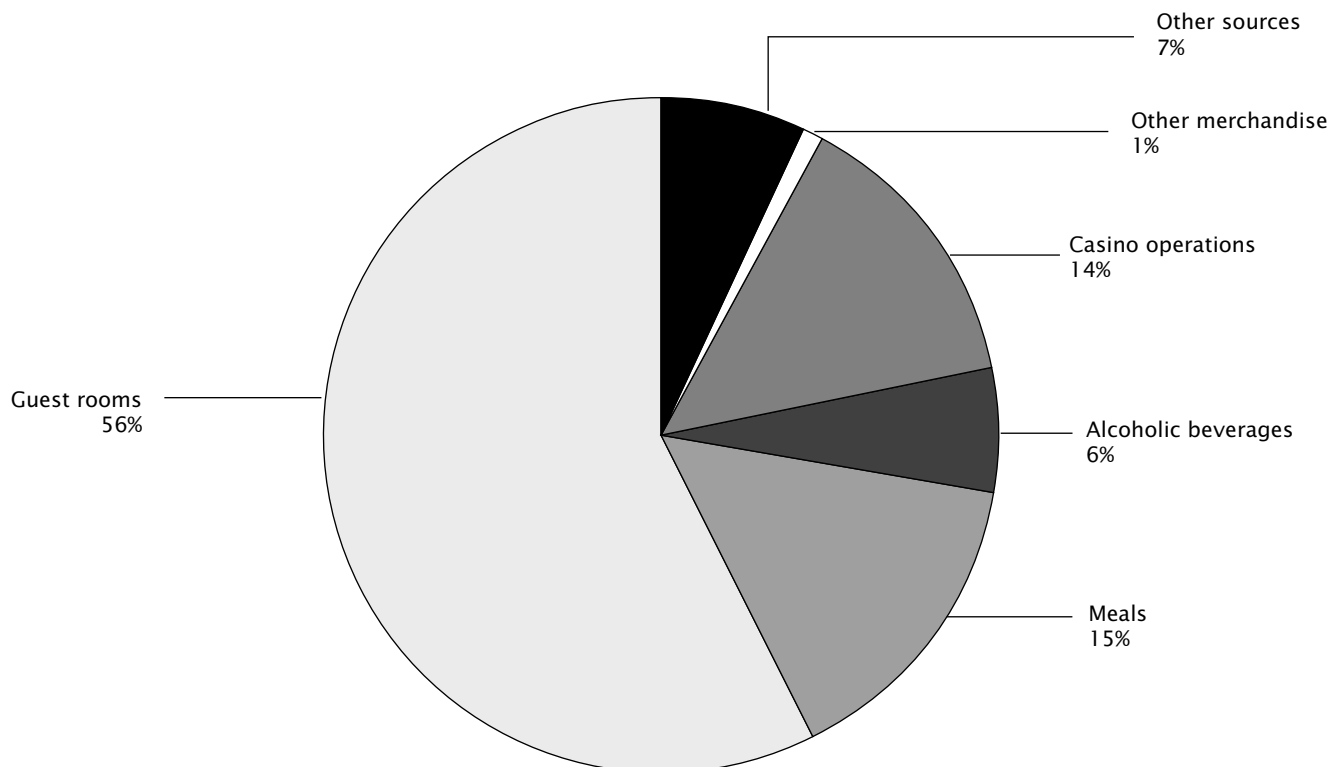


Figure 6.  
**Percent Distribution of Sources of Receipts for Hotels, Paradores, and Motels: 1997**  
 (Detail may not add to total because of rounding)





**Table 1. Summary Statistics: 1997—Con.**

[Detail may not add to total because of rounding. For meaning of abbreviations and symbols, see introductory text. For explanation of terms, see Appendix A]

SIC code	Kind of business	Establishments (number)	Receipts (\$1,000)	Annual payroll (\$1,000)	First-quarter payroll (\$1,000)	Paid employees for pay period including Mar. 12 (number)	Proprietors and partners (number)	Unpaid family workers (number)
<b>75</b>	<b>Automotive repair, services, &amp; parking</b> .....	<b>1 235</b>	<b>476 859</b>	<b>79 204</b>	<b>18 115</b>	<b>6 285</b>	<b>847</b>	<b>166</b>
751	Automotive rental & leasing, without drivers .....	105	198 990	24 172	5 580	1 136	27	1
7513	Truck rental services, without drivers .....	26	20 107	5 021	1 014	211	10	—
7514	Passenger car rental .....	66	172 858	18 407	4 394	879	9	—
7515	Passenger car leasing .....	5	2 469	279	62	26	4	—
7519	Utility trailer & recreational vehicle rental .....	8	3 556	465	110	20	4	1
752	Automobile parking .....	85	44 015	9 665	2 164	1 071	21	—
7521	Automobile parking .....	85	44 015	9 665	2 164	1 071	21	—
753	Automotive repair shops .....	983	207 277	39 833	9 125	3 625	767	162
7532	Top, body, & upholstery repair shops & paint shops .....	201	46 506	9 167	2 040	814	162	25
7533	Automotive exhaust system repair shops .....	62	9 852	1 815	426	181	41	10
7534	Tire retreading & repair shops .....	37	10 483	1 703	382	161	31	9
7536	Automotive glass replacement shops .....	17	3 238	318	80	43	15	6
7537	Automotive transmission repair shops .....	64	9 723	2 464	610	220	35	7
7538	General automotive repair shops .....	427	95 854	18 815	4 341	1 706	343	70
7539	Automotive repair shops, nec .....	175	31 621	5 551	1 246	500	140	35
754	Automotive services, except repair .....	62	26 577	5 534	1 246	453	32	3
7542	Carwashes .....	19	10 919	2 664	582	211	13	1
7549	Automotive services, except repair & carwashes .....	43	15 658	2 870	664	242	19	2
<b>76</b>	<b>Miscellaneous repair services</b> .....	<b>564</b>	<b>239 055</b>	<b>50 083</b>	<b>12 168</b>	<b>3 919</b>	<b>386</b>	<b>78</b>
762	Electrical repair shops .....	308	141 804	28 855	6 737	2 297	205	55
7622	Radio & television repair shops .....	51	33 486	8 706	2 023	635	33	13
7623	Refrigeration & air-conditioning service & repair shops .....	155	79 053	13 133	3 061	1 143	95	31
7629	Electrical & electronic repair shops .....	102	29 265	7 016	1 653	519	77	11
763	Watch, clock, & jewelry repair .....	16	2 450	492	94	44	13	1
7631	Watch, clock, & jewelry repair .....	16	2 450	492	94	44	13	1
764	Reupholstery & furniture repair .....	34	3 411	857	193	104	28	4
7641	Reupholstery & furniture repair .....	34	3 411	857	193	104	28	4
769	Miscellaneous repair & related services .....	206	91 390	19 879	5 144	1 474	140	18
7692	Welding repair .....	48	8 090	1 780	446	186	50	6
7694	Amature rewinding shops .....	25	11 451	3 508	851	207	17	2
7699	Repair shops & related services, nec .....	133	71 849	14 591	3 847	1 081	73	10
<b>78</b>	<b>Motion pictures</b> .....	<b>179</b>	<b>136 366</b>	<b>22 218</b>	<b>5 224</b>	<b>2 335</b>	<b>50</b>	<b>6</b>
781	Motion picture production & allied services .....	39	37 478	6 856	1 611	311	12	—
7812	Motion picture & video tape production .....	33	26 450	5 387	1 226	246	11	—
7819	Services allied to motion picture production .....	6	11 028	1 469	385	65	1	—
782	Motion picture distribution & allied services .....	13	20 465	1 394	430	65	2	—
7822	Motion picture & video tape distribution .....	8	3 441	393	97	25	2	—
7829	Services allied to motion picture distribution .....	5	17 024	1 001	333	40	—	—
783	Motion picture theaters .....	35	38 442	6 627	1 567	1 130	5	—
7832	Motion picture theaters (except drive-ins) .....	34	D	D	D	g	D	D
7833	Drive-in motion picture theaters .....	1	D	D	D	a	D	D
784	Video tape rental .....	92	39 981	7 341	1 616	829	31	6
7841	Video tape rental .....	92	39 981	7 341	1 616	829	31	6
<b>79</b>	<b>Amusement &amp; recreation services</b> .....	<b>345</b>	<b>268 630</b>	<b>50 834</b>	<b>11 688</b>	<b>4 498</b>	<b>132</b>	<b>26</b>
791	Dance studios, schools, & halls .....	26	6 186	1 701	428	189	8	1
7911	Dance studios, schools, & halls .....	26	6 186	1 701	428	189	8	1
792	Theatrical producers (exc movie) bands, orchestras, & entertainer .....	65	87 782	17 561	3 750	1 022	17	2
7922	Theatrical producers (exc movie) & misc theatrical services .....	38	74 033	15 611	3 354	845	10	1
7929	Bands, orchestras, actors, oth entertainers & entertainment group .....	27	13 749	1 950	396	177	7	1
793	Bowling centers .....	8	6 673	1 570	389	162	1	—
7933	Bowling centers .....	8	6 673	1 570	389	162	1	—
794	Commercial sports .....	58	78 983	11 913	2 842	1 002	30	3
7941	Professional sports clubs, managers, & promoters .....	16	20 494	3 712	1 025	414	1	—
7948	Racing, including track operation .....	42	58 489	8 201	1 817	588	29	3
799	Miscellaneous amusement & recreation services .....	188	89 006	18 089	4 279	2 123	76	20
7991	Physical fitness facilities .....	29	9 718	1 905	493	303	13	5
7992	Public golf courses .....	2	D	D	D	b	D	D
7993	Coin-operated amusement devices .....	33	11 161	1 548	353	188	8	4
7996	Amusement parks .....	15	D	D	D	e	D	D
7997	Membership sports & recreation clubs .....	19	13 339	3 331	745	333	6	—
7999	Amusement & recreation services, nec .....	90	43 586	8 344	2 136	903	41	9
7999 pt.	Cockfight arenas .....	7	1 319	233	67	27	4	4
7999 pt.	Other amusement & recreation services, nec .....	83	42 267	8 111	2 069	876	37	5
<b>8072</b>	<b>Dental laboratories</b> .....	<b>39</b>	<b>D</b>	<b>D</b>	<b>D</b>	<b>c</b>	<b>D</b>	<b>D</b>
<b>81</b>	<b>Legal services</b> .....	<b>1 280</b>	<b>462 998</b>	<b>122 271</b>	<b>26 457</b>	<b>5 057</b>	<b>1 460</b>	<b>127</b>
811	Legal services .....	1 280	462 998	122 271	26 457	5 057	1 460	127
8111	Legal services .....	1 280	462 998	122 271	26 457	5 057	1 460	127
<b>84</b>	<b>Museums, art galleries, &amp; botanical &amp; zoological gardens</b> .....	<b>17</b>	<b>6 330</b>	<b>1 287</b>	<b>287</b>	<b>110</b>	<b>6</b>	<b>1</b>
841	Museums & art galleries .....	17	6 330	1 287	287	110	6	1
8412	Museums & art galleries .....	17	6 330	1 287	287	110	6	1
842	Arboreta & botanical or zoological gardens .....	—	—	—	—	—	—	—
8422	Arboreta & botanical or zoological garden .....	—	—	—	—	—	—	—

**Table 1. Summary Statistics: 1997—Con.**

[Detail may not add to total because of rounding. For meaning of abbreviations and symbols, see introductory text. For explanation of terms, see Appendix A]

SIC code	Kind of business	Establishments (number)	Receipts (\$1,000)	Annual payroll (\$1,000)	First-quarter payroll (\$1,000)	Paid employees for pay period including Mar. 12 (number)	Proprietors and partners (number)	Unpaid family workers (number)
<b>87 ex. 872</b>	<b>Engineering &amp; management services .....</b>	<b>950</b>	<b>805 424</b>	<b>208 608</b>	<b>51 412</b>	<b>10 277</b>	<b>564</b>	<b>61</b>
871	Engineering, architectural, & surveying services .....	525	393 907	92 987	21 422	4 327	440	51
8711	Engineering services .....	361	307 927	75 589	17 595	3 420	285	32
8712	Architectural services .....	122	77 775	14 847	3 261	684	117	12
8713	Surveying services .....	42	8 205	2 551	566	223	38	7
873, ex.	Research, development, & testing serv (exc							
8733	noncomm research org) .....	59	49 621	15 046	3 535	796	18	3
8731	Commercial physical & biological research .....	18	17 369	4 329	982	238	5	—
8732	Commercial economic, sociological, & educational research .....	16	16 239	5 091	1 203	251	6	—
8734	Testing laboratories .....	25	16 013	5 626	1 350	307	7	3
874	Mgt & public relations services, exc facilities support mgt serv .....	366	361 896	100 575	26 455	5 154	106	7
8741	Management services .....	117	96 882	30 386	7 353	1 357	28	2
8742	Management consulting services .....	126	107 425	24 705	5 506	1 205	37	2
8743	Public relations services .....	18	17 398	3 536	879	197	7	1
8744	Facilities support management services .....	37	95 315	32 326	10 435	1 799	7	1
8748	Business consulting services, nec .....	68	44 876	9 622	2 282	596	27	1

**Table 2. Comparative Statistics for Establishments, Receipts, and Payroll: 1997 and 1992**

[Detail may not add to total because of rounding. For meaning of abbreviations and symbols, see introductory text. For explanation of terms, see Appendix A]

SIC code	Kind of business	Establishments (number)	Receipts		Annual payroll	
			Total (\$1,000)	Change 1992 to 1997 (percent)	Total (\$1,000)	Change 1992 to 1997 (percent)
<b>1997</b>						
	<b>Service industries</b> .....	<b>8 048</b>	<b>5 823 025</b>	<b>87.2</b>	<b>1 546 078</b>	<b>73.0</b>
<b>472</b>	<b>Arrangement of passenger transportation</b> .....	<b>384</b>	<b>166 611</b>	<b>44.6</b>	<b>19 858</b>	<b>29.7</b>
<b>70, ex. 702, 704</b>	<b>Hotels &amp; other lodging places</b> .....	<b>211</b>	<b>D</b>	<b>D</b>	<b>D</b>	<b>D</b>
701	Hotels, paradores & motels .....	206	791 499	92.0	238 867	82.6
703	Camps & recreational vehicle parks .....	5	D	D	D	D
<b>72</b>	<b>Personal services</b> .....	<b>983</b>	<b>208 593</b>	<b>51.4</b>	<b>52 364</b>	<b>40.8</b>
721	Laundry, cleaning, & garment services .....	300	77 602	53.3	21 853	35.8
722	Photographic studios, portrait .....	64	10 089	17.9	2 036	8.2
723	Beauty shops .....	343	52 216	94.9	14 956	69.5
724	Barber shops .....	33	4 960	245.4	1 767	181.4
725	Shoe repair shops & shoeshine parlors .....	12	674	-18.9	154	-18.1
726	Funeral service & crematories .....	122	33 346	-15.9	6 509	-12.4
729	Miscellaneous personal services .....	109	29 706	201.4	5 089	136.4
<b>73</b>	<b>Business services</b> .....	<b>1 861</b>	<b>2 251 920</b>	<b>118.5</b>	<b>698 677</b>	<b>81.7</b>
731	Advertising .....	239	375 575	45.7	66 087	45.8
732	Consu credit & mercantile reporting agy & adj & collection agy .....	53	22 902	50.3	6 184	61.4
733	Mailing, reproduction, comm art & photo, & steno serv .....	159	61 098	84.4	13 986	82.6
734	Services to dwellings & other buildings .....	254	221 060	123.5	83 308	83.4
735	Miscellaneous equipment rental & leasing .....	329	225 363	147.5	46 336	147.2
736	Personal supply services .....	105	358 057	89.4	202 050	56.3
737	Computer programming, data processing, & oth computer related ser .....	240	441 548	276.7	64 543	161.7
738	Miscellaneous business services .....	482	546 317	139.4	216 183	97.3
<b>75</b>	<b>Automotive repair, services, &amp; parking</b> .....	<b>1 235</b>	<b>476 859</b>	<b>44.7</b>	<b>79 204</b>	<b>39.1</b>
751	Automotive rental & leasing, without drivers .....	105	198 990	43.3	24 172	30.3
752	Automobile parking .....	85	44 015	76.4	9 665	39.7
753	Automotive repair shops .....	983	207 277	36.2	39 833	37.0
754	Automotive services, except repair .....	62	26 577	97.0	5 534	131.1
<b>76</b>	<b>Miscellaneous repair services</b> .....	<b>564</b>	<b>239 055</b>	<b>38.5</b>	<b>50 083</b>	<b>34.8</b>
762	Electrical repair shops .....	308	141 804	53.8	28 855	53.8
763	Watch, clock, & jewelry repair .....	16	2 450	218.6	492	194.6
764	Reupholstery & furniture repair .....	34	3 411	77.8	857	83.5
769	Miscellaneous repair & related services .....	206	91 390	17.7	19 879	12.0
<b>78</b>	<b>Motion pictures</b> .....	<b>179</b>	<b>136 366</b>	<b>27.5</b>	<b>22 218</b>	<b>47.6</b>
781	Motion picture production & allied services .....	39	37 478	52.6	6 856	68.8
782	Motion picture distribution & allied services .....	13	20 465	162.2	1 394	94.7
783	Motion picture theaters .....	35	38 442	-25.1	6 627	1.1
784	Video tape rental .....	92	39 981	71.9	7 341	97.0
<b>79</b>	<b>Amusement &amp; recreation services</b> .....	<b>345</b>	<b>268 630</b>	<b>103.6</b>	<b>50 834</b>	<b>119.4</b>
791	Dance studios, schools, & halls .....	26	6 186	88.1	1 701	144.0
792	Theatrical producers (exc movie) bands, orchestras, & entertainer .....	65	87 782	666.4	17 561	474.5
793	Bowling centers .....	8	6 673	124.8	1 570	124.3
794	Commercial sports .....	58	78 983	43.5	11 913	73.2
799	Miscellaneous amusement & recreation services .....	188	89 006	50.3	18 089	52.7
<b>8072</b>	<b>Dental laboratories</b> .....	<b>39</b>	<b>D</b>	<b>D</b>	<b>D</b>	<b>D</b>
<b>81</b>	<b>Legal services</b> .....	<b>1 280</b>	<b>462 998</b>	<b>60.4</b>	<b>122 271</b>	<b>35.1</b>
811	Legal services .....	1 280	462 998	60.4	122 271	35.1
<b>84</b>	<b>Museums, art galleries, &amp; botanical &amp; zoological gardens</b> .....	<b>17</b>	<b>6 330</b>	<b>N</b>	<b>1 287</b>	<b>N</b>
841	Museums & art galleries .....	17	6 330	78.4	1 287	91.8
842	Arboreta & botanical or zoological gardens .....	-	-	N	-	N
<b>87 ex. 872</b>	<b>Engineering &amp; management services</b> .....	<b>950</b>	<b>805 424</b>	<b>114.3</b>	<b>208 608</b>	<b>107.0</b>
871	Engineering, architectural, & surveying services .....	525	393 907	86.3	92 987	80.6
873, ex. 8733	Research, development, & testing serv (exc noncomm research org) .....	59	49 621	156.7	15 046	147.1
874	Mgt & public relations services, exc facilities support mgt serv .....	366	361 896	149.6	100 575	132.8
<b>1992</b>						
	<b>Service industries</b> .....	<b>6 356</b>	<b>3 110 287</b>	<b>N</b>	<b>893 617</b>	<b>N</b>
<b>472</b>	<b>Arrangement of passenger transportation</b> .....	<b>384</b>	<b>115 236</b>	<b>N</b>	<b>15 313</b>	<b>N</b>
<b>70, ex. 702, 704</b>	<b>Hotels &amp; other lodging places</b> .....	<b>168</b>	<b>D</b>	<b>D</b>	<b>D</b>	<b>D</b>
701	Hotels, paradores & motels .....	166	412 280	N	130 827	N
703	Camps & recreational vehicle parks .....	2	D	D	D	D

**Table 2. Comparative Statistics for Establishments, Receipts, and Payroll: 1997 and 1992—Con.**

[Detail may not add to total because of rounding. For meaning of abbreviations and symbols, see introductory text. For explanation of terms, see Appendix A]

SIC code	Kind of business	Establishments (number)	Receipts		Annual payroll	
			Total (\$1,000)	Change 1992 to 1997 (percent)	Total (\$1,000)	Change 1992 to 1997 (percent)
<b>72</b>	<b>Personal services</b> .....	<b>828</b>	<b>137 750</b>	<b>N</b>	<b>37 195</b>	<b>N</b>
721	Laundry, cleaning, & garment services .....	264	50 616	N	16 091	N
722	Photographic studios, portrait .....	58	8 555	N	1 881	N
723	Beauty shops .....	273	26 795	N	8 822	N
724	Barber shops .....	21	1 436	N	628	N
725	Shoe repair shops & shoeshine parlors .....	16	831	N	188	N
726	Funeral services & crematories .....	146	39 662	N	7 432	N
729	Miscellaneous personal services .....	50	9 855	N	2 153	N
<b>73</b>	<b>Business services</b> .....	<b>1 302</b>	<b>1 030 642</b>	<b>N</b>	<b>384 522</b>	<b>N</b>
731	Advertising .....	171	257 807	N	45 322	N
732	Consu credit & mercantile reporting agy & adj & collection agy .....	18	15 236	N	3 831	N
733	Mailing, reproduction, comm art & photo, & steno serv .....	125	33 125	N	7 661	N
734	Services to dwellings & other buildings .....	191	98 896	N	45 416	N
735	Miscellaneous equipment rental & leasing .....	224	91 043	N	18 747	N
736	Personal supply services .....	86	189 090	N	129 300	N
737	Computer programming, data processing, & oth computer related ser .....	128	117 204	N	24 661	N
738	Miscellaneous business services .....	359	228 241	N	109 584	N
<b>75</b>	<b>Automotive repair, services, &amp; parking</b> .....	<b>972</b>	<b>329 492</b>	<b>N</b>	<b>56 945</b>	<b>N</b>
751	Automotive rental & leasing, without drivers .....	76	138 893	N	18 558	N
752	Automobile parking .....	92	24 955	N	6 920	N
753	Automotive repair shops .....	765	152 150	N	29 072	N
754	Automotive services, except repair .....	39	13 494	N	2 395	N
<b>76</b>	<b>Miscellaneous repair services</b> .....	<b>480</b>	<b>172 555</b>	<b>N</b>	<b>37 147</b>	<b>N</b>
762	Electrical repair shops .....	264	92 210	N	18 767	N
763	Watch, clock, & jewelry repair .....	9	769	N	167	N
764	Reupholstery & furniture repair .....	29	1 918	N	467	N
769	Miscellaneous repair & related services .....	178	77 658	N	17 746	N
<b>78</b>	<b>Motion pictures</b> .....	<b>135</b>	<b>106 953</b>	<b>N</b>	<b>15 056</b>	<b>N</b>
781	Motion picture production & allied services .....	34	24 567	N	4 061	N
782	Motion picture distribution & allied services .....	9	7 806	N	716	N
783	Motion picture theaters .....	31	51 327	N	6 552	N
784	Video tape rental .....	61	23 253	N	3 727	N
<b>79</b>	<b>Amusement &amp; recreation services</b> .....	<b>219</b>	<b>131 953</b>	<b>N</b>	<b>23 174</b>	<b>N</b>
791	Dance studios, schools, & halls .....	18	3 289	N	697	N
792	Theatrical producers (exc movie) bands, orchestras, & entertainer .....	30	11 454	N	3 057	N
793	Bowling centers .....	5	2 969	N	700	N
794	Commercial sports .....	24	55 038	N	6 877	N
799	Miscellaneous amusement & recreation services .....	142	59 203	N	11 843	N
<b>8072</b>	<b>Dental laboratories</b> .....	<b>29</b>	<b>4 808</b>	<b>N</b>	<b>1 369</b>	<b>N</b>
<b>81</b>	<b>Legal services</b> .....	<b>1 153</b>	<b>288 665</b>	<b>N</b>	<b>90 496</b>	<b>N</b>
811	Legal services .....	1 153	288 665	N	90 496	N
<b>84</b>	<b>Museums, art galleries, &amp; botanical &amp; zoological gardens</b> .....	<b>15</b>	<b>D</b>	<b>D</b>	<b>D</b>	<b>D</b>
841	Museums & art galleries .....	12	3 548	N	671	N
842	Arboreta & botanical or zoological gardens .....	3	D	D	D	D
<b>87 ex. 872</b>	<b>Engineering &amp; management services</b> .....	<b>671</b>	<b>375 777</b>	<b>N</b>	<b>100 768</b>	<b>N</b>
871	Engineering, architectural, & surveying services .....	373	211 464	N	51 474	N
873, ex. 8733	Research, development, & testing serv (exc noncomm research org) .....	40	19 333	N	6 090	N
874	Mgt & public relations services, exc facilities support mgt serv .....	258	144 980	N	43 204	N

**Table 3. Comparative Statistics and Selected Ratios: 1997 and 1992**

[Detail may not add to total because of rounding. For meaning of abbreviations and symbols, see introductory text. For explanation of terms, see Appendix A]

SIC code	Kind of business	Receipts per establishment (\$1,000)	Receipts per employee (\$1,000)	Payroll per employee (\$1,000)	Employee per establishment (number)
<b>1997</b>					
	<b>Service industries</b> .....	<b>724</b>	<b>52</b>	<b>14</b>	<b>14</b>
<b>472</b>	<b>Arrangement of passenger transportation</b> .....	<b>434</b>	<b>114</b>	<b>14</b>	<b>4</b>
<b>70, ex. 702, 704</b>	<b>Hotels &amp; other lodging places</b> .....	<b>D</b>	<b>D</b>	<b>D</b>	<b>D</b>
701	Hotels, paradores & motels .....	3 842	53	16	72
703	Camps & recreational vehicle parks .....	D	D	D	D
<b>72</b>	<b>Personal services</b> .....	<b>212</b>	<b>42</b>	<b>11</b>	<b>5</b>
721	Laundry, cleaning, & garment services .....	259	38	11	7
722	Photographic studios, portrait .....	158	58	12	3
723	Beauty shops .....	152	37	11	4
724	Barber shops .....	150	26	9	6
725	Shoe repair shops & shoeshine parlors .....	56	40	9	1
726	Funeral service & crematories .....	273	56	11	5
729	Miscellaneous personal services .....	273	55	9	5
<b>73</b>	<b>Business services</b> .....	<b>1 210</b>	<b>39</b>	<b>12</b>	<b>31</b>
731	Advertising .....	1 571	145	26	11
732	Consu credit & mercantile reporting agy & adj & collection agy .....	432	47	13	9
733	Mailing, reproduction, comm art & photo, & steno serv .....	384	61	14	6
734	Services to dwellings & other buildings .....	870	18	7	47
735	Miscellaneous equipment rental & leasing .....	685	72	15	9
736	Personal supply services .....	3 410	24	13	144
737	Computer programming, data processing, & oth computer related ser .....	1 840	164	24	11
738	Miscellaneous business services .....	1 133	27	11	42
<b>75</b>	<b>Automotive repair, services, &amp; parking</b> .....	<b>386</b>	<b>76</b>	<b>13</b>	<b>5</b>
751	Automotive rental & leasing, without drivers .....	1 895	175	21	11
752	Automobile parking .....	518	41	9	13
753	Automotive repair shops .....	211	57	11	4
754	Automotive services, except repair .....	429	59	12	7
<b>76</b>	<b>Miscellaneous repair services</b> .....	<b>424</b>	<b>61</b>	<b>13</b>	<b>7</b>
762	Electrical repair shops .....	460	62	13	7
763	Watch, clock, & jewelry repair .....	153	56	11	3
764	Reupholstery & furniture repair .....	100	33	8	3
769	Miscellaneous repair & related services .....	444	62	13	7
<b>78</b>	<b>Motion pictures</b> .....	<b>762</b>	<b>58</b>	<b>10</b>	<b>13</b>
781	Motion picture production & allied services .....	961	121	22	8
782	Motion picture distribution & allied services .....	1 574	315	21	5
783	Motion picture theaters .....	1 098	34	6	32
784	Video tape rental .....	435	48	9	9
<b>79</b>	<b>Amusement &amp; recreation services</b> .....	<b>779</b>	<b>60</b>	<b>11</b>	<b>13</b>
791	Dance studios, schools, & halls .....	238	33	9	7
792	Theatrical producers (exc movie) bands, orchestras, & entertainer .....	1 350	86	17	16
793	Bowling centers .....	834	41	10	20
794	Commercial sports .....	1 362	79	12	17
799	Miscellaneous amusement & recreation services .....	473	42	9	11
<b>8072</b>	<b>Dental laboratories</b> .....	<b>D</b>	<b>D</b>	<b>D</b>	<b>D</b>
<b>81</b>	<b>Legal services</b> .....	<b>362</b>	<b>92</b>	<b>24</b>	<b>4</b>
811	Legal services .....	362	92	24	4
<b>84</b>	<b>Museums, art galleries, &amp; botanical &amp; zoological gardens</b> .....	<b>372</b>	<b>58</b>	<b>12</b>	<b>6</b>
841	Museums & art galleries .....	372	58	12	6
842	Arboreta & botanical or zoological gardens .....	-	-	-	-
<b>87 ex. 872</b>	<b>Engineering &amp; management services</b> .....	<b>848</b>	<b>78</b>	<b>20</b>	<b>11</b>
871	Engineering, architectural, & surveying services .....	750	91	21	8
873, ex. 8733	Research, development, & testing serv (exc noncomm research org) .....	841	62	19	13
874	Mgt & public relations services, exc facilities support mgt serv .....	989	70	20	14
<b>1992</b>					
	<b>Service industries</b> .....	<b>489</b>	<b>44</b>	<b>13</b>	<b>11</b>
<b>472</b>	<b>Arrangement of passenger transportation</b> .....	<b>300</b>	<b>93</b>	<b>12</b>	<b>3</b>
<b>70, ex. 702, 704</b>	<b>Hotels &amp; other lodging places</b> .....	<b>D</b>	<b>D</b>	<b>D</b>	<b>D</b>
701	Hotels, paradores & motels .....	2 484	47	15	53
703	Camps & recreational vehicle parks .....	D	D	D	D
<b>72</b>	<b>Personal services</b> .....	<b>166</b>	<b>35</b>	<b>9</b>	<b>5</b>
721	Laundry, cleaning, & garment services .....	192	29	9	7
722	Photographic studios, portrait .....	148	46	10	3
723	Beauty shops .....	98	27	9	4
724	Barber shops .....	68	15	6	5
725	Shoe repair shops & shoeshine parlors .....	52	30	7	2
726	Funeral service & crematories .....	272	58	11	5
729	Miscellaneous personal services .....	197	46	10	4



**Table 3. Comparative Statistics and Selected Ratios: 1997 and 1992—Con.**

[Detail may not add to total because of rounding. For meaning of abbreviations and symbols, see introductory text. For explanation of terms, see Appendix A]

SIC code	Kind of business	Receipts per establishment (\$1,000)	Receipts per employee (\$1,000)	Payroll per employee (\$1,000)	Employee per establishment (number)
<b>73</b>	<b>Business services</b> .....	<b>792</b>	<b>29</b>	<b>11</b>	<b>28</b>
731	Advertising .....	1 508	119	21	13
732	Consu credit & mercantile reporting agy & adj & collection agy .....	846	66	17	13
733	Mailing, reproduction, comm art & photo, & steno serv .....	265	45	10	6
734	Services to dwellings & other buildings .....	518	18	8	29
735	Miscellaneous equipment rental & leasing .....	406	52	11	8
736	Personal supply services .....	2 199	17	12	130
737	Computer programming, data processing, & oth computer related ser ...	916	84	18	11
738	Miscellaneous business services .....	636	17	8	37
<b>75</b>	<b>Automotive repair, services, &amp; parking</b> .....	<b>339</b>	<b>68</b>	<b>12</b>	<b>5</b>
751	Automotive rental & leasing, without drivers .....	1 828	141	19	13
752	Automobile parking .....	271	28	8	10
753	Automotive repair shops .....	199	56	11	4
754	Automotive services, except repair .....	346	51	9	7
<b>76</b>	<b>Miscellaneous repair services</b> .....	<b>359</b>	<b>60</b>	<b>13</b>	<b>6</b>
762	Electrical repair shops .....	349	60	12	6
763	Watch, clock, & jewelry repair .....	85	45	10	2
764	Reupholstery & furniture repair .....	66	30	7	2
769	Miscellaneous repair & related services .....	436	63	14	7
<b>78</b>	<b>Motion pictures</b> .....	<b>792</b>	<b>76</b>	<b>11</b>	<b>10</b>
781	Motion picture production & allied services .....	723	98	16	7
782	Motion picture distribution & allied services .....	867	237	22	4
783	Motion picture theaters .....	1 656	80	10	21
784	Video tape rental .....	381	48	8	8
<b>79</b>	<b>Amusement &amp; recreation services</b> .....	<b>603</b>	<b>61</b>	<b>11</b>	<b>10</b>
791	Dance studios, schools, & halls .....	183	36	8	5
792	Theatrical producers (exc movie) bands, orchestras, & entertainer .....	382	60	16	6
793	Bowling centers .....	594	37	9	16
794	Commercial sports .....	2 293	90	11	26
799	Miscellaneous amusement & recreation services .....	417	51	10	8
<b>8072</b>	<b>Dental laboratories</b> .....	<b>166</b>	<b>33</b>	<b>10</b>	<b>5</b>
<b>81</b>	<b>Legal services</b> .....	<b>250</b>	<b>69</b>	<b>22</b>	<b>4</b>
811	Legal services .....	250	69	22	4
<b>84</b>	<b>Museums, art galleries, &amp; botanical &amp; zoological gardens</b> .....	<b>D</b>	<b>D</b>	<b>D</b>	<b>D</b>
841	Museums & art galleries .....	296	51	10	6
842	Arboreta & botanical or zoological gardens .....	D	D	D	D
<b>87 ex. 872</b>	<b>Engineering &amp; management services</b> .....	<b>560</b>	<b>67</b>	<b>18</b>	<b>8</b>
871	Engineering, architectural, & surveying services .....	567	77	19	7
873, ex. 8733	Research, development, & testing serv (exc noncomm research org) ...	483	48	15	10
874	Mgt & public relations services, exc facilities support mgt serv .....	562	60	18	9

**Table 4. Summary Statistics for Commercial Regions: 1997**

[Detail may not add to total because of rounding. For meaning of abbreviations and symbols, see introductory text. For explanation of terms, see Appendix A]

SIC code	Geographic area and kind of business	Establishments (number)	Receipts (\$1,000)	Annual payroll (\$1,000)	First-quarter payroll (\$1,000)	Paid employees for pay period including Mar. 12 (number)	Proprietors and partners (number)	Unpaid family workers (number)
	<b>AGUADILLA, PR</b>							
	<b>Service industries</b> .....	<b>346</b>	<b>62 747</b>	<b>15 917</b>	<b>3 594</b>	<b>1 909</b>	<b>274</b>	<b>69</b>
472	Arrangement of passenger transportation .....	18	D	D	D	b	D	D
70, ex. 702, 704	<b>Hotels &amp; other lodging places</b> .....	<b>15</b>	<b>9 213</b>	<b>2 348</b>	<b>580</b>	<b>298</b>	<b>4</b>	<b>-</b>
701	Hotels, paradores & motels .....	15	9 213	2 348	580	298	4	-
703	Camps & recreational vehicle parks .....	-	-	-	-	-	-	-
72	<b>Personal services</b> .....	<b>55</b>	<b>6 094</b>	<b>1 162</b>	<b>265</b>	<b>165</b>	<b>46</b>	<b>14</b>
721	Laundry, cleaning, & garment services .....	15	1 166	341	84	48	16	4
722	Photographic studios, portrait .....	2	D	D	D	a	D	D
723	Beauty shops .....	15	775	220	46	32	14	4
724	Barber shops .....	1	D	D	D	b	D	D
725	Shoe repair shops & shoeshine parlors .....	-	-	-	-	-	-	-
726	Funeral service & crematories .....	13	2 478	242	60	35	10	6
729	Miscellaneous personal services .....	9	D	D	D	a	D	D
73	<b>Business services</b> .....	<b>57</b>	<b>14 315</b>	<b>5 836</b>	<b>1 360</b>	<b>761</b>	<b>38</b>	<b>14</b>
731	Advertising .....	4	235	53	14	8	4	1
732	Consu credit & mercantile reporting agy & adj & collection agy .....	2	D	D	D	a	D	D
733	Mailing, reproduction, comm art & photo, & steno serv .....	5	569	124	29	14	5	2
734	Services to dwellings & other buildings .....	6	855	194	37	21	5	2
735	Miscellaneous equipment rental & leasing .....	20	5 635	1 233	292	96	14	6
736	Personnel supply services .....	1	D	D	D	b	D	D
737	Computer programming, data processing, & oth computer related ser .....	3	D	D	D	a	D	D
738	Miscellaneous business services .....	16	6 261	3 979	935	577	8	2
75	<b>Automotive repair, services, &amp; parking</b> .....	<b>62</b>	<b>8 879</b>	<b>1 412</b>	<b>321</b>	<b>161</b>	<b>56</b>	<b>10</b>
751	Automotive rental & leasing, without drivers .....	6	3 178	376	85	36	4	-
752	Automobile parking .....	2	D	D	D	b	D	D
753	Automotive repair shops .....	47	D	D	D	b	D	D
754	Automotive services, except repair .....	7	D	D	D	a	D	D
76	<b>Miscellaneous repair services</b> .....	<b>22</b>	<b>D</b>	<b>D</b>	<b>D</b>	<b>b</b>	<b>D</b>	<b>D</b>
762	Electrical repair shops .....	15	D	D	D	b	D	D
763	Watch, clock, & jewelry repair .....	1	D	D	D	a	D	D
764	Reupholstery & furniture repair .....	1	D	D	D	a	D	D
769	Miscellaneous repair & related services .....	5	D	D	D	a	D	D
78	<b>Motion pictures</b> .....	<b>12</b>	<b>D</b>	<b>D</b>	<b>D</b>	<b>b</b>	<b>D</b>	<b>D</b>
781	Motion picture production & allied services .....	-	-	-	-	-	-	-
782	Motion picture distribution & allied services .....	1	D	D	D	a	D	D
783	Motion picture theaters .....	3	D	D	D	b	D	D
784	Video tape rental .....	8	1 591	294	15	13	5	3
79	<b>Amusement &amp; recreation services</b> .....	<b>10</b>	<b>4 048</b>	<b>1 328</b>	<b>237</b>	<b>131</b>	<b>2</b>	<b>1</b>
791	Dance studios, schools, & halls .....	1	D	D	D	b	D	D
792	Theatrical producers (exc movie) bands, orchestras, & entertainer .....	1	D	D	D	a	D	D
793	Bowling centers .....	2	D	D	D	b	D	D
794	Commercial sports .....	-	-	-	-	-	-	-
799	Miscellaneous amusement & recreation services .....	6	D	D	D	b	D	D
8072	<b>Dental laboratories</b> .....	<b>2</b>	<b>D</b>	<b>D</b>	<b>D</b>	<b>a</b>	<b>D</b>	<b>D</b>
81	<b>Legal services</b> .....	<b>76</b>	<b>8 339</b>	<b>1 583</b>	<b>382</b>	<b>143</b>	<b>75</b>	<b>13</b>
811	Legal services .....	76	8 339	1 583	382	143	75	13
84	<b>Museums, art galleries, &amp; botanical &amp; zoological gardens</b> .....	<b>-</b>	<b>-</b>	<b>-</b>	<b>-</b>	<b>-</b>	<b>-</b>	<b>-</b>
841	Museums & art galleries .....	-	-	-	-	-	-	-
842	Arboreta & botanical or zoological gardens .....	-	-	-	-	-	-	-
87, ex 872	<b>Engineering &amp; management services</b> .....	<b>17</b>	<b>3 243</b>	<b>650</b>	<b>143</b>	<b>55</b>	<b>15</b>	<b>-</b>
871	Engineering, architectural, & surveying services .....	14	3 114	608	133	50	13	-
873, ex. 8733	Research, development, & testing serv (exc noncomm research org) .....	-	-	-	-	-	-	-
874	Mgt & public relations services, exc facilities support mgt serv .....	3	129	42	10	5	2	-

**Table 4. Summary Statistics for Commercial Regions: 1997—Con.**

[Detail may not add to total because of rounding. For meaning of abbreviations and symbols, see introductory text. For explanation of terms, see Appendix A]

SIC code	Geographic area and kind of business	Establishments (number)	Receipts (\$1,000)	Annual payroll (\$1,000)	First-quarter payroll (\$1,000)	Paid employees for pay period including Mar. 12 (number)	Proprietors and partners (number)	Unpaid family workers (number)
	<b>ARECIBO, PR</b>							
	<b>Service industries</b> .....	<b>508</b>	<b>189 934</b>	<b>65 235</b>	<b>13 849</b>	<b>5 098</b>	<b>384</b>	<b>87</b>
472	Arrangement of passenger transportation .....	26	9 914	583	125	52	10	2
70, ex. 702, 704	<b>Hotels &amp; other lodging places</b> .....	<b>10</b>	<b>D</b>	<b>D</b>	<b>D</b>	<b>b</b>	<b>D</b>	<b>D</b>
701	Hotels, paradores & motels .....	9	3 068	723	158	88	5	1
703	Camps & recreational vehicle parks .....	1	D	D	D	a	D	D
72	<b>Personal services</b> .....	<b>77</b>	<b>13 570</b>	<b>3 311</b>	<b>732</b>	<b>369</b>	<b>51</b>	<b>10</b>
721	Laundry, cleaning, & garment services .....	19	4 024	1 125	285	138	13	4
722	Photographic studios, portrait .....	5	D	D	D	a	D	D
723	Beauty shops .....	24	3 917	1 103	209	123	20	1
724	Barber shops .....	2	D	D	D	a	D	D
725	Shoe repair shops & shoeshine parlors .....	—	—	—	—	—	—	—
726	Funeral service & crematories .....	18	3 679	713	162	73	8	5
729	Miscellaneous personal services .....	9	864	122	30	16	8	—
73	<b>Business services</b> .....	<b>91</b>	<b>94 266</b>	<b>46 970</b>	<b>9 772</b>	<b>3 430</b>	<b>52</b>	<b>12</b>
731	Advertising .....	3	D	D	D	b	D	D
732	Consu credit & mercantile reporting agy & adj & collection agy .....	1	D	D	D	a	D	D
733	Mailing, reproduction, comm art & photo, & steno serv .....	8	D	D	D	a	D	D
734	Services to dwellings & other buildings .....	15	2 048	602	177	118	13	2
735	Miscellaneous equipment rental & leasing .....	24	6 709	1 200	248	92	11	5
736	Personnel supply services .....	8	70 960	39 464	8 031	2 621	1	—
737	Computer programming, data processing, & oth computer related ser .....	6	D	D	D	a	D	D
738	Miscellaneous business services .....	26	11 732	5 237	1 181	543	11	2
75	<b>Automotive repair, services, &amp; parking</b> .....	<b>107</b>	<b>16 870</b>	<b>2 865</b>	<b>643</b>	<b>309</b>	<b>99</b>	<b>32</b>
751	Automotive rental & leasing, without drivers .....	8	D	D	D	a	D	D
752	Automobile parking .....	2	D	D	D	b	D	D
753	Automotive repair shops .....	92	10 384	2 000	482	222	91	30
754	Automotive services, except repair .....	5	2 837	447	85	49	5	1
76	<b>Miscellaneous repair services</b> .....	<b>34</b>	<b>6 896</b>	<b>1 272</b>	<b>274</b>	<b>115</b>	<b>29</b>	<b>9</b>
762	Electrical repair shops .....	16	D	D	D	b	D	D
763	Watch, clock, & jewelry repair .....	1	D	D	D	a	D	D
764	Reupholstery & furniture repair .....	1	D	D	D	a	D	D
769	Miscellaneous repair & related services .....	16	3 388	513	99	48	17	2
78	<b>Motion pictures</b> .....	<b>9</b>	<b>D</b>	<b>D</b>	<b>D</b>	<b>c</b>	<b>D</b>	<b>D</b>
781	Motion picture production & allied services .....	—	—	—	—	—	—	—
782	Motion picture distribution & allied services .....	—	—	—	—	—	—	—
783	Motion picture theaters .....	3	D	D	D	b	D	D
784	Video tape rental .....	6	D	D	D	b	D	D
79	<b>Amusement &amp; recreation services</b> .....	<b>11</b>	<b>4 080</b>	<b>849</b>	<b>190</b>	<b>113</b>	<b>6</b>	<b>3</b>
791	Dance studios, schools, & halls .....	1	D	D	D	a	D	D
792	Theatrical producers (exc movie) bands, orchestras, & entertainer .....	—	—	—	—	—	—	—
793	Bowling centers .....	—	—	—	—	—	—	—
794	Commercial sports .....	2	D	D	D	a	D	D
799	Miscellaneous amusement & recreation services .....	8	3 104	701	157	102	4	—
8072	<b>Dental laboratories</b> .....	<b>4</b>	<b>D</b>	<b>D</b>	<b>D</b>	<b>b</b>	<b>D</b>	<b>D</b>
81	<b>Legal services</b> .....	<b>96</b>	<b>17 615</b>	<b>3 509</b>	<b>796</b>	<b>238</b>	<b>94</b>	<b>13</b>
811	Legal services .....	96	17 615	3 509	796	238	94	13
84	<b>Museums, art galleries, &amp; botanical &amp; zoological gardens</b> .....	<b>—</b>	<b>—</b>	<b>—</b>	<b>—</b>	<b>—</b>	<b>—</b>	<b>—</b>
841	Museums & art galleries .....	—	—	—	—	—	—	—
842	Arboreta & botanical or zoological gardens .....	—	—	—	—	—	—	—
87, ex 872	<b>Engineering &amp; management services</b> .....	<b>43</b>	<b>16 039</b>	<b>3 888</b>	<b>907</b>	<b>227</b>	<b>28</b>	<b>2</b>
871	Engineering, architectural, & surveying services .....	28	9 790	2 255	532	143	22	2
873, ex. 8733	Research, development, & testing serv (exc noncomm research org) .....	5	890	292	62	16	4	—
874	Mgt & public relations services, exc facilities support mgt serv .....	10	5 359	1 341	313	68	2	—

**Table 4. Summary Statistics for Commercial Regions: 1997—Con.**

[Detail may not add to total because of rounding. For meaning of abbreviations and symbols, see introductory text. For explanation of terms, see Appendix A]

SIC code	Geographic area and kind of business	Establishments (number)	Receipts (\$1,000)	Annual payroll (\$1,000)	First-quarter payroll (\$1,000)	Paid employees for pay period including Mar. 12 (number)	Proprietors and partners (number)	Unpaid family workers (number)
	<b>BAYAMÓN, PR</b>							
	<b>Service industries</b> .....	<b>1 044</b>	<b>641 226</b>	<b>163 712</b>	<b>37 833</b>	<b>11 472</b>	<b>680</b>	<b>122</b>
472	Arrangement of passenger transportation .....	41	D	D	D	b	D	D
70, ex. 702, 704	Hotels & other lodging places .....	8	D	D	D	g	D	D
701	Hotels, paradores & motels .....	8	D	D	D	g	D	D
703	Camps & recreational vehicle parks .....	—	—	—	—	—	—	—
72	<b>Personal services</b> .....	<b>142</b>	<b>39 728</b>	<b>10 594</b>	<b>2 365</b>	<b>895</b>	<b>98</b>	<b>18</b>
721	Laundry, cleaning, & garment services .....	54	24 314	7 074	1 658	526	41	7
722	Photographic studios, portrait .....	10	1 276	269	47	24	3	1
723	Beauty shops .....	45	6 724	1 748	353	172	35	4
724	Barber shops .....	4	D	D	D	b	D	D
725	Shoe repair shops & shoeshine parlors .....	2	D	D	D	a	D	D
726	Funeral service & crematories .....	15	3 371	590	105	60	10	6
729	Miscellaneous personal services .....	12	3 325	633	145	87	6	—
73	<b>Business services</b> .....	<b>268</b>	<b>198 121</b>	<b>66 457</b>	<b>15 313</b>	<b>5 584</b>	<b>118</b>	<b>16</b>
731	Advertising .....	18	10 250	2 181	187	63	14	—
732	Consu credit & mercantile reporting agy & adj & collection agy .....	5	D	D	D	a	D	D
733	Mailing, reproduction, comm art & photo, & steno serv .....	17	D	D	D	b	D	D
734	Services to dwellings & other buildings .....	45	15 867	6 449	1 640	901	30	2
735	Miscellaneous equipment rental & leasing .....	57	41 476	7 596	1 660	570	28	2
736	Personnel supply services .....	15	29 502	15 649	3 807	1 359	—	—
737	Computer programming, data processing, & oth computer related ser .....	29	D	D	D	c	D	D
738	Miscellaneous business services .....	82	76 047	28 059	6 600	2 361	26	7
75	<b>Automotive repair, services, &amp; parking</b> .....	<b>233</b>	<b>65 672</b>	<b>13 496</b>	<b>2 936</b>	<b>1 062</b>	<b>175</b>	<b>39</b>
751	Automotive rental & leasing, without drivers .....	10	13 892	3 492	685	132	2	—
752	Automobile parking .....	7	2 542	1 037	220	105	3	—
753	Automotive repair shops .....	208	43 203	7 801	1 763	734	167	39
754	Automotive services, except repair .....	8	6 035	1 166	268	91	3	—
76	<b>Miscellaneous repair services</b> .....	<b>104</b>	<b>42 283</b>	<b>7 306</b>	<b>1 615</b>	<b>647</b>	<b>80</b>	<b>24</b>
762	Electrical repair shops .....	62	25 089	4 750	1 044	408	50	17
763	Watch, clock, & jewelry repair .....	3	198	43	9	4	3	1
764	Reupholstery & furniture repair .....	6	380	79	20	10	5	1
769	Miscellaneous repair & related services .....	33	16 616	2 434	542	225	22	5
78	<b>Motion pictures</b> .....	<b>18</b>	<b>10 250</b>	<b>1 615</b>	<b>374</b>	<b>217</b>	<b>6</b>	<b>—</b>
781	Motion picture production & allied services .....	1	D	D	D	a	D	D
782	Motion picture distribution & allied services .....	—	—	—	—	—	—	—
783	Motion picture theaters .....	1	D	D	D	b	D	D
784	Video tape rental .....	16	D	D	D	c	D	D
79	<b>Amusement &amp; recreation services</b> .....	<b>41</b>	<b>15 294</b>	<b>2 674</b>	<b>615</b>	<b>284</b>	<b>17</b>	<b>7</b>
791	Dance studios, schools, & halls .....	4	D	D	D	a	D	D
792	Theatrical producers (exc movie) bands, orchestras, & entertainer .....	10	4 651	831	152	46	4	1
793	Bowling centers .....	1	D	D	D	b	D	D
794	Commercial sports .....	1	D	D	D	a	D	D
799	Miscellaneous amusement & recreation services .....	25	8 775	1 413	355	191	10	6
8072	<b>Dental laboratories</b> .....	<b>8</b>	<b>D</b>	<b>D</b>	<b>D</b>	<b>b</b>	<b>D</b>	<b>D</b>
81	<b>Legal services</b> .....	<b>104</b>	<b>66 480</b>	<b>12 263</b>	<b>2 584</b>	<b>417</b>	<b>102</b>	<b>8</b>
811	Legal services .....	104	66 480	12 263	2 584	417	102	8
84	<b>Museums, art galleries, &amp; botanical &amp; zoological gardens</b> .....	<b>1</b>	<b>D</b>	<b>D</b>	<b>D</b>	<b>a</b>	<b>D</b>	<b>D</b>
841	Museums & art galleries .....	1	D	D	D	a	D	D
842	Arboreta & botanical or zoological gardens .....	—	—	—	—	—	—	—
87, ex 872	<b>Engineering &amp; management services</b> .....	<b>76</b>	<b>101 120</b>	<b>14 785</b>	<b>3 445</b>	<b>584</b>	<b>48</b>	<b>6</b>
871	Engineering, architectural, & surveying services .....	42	69 612	6 415	1 313	279	37	4
873, ex. 8733	Research, development, & testing serv (exc noncomm research org) .....	6	3 445	1 019	254	74	2	—
874	Mgt & public relations services, exc facilities support mgt serv .....	28	28 063	7 351	1 878	231	9	2

**Table 4. Summary Statistics for Commercial Regions: 1997—Con.**

[Detail may not add to total because of rounding. For meaning of abbreviations and symbols, see introductory text. For explanation of terms, see Appendix A]

SIC code	Geographic area and kind of business	Establishments (number)	Receipts (\$1,000)	Annual payroll (\$1,000)	First-quarter payroll (\$1,000)	Paid employees for pay period including Mar. 12 (number)	Proprietors and partners (number)	Unpaid family workers (number)
	<b>CAGUAS, PR</b>							
	<b>Service industries</b> .....	<b>829</b>	<b>563 086</b>	<b>121 351</b>	<b>27 690</b>	<b>9 515</b>	<b>533</b>	<b>66</b>
472	Arrangement of passenger transportation .....	40	5 428	1 214	157	70	10	5
70, ex. 702, 704	<b>Hotels &amp; other lodging places</b> .....	<b>17</b>	<b>39 937</b>	<b>13 439</b>	<b>3 331</b>	<b>742</b>	<b>6</b>	<b>-</b>
701	Hotels, paradores & motels .....	17	39 937	13 439	3 331	742	6	-
703	Camps & recreational vehicle parks .....	-	-	-	-	-	-	-
72	<b>Personal services</b> .....	<b>117</b>	<b>18 357</b>	<b>4 306</b>	<b>960</b>	<b>437</b>	<b>80</b>	<b>11</b>
721	Laundry, cleaning, & garment services .....	32	3 526	835	156	92	23	6
722	Photographic studios, portrait .....	8	1 129	280	60	23	-	-
723	Beauty shops .....	37	4 250	993	237	109	36	3
724	Barber shops .....	3	383	161	36	16	1	-
725	Shoe repair shops & shoeshine parlors .....	3	122	23	4	2	2	-
726	Funeral service & crematories .....	20	7 389	1 567	383	161	9	1
729	Miscellaneous personal services .....	14	1 558	447	84	34	9	1
73	<b>Business services</b> .....	<b>166</b>	<b>380 477</b>	<b>75 432</b>	<b>17 270</b>	<b>6 063</b>	<b>61</b>	<b>8</b>
731	Advertising .....	10	D	D	D	c	D	D
732	Consu credit & mercantile reporting agy & adj & collection agy .....	5	D	D	D	a	D	D
733	Mailing, reproduction, comm art & photo, & steno serv .....	14	D	D	D	b	D	D
734	Services to dwellings & other buildings .....	23	15 185	8 085	1 998	857	10	1
735	Miscellaneous equipment rental & leasing .....	41	38 995	7 283	1 599	511	12	-
736	Personnel supply services .....	14	71 966	39 784	9 109	2 869	-	-
737	Computer programming, data processing, & oth computer related ser .....	19	D	D	D	c	D	D
738	Miscellaneous business services .....	40	30 695	12 645	2 713	1 385	18	5
75	<b>Automotive repair, services, &amp; parking</b> .....	<b>164</b>	<b>30 976</b>	<b>6 469</b>	<b>1 480</b>	<b>588</b>	<b>119</b>	<b>17</b>
751	Automotive rental & leasing, without drivers .....	17	7 455	1 681	391	79	6	-
752	Automobile parking .....	8	790	183	45	34	3	-
753	Automotive repair shops .....	134	21 489	4 365	999	449	109	17
754	Automotive services, except repair .....	5	1 242	240	45	26	1	-
76	<b>Miscellaneous repair services</b> .....	<b>65</b>	<b>15 479</b>	<b>4 724</b>	<b>1 125</b>	<b>334</b>	<b>56</b>	<b>10</b>
762	Electrical repair shops .....	34	D	D	D	c	D	D
763	Watch, clock, & jewelry repair .....	1	D	D	D	a	D	D
764	Reupholstery & furniture repair .....	1	D	D	D	a	D	D
769	Miscellaneous repair & related services .....	29	9 073	3 297	806	218	33	7
78	<b>Motion pictures</b> .....	<b>10</b>	<b>D</b>	<b>D</b>	<b>D</b>	<b>c</b>	<b>D</b>	<b>D</b>
781	Motion picture production & allied services .....	-	-	-	-	-	-	-
782	Motion picture distribution & allied services .....	-	-	-	-	-	-	-
783	Motion picture theaters .....	2	D	D	D	b	D	D
784	Video tape rental .....	8	D	D	D	b	D	D
79	<b>Amusement &amp; recreation services</b> .....	<b>38</b>	<b>14 615</b>	<b>1 936</b>	<b>411</b>	<b>272</b>	<b>17</b>	<b>-</b>
791	Dance studios, schools, & halls .....	3	301	40	19	13	2	-
792	Theatrical producers (exc movie) bands, orchestras, & entertainer .....	4	252	79	19	17	2	-
793	Bowling centers .....	6	-	-	-	-	-	-
794	Commercial sports .....	6	1 754	278	68	52	2	-
799	Miscellaneous amusement & recreation services .....	25	12 308	1 539	305	190	11	-
8072	<b>Dental laboratories</b> .....	<b>2</b>	<b>D</b>	<b>D</b>	<b>D</b>	<b>a</b>	<b>D</b>	<b>D</b>
81	<b>Legal services</b> .....	<b>156</b>	<b>20 680</b>	<b>3 944</b>	<b>864</b>	<b>303</b>	<b>156</b>	<b>11</b>
811	Legal services .....	156	20 680	3 944	864	303	156	11
84	<b>Museums, art galleries, &amp; botanical &amp; zoological gardens</b> .....	<b>-</b>	<b>-</b>	<b>-</b>	<b>-</b>	<b>-</b>	<b>-</b>	<b>-</b>
841	Museums & art galleries .....	-	-	-	-	-	-	-
842	Arboreta & botanical or zoological gardens .....	-	-	-	-	-	-	-
87, ex 872	<b>Engineering &amp; management services</b> .....	<b>54</b>	<b>30 182</b>	<b>8 718</b>	<b>1 802</b>	<b>538</b>	<b>24</b>	<b>4</b>
871	Engineering, architectural, & surveying services .....	27	12 409	3 136	552	240	20	3
873, ex. 8733	Research, development, & testing serv (exc noncomm research org) .....	7	4 037	1 199	196	51	-	-
874	Mgt & public relations services, exc facilities support mgt serv .....	20	13 736	4 383	1 054	247	4	1

**Table 4. Summary Statistics for Commercial Regions: 1997—Con.**

[Detail may not add to total because of rounding. For meaning of abbreviations and symbols, see introductory text. For explanation of terms, see Appendix A]

SIC code	Geographic area and kind of business	Establishments (number)	Receipts (\$1,000)	Annual payroll (\$1,000)	First-quarter payroll (\$1,000)	Paid employees for pay period including Mar. 12 (number)	Proprietors and partners (number)	Unpaid family workers (number)
	<b>FAJARDO, PR</b>							
	<b>Service industries</b> .....	<b>199</b>	<b>257 504</b>	<b>65 150</b>	<b>19 826</b>	<b>4 262</b>	<b>131</b>	<b>26</b>
472	Arrangement of passenger transportation .....	14	D	D	D	b	D	D
70, ex. 702, 704	<b>Hotels &amp; other lodging places</b> .....	<b>17</b>	<b>D</b>	<b>D</b>	<b>D</b>	<b>h</b>	<b>D</b>	<b>D</b>
701	Hotels, paradores & motels .....	17	D	D	D	h	D	D
703	Camps & recreational vehicle parks .....	—	—	—	—	—	—	—
72	<b>Personal services</b> .....	<b>21</b>	<b>4 181</b>	<b>696</b>	<b>162</b>	<b>76</b>	<b>16</b>	<b>5</b>
721	Laundry, cleaning, & garment services .....	4	427	84	28	15	5	—
722	Photographic studios, portrait .....	2	D	D	D	a	D	D
723	Beauty shops .....	7	1 198	324	72	33	3	—
724	Barber shops .....	1	D	D	D	a	D	D
725	Shoe repair shops & shoeshine parlors .....	—	—	—	—	—	—	—
726	Funeral service & crematories .....	5	1 659	209	47	19	3	4
729	Miscellaneous personal services .....	2	D	D	D	a	D	D
73	<b>Business services</b> .....	<b>30</b>	<b>14 488</b>	<b>3 699</b>	<b>1 002</b>	<b>297</b>	<b>18</b>	<b>7</b>
731	Advertising .....	5	D	D	D	a	D	D
732	Consu credit & mercantile reporting agy & adj & collection agy .....	—	—	—	—	—	—	—
733	Mailing, reproduction, comm art & photo, & steno serv .....	3	680	173	41	15	1	—
734	Services to dwellings & other buildings .....	3	527	212	31	17	3	—
735	Miscellaneous equipment rental & leasing .....	11	3 919	908	210	59	7	3
736	Personnel supply services .....	1	D	D	D	a	D	D
737	Computer programming, data processing, & oth computer related ser .....	3	D	D	D	a	D	D
738	Miscellaneous business services .....	4	7 246	1 815	538	175	—	—
75	<b>Automotive repair, services, &amp; parking</b> .....	<b>49</b>	<b>9 045</b>	<b>1 266</b>	<b>297</b>	<b>125</b>	<b>39</b>	<b>8</b>
751	Automotive rental & leasing, without drivers .....	11	D	D	D	b	D	D
752	Automobile parking .....	1	D	D	D	a	D	D
753	Automotive repair shops .....	36	4 744	806	189	89	34	8
754	Automotive services, except repair .....	1	D	D	D	a	D	D
76	<b>Miscellaneous repair services</b> .....	<b>8</b>	<b>D</b>	<b>D</b>	<b>D</b>	<b>a</b>	<b>D</b>	<b>D</b>
762	Electrical repair shops .....	5	D	D	D	a	D	D
763	Watch, clock, & jewelry repair .....	—	—	—	—	—	—	—
764	Reupholstery & furniture repair .....	—	—	—	—	—	—	—
769	Miscellaneous repair & related services .....	3	D	D	D	a	D	D
78	<b>Motion pictures</b> .....	<b>4</b>	<b>D</b>	<b>D</b>	<b>D</b>	<b>b</b>	<b>D</b>	<b>D</b>
781	Motion picture production & allied services .....	—	—	—	—	—	—	—
782	Motion picture distribution & allied services .....	—	—	—	—	—	—	—
783	Motion picture theaters .....	1	D	D	D	b	D	D
784	Video tape rental .....	3	D	D	D	b	D	D
79	<b>Amusement &amp; recreation services</b> .....	<b>18</b>	<b>11 760</b>	<b>3 049</b>	<b>651</b>	<b>293</b>	<b>10</b>	<b>2</b>
791	Dance studios, schools, & halls .....	—	—	—	—	—	—	—
792	Theatrical producers (exc movie) bands, orchestras, & entertainer .....	1	D	D	D	a	D	D
793	Bowling centers .....	—	—	—	—	—	—	—
794	Commercial sports .....	1	D	D	D	a	D	D
799	Miscellaneous amusement & recreation services .....	16	D	D	D	e	D	D
8072	<b>Dental laboratories</b> .....	<b>—</b>	<b>—</b>	<b>—</b>	<b>—</b>	<b>—</b>	<b>—</b>	<b>—</b>
81	<b>Legal services</b> .....	<b>25</b>	<b>4 702</b>	<b>669</b>	<b>156</b>	<b>49</b>	<b>22</b>	<b>1</b>
811	Legal services .....	25	4 702	669	156	49	22	1
84	<b>Museums, art galleries, &amp; botanical &amp; zoological gardens</b> .....	<b>—</b>	<b>—</b>	<b>—</b>	<b>—</b>	<b>—</b>	<b>—</b>	<b>—</b>
841	Museums & art galleries .....	—	—	—	—	—	—	—
842	Arboreta & botanical or zoological gardens .....	—	—	—	—	—	—	—
87, ex 872	<b>Engineering &amp; management services</b> .....	<b>13</b>	<b>39 778</b>	<b>11 372</b>	<b>5 042</b>	<b>401</b>	<b>6</b>	<b>—</b>
871	Engineering, architectural, & surveying services .....	4	984	204	76	17	3	—
873, ex. 8733	Research, development, & testing serv (exc noncomm research org) .....	—	—	—	—	—	—	—
874	Mgt & public relations services, exc facilities support mgt serv .....	9	38 794	11 168	4 966	384	3	—

**Table 4. Summary Statistics for Commercial Regions: 1997—Con.**

[Detail may not add to total because of rounding. For meaning of abbreviations and symbols, see introductory text. For explanation of terms, see Appendix A]

SIC code	Geographic area and kind of business	Establishments (number)	Receipts (\$1,000)	Annual payroll (\$1,000)	First-quarter payroll (\$1,000)	Paid employees for pay period including Mar. 12 (number)	Proprietors and partners (number)	Unpaid family workers (number)
	<b>GUAYAMA, PR</b>							
	<b>Service industries</b> .....	<b>133</b>	<b>56 537</b>	<b>12 099</b>	<b>2 790</b>	<b>1 033</b>	<b>95</b>	<b>14</b>
472	Arrangement of passenger transportation .....	6	323	59	16	10	6	1
70, ex. 702, 704	<b>Hotels &amp; other lodging places</b> .....	<b>7</b>	<b>1 072</b>	<b>371</b>	<b>108</b>	<b>63</b>	<b>—</b>	<b>—</b>
701	Hotels, paradores & motels .....	7	1 072	371	108	63	—	—
703	Camps & recreational vehicle parks .....	—	—	—	—	—	—	—
72	<b>Personal services</b> .....	<b>27</b>	<b>3 087</b>	<b>600</b>	<b>150</b>	<b>74</b>	<b>17</b>	<b>3</b>
721	Laundry, cleaning, & garment services .....	6	867	194	49	23	5	1
722	Photographic studios, portrait .....	1	D	D	D	a	D	D
723	Beauty shops .....	8	620	185	46	18	6	1
724	Barber shops .....	1	D	D	D	a	D	D
725	Shoe repair shops & shoeshine parlors .....	—	—	—	—	—	—	—
726	Funeral service & crematories .....	10	1 373	142	34	21	5	1
729	Miscellaneous personal services .....	1	D	D	D	a	D	D
73	<b>Business services</b> .....	<b>23</b>	<b>5 469</b>	<b>1 392</b>	<b>235</b>	<b>110</b>	<b>15</b>	<b>4</b>
731	Advertising .....	2	D	D	D	a	D	D
732	Consu credit & mercantile reporting agy & adj & collection agy .....	—	—	—	—	—	—	—
733	Mailing, reproduction, comm art & photo, & steno serv .....	1	D	D	D	a	D	D
734	Services to dwellings & other buildings .....	7	2 949	695	68	30	4	1
735	Miscellaneous equipment rental & leasing .....	8	1 293	187	30	18	5	1
736	Personnel supply services .....	—	—	—	—	—	—	—
737	Computer programming, data processing, & oth computer related ser .....	—	—	—	—	—	—	—
738	Miscellaneous business services .....	5	1 019	460	126	56	3	—
75	<b>Automotive repair, services, &amp; parking</b> .....	<b>19</b>	<b>1 968</b>	<b>376</b>	<b>91</b>	<b>48</b>	<b>21</b>	<b>4</b>
751	Automotive rental & leasing, without drivers .....	2	D	D	D	a	D	D
752	Automobile parking .....	—	—	—	—	—	—	—
753	Automotive repair shops .....	17	D	D	D	b	D	D
754	Automotive services, except repair .....	—	—	—	—	—	—	—
76	<b>Miscellaneous repair services</b> .....	<b>6</b>	<b>D</b>	<b>D</b>	<b>D</b>	<b>a</b>	<b>D</b>	<b>D</b>
762	Electrical repair shops .....	4	D	D	D	a	D	D
763	Watch, clock, & jewelry repair .....	—	—	—	—	—	—	—
764	Reupholstery & furniture repair .....	—	—	—	—	—	—	—
769	Miscellaneous repair & related services .....	2	D	D	D	a	D	D
78	<b>Motion pictures</b> .....	<b>5</b>	<b>1 695</b>	<b>305</b>	<b>57</b>	<b>39</b>	<b>2</b>	<b>—</b>
781	Motion picture production & allied services .....	—	—	—	—	—	—	—
782	Motion picture distribution & allied services .....	—	—	—	—	—	—	—
783	Motion picture theaters .....	1	D	D	D	b	D	D
784	Video tape rental .....	4	D	D	D	a	D	D
79	<b>Amusement &amp; recreation services</b> .....	<b>11</b>	<b>9 131</b>	<b>1 489</b>	<b>327</b>	<b>181</b>	<b>4</b>	<b>—</b>
791	Dance studios, schools, & halls .....	1	D	D	D	a	D	D
792	Theatrical producers (exc movie) bands, orchestras, & entertainer .....	—	—	—	—	—	—	—
793	Bowling centers .....	—	—	—	—	—	—	—
794	Commercial sports .....	5	D	D	D	c	D	D
799	Miscellaneous amusement & recreation services .....	5	D	D	D	a	D	D
8072	<b>Dental laboratories</b> .....	<b>2</b>	<b>D</b>	<b>D</b>	<b>D</b>	<b>a</b>	<b>D</b>	<b>D</b>
81	<b>Legal services</b> .....	<b>15</b>	<b>3 346</b>	<b>618</b>	<b>128</b>	<b>30</b>	<b>15</b>	<b>1</b>
811	Legal services .....	15	3 346	618	128	30	15	1
84	<b>Museums, art galleries, &amp; botanical &amp; zoological gardens</b> .....	<b>—</b>	<b>—</b>	<b>—</b>	<b>—</b>	<b>—</b>	<b>—</b>	<b>—</b>
841	Museums & art galleries .....	—	—	—	—	—	—	—
842	Arboreta & botanical or zoological gardens .....	—	—	—	—	—	—	—
87, ex 872	<b>Engineering &amp; management services</b> .....	<b>12</b>	<b>29 572</b>	<b>6 759</b>	<b>1 649</b>	<b>465</b>	<b>5</b>	<b>—</b>
871	Engineering, architectural, & surveying services .....	4	D	D	D	a	D	D
873, ex. 8733	Research, development, & testing serv (exc noncomm research org) .....	1	D	D	D	b	D	D
874	Mgt & public relations services, exc facilities support mgt serv .....	7	24 176	5 527	1 271	377	2	—

**Table 4. Summary Statistics for Commercial Regions: 1997—Con.**

[Detail may not add to total because of rounding. For meaning of abbreviations and symbols, see introductory text. For explanation of terms, see Appendix A]

SIC code	Geographic area and kind of business	Establishments (number)	Receipts (\$1,000)	Annual payroll (\$1,000)	First-quarter payroll (\$1,000)	Paid employees for pay period including Mar. 12 (number)	Proprietors and partners (number)	Unpaid family workers (number)
<b>MAYAGÜEZ, PR</b>								
	<b>Service industries</b> .....	<b>553</b>	<b>176 593</b>	<b>60 475</b>	<b>13 429</b>	<b>5 263</b>	<b>413</b>	<b>78</b>
472	Arrangement of passenger transportation .....	25	5 247	682	158	57	12	—
70, ex. 702, 704	Hotels & other lodging places .....	38	D	D	D	f	D	D
701	Hotels, paradores & motels .....	36	D	D	D	f	D	D
703	Camps & recreational vehicle parks .....	2	D	D	D	a	D	D
72	<b>Personal services</b> .....	<b>92</b>	<b>11 096</b>	<b>2 451</b>	<b>526</b>	<b>290</b>	<b>82</b>	<b>22</b>
721	Laundry, cleaning, & garment services .....	18	2 205	605	149	82	16	6
722	Photographic studios, portrait .....	7	1 055	181	43	21	1	—
723	Beauty shops .....	36	2 173	684	107	68	33	3
724	Barber shops .....	5	218	83	18	16	5	1
725	Shoe repair shops & shoeshine parlors .....	—	—	—	—	—	—	—
726	Funeral service & crematories .....	15	2 614	476	116	61	19	11
729	Miscellaneous personal services .....	11	2 831	422	93	42	8	1
73	<b>Business services</b> .....	<b>100</b>	<b>70 955</b>	<b>35 274</b>	<b>7 314</b>	<b>2 869</b>	<b>45</b>	<b>9</b>
731	Advertising .....	12	6 971	1 518	377	88	4	—
732	Consu credit & mercantile reporting agy & adj & collection agy .....	1	D	D	D	a	D	D
733	Mailing, reproduction, comm art & photo, & steno serv .....	6	590	154	38	22	3	2
734	Services to dwellings & other buildings .....	19	4 858	2 010	489	198	14	2
735	Miscellaneous equipment rental & leasing .....	28	7 273	1 669	357	116	13	4
736	Personnel supply services .....	7	28 353	22 045	4 466	1 590	—	—
737	Computer programming, data processing, & oth computer related ser .....	3	D	D	D	a	D	D
738	Miscellaneous business services .....	24	22 355	7 738	1 556	842	9	1
75	<b>Automotive repair, services, &amp; parking</b> .....	<b>87</b>	<b>14 006</b>	<b>2 513</b>	<b>577</b>	<b>263</b>	<b>66</b>	<b>11</b>
751	Automotive rental & leasing, without drivers .....	7	3 566	443	105	26	1	—
752	Automobile parking .....	6	D	D	D	b	D	D
753	Automotive repair shops .....	72	8 610	1 683	367	185	61	10
754	Automotive services, except repair .....	2	D	D	D	a	D	D
76	<b>Miscellaneous repair services</b> .....	<b>36</b>	<b>10 166</b>	<b>2 589</b>	<b>634</b>	<b>241</b>	<b>26</b>	<b>7</b>
762	Electrical repair shops .....	25	9 197	2 349	571	212	16	5
763	Watch, clock, & jewelry repair .....	—	—	—	—	—	—	—
764	Reupholstery & furniture repair .....	2	D	D	D	a	D	D
769	Miscellaneous repair & related services .....	9	D	D	D	b	D	D
78	<b>Motion pictures</b> .....	<b>8</b>	<b>D</b>	<b>D</b>	<b>D</b>	<b>b</b>	<b>D</b>	<b>D</b>
781	Motion picture production & allied services .....	—	—	—	—	—	—	—
782	Motion picture distribution & allied services .....	—	—	—	—	—	—	—
783	Motion picture theaters .....	1	D	D	D	b	D	D
784	Video tape rental .....	7	D	D	D	b	D	D
79	<b>Amusement &amp; recreation services</b> .....	<b>20</b>	<b>3 773</b>	<b>756</b>	<b>174</b>	<b>91</b>	<b>10</b>	<b>6</b>
791	Dance studios, schools, & halls .....	4	208	46	14	19	2	1
792	Theatrical producers (exc movie) bands, orchestras, & entertainer .....	1	D	D	D	a	D	D
793	Bowling centers .....	1	D	D	D	b	D	D
794	Commercial sports .....	2	D	D	D	a	D	D
799	Miscellaneous amusement & recreation services .....	12	2 252	392	86	35	6	5
8072	<b>Dental laboratories</b> .....	<b>5</b>	<b>D</b>	<b>D</b>	<b>D</b>	<b>b</b>	<b>D</b>	<b>D</b>
81	<b>Legal services</b> .....	<b>98</b>	<b>13 284</b>	<b>2 548</b>	<b>586</b>	<b>199</b>	<b>112</b>	<b>10</b>
811	Legal services .....	98	13 284	2 548	586	199	112	10
84	<b>Museums, art galleries, &amp; botanical &amp; zoological gardens</b> .....	<b>—</b>	<b>—</b>	<b>—</b>	<b>—</b>	<b>—</b>	<b>—</b>	<b>—</b>
841	Museums & art galleries .....	—	—	—	—	—	—	—
842	Arboreta & botanical or zoological gardens .....	—	—	—	—	—	—	—
87, ex 872	<b>Engineering &amp; management services</b> .....	<b>44</b>	<b>9 933</b>	<b>2 219</b>	<b>490</b>	<b>203</b>	<b>34</b>	<b>4</b>
871	Engineering, architectural, & surveying services .....	32	D	D	D	c	D	D
873, ex. 8733	Research, development, & testing serv (exc noncomm research org) .....	5	D	D	D	b	D	D
874	Mgt & public relations services, exc facilities support mgt serv .....	7	2 539	571	121	50	4	—



**Table 4. Summary Statistics for Commercial Regions: 1997—Con.**

[Detail may not add to total because of rounding. For meaning of abbreviations and symbols, see introductory text. For explanation of terms, see Appendix A]

SIC code	Geographic area and kind of business	Establishments (number)	Receipts (\$1,000)	Annual payroll (\$1,000)	First-quarter payroll (\$1,000)	Paid employees for pay period including Mar. 12 (number)	Proprietors and partners (number)	Unpaid family workers (number)
	<b>PONCE, PR</b>							
	<b>Service industries</b> .....	<b>597</b>	<b>264 300</b>	<b>83 579</b>	<b>21 379</b>	<b>6 836</b>	<b>407</b>	<b>76</b>
472	Arrangement of passenger transportation .....	26	D	D	D	b	D	D
70, ex. 702, 704	<b>Hotels &amp; other lodging places</b> .....	<b>18</b>	<b>39 013</b>	<b>13 682</b>	<b>3 360</b>	<b>717</b>	<b>7</b>	<b>2</b>
701	Hotels, paradores & motels .....	18	39 013	13 682	3 360	717	7	2
703	Camps & recreational vehicle parks .....	—	—	—	—	—	—	—
72	<b>Personal services</b> .....	<b>84</b>	<b>13 616</b>	<b>3 299</b>	<b>773</b>	<b>422</b>	<b>71</b>	<b>15</b>
721	Laundry, cleaning, & garment services .....	21	3 062	916	231	156	18	4
722	Photographic studios, portrait .....	3	D	D	D	a	D	D
723	Beauty shops .....	33	4 082	1 195	275	126	33	6
724	Barber shops .....	3	D	D	D	a	D	D
725	Shoe repair shops & shoeshine parlors .....	1	D	D	D	a	D	D
726	Funeral service & crematories .....	14	4 879	756	170	82	9	2
729	Miscellaneous personal services .....	9	920	275	61	39	5	2
73	<b>Business services</b> .....	<b>137</b>	<b>78 473</b>	<b>31 006</b>	<b>7 733</b>	<b>2 854</b>	<b>49</b>	<b>13</b>
731	Advertising .....	10	D	D	D	b	D	D
732	Consu credit & mercantile reporting agy & adj & collection agy .....	2	D	D	D	a	D	D
733	Mailing, reproduction, comm art & photo, & steno serv .....	10	1 855	339	79	49	6	4
734	Services to dwellings & other buildings .....	29	16 786	6 504	1 810	688	18	4
735	Miscellaneous equipment rental & leasing .....	33	25 596	4 618	1 204	304	7	—
736	Personnel supply services .....	6	D	D	D	f	D	D
737	Computer programming, data processing, & oth computer related ser .....	7	D	D	D	a	D	D
738	Miscellaneous business services .....	40	21 280	11 237	2 762	1 247	11	3
75	<b>Automotive repair, services, &amp; parking</b> .....	<b>96</b>	<b>19 755</b>	<b>3 844</b>	<b>901</b>	<b>372</b>	<b>70</b>	<b>17</b>
751	Automotive rental & leasing, without drivers .....	5	5 146	505	120	22	—	—
752	Automobile parking .....	9	1 082	386	98	36	2	—
753	Automotive repair shops .....	79	11 418	2 652	613	282	66	17
754	Automotive services, except repair .....	3	2 109	301	70	32	2	—
76	<b>Miscellaneous repair services</b> .....	<b>49</b>	<b>26 443</b>	<b>6 269</b>	<b>1 759</b>	<b>432</b>	<b>37</b>	<b>7</b>
762	Electrical repair shops .....	17	5 524	1 980	454	136	13	6
763	Watch, clock, & jewelry repair .....	2	D	D	D	a	D	D
764	Reupholstery & furniture repair .....	5	D	D	D	a	D	D
769	Miscellaneous repair & related services .....	25	20 600	4 221	1 288	284	17	1
78	<b>Motion pictures</b> .....	<b>13</b>	<b>7 866</b>	<b>1 122</b>	<b>268</b>	<b>161</b>	<b>3</b>	<b>—</b>
781	Motion picture production & allied services .....	1	D	D	D	a	D	D
782	Motion picture distribution & allied services .....	—	—	—	—	—	—	—
783	Motion picture theaters .....	5	3 602	552	123	86	—	—
784	Video tape rental .....	7	D	D	D	b	D	D
79	<b>Amusement &amp; recreation services</b> .....	<b>14</b>	<b>3 951</b>	<b>1 173</b>	<b>279</b>	<b>194</b>	<b>7</b>	<b>4</b>
791	Dance studios, schools, & halls .....	1	D	D	D	a	D	D
792	Theatrical producers (exc movie) bands, orchestras, & entertainer .....	1	D	D	D	b	D	D
793	Bowling centers .....	—	—	—	—	—	—	—
794	Commercial sports .....	1	D	D	D	a	D	D
799	Miscellaneous amusement & recreation services .....	11	2 974	600	158	57	5	4
8072	<b>Dental laboratories</b> .....	<b>4</b>	<b>D</b>	<b>D</b>	<b>D</b>	<b>a</b>	<b>D</b>	<b>D</b>
81	<b>Legal services</b> .....	<b>101</b>	<b>20 771</b>	<b>5 189</b>	<b>1 261</b>	<b>312</b>	<b>113</b>	<b>10</b>
811	Legal services .....	101	20 771	5 189	1 261	312	113	10
84	<b>Museums, art galleries, &amp; botanical &amp; zoological gardens</b> .....	<b>2</b>	<b>D</b>	<b>D</b>	<b>D</b>	<b>b</b>	<b>D</b>	<b>D</b>
841	Museums & art galleries .....	2	D	D	D	b	D	D
842	Arboreta & botanical or zoological gardens .....	—	—	—	—	—	—	—
87, ex 872	<b>Engineering &amp; management services</b> .....	<b>53</b>	<b>46 269</b>	<b>16 759</b>	<b>4 760</b>	<b>1 244</b>	<b>30</b>	<b>7</b>
871	Engineering, architectural, & surveying services .....	30	13 097	3 338	962	305	25	4
873, ex. 8733	Research, development, & testing serv (exc noncomm research org) .....	8	6 918	2 276	510	125	2	2
874	Mgt & public relations services, exc facilities support mgt serv .....	15	26 254	11 145	3 288	814	3	1

**Table 4. Summary Statistics for Commercial Regions: 1997—Con.**

[Detail may not add to total because of rounding. For meaning of abbreviations and symbols, see introductory text. For explanation of terms, see Appendix A]

SIC code	Geographic area and kind of business	Establishments (number)	Receipts (\$1,000)	Annual payroll (\$1,000)	First-quarter payroll (\$1,000)	Paid employees for pay period including Mar. 12 (number)	Proprietors and partners (number)	Unpaid family workers (number)
<b>SAN JUAN, PR</b>								
	<b>Service industries .....</b>	<b>3 839</b>	<b>3 611 098</b>	<b>958 560</b>	<b>223 816</b>	<b>65 737</b>	<b>2 151</b>	<b>243</b>
<b>472</b>	<b>Arrangement of passenger transportation .....</b>	<b>188</b>	<b>121 632</b>	<b>14 622</b>	<b>3 588</b>	<b>998</b>	<b>59</b>	<b>8</b>
4724	Travel agencies .....	154	98 242	9 834	2 347	690	53	8
4725	Tour operators .....	17	10 500	2 683	738	166	3	—
4729	Arrangement of passenger transportation, nec .....	17	12 890	2 105	503	142	3	—
<b>70, ex. 702, 704</b>	<b>Hotels &amp; other lodging places .....</b>	<b>81</b>	<b>D</b>	<b>D</b>	<b>D</b>	<b>i</b>	<b>D</b>	<b>D</b>
701	Hotels, paradors & motels .....	79	412 818	121 877	25 254	7 580	30	2
7011 pt.	Hotels .....	58	403 389	119 168	24 543	7 281	24	2
7011 pt.	100 guest rooms or more .....	18	378 908	112 723	23 037	6 668	6	—
7011 pt.	25 to 99 guest rooms .....	21	20 025	5 292	1 227	485	7	—
7011 pt.	Less than 25 guest rooms .....	19	4 456	1 153	279	128	11	2
7011 pt.	Motels & guest houses .....	19	D	D	D	e	D	D
7011 pt.	Tourists villas & paradors .....	2	D	D	D	b	D	D
703	Camps & recreational vehicle parks .....	2	D	D	D	a	D	D
7032	Sporting & recreational camps .....	1	D	D	D	a	D	D
7033	Recreational vehicle parks & campsites .....	1	D	D	D	a	D	D
<b>72</b>	<b>Personal services .....</b>	<b>368</b>	<b>98 864</b>	<b>25 945</b>	<b>6 059</b>	<b>2 216</b>	<b>219</b>	<b>49</b>
721	Laundry, cleaning, & garment services .....	131	38 011	10 679	2 505	946	73	23
7211	Power laundries, family & commercial .....	46	10 841	2 924	652	310	26	4
7212	Garment pressing & agents for laundries & drycleaners .....	13	1 857	418	89	52	14	2
7213	Linen supply .....	1	D	D	D	b	D	D
7215	Coin-operated laundries & drycleaning .....	11	1 559	398	100	38	5	2
7216	Drycleaning plants .....	38	7 502	2 165	560	214	17	11
7217	Carpet & upholstery cleaning services .....	7	D	D	D	b	D	D
7218	Industrial launderers .....	6	10 820	3 784	838	242	2	—
7219	Other laundry, cleaning & garment services .....	9	3 676	309	79	24	6	3
722	Photographic studios, portrait .....	26	5 059	986	228	79	8	4
7221	Photographic studios, portrait .....	26	5 059	986	228	79	8	4
723	Beauty shops .....	138	28 477	8 504	1 802	718	101	13
7231	Beauty shops .....	138	28 477	8 504	1 802	718	101	13
724	Barber shops .....	13	2 258	887	190	82	9	3
7241	Barber shops .....	13	2 258	887	190	82	9	3
725	Shoe repair shops & shoeshine parlors .....	6	381	88	22	10	4	2
7251	Shoe repair shops & shoeshine parlors .....	6	381	88	22	10	4	2
726	Funeral service & crematories .....	12	5 904	1 814	502	85	4	2
7261	Funeral service & crematories .....	12	5 904	1 814	502	85	4	2
729	Miscellaneous personal services .....	42	18 774	2 987	810	296	20	2
7291	Tax return preparation services .....	23	3 988	1 004	218	67	17	2
7299	Miscellaneous personal services, nec .....	19	14 786	1 983	592	229	3	—
<b>73</b>	<b>Business services .....</b>	<b>989</b>	<b>1 395 356</b>	<b>432 611</b>	<b>105 783</b>	<b>35 141</b>	<b>279</b>	<b>42</b>
731	Advertising .....	175	344 803	59 613	14 077	2 229	30	8
7311	Advertising agencies .....	110	303 071	51 975	12 389	1 813	19	3
7312	Outdoor advertising services .....	17	10 155	1 439	307	109	5	3
7313	Radio, television, publishers' advertising representatives .....	15	9 436	2 680	526	102	1	—
7319	Advertising, nec .....	33	22 141	3 519	855	205	5	2
732	Consu credit & mercantile reporting agy & adj & collection agy .....	37	21 430	5 861	1 477	451	6	1
7322	Adjustment & collection services .....	32	10 042	3 856	956	369	5	1
7323	Credit reporting services .....	5	11 388	2 005	521	82	1	—
733	Mailing, reproduction, comm art & photo, & steno serv .....	95	46 851	11 141	2 388	722	35	13
7331	Direct mail advertising services .....	8	D	D	D	c	D	D
7334	Photocopying & duplicating services .....	40	17 796	4 343	748	290	15	11
7335	Commercial photography .....	7	D	D	D	b	D	D
7336	Commercial art & graphic design .....	30	18 104	3 959	954	247	11	2
7338	Secretarial & court reporting services .....	10	D	D	D	b	D	D
734	Services to dwellings & other buildings .....	107	161 985	58 557	14 949	9 180	64	4
7342	Disinfecting & pest control services .....	19	16 027	4 911	1 108	412	11	2
7349	Building cleaning & maintenance services, nec .....	88	145 958	53 646	13 841	8 768	53	2
735	Miscellaneous equipment rental & leasing .....	107	94 467	21 642	4 775	1 358	31	5
7352	Medical equipment rental & leasing .....	35	30 521	6 806	1 508	442	11	—
7353	Heavy construction equipment rental & leasing .....	28	33 497	6 768	1 424	405	7	2
7359	Equipment rental & leasing, nec .....	44	30 449	8 068	1 843	511	12	3
736	Personnel supply services .....	53	147 364	77 286	18 250	6 173	6	—
7361	Employment agencies .....	26	51 616	31 140	6 371	2 544	4	—
7363	Help supply services .....	27	95 748	46 146	11 879	3 629	2	—
737	Computer programming, data processing, & oth computer related ser .....	170	208 774	53 498	12 346	2 164	32	—
7371	Computer programming services .....	35	51 059	12 352	2 984	688	7	—
7372	Software publishers .....	9	D	D	D	D	D	D
7373	Computer systems integrators .....	24	D	D	D	c	D	D
7374	Data processing services .....	22	68 936	18 344	4 153	623	3	—
7375	On-line information services .....	5	D	D	D	b	D	D
7376	Computer facilities management services .....	10	7 711	2 104	558	100	2	—
7377	Computer rental & leasing .....	6	8 438	1 624	352	68	1	—
7378	Computer maintenance & repair .....	20	11 949	2 703	604	100	3	—
7379	Computer related services, nec .....	39	29 696	8 991	1 928	299	11	—

**Table 4. Summary Statistics for Commercial Regions: 1997—Con.**

[Detail may not add to total because of rounding. For meaning of abbreviations and symbols, see introductory text. For explanation of terms, see Appendix A]

SIC code	Geographic area and kind of business	Establishments (number)	Receipts (\$1,000)	Annual payroll (\$1,000)	First-quarter payroll (\$1,000)	Paid employees for pay period including Mar. 12 (number)	Proprietors and partners (number)	Unpaid family workers (number)
	<b>SAN JUAN, PR—Con.</b>							
<b>73</b>	<b>Business services—Con.</b>							
738	Miscellaneous business services .....	245	369 682	145 013	37 521	12 864	75	11
7381	Detective, guard, & armored car services .....	68	170 066	92 044	22 959	8 931	13	2
7382	Security systems services .....	31	58 155	12 982	3 685	1 289	9	7
7383	News syndicates .....	3	2 281	813	203	25	—	—
7384	Photofinishing laboratories .....	9	6 188	2 333	541	154	3	—
7389	Business services, nec .....	134	132 992	36 841	10 133	2 465	50	2
<b>75</b>	<b>Automotive repair, services, &amp; parking .....</b>	<b>418</b>	<b>309 688</b>	<b>46 963</b>	<b>10 869</b>	<b>3 357</b>	<b>202</b>	<b>28</b>
751	Automotive rental & leasing, without drivers .....	39	157 721	16 889	4 033	788	6	—
7513	Truck rental services, without drivers .....	4	D	D	D	a	D	D
7514	Passenger car rental .....	32	155 003	16 651	3 976	774	4	—
7515	Passenger car leasing .....	1	D	D	D	a	D	D
7519	Utility trailer & recreational vehicle rental .....	2	D	D	D	a	D	D
752	Automobile parking .....	50	36 135	7 289	1 603	795	11	—
7521	Automobile parking .....	50	36 135	7 289	1 603	795	11	—
753	Automotive repair shops .....	298	101 909	19 490	4 476	1 533	173	28
7532	Top, body, & upholstery repair shops & paint shops .....	69	20 422	4 177	925	340	48	7
7533	Automotive exhaust system repair shops .....	18	3 209	627	158	54	9	—
7534	Tire retreading & repair shops .....	6	2 794	626	131	47	1	—
7536	Automotive glass replacement shops .....	7	1 591	147	36	20	6	1
7537	Automotive transmission repair shops .....	21	4 221	1 095	277	89	6	1
7538	General automotive repair shops .....	128	54 267	10 489	2 423	805	73	12
7539	Automotive repair shops, nec .....	49	15 405	2 329	526	178	30	7
754	Automotive services, except repair .....	31	13 923	3 295	757	241	12	—
7542	Carwashes .....	9	5 583	1 815	403	115	7	—
7549	Automotive services, except repair & carwashes .....	22	8 340	1 480	354	126	5	—
<b>76</b>	<b>Miscellaneous repair services .....</b>	<b>240</b>	<b>132 606</b>	<b>26 941</b>	<b>6 558</b>	<b>2 051</b>	<b>121</b>	<b>11</b>
762	Electrical repair shops .....	130	88 412	16 900	4 033	1 291	69	10
7622	Radio & television repair shops .....	17	26 856	5 772	1 368	406	7	1
7623	Refrigeration & air-conditioning service & repair shops .....	72	48 014	7 976	1 915	669	34	8
7629	Electrical & electronic repair shops .....	41	13 542	3 152	750	216	28	1
763	Watch, clock, & jewelry repair .....	8	1 785	333	66	27	6	—
7631	Watch, clock, & jewelry repair .....	8	1 785	333	66	27	6	—
764	Reupholstery & furniture repair .....	18	2 713	721	159	82	13	—
7641	Reupholstery & furniture repair .....	18	2 713	721	159	82	13	—
769	Miscellaneous repair & related services .....	84	39 696	8 987	2 300	651	33	1
7692	Welding repair .....	15	2 283	623	183	59	12	—
7694	Armature rewinding shops .....	11	9 104	2 709	684	150	3	1
7699	Repair shops & related services, nec .....	58	28 309	5 655	1 433	442	18	—
<b>78</b>	<b>Motion pictures .....</b>	<b>100</b>	<b>95 952</b>	<b>15 521</b>	<b>3 765</b>	<b>1 430</b>	<b>21</b>	<b>1</b>
781	Motion picture production & allied services .....	37	D	D	D	e	D	D
7812	Motion picture & video tape production .....	32	D	D	D	c	D	D
7819	Services allied to motion picture production .....	5	D	D	D	b	D	D
782	Motion picture distribution & allied services .....	12	D	D	D	a	D	D
7822	Motion picture & video tape distribution .....	7	D	D	D	b	D	D
7829	Services allied to motion picture distribution .....	5	17 024	1 001	333	40	—	—
783	Motion picture theaters .....	18	23 888	4 232	1 020	678	1	—
7832	Motion picture theaters (except drive-ins) .....	18	23 888	4 232	1 020	678	—	—
7833	Drive-in motion picture theaters .....	—	—	—	—	—	—	—
784	Video tape rental .....	33	15 130	3 241	752	394	7	1
7841	Video tape rental .....	33	15 130	3 241	752	394	7	1
<b>79</b>	<b>Amusement &amp; recreation services .....</b>	<b>182</b>	<b>201 978</b>	<b>37 580</b>	<b>8 804</b>	<b>2 939</b>	<b>59</b>	<b>3</b>
791	Dance studios, schools, & halls .....	11	4 212	1 067	257	97	1	—
7911	Dance studios, schools, & halls .....	11	4 212	1 067	257	97	1	—
792	Theatrical producers (exc movie) bands, orchestras, & entertainer .....	47	81 989	16 358	3 529	879	8	1
7922	Theatrical producers (exc movie) & misc theatrical services .....	31	71 288	15 433	3 322	823	6	1
7929	Bands, orchestras, actors, oth entertainers & entertainment group .....	16	10 701	925	207	56	2	—
793	Bowling centers .....	4	3 661	677	170	63	—	—
7933	Bowling centers .....	4	3 661	677	170	63	—	—
794	Commercial sports .....	40	66 323	9 670	2 329	691	20	—
7941	Professional sports clubs, managers, promoters .....	11	11 312	1 911	605	171	—	—
7948	Racing, including track operation .....	29	55 011	7 759	1 724	520	20	—
799	Miscellaneous amusement & recreation services .....	80	45 793	9 808	2 519	1 209	30	2
7991	Physical fitness facilities .....	17	8 457	1 673	433	271	6	—
7992	Public golf courses .....	—	—	—	—	—	—	—
7993	Coin-operated amusement devices .....	12	4 848	735	166	82	2	—
7996	Amusement parks .....	6	5 299	1 625	364	302	2	—
7997	Membership sports & recreation clubs .....	8	2 922	1 502	318	100	4	—
7999	Amusement & recreation services, nec .....	37	24 267	4 273	1 238	454	16	2
7999 pt.	Cockfight arenas .....	4	701	165	47	16	2	—
7999 pt.	Other amusement & recreation services, nec .....	33	23 566	4 108	1 191	438	14	2
<b>8072</b>	<b>Dental laboratories .....</b>	<b>12</b>	<b>D</b>	<b>D</b>	<b>D</b>	<b>b</b>	<b>D</b>	<b>D</b>

**Table 4. Summary Statistics for Commercial Regions: 1997—Con.**

[Detail may not add to total because of rounding. For meaning of abbreviations and symbols, see introductory text. For explanation of terms, see Appendix A]

SIC code	Geographic area and kind of business	Establishments (number)	Receipts (\$1,000)	Annual payroll (\$1,000)	First-quarter payroll (\$1,000)	Paid employees for pay period including Mar. 12 (number)	Proprietors and partners (number)	Unpaid family workers (number)
	<b>SAN JUAN, PR—Con.</b>							
<b>81</b>	<b>Legal services .....</b>	<b>609</b>	<b>307 781</b>	<b>91 948</b>	<b>19 700</b>	<b>3 366</b>	<b>771</b>	<b>60</b>
811	Legal services .....	609	307 781	91 948	19 700	3 366	771	60
8111	Legal services .....	609	307 781	91 948	19 700	3 366	771	60
<b>84</b>	<b>Museums, art galleries, &amp; botanical &amp; zoological gardens .....</b>	<b>14</b>	<b>D</b>	<b>D</b>	<b>D</b>	<b>b</b>	<b>D</b>	<b>D</b>
841	Museums & art galleries .....	14	D	D	D	b	D	D
8412	Museums & art galleries .....	14	D	D	D	b	D	D
842	Arboreta & botanical or zoological gardens .....	—	—	—	—	—	—	—
8422	Arboreta & botanical or zoological gardens .....	—	—	—	—	—	—	—
<b>87, ex 872</b>	<b>Engineering &amp; management services .....</b>	<b>638</b>	<b>529 288</b>	<b>143 458</b>	<b>33 174</b>	<b>6 560</b>	<b>374</b>	<b>38</b>
871	Engineering, architectural, & surveying services .....	344	278 839	75 581	17 541	3 184	288	35
8711	Engineering services .....	226	201 063	60 677	14 271	2 477	175	23
8712	Architectural services .....	108	73 890	13 789	3 029	614	106	11
8713	Surveying services .....	10	3 886	1 115	241	93	7	1
873, ex.	Research, development, & testing serv (exc noncomm research org) .....	27	27 603	8 830	2 079	398	9	—
8733	Commercial physical & biological research .....	4	D	D	D	a	D	D
8731	Commercial physical & biological research .....	4	D	D	D	a	D	D
8732	Commercial economic, sociological, & educational research .....	14	D	D	D	c	D	D
8734	Testing laboratories .....	9	D	D	D	c	D	D
874	Mgt & public relations services, exc facilities support mgt serv .....	267	222 846	59 047	13 554	2 978	77	3
8741	Management services .....	79	56 791	20 319	4 668	897	18	—
8742	Management consulting services .....	103	89 496	20 169	4 351	987	31	1
8743	Public relations services .....	17	D	D	D	c	D	D
8744	Facilities support management services .....	22	D	D	D	e	D	D
8748	Business consulting services, nec .....	46	36 049	7 181	1 714	438	20	1

**Table 5. Statistics for Municipios: 1997**

[Detail may not add to total because of rounding. For meaning of abbreviations and symbols, see introductory text. For explanation of terms, see Appendix A]

Geographic area	Establishments (number)	Receipts (\$1,000)	Annual payroll (\$1,000)	First-quarter payroll (\$1,000)	Paid employees for pay period including Mar. 12 (number)	Proprietors and partners (number)	Unpaid family workers (number)
<b>Puerto Rico</b> .....	<b>8 048</b>	<b>5 823 025</b>	<b>1 546 078</b>	<b>364 206</b>	<b>111 125</b>	<b>5 068</b>	<b>781</b>
Adjuntas .....	13	834	176	43	19	11	3
Aguada .....	49	8 311	3 183	759	495	41	8
Aguadilla .....	124	30 260	7 760	1 683	827	93	25
Aguas Buenas .....	11	1 013	222	47	28	7	1
Aibonito .....	35	4 759	968	223	90	36	1
Añasco .....	30	1 749	356	84	49	27	10
Arecibo .....	178	62 113	22 701	5 103	2 039	137	33
Arroyo .....	9	1 000	205	38	23	9	1
Barceloneta .....	22	5 425	1 085	236	82	15	2
Barranquitas .....	25	3 422	1 395	299	172	19	5
Bayamón .....	620	409 448	97 539	21 732	7 290	384	71
Cabo Rojo .....	73	10 964	2 848	693	355	62	18
Caguas .....	398	188 966	57 900	13 339	4 983	240	32
Camuy .....	33	3 031	710	143	62	33	9
Canóvanas .....	43	56 557	8 501	1 895	562	34	2
Carolina .....	368	319 780	79 680	19 553	6 042	185	28
Cataño .....	37	26 336	6 504	1 676	407	21	4
Cayey .....	60	16 867	2 956	652	301	39	5
Ceiba .....	14	37 375	10 521	4 730	360	10	—
Ciales .....	12	1 461	230	61	22	10	4
Cidra .....	35	7 401	1 880	422	181	22	—
Coamo .....	30	5 901	688	159	75	30	6
Comerio .....	9	1 659	150	39	20	10	3
Corozal .....	24	4 431	811	191	74	20	4
Culebra .....	4	740	170	45	15	3	—
Dorado .....	55	110 785	38 135	9 674	1 878	26	4
Fajardo .....	85	130 798	25 624	7 438	1 808	56	16
Florida .....	8	3 223	527	117	66	5	1
Guánica .....	9	3 248	1 074	216	63	7	4
Guayama .....	73	36 596	8 005	1 856	636	50	4
Guayanilla .....	15	5 811	1 773	488	155	8	2
Guaynabo .....	315	360 328	87 016	19 218	5 200	140	15
Gurabo .....	29	5 294	1 080	357	112	16	4
Hatillo .....	48	13 803	4 434	956	373	31	6
Hormigueros .....	20	5 342	959	206	100	15	5
Humacao .....	140	299 290	42 432	9 676	2 698	77	15
Isabela .....	63	8 881	1 994	428	264	46	11
Jayuya .....	9	1 991	637	155	33	10	3
Juana Díaz .....	36	11 214	2 304	623	226	27	5
Juncos .....	36	4 376	752	147	88	39	1
Lajas .....	24	6 048	1 550	334	157	17	1
Lares .....	21	3 247	307	78	35	18	4
Las Marías .....	5	181	26	8	6	3	1
Las Piedras .....	42	28 726	12 003	2 565	918	24	5
Loíza .....	5	777	159	39	16	4	2
Luquillo .....	31	10 519	3 135	763	283	16	2
Manatí .....	90	80 072	31 902	6 439	2 138	63	15
Maricao .....	6	1 090	284	63	31	4	—
Maunabo .....	6	587	164	26	13	5	—
Mayagüez .....	293	123 114	41 481	9 136	3 444	196	26
Moca .....	35	4 640	774	192	84	34	11
Morovis .....	11	1 423	276	36	21	8	—
Naguabo .....	11	2 570	475	90	39	8	1
Naranjito .....	29	5 033	845	179	92	23	3
Orocovis .....	19	1 876	359	73	40	18	4
Patillas .....	22	1 580	364	83	55	15	5
Peñuelas .....	22	20 218	5 230	1 638	351	11	—
Ponce .....	385	199 341	67 844	17 177	5 500	244	48
Quebradillas .....	25	5 235	1 302	320	134	24	7
Rincón .....	11	4 561	1 660	405	134	9	1
Río Grande .....	33	70 881	24 190	6 491	1 638	28	5
Sabana Grande .....	34	4 366	842	190	88	29	7
Salinas .....	23	16 774	3 361	787	306	16	4
San Germán .....	57	19 178	10 469	2 310	899	51	9
San Juan .....	3 031	2 842 683	774 675	181 076	52 956	1 751	196
San Lorenzo .....	23	2 654	500	112	52	18	1
San Sebastián .....	50	5 420	904	212	105	36	7
Santa Isabel .....	13	3 274	1 013	211	133	7	—
Toa Alta .....	37	7 376	1 531	323	150	32	1
Toa Baja .....	144	60 335	14 993	3 342	1 219	91	15
Trujillo Alto .....	82	31 750	8 688	2 074	977	41	2
Utua .....	34	5 270	860	188	90	29	5
Vega Alta .....	34	9 102	1 174	269	109	28	8
Vega Baja .....	62	12 289	2 479	528	191	43	8
Vieques .....	16	3 844	876	230	103	6	—
Villalba .....	12	1 443	221	58	31	10	1
Yabucoa .....	20	3 740	658	150	64	15	1
Yauco .....	53	11 025	2 619	611	250	42	4

**Table 6. Kind-of-Business Groups for Municipios: 1997**

[Detail may not add to total because of rounding. For meaning of abbreviations and symbols, see introductory text. For explanation of terms, see Appendix A]

SIC code	Kind of business	Establishments (number)	Receipts (\$1,000)	Annual payroll (\$1,000)	First-quarter payroll (\$1,000)	Paid employees for pay period including Mar. 12 (number)	Proprietors and partners (number)	Unpaid family workers (number)
<b>Puerto Rico</b> .....		<b>8 048</b>	<b>5 823 025</b>	<b>1 546 078</b>	<b>364 206</b>	<b>111 125</b>	<b>5 068</b>	<b>781</b>
472	Arrangement of passenger transportation .....	384	166 611	19 858	4 677	1 459	148	26
70, ex. 702, 704	Hotels & other lodging places .....	211	D	D	D	j	D	D
72	Personal services .....	983	208 593	52 364	11 992	4 944	680	147
73	Business services .....	1 861	2 251 920	698 677	165 782	57 109	675	125
75	Automotive repair, service, & parking .....	1 235	476 859	79 204	18 115	6 285	847	166
76	Miscellaneous repair services .....	564	239 055	50 083	12 168	3 919	386	78
78	Motion pictures .....	179	136 366	22 218	5 224	2 335	50	6
79	Amusement & recreation services .....	345	268 630	50 834	11 688	4 498	132	26
8072	Dental laboratories .....	39	D	D	D	c	D	D
81	Legal services .....	1 280	462 998	122 271	26 457	5 057	1 460	127
84	Museums, art galleries, & botanical & zoological gardens .....	17	6 330	1 287	287	110	6	1
87, ex. 872	Engineering & management services .....	950	805 424	208 608	51 412	10 277	564	61
<b>Adjuntas</b> .....		<b>13</b>	<b>834</b>	<b>176</b>	<b>43</b>	<b>19</b>	<b>11</b>	<b>3</b>
472	Arrangement of passenger transportation .....	1	D	D	D	a	D	D
70, ex. 702, 704	Hotels & other lodging places .....	—	—	—	—	—	—	—
72	Personal services .....	3	45	9	3	3	3	2
73	Business services .....	1	D	D	D	a	D	D
75	Automotive repair, services, & parking .....	—	—	—	—	—	—	—
76	Miscellaneous repair services .....	—	—	—	—	—	—	—
78	Motion pictures .....	1	D	D	D	a	D	D
79	Amusement & recreation services .....	—	—	—	—	—	—	—
8072	Dental laboratories .....	—	—	—	—	—	—	—
81	Legal services .....	5	183	49	12	5	4	—
84	Museums, art galleries, & botanical & zoological gardens .....	—	—	—	—	—	—	—
87, ex. 872	Engineering & management services .....	2	D	D	D	a	D	D
<b>Aguada</b> .....		<b>49</b>	<b>8 311</b>	<b>3 183</b>	<b>759</b>	<b>495</b>	<b>41</b>	<b>8</b>
472	Arrangement of passenger transportation .....	3	D	D	D	a	D	D
70, ex. 702, 704	Hotels & other lodging places .....	1	D	D	D	a	D	D
72	Personal services .....	5	447	120	24	16	5	—
73	Business services .....	8	3 687	2 250	554	381	4	1
75	Automotive repair, services, & parking .....	12	1 679	177	35	24	11	1
76	Miscellaneous repair services .....	5	510	133	28	17	5	2
78	Motion pictures .....	1	D	D	D	a	D	D
79	Amusement & recreation services .....	—	—	—	—	—	—	—
8072	Dental laboratories .....	—	—	—	—	—	—	—
81	Legal services .....	10	562	115	27	14	10	3
84	Museums, art galleries, & botanical & zoological gardens .....	—	—	—	—	—	—	—
87, ex. 872	Engineering & management services .....	4	651	205	50	17	3	—
<b>Aguadilla</b> .....		<b>124</b>	<b>30 260</b>	<b>7 760</b>	<b>1 683</b>	<b>827</b>	<b>93</b>	<b>25</b>
472	Arrangement of passenger transportation .....	6	D	D	D	a	D	D
70, ex. 702, 704	Hotels & other lodging places .....	6	4 136	1 060	265	141	2	—
72	Personal services .....	21	2 884	546	118	85	19	6
73	Business services .....	21	4 612	2 287	516	236	14	4
75	Automotive repair, services, & parking .....	15	4 410	615	140	65	11	1
76	Miscellaneous repair services .....	8	847	91	19	15	9	4
78	Motion pictures .....	2	D	D	D	b	D	D
79	Amusement & recreation services .....	8	D	D	D	c	D	D
8072	Dental laboratories .....	1	D	D	D	D	D	D
81	Legal services .....	31	5 697	1 127	264	87	30	7
84	Museums, art galleries, & botanical & zoological gardens .....	—	—	—	—	—	—	—
87, ex. 872	Engineering & management services .....	5	1 273	279	57	16	4	—
<b>Aguas Buenas</b> .....		<b>11</b>	<b>1 013</b>	<b>222</b>	<b>47</b>	<b>28</b>	<b>7</b>	<b>1</b>
472	Arrangement of passenger transportation .....	1	D	D	D	a	D	D
70, ex. 702, 704	Hotels & other lodging places .....	1	D	D	D	a	D	D
72	Personal services .....	2	D	D	D	a	D	D
73	Business services .....	1	D	D	D	a	D	D
75	Automotive repair, services, & parking .....	1	D	D	D	a	D	D
76	Miscellaneous repair services .....	1	D	D	D	a	D	D
78	Motion pictures .....	—	—	—	—	—	—	—
79	Amusement & recreation services .....	1	D	D	D	a	D	D
8072	Dental laboratories .....	—	—	—	—	—	—	—
81	Legal services .....	2	D	D	D	a	D	D
84	Museums, art galleries, & botanical & zoological gardens .....	—	—	—	—	—	—	—
87, ex. 872	Engineering & management services .....	1	D	D	D	a	D	D
<b>Aibonito</b> .....		<b>35</b>	<b>4 759</b>	<b>968</b>	<b>223</b>	<b>90</b>	<b>36</b>	<b>1</b>
472	Arrangement of passenger transportation .....	1	D	D	D	a	D	D
70, ex. 702, 704	Hotels & other lodging places .....	—	—	—	—	—	—	—
72	Personal services .....	7	501	116	26	19	8	—
73	Business services .....	4	689	167	42	14	3	—
75	Automotive repair, services, & parking .....	6	185	37	9	7	6	1
76	Miscellaneous repair services .....	1	D	D	D	a	D	D
78	Motion pictures .....	—	—	—	—	—	—	—
79	Amusement & recreation services .....	1	D	D	D	a	D	D
8072	Dental laboratories .....	—	—	—	—	—	—	—
81	Legal services .....	13	2 328	438	93	25	14	—
84	Museums, art galleries, & botanical & zoological gardens .....	—	—	—	—	—	—	—
87, ex. 872	Engineering & management services .....	2	D	D	D	a	D	D

**Table 6. Kind-of-Business Groups for Municipios: 1997—Con.**

[Detail may not add to total because of rounding. For meaning of abbreviations and symbols, see introductory text. For explanation of terms, see Appendix A]

SIC code	Kind of business	Establishments (number)	Receipts (\$1,000)	Annual payroll (\$1,000)	First-quarter payroll (\$1,000)	Paid employees for pay period including Mar. 12 (number)	Proprietors and partners (number)	Unpaid family workers (number)
	<b>Añasco</b> .....	<b>30</b>	<b>1 749</b>	<b>356</b>	<b>84</b>	<b>49</b>	<b>27</b>	<b>10</b>
472	Arrangement of passenger transportation .....	2	D	D	D	a	D	D
70, ex. 702, 704	Hotels & other lodging places .....	—	—	—	—	—	—	—
72	Personal services .....	5	254	44	10	7	5	2
73	Business services .....	7	351	57	12	9	7	2
75	Automotive repair, services, & parking .....	6	349	77	19	11	6	1
76	Miscellaneous repair services .....	2	D	D	D	a	D	D
78	Motion pictures .....	1	D	D	D	a	D	D
79	Amusement & recreation services .....	—	—	—	—	—	—	—
8072	Dental laboratories .....	1	D	D	D	a	D	D
81	Legal services .....	3	120	26	7	3	3	1
84	Museums, art galleries, & botanical & zoological gardens .....	—	—	—	—	—	—	—
87, ex. 872	Engineering & management services .....	3	141	42	8	5	2	1
	<b>Arecibo</b> .....	<b>178</b>	<b>62 113</b>	<b>22 701</b>	<b>5 103</b>	<b>2 039</b>	<b>137</b>	<b>33</b>
472	Arrangement of passenger transportation .....	5	3 889	151	26	14	3	—
70, ex. 702, 704	Hotels & other lodging places .....	3	D	D	D	b	D	D
72	Personal services .....	22	5 530	1 557	299	155	12	2
73	Business services .....	40	26 078	16 159	3 652	1 376	22	4
75	Automotive repair, services, & parking .....	34	6 795	982	260	122	31	14
76	Miscellaneous repair services .....	15	3 195	350	72	38	13	7
78	Motion pictures .....	3	2 305	363	59	57	2	—
79	Amusement & recreation services .....	2	D	D	D	b	D	D
8072	Dental laboratories .....	—	—	—	—	—	—	—
81	Legal services .....	40	9 432	1 944	443	133	42	5
84	Museums, art galleries, & botanical & zoological gardens .....	—	—	—	—	—	—	—
87, ex. 872	Engineering & management services .....	14	2 541	561	129	44	11	1
	<b>Arroyo</b> .....	<b>9</b>	<b>1 000</b>	<b>205</b>	<b>38</b>	<b>23</b>	<b>9</b>	<b>1</b>
472	Arrangement of passenger transportation .....	1	D	D	D	a	D	D
70, ex. 702, 704	Hotels & other lodging places .....	—	—	—	—	—	—	—
72	Personal services .....	2	D	D	D	a	D	D
73	Business services .....	2	D	D	D	a	D	D
75	Automotive repair, services, & parking .....	1	D	D	D	a	D	D
76	Miscellaneous repair services .....	1	D	D	D	a	D	D
78	Motion pictures .....	—	—	—	—	—	—	—
79	Amusement & recreation services .....	—	—	—	—	—	—	—
8072	Dental laboratories .....	1	D	D	D	a	D	D
81	Legal services .....	1	D	D	D	a	D	D
84	Museums, art galleries, & botanical & zoological gardens .....	—	—	—	—	—	—	—
87, ex. 872	Engineering & management services .....	—	—	—	—	—	—	—
	<b>Barceloneta</b> .....	<b>22</b>	<b>5 425</b>	<b>1 085</b>	<b>236</b>	<b>82</b>	<b>15</b>	<b>2</b>
472	Arrangement of passenger transportation .....	2	D	D	D	a	D	D
70, ex. 702, 704	Hotels & other lodging places .....	—	—	—	—	—	—	—
72	Personal services .....	2	D	D	D	a	D	D
73	Business services .....	5	1 209	168	45	13	2	—
75	Automotive repair, services, & parking .....	6	934	259	27	27	6	1
76	Miscellaneous repair services .....	1	D	D	D	a	D	D
78	Motion pictures .....	—	—	—	—	—	—	—
79	Amusement & recreation services .....	—	—	—	—	—	—	—
8072	Dental laboratories .....	—	—	—	—	—	—	—
81	Legal services .....	2	D	D	D	a	D	D
84	Museums, art galleries, & botanical & zoological gardens .....	—	—	—	—	—	—	—
87, ex. 872	Engineering & management services .....	4	2 879	577	147	33	2	1
	<b>Barranquitas</b> .....	<b>25</b>	<b>3 422</b>	<b>1 395</b>	<b>299</b>	<b>172</b>	<b>19</b>	<b>5</b>
472	Arrangement of passenger transportation .....	1	D	D	D	a	D	D
70, ex. 702, 704	Hotels & other lodging places .....	—	—	—	—	—	—	—
72	Personal services .....	4	452	91	21	16	4	2
73	Business services .....	4	665	873	175	116	2	—
75	Automotive repair, services, & parking .....	4	411	89	19	10	3	2
76	Miscellaneous repair services .....	1	D	D	D	a	D	D
78	Motion pictures .....	—	—	—	—	—	—	—
79	Amusement & recreation services .....	2	D	D	D	a	D	D
8072	Dental laboratories .....	1	D	D	D	a	D	D
81	Legal services .....	6	277	64	16	9	6	1
84	Museums, art galleries, & botanical & zoological gardens .....	—	—	—	—	—	—	—
87, ex. 872	Engineering & management services .....	2	D	D	D	a	D	D
	<b>Bayamón</b> .....	<b>620</b>	<b>409 448</b>	<b>97 539</b>	<b>21 732</b>	<b>7 290</b>	<b>384</b>	<b>71</b>
472	Arrangement of passenger transportation .....	21	D	D	D	b	D	D
70, ex. 702, 704	Hotels & other lodging places .....	2	D	D	D	a	D	D
72	Personal services .....	87	33 208	8 973	2 009	705	56	9
73	Business services .....	160	144 544	52 167	12 020	4 305	54	7
75	Automotive repair, services, & parking .....	138	40 940	8 673	1 772	699	97	22
76	Miscellaneous repair services .....	59	29 001	5 001	1 061	437	45	16
78	Motion pictures .....	7	9 165	1 430	330	183	—	—
79	Amusement & recreation services .....	21	8 726	1 733	394	178	7	6
8072	Dental laboratories .....	6	D	D	D	b	D	D
81	Legal services .....	76	62 335	11 602	2 437	366	75	6
84	Museums, art galleries, & botanical & zoological gardens .....	1	D	D	D	a	D	D
87, ex. 872	Engineering & management services .....	42	72 816	6 653	1 428	303	31	3

**Table 6. Kind-of-Business Groups for Municipios: 1997—Con.**

[Detail may not add to total because of rounding. For meaning of abbreviations and symbols, see introductory text. For explanation of terms, see Appendix A]

SIC code	Kind of business	Establishments (number)	Receipts (\$1,000)	Annual payroll (\$1,000)	First-quarter payroll (\$1,000)	Paid employees for pay period including Mar. 12 (number)	Proprietors and partners (number)	Unpaid family workers (number)
	<b>Cabo Rojo</b> .....	<b>73</b>	<b>10 964</b>	<b>2 848</b>	<b>693</b>	<b>355</b>	<b>62</b>	<b>18</b>
472	Arrangement of passenger transportation .....	5	1 602	206	43	18	4	—
70, ex. 702, 704	Hotels & other lodging places .....	16	4 069	1 273	335	185	9	4
72	Personal services .....	12	743	156	36	20	15	5
73	Business services .....	8	1 357	606	127	66	2	—
75	Automotive repair, services, & parking .....	9	500	114	27	15	8	2
76	Miscellaneous repair services .....	5	894	193	53	13	5	2
78	Motion pictures .....	2	D	D	D	a	D	D
79	Amusement & recreation services .....	6	967	157	36	20	5	1
8072	Dental laboratories .....	—	—	—	—	—	—	—
81	Legal services .....	6	378	65	19	9	8	2
84	Museums, art galleries, & botanical & zoological gardens .....	—	—	—	—	—	—	—
87, ex. 872	Engineering & management services .....	4	D	D	D	a	D	D
	<b>Caguas</b> .....	<b>398</b>	<b>188 966</b>	<b>57 900</b>	<b>13 339</b>	<b>4 983</b>	<b>240</b>	<b>32</b>
472	Arrangement of passenger transportation .....	15	2 801	791	62	26	5	1
70, ex. 702, 704	Hotels & other lodging places .....	6	D	D	D	b	D	D
72	Personal services .....	61	10 994	2 751	638	244	41	6
73	Business services .....	82	101 243	35 760	8 557	3 266	30	6
75	Automotive repair, services, & parking .....	78	17 256	3 981	940	324	46	5
76	Miscellaneous repair services .....	38	8 714	3 119	749	223	30	6
78	Motion pictures .....	4	D	D	D	b	D	D
79	Amusement & recreation services .....	17	6 474	909	202	157	9	—
8072	Dental laboratories .....	1	D	D	D	a	D	D
81	Legal services .....	63	10 420	1 969	409	142	62	5
84	Museums, art galleries, & botanical & zoological gardens .....	—	—	—	—	—	—	—
87, ex. 872	Engineering & management services .....	33	24 256	7 154	1 453	445	14	3
	<b>Camuy</b> .....	<b>33</b>	<b>3 031</b>	<b>710</b>	<b>143</b>	<b>62</b>	<b>33</b>	<b>9</b>
472	Arrangement of passenger transportation .....	—	—	—	—	—	—	—
70, ex. 702, 704	Hotels & other lodging places .....	—	—	—	—	—	—	—
72	Personal services .....	7	797	161	37	12	6	—
73	Business services .....	4	D	D	D	a	D	D
75	Automotive repair, services, & parking .....	8	467	64	13	9	9	5
76	Miscellaneous repair services .....	1	D	D	D	a	D	D
78	Motion pictures .....	—	—	—	—	—	—	—
79	Amusement & recreation services .....	1	D	D	D	a	D	D
8072	Dental laboratories .....	—	—	—	—	—	—	—
81	Legal services .....	7	655	148	35	14	7	2
84	Museums, art galleries, & botanical & zoological gardens .....	—	—	—	—	—	—	—
87, ex. 872	Engineering & management services .....	5	671	166	35	11	5	—
	<b>Canóvanas</b> .....	<b>43</b>	<b>56 557</b>	<b>8 501</b>	<b>1 895</b>	<b>562</b>	<b>34</b>	<b>2</b>
472	Arrangement of passenger transportation .....	2	D	D	D	a	D	D
70, ex. 702, 704	Hotels & other lodging places .....	—	—	—	—	—	—	—
72	Personal services .....	4	898	358	90	20	3	1
73	Business services .....	8	1 836	440	93	34	8	—
75	Automotive repair, services, & parking .....	4	523	143	35	16	3	—
76	Miscellaneous repair services .....	3	322	103	26	7	2	—
78	Motion pictures .....	—	—	—	—	—	—	—
79	Amusement & recreation services .....	18	52 721	7 404	1 639	479	13	1
8072	Dental laboratories .....	—	—	—	—	—	—	—
81	Legal services .....	3	D	D	D	a	D	D
84	Museums, art galleries, & botanical & zoological gardens .....	—	—	—	—	—	—	—
87, ex. 872	Engineering & management services .....	1	D	D	D	a	D	D
	<b>Carolina</b> .....	<b>368</b>	<b>319 780</b>	<b>79 680</b>	<b>19 553</b>	<b>6 042</b>	<b>185</b>	<b>28</b>
472	Arrangement of passenger transportation .....	24	7 543	1 103	279	106	6	1
70, ex. 702, 704	Hotels & other lodging places .....	23	123 817	32 895	8 600	2 357	9	—
72	Personal services .....	45	16 909	5 040	1 231	436	24	8
73	Business services .....	83	45 588	16 777	3 990	1 695	31	6
75	Automotive repair, services, & parking .....	72	84 999	12 636	2 943	719	38	7
76	Miscellaneous repair services .....	40	8 224	2 393	545	194	35	4
78	Motion pictures .....	9	D	D	D	c	D	D
79	Amusement & recreation services .....	19	D	D	D	b	D	D
8072	Dental laboratories .....	2	D	D	D	a	D	D
81	Legal services .....	19	3 847	613	121	39	20	—
84	Museums, art galleries, & botanical & zoological gardens .....	—	—	—	—	—	—	—
87, ex. 872	Engineering & management services .....	32	18 826	6 087	1 371	241	9	1
	<b>Cataño</b> .....	<b>37</b>	<b>26 336</b>	<b>6 504</b>	<b>1 676</b>	<b>407</b>	<b>21</b>	<b>4</b>
472	Arrangement of passenger transportation .....	2	D	D	D	a	D	D
70, ex. 702, 704	Hotels & other lodging places .....	—	—	—	—	—	—	—
72	Personal services .....	6	764	227	47	19	3	1
73	Business services .....	12	8 107	2 003	513	185	9	2
75	Automotive repair, services, & parking .....	4	4 144	1 011	319	43	2	—
76	Miscellaneous repair services .....	4	2 002	414	111	50	4	—
78	Motion pictures .....	—	—	—	—	—	—	—
79	Amusement & recreation services .....	1	D	D	D	b	D	D
8072	Dental laboratories .....	—	—	—	—	—	—	—
81	Legal services .....	2	D	D	D	a	D	D
84	Museums, art galleries, & botanical & zoological gardens .....	—	—	—	—	—	—	—
87, ex. 872	Engineering & management services .....	6	9 183	2 530	627	77	—	—



**Table 6. Kind-of-Business Groups for Municipios: 1997—Con.**

[Detail may not add to total because of rounding. For meaning of abbreviations and symbols, see introductory text. For explanation of terms, see Appendix A]

SIC code	Kind of business	Establishments (number)	Receipts (\$1,000)	Annual payroll (\$1,000)	First-quarter payroll (\$1,000)	Paid employees for pay period including Mar. 12 (number)	Proprietors and partners (number)	Unpaid family workers (number)
	<b>Cayey</b> .....	<b>60</b>	<b>16 867</b>	<b>2 956</b>	<b>652</b>	<b>301</b>	<b>39</b>	<b>5</b>
472	Arrangement of passenger transportation .....	3	262	94	24	10	1	1
70, ex. 702, 704	Hotels & other lodging places .....	—	—	—	—	—	—	—
72	Personal services .....	6	459	110	28	10	2	—
73	Business services .....	13	7 819	1 296	304	146	7	—
75	Automotive repair, services, & parking .....	15	2 966	538	114	65	12	2
76	Miscellaneous repair services .....	2	D	D	D	a	D	D
78	Motion pictures .....	1	D	D	D	a	D	D
79	Amusement & recreation services .....	4	D	D	D	b	D	D
8072	Dental laboratories .....	—	—	—	—	—	—	—
81	Legal services .....	14	2 075	379	71	28	13	2
84	Museums, art galleries, & botanical & zoological gardens .....	—	—	—	—	—	—	—
87, ex. 872	Engineering & management services .....	2	D	D	D	a	D	D
	<b>Ceiba</b> .....	<b>14</b>	<b>37 375</b>	<b>10 521</b>	<b>4 730</b>	<b>360</b>	<b>10</b>	<b>—</b>
472	Arrangement of passenger transportation .....	2	D	D	D	a	D	D
70, ex. 702, 704	Hotels & other lodging places .....	—	—	—	—	—	—	—
72	Personal services .....	1	D	D	D	a	D	D
73	Business services .....	2	D	D	D	a	D	D
75	Automotive repair, services, & parking .....	5	D	D	D	a	D	D
76	Miscellaneous repair services .....	—	—	—	—	—	—	—
78	Motion pictures .....	—	—	—	—	—	—	—
79	Amusement & recreation services .....	—	—	—	—	—	—	—
8072	Dental laboratories .....	—	—	—	—	—	—	—
81	Legal services .....	1	D	D	D	a	D	D
84	Museums, art galleries, & botanical & zoological gardens .....	—	—	—	—	—	—	—
87, ex. 872	Engineering & management services .....	3	34 400	10 071	4 614	335	3	—
	<b>Ciales</b> .....	<b>12</b>	<b>1 461</b>	<b>230</b>	<b>61</b>	<b>22</b>	<b>10</b>	<b>4</b>
472	Arrangement of passenger transportation .....	1	D	D	D	a	D	D
70, ex. 702, 704	Hotels & other lodging places .....	—	—	—	—	—	—	—
72	Personal services .....	3	480	42	10	6	2	2
73	Business services .....	1	D	D	D	a	D	D
75	Automotive repair, services, & parking .....	3	D	D	D	a	D	D
76	Miscellaneous repair services .....	1	D	D	D	a	D	D
78	Motion pictures .....	—	—	—	—	—	—	—
79	Amusement & recreation services .....	—	—	—	—	—	—	—
8072	Dental laboratories .....	—	—	—	—	—	—	—
81	Legal services .....	2	D	D	D	a	D	D
84	Museums, art galleries, & botanical & zoological gardens .....	—	—	—	—	—	—	—
87, ex. 872	Engineering & management services .....	1	D	D	D	a	D	D
	<b>Cidra</b> .....	<b>35</b>	<b>7 401</b>	<b>1 880</b>	<b>422</b>	<b>181</b>	<b>22</b>	<b>—</b>
472	Arrangement of passenger transportation .....	—	—	—	—	—	—	—
70, ex. 702, 704	Hotels & other lodging places .....	1	D	D	D	b	D	D
72	Personal services .....	3	D	D	D	b	D	D
73	Business services .....	11	1 076	243	52	27	3	—
75	Automotive repair, services, & parking .....	8	635	152	38	16	8	—
76	Miscellaneous repair services .....	2	D	D	D	a	D	D
78	Motion pictures .....	—	—	—	—	—	—	—
79	Amusement & recreation services .....	—	—	—	—	—	—	—
8072	Dental laboratories .....	—	—	—	—	—	—	—
81	Legal services .....	6	297	59	14	5	6	—
84	Museums, art galleries, & botanical & zoological gardens .....	—	—	—	—	—	—	—
87, ex. 872	Engineering & management services .....	4	1 554	398	93	23	3	—
	<b>Coamo</b> .....	<b>30</b>	<b>5 901</b>	<b>688</b>	<b>159</b>	<b>75</b>	<b>30</b>	<b>6</b>
472	Arrangement of passenger transportation .....	1	D	D	D	a	D	D
70, ex. 702, 704	Hotels & other lodging places .....	—	—	—	—	—	—	—
72	Personal services .....	6	771	108	32	17	9	—
73	Business services .....	5	706	130	28	13	2	2
75	Automotive repair, services, & parking .....	3	D	D	D	a	D	D
76	Miscellaneous repair services .....	1	D	D	D	a	D	D
78	Motion pictures .....	—	—	—	—	—	—	—
79	Amusement & recreation services .....	—	—	—	—	—	—	—
8072	Dental laboratories .....	1	D	D	D	a	D	D
81	Legal services .....	10	560	99	22	13	10	3
84	Museums, art galleries, & botanical & zoological gardens .....	—	—	—	—	—	—	—
87, ex. 872	Engineering & management services .....	3	3 262	281	61	18	3	1
	<b>Comerio</b> .....	<b>9</b>	<b>1 659</b>	<b>150</b>	<b>39</b>	<b>20</b>	<b>10</b>	<b>3</b>
472	Arrangement of passenger transportation .....	2	D	D	D	a	D	D
70, ex. 702, 704	Hotels & other lodging places .....	—	—	—	—	—	—	—
72	Personal services .....	1	D	D	D	a	D	D
73	Business services .....	1	D	D	D	a	D	D
75	Automotive repair, services, & parking .....	1	D	D	D	a	D	D
76	Miscellaneous repair services .....	1	D	D	D	a	D	D
78	Motion pictures .....	—	—	—	—	—	—	—
79	Amusement & recreation services .....	—	—	—	—	—	—	—
8072	Dental laboratories .....	—	—	—	—	—	—	—
81	Legal services .....	2	D	D	D	a	D	D
84	Museums, art galleries, & botanical & zoological gardens .....	—	—	—	—	—	—	—
87, ex. 872	Engineering & management services .....	1	D	D	D	a	D	D

**Table 6. Kind-of-Business Groups for Municipios: 1997—Con.**

[Detail may not add to total because of rounding. For meaning of abbreviations and symbols, see introductory text. For explanation of terms, see Appendix A]

SIC code	Kind of business	Establishments (number)	Receipts (\$1,000)	Annual payroll (\$1,000)	First-quarter payroll (\$1,000)	Paid employees for pay period including Mar. 12 (number)	Proprietors and partners (number)	Unpaid family workers (number)
	<b>Corozal</b> .....	<b>24</b>	<b>4 431</b>	<b>811</b>	<b>191</b>	<b>74</b>	<b>20</b>	<b>4</b>
472	Arrangement of passenger transportation .....	1	D	D	D	a	D	D
70, ex. 702, 704	Hotels & other lodging places .....	—	—	—	—	—	—	—
72	Personal services .....	—	—	—	—	—	—	—
73	Business services .....	9	819	179	44	30	8	1
75	Automotive repair, services, & parking .....	3	218	24	8	3	3	—
76	Miscellaneous repair services .....	3	D	D	D	a	D	D
78	Motion pictures .....	1	D	D	D	a	D	D
79	Amusement & recreation services .....	1	D	D	D	a	D	D
8072	Dental laboratories .....	—	—	—	—	—	—	—
81	Legal services .....	4	D	D	D	a	D	D
84	Museums, art galleries, & botanical & zoological gardens .....	—	—	—	—	—	—	—
87, ex. 872	Engineering & management services .....	2	D	D	D	a	D	D
	<b>Culebra</b> .....	<b>4</b>	<b>740</b>	<b>170</b>	<b>45</b>	<b>15</b>	<b>3</b>	<b>—</b>
472	Arrangement of passenger transportation .....	—	—	—	—	—	—	—
70, ex. 702, 704	Hotels & other lodging places .....	3	D	D	D	a	D	D
72	Personal services .....	—	—	—	—	—	—	—
73	Business services .....	—	—	—	—	—	—	—
75	Automotive repair, services, & parking .....	1	D	D	D	a	D	D
76	Miscellaneous repair services .....	—	—	—	—	—	—	—
78	Motion pictures .....	—	—	—	—	—	—	—
79	Amusement & recreation services .....	—	—	—	—	—	—	—
8072	Dental laboratories .....	—	—	—	—	—	—	—
81	Legal services .....	—	—	—	—	—	—	—
84	Museums, art galleries, & botanical & zoological gardens .....	—	—	—	—	—	—	—
87, ex. 872	Engineering & management services .....	—	—	—	—	—	—	—
	<b>Dorado</b> .....	<b>55</b>	<b>110 785</b>	<b>38 135</b>	<b>9 674</b>	<b>1 878</b>	<b>26</b>	<b>4</b>
472	Arrangement of passenger transportation .....	2	D	D	D	a	D	D
70, ex. 702, 704	Hotels & other lodging places .....	2	D	D	D	g	D	D
72	Personal services .....	9	D	D	D	b	D	D
73	Business services .....	16	4 654	921	251	116	7	1
75	Automotive repair, services, & parking .....	11	D	D	D	b	D	D
76	Miscellaneous repair services .....	2	D	D	D	a	D	D
78	Motion pictures .....	2	D	D	D	a	D	D
79	Amusement & recreation services .....	4	D	D	D	a	D	D
8072	Dental laboratories .....	—	—	—	—	—	—	—
81	Legal services .....	—	—	—	—	—	—	—
84	Museums, art galleries, & botanical & zoological gardens .....	—	—	—	—	—	—	—
87, ex. 872	Engineering & management services .....	7	12 763	4 233	1 084	111	2	—
	<b>Fajardo</b> .....	<b>85</b>	<b>130 798</b>	<b>25 624</b>	<b>7 438</b>	<b>1 808</b>	<b>56</b>	<b>16</b>
472	Arrangement of passenger transportation .....	7	5 689	467	118	56	3	1
70, ex. 702, 704	Hotels & other lodging places .....	2	D	D	D	g	D	D
72	Personal services .....	9	D	D	D	b	D	D
73	Business services .....	14	8 412	2 195	590	182	8	5
75	Automotive repair, services, & parking .....	20	4 780	594	140	53	12	2
76	Miscellaneous repair services .....	4	D	D	D	a	D	D
78	Motion pictures .....	3	D	D	D	b	D	D
79	Amusement & recreation services .....	7	D	D	D	b	D	D
8072	Dental laboratories .....	—	—	—	—	—	—	—
81	Legal services .....	15	4 015	541	128	36	13	1
84	Museums, art galleries, & botanical & zoological gardens .....	—	—	—	—	—	—	—
87, ex. 872	Engineering & management services .....	4	D	D	D	b	D	D
	<b>Florida</b> .....	<b>8</b>	<b>3 223</b>	<b>527</b>	<b>117</b>	<b>66</b>	<b>5</b>	<b>1</b>
472	Arrangement of passenger transportation .....	1	D	D	D	a	D	D
70, ex. 702, 704	Hotels & other lodging places .....	2	D	D	D	a	D	D
72	Personal services .....	1	D	D	D	a	D	D
73	Business services .....	—	—	—	—	—	—	—
75	Automotive repair, services, & parking .....	1	D	D	D	a	D	D
76	Miscellaneous repair services .....	—	—	—	—	—	—	—
78	Motion pictures .....	—	—	—	—	—	—	—
79	Amusement & recreation services .....	—	—	—	—	—	—	—
8072	Dental laboratories .....	1	D	D	D	b	D	D
81	Legal services .....	2	D	D	D	a	D	D
84	Museums, art galleries, & botanical & zoological gardens .....	—	—	—	—	—	—	—
87, ex. 872	Engineering & management services .....	—	—	—	—	—	—	—
	<b>Guánica</b> .....	<b>9</b>	<b>3 248</b>	<b>1 074</b>	<b>216</b>	<b>63</b>	<b>7</b>	<b>4</b>
472	Arrangement of passenger transportation .....	1	D	D	D	a	D	D
70, ex. 702, 704	Hotels & other lodging places .....	2	D	D	D	b	D	D
72	Personal services .....	1	D	D	D	a	D	D
73	Business services .....	2	D	D	D	a	D	D
75	Automotive repair, services, & parking .....	2	D	D	D	a	D	D
76	Miscellaneous repair services .....	—	—	—	—	—	—	—
78	Motion pictures .....	—	—	—	—	—	—	—
79	Amusement & recreation services .....	—	—	—	—	—	—	—
8072	Dental laboratories .....	—	—	—	—	—	—	—
81	Legal services .....	—	—	—	—	—	—	—
84	Museums, art galleries, & botanical & zoological gardens .....	—	—	—	—	—	—	—
87, ex. 872	Engineering & management services .....	1	D	D	D	a	D	D

**Table 6. Kind-of-Business Groups for Municipios: 1997—Con.**

[Detail may not add to total because of rounding. For meaning of abbreviations and symbols, see introductory text. For explanation of terms, see Appendix A]

SIC code	Kind of business	Establishments (number)	Receipts (\$1,000)	Annual payroll (\$1,000)	First-quarter payroll (\$1,000)	Paid employees for pay period including Mar. 12 (number)	Proprietors and partners (number)	Unpaid family workers (number)
	<b>Guayama</b> .....	<b>73</b>	<b>36 596</b>	<b>8 005</b>	<b>1 856</b>	<b>636</b>	<b>50</b>	<b>4</b>
472	Arrangement of passenger transportation .....	4	D	D	D	a	D	D
70, ex. 702, 704	Hotels & other lodging places .....	2	D	D	D	b	D	D
72	Personal services .....	14	1 969	445	114	46	8	—
73	Business services .....	11	2 621	738	189	84	8	2
75	Automotive repair, services, & parking .....	7	1 062	121	29	13	7	—
76	Miscellaneous repair services .....	3	D	D	D	a	D	D
78	Motion pictures .....	3	D	D	D	b	D	D
79	Amusement & recreation services .....	7	D	D	D	a	D	D
8072	Dental laboratories .....	1	D	D	D	a	D	D
81	Legal services .....	12	3 076	573	118	26	11	—
84	Museums, art galleries, & botanical & zoological gardens .....	—	—	—	—	—	—	—
87, ex. 872	Engineering & management services .....	9	D	D	D	e	D	D
	<b>Guayanilla</b> .....	<b>15</b>	<b>5 811</b>	<b>1 773</b>	<b>488</b>	<b>155</b>	<b>8</b>	<b>2</b>
472	Arrangement of passenger transportation .....	—	—	—	—	—	—	—
70, ex. 702, 704	Hotels & other lodging places .....	1	D	D	D	b	D	D
72	Personal services .....	2	D	D	D	a	D	D
73	Business services .....	2	D	D	D	a	D	D
75	Automotive repair, services, & parking .....	3	209	38	9	8	3	2
76	Miscellaneous repair services .....	3	D	D	D	b	D	D
78	Motion pictures .....	—	—	—	—	—	—	—
79	Amusement & recreation services .....	—	—	—	—	—	—	—
8072	Dental laboratories .....	—	—	—	—	—	—	—
81	Legal services .....	1	D	D	D	a	D	D
84	Museums, art galleries, & botanical & zoological gardens .....	—	—	—	—	—	—	—
87, ex. 872	Engineering & management services .....	3	1 997	913	285	62	—	—
	<b>Guaynabo</b> .....	<b>315</b>	<b>360 328</b>	<b>87 016</b>	<b>19 218</b>	<b>5 200</b>	<b>140</b>	<b>15</b>
472	Arrangement of passenger transportation .....	9	4 251	320	80	29	5	—
70, ex. 702, 704	Hotels & other lodging places .....	2	D	D	D	b	D	D
72	Personal services .....	42	10 163	3 197	698	274	22	6
73	Business services .....	102	139 587	47 699	10 393	3 026	25	3
75	Automotive repair, services, & parking .....	26	78 119	7 483	1 738	346	14	3
76	Miscellaneous repair services .....	22	24 221	2 707	656	212	11	—
78	Motion pictures .....	15	10 312	2 147	516	228	2	—
79	Amusement & recreation services .....	13	40 724	8 323	1 739	572	6	1
8072	Dental laboratories .....	2	D	D	D	a	D	D
81	Legal services .....	25	6 606	1 505	238	64	28	1
84	Museums, art galleries, & botanical & zoological gardens .....	—	—	—	—	—	—	—
87, ex. 872	Engineering & management services .....	57	45 562	13 388	3 097	408	26	1
	<b>Gurabo</b> .....	<b>29</b>	<b>5 294</b>	<b>1 080</b>	<b>357</b>	<b>112</b>	<b>16</b>	<b>4</b>
472	Arrangement of passenger transportation .....	1	D	D	D	a	D	D
70, ex. 702, 704	Hotels & other lodging places .....	1	D	D	D	a	D	D
72	Personal services .....	2	D	D	D	a	D	D
73	Business services .....	10	3 343	688	256	66	2	1
75	Automotive repair, services, & parking .....	7	638	141	33	16	7	2
76	Miscellaneous repair services .....	3	300	56	15	7	3	1
78	Motion pictures .....	—	—	—	—	—	—	—
79	Amusement & recreation services .....	2	D	D	D	a	D	D
8072	Dental laboratories .....	—	—	—	—	—	—	—
81	Legal services .....	2	D	D	D	a	D	D
84	Museums, art galleries, & botanical & zoological gardens .....	—	—	—	—	—	—	—
87, ex. 872	Engineering & management services .....	1	D	D	D	a	D	D
	<b>Hatillo</b> .....	<b>48</b>	<b>13 803</b>	<b>4 434</b>	<b>956</b>	<b>373</b>	<b>31</b>	<b>6</b>
472	Arrangement of passenger transportation .....	1	D	D	D	a	D	D
70, ex. 702, 704	Hotels & other lodging places .....	1	D	D	D	a	D	D
72	Personal services .....	9	1 759	409	91	48	3	—
73	Business services .....	8	5 192	2 597	543	189	5	1
75	Automotive repair, services, & parking .....	10	991	184	20	11	8	2
76	Miscellaneous repair services .....	8	2 632	644	146	50	5	1
78	Motion pictures .....	1	D	D	D	a	D	D
79	Amusement & recreation services .....	4	1 835	294	72	45	2	—
8072	Dental laboratories .....	—	—	—	—	—	—	—
81	Legal services .....	3	168	30	7	3	3	—
84	Museums, art galleries, & botanical & zoological gardens .....	—	—	—	—	—	—	—
87, ex. 872	Engineering & management services .....	3	279	82	23	6	2	—
	<b>Hormigueros</b> .....	<b>20</b>	<b>5 342</b>	<b>959</b>	<b>206</b>	<b>100</b>	<b>15</b>	<b>5</b>
472	Arrangement of passenger transportation .....	1	D	D	D	a	D	D
70, ex. 702, 704	Hotels & other lodging places .....	2	D	D	D	b	D	D
72	Personal services .....	6	214	54	11	8	5	3
73	Business services .....	1	D	D	D	a	D	D
75	Automotive repair, services, & parking .....	3	968	152	19	16	2	1
76	Miscellaneous repair services .....	—	—	—	—	—	—	—
78	Motion pictures .....	2	D	D	D	b	D	D
79	Amusement & recreation services .....	—	—	—	—	—	—	—
8072	Dental laboratories .....	—	—	—	—	—	—	—
81	Legal services .....	3	D	D	D	a	D	D
84	Museums, art galleries, & botanical & zoological gardens .....	—	—	—	—	—	—	—
87, ex. 872	Engineering & management services .....	2	D	D	D	a	D	D

**Table 6. Kind-of-Business Groups for Municipios: 1997—Con.**

[Detail may not add to total because of rounding. For meaning of abbreviations and symbols, see introductory text. For explanation of terms, see Appendix A]

SIC code	Kind of business	Establishments (number)	Receipts (\$1,000)	Annual payroll (\$1,000)	First-quarter payroll (\$1,000)	Paid employees for pay period including Mar. 12 (number)	Proprietors and partners (number)	Unpaid family workers (number)
	<b>Humacao</b> .....	<b>140</b>	<b>299 290</b>	<b>42 432</b>	<b>9 676</b>	<b>2 698</b>	<b>77</b>	<b>15</b>
472	Arrangement of passenger transportation .....	9	D	D	D	a	D	D
70, ex. 702, 704	Hotels & other lodging places .....	1	D	D	D	f	D	D
72	Personal services .....	17	D	D	D	b	D	D
73	Business services .....	27	238 976	25 543	5 562	1 657	8	1
75	Automotive repair, services, & parking .....	25	4 911	817	174	80	17	3
76	Miscellaneous repair services .....	9	3 962	1 041	244	58	7	3
78	Motion pictures .....	4	2 044	350	90	53	—	—
79	Amusement & recreation services .....	11	4 508	591	127	80	6	—
8072	Dental laboratories .....	1	D	D	D	a	D	D
81	Legal services .....	27	3 732	769	195	68	27	3
84	Museums, art galleries, & botanical & zoological gardens .....	—	—	—	—	—	—	—
87, ex. 872	Engineering & management services .....	9	3 848	1 020	234	60	2	1
	<b>Isabela</b> .....	<b>63</b>	<b>8 881</b>	<b>1 994</b>	<b>428</b>	<b>264</b>	<b>46</b>	<b>11</b>
472	Arrangement of passenger transportation .....	4	D	D	D	a	D	D
70, ex. 702, 704	Hotels & other lodging places .....	4	D	D	D	b	D	D
72	Personal services .....	11	797	194	51	22	8	1
73	Business services .....	8	1 601	564	119	67	3	2
75	Automotive repair, services, & parking .....	14	1 109	231	55	25	13	4
76	Miscellaneous repair services .....	3	D	D	D	b	D	D
78	Motion pictures .....	4	1 421	259	38	32	2	1
79	Amusement & recreation services .....	2	D	D	D	a	D	D
8072	Dental laboratories .....	—	—	—	—	—	—	—
81	Legal services .....	10	609	104	26	14	10	—
84	Museums, art galleries, & botanical & zoological gardens .....	—	—	—	—	—	—	—
87, ex. 872	Engineering & management services .....	3	D	D	D	a	D	D
	<b>Jayuya</b> .....	<b>9</b>	<b>1 991</b>	<b>637</b>	<b>155</b>	<b>33</b>	<b>10</b>	<b>3</b>
472	Arrangement of passenger transportation .....	2	D	D	D	a	D	D
70, ex. 702, 704	Hotels & other lodging places .....	—	—	—	—	—	—	—
72	Personal services .....	—	—	—	—	—	—	—
73	Business services .....	—	—	—	—	—	—	—
75	Automotive repair, services, & parking .....	2	D	D	D	a	D	D
76	Miscellaneous repair services .....	1	D	D	D	a	D	D
78	Motion pictures .....	—	—	—	—	—	—	—
79	Amusement & recreation services .....	—	—	—	—	—	—	—
8072	Dental laboratories .....	—	—	—	—	—	—	—
81	Legal services .....	3	D	D	D	a	D	D
84	Museums, art galleries, & botanical & zoological gardens .....	1	D	D	D	a	D	D
87, ex. 872	Engineering & management services .....	—	—	—	—	—	—	—
	<b>Juana Díaz</b> .....	<b>36</b>	<b>11 214</b>	<b>2 304</b>	<b>623</b>	<b>226</b>	<b>27</b>	<b>5</b>
472	Arrangement of passenger transportation .....	4	369	64	14	8	3	—
70, ex. 702, 704	Hotels & other lodging places .....	2	D	D	D	b	D	D
72	Personal services .....	5	854	179	37	28	4	1
73	Business services .....	5	4 879	635	169	44	2	1
75	Automotive repair, services, & parking .....	8	760	146	35	15	8	3
76	Miscellaneous repair services .....	2	D	D	D	a	D	D
78	Motion pictures .....	1	D	D	D	a	D	D
79	Amusement & recreation services .....	1	D	D	D	a	D	D
8072	Dental laboratories .....	1	D	D	D	a	D	D
81	Legal services .....	4	333	71	17	7	4	—
84	Museums, art galleries, & botanical & zoological gardens .....	—	—	—	—	—	—	—
87, ex. 872	Engineering & management services .....	3	1 350	574	188	74	1	—
	<b>Juncos</b> .....	<b>36</b>	<b>4 376</b>	<b>752</b>	<b>147</b>	<b>88</b>	<b>39</b>	<b>1</b>
472	Arrangement of passenger transportation .....	3	D	D	D	a	D	D
70, ex. 702, 704	Hotels & other lodging places .....	1	D	D	D	a	D	D
72	Personal services .....	4	1 134	216	30	24	7	—
73	Business services .....	3	576	68	17	10	2	—
75	Automotive repair, services, & parking .....	11	1 403	261	52	26	10	1
76	Miscellaneous repair services .....	4	466	69	15	10	7	—
78	Motion pictures .....	1	D	D	D	a	D	D
79	Amusement & recreation services .....	—	—	—	—	—	—	—
8072	Dental laboratories .....	—	—	—	—	—	—	—
81	Legal services .....	8	362	65	16	8	10	—
84	Museums, art galleries, & botanical & zoological gardens .....	—	—	—	—	—	—	—
87, ex. 872	Engineering & management services .....	1	D	D	D	a	D	D
	<b>Lajas</b> .....	<b>24</b>	<b>6 048</b>	<b>1 550</b>	<b>334</b>	<b>157</b>	<b>17</b>	<b>1</b>
472	Arrangement of passenger transportation .....	—	—	—	—	—	—	—
70, ex. 702, 704	Hotels & other lodging places .....	5	2 580	873	177	94	1	—
72	Personal services .....	3	382	54	14	10	3	—
73	Business services .....	3	2 043	426	100	32	2	—
75	Automotive repair, services, & parking .....	4	392	102	25	10	3	—
76	Miscellaneous repair services .....	1	D	D	D	a	D	D
78	Motion pictures .....	—	—	—	—	—	—	—
79	Amusement & recreation services .....	2	D	D	D	a	D	D
8072	Dental laboratories .....	—	—	—	—	—	—	—
81	Legal services .....	6	400	49	9	6	6	—
84	Museums, art galleries, & botanical & zoological gardens .....	—	—	—	—	—	—	—
87, ex. 872	Engineering & management services .....	—	—	—	—	—	—	—

**Table 6. Kind-of-Business Groups for Municipios: 1997—Con.**

[Detail may not add to total because of rounding. For meaning of abbreviations and symbols, see introductory text. For explanation of terms, see Appendix A]

SIC code	Kind of business	Establishments (number)	Receipts (\$1,000)	Annual payroll (\$1,000)	First-quarter payroll (\$1,000)	Paid employees for pay period including Mar. 12 (number)	Proprietors and partners (number)	Unpaid family workers (number)
	<b>Lares</b> .....	<b>21</b>	<b>3 247</b>	<b>307</b>	<b>78</b>	<b>35</b>	<b>18</b>	<b>4</b>
472	Arrangement of passenger transportation .....	2	D	D	D	a	D	D
70, ex. 702, 704	Hotels & other lodging places .....	—	—	—	—	—	—	—
72	Personal services .....	3	503	40	10	6	3	2
73	Business services .....	3	D	D	D	a	D	D
75	Automotive repair, services, & parking .....	3	530	47	12	6	3	—
76	Miscellaneous repair services .....	—	—	—	—	—	—	—
78	Motion pictures .....	2	D	D	D	a	D	D
79	Amusement & recreation services .....	—	—	—	—	—	—	—
8072	Dental laboratories .....	1	D	D	D	a	D	D
81	Legal services .....	6	366	94	24	10	7	1
84	Museums, art galleries, & botanical & zoological gardens .....	—	—	—	—	—	—	—
87, ex. 872	Engineering & management services .....	1	D	D	D	a	D	D
	<b>Las Marias</b> .....	<b>5</b>	<b>181</b>	<b>26</b>	<b>8</b>	<b>6</b>	<b>3</b>	<b>1</b>
472	Arrangement of passenger transportation .....	1	D	D	D	a	D	D
70, ex. 702, 704	Hotels & other lodging places .....	—	—	—	—	—	—	—
72	Personal services .....	—	—	—	—	—	—	—
73	Business services .....	—	—	—	—	—	—	—
75	Automotive repair, services, & parking .....	2	D	D	D	a	D	D
76	Miscellaneous repair services .....	—	—	—	—	—	—	—
78	Motion pictures .....	—	—	—	—	—	—	—
79	Amusement & recreation services .....	—	—	—	—	—	—	—
8072	Dental laboratories .....	—	—	—	—	—	—	—
81	Legal services .....	2	D	D	D	a	D	D
84	Museums, art galleries, & botanical & zoological gardens .....	—	—	—	—	—	—	—
87, ex. 872	Engineering & management services .....	—	—	—	—	—	—	—
	<b>Las Piedras</b> .....	<b>42</b>	<b>28 726</b>	<b>12 003</b>	<b>2 565</b>	<b>918</b>	<b>24</b>	<b>5</b>
472	Arrangement of passenger transportation .....	4	450	61	13	8	2	2
70, ex. 702, 704	Hotels & other lodging places .....	4	D	D	D	a	D	D
72	Personal services .....	7	906	204	50	22	6	1
73	Business services .....	9	25 686	11 433	2 428	853	—	—
75	Automotive repair, services, & parking .....	7	395	85	20	10	6	1
76	Miscellaneous repair services .....	3	236	32	10	4	2	—
78	Motion pictures .....	—	—	—	—	—	—	—
79	Amusement & recreation services .....	1	D	D	D	a	D	D
8072	Dental laboratories .....	—	—	—	—	—	—	—
81	Legal services .....	7	420	82	18	7	6	1
84	Museums, art galleries, & botanical & zoological gardens .....	—	—	—	—	—	—	—
87, ex. 872	Engineering & management services .....	—	—	—	—	—	—	—
	<b>Loíza</b> .....	<b>5</b>	<b>777</b>	<b>159</b>	<b>39</b>	<b>16</b>	<b>4</b>	<b>2</b>
472	Arrangement of passenger transportation .....	1	D	D	D	a	D	D
70, ex. 702, 704	Hotels & other lodging places .....	—	—	—	—	—	—	—
72	Personal services .....	1	D	D	D	a	D	D
73	Business services .....	—	—	—	—	—	—	—
75	Automotive repair, services, & parking .....	2	D	D	D	a	D	D
76	Miscellaneous repair services .....	—	—	—	—	—	—	—
78	Motion pictures .....	—	—	—	—	—	—	—
79	Amusement & recreation services .....	1	D	D	D	a	D	D
8072	Dental laboratories .....	—	—	—	—	—	—	—
81	Legal services .....	—	—	—	—	—	—	—
84	Museums, art galleries, & botanical & zoological gardens .....	—	—	—	—	—	—	—
87, ex. 872	Engineering & management services .....	—	—	—	—	—	—	—
	<b>Luquillo</b> .....	<b>31</b>	<b>10 519</b>	<b>3 135</b>	<b>763</b>	<b>283</b>	<b>16</b>	<b>2</b>
472	Arrangement of passenger transportation .....	2	D	D	D	a	D	D
70, ex. 702, 704	Hotels & other lodging places .....	1	D	D	D	a	D	D
72	Personal services .....	4	501	125	31	18	2	—
73	Business services .....	8	4 442	1 004	315	95	3	—
75	Automotive repair, services, & parking .....	5	695	100	23	11	4	1
76	Miscellaneous repair services .....	1	D	D	D	a	D	D
78	Motion pictures .....	—	—	—	—	—	—	—
79	Amusement & recreation services .....	4	3 885	1 717	348	137	1	—
8072	Dental laboratories .....	—	—	—	—	—	—	—
81	Legal services .....	4	D	D	D	a	D	D
84	Museums, art galleries, & botanical & zoological gardens .....	—	—	—	—	—	—	—
87, ex. 872	Engineering & management services .....	2	D	D	D	a	D	D
	<b>Manatí</b> .....	<b>90</b>	<b>80 072</b>	<b>31 902</b>	<b>6 439</b>	<b>2 138</b>	<b>63</b>	<b>15</b>
472	Arrangement of passenger transportation .....	6	3 203	178	39	14	4	1
70, ex. 702, 704	Hotels & other lodging places .....	1	D	D	D	a	D	D
72	Personal services .....	12	2 771	614	177	87	9	2
73	Business services .....	23	59 137	27 757	5 458	1 817	10	4
75	Automotive repair, services, & parking .....	16	3 206	884	204	75	14	4
76	Miscellaneous repair services .....	4	310	48	13	6	5	1
78	Motion pictures .....	2	D	D	D	a	D	D
79	Amusement & recreation services .....	2	D	D	D	a	D	D
8072	Dental laboratories .....	1	D	D	D	a	D	D
81	Legal services .....	18	2 807	501	119	33	15	2
84	Museums, art galleries, & botanical & zoological gardens .....	—	—	—	—	—	—	—
87, ex. 872	Engineering & management services .....	5	7 130	1 685	398	94	—	—

**Table 6. Kind-of-Business Groups for Municipios: 1997—Con.**

[Detail may not add to total because of rounding. For meaning of abbreviations and symbols, see introductory text. For explanation of terms, see Appendix A]

SIC code	Kind of business	Establishments (number)	Receipts (\$1,000)	Annual payroll (\$1,000)	First-quarter payroll (\$1,000)	Paid employees for pay period including Mar. 12 (number)	Proprietors and partners (number)	Unpaid family workers (number)
	<b>Maricao</b> .....	<b>6</b>	<b>1 090</b>	<b>284</b>	<b>63</b>	<b>31</b>	<b>4</b>	<b>-</b>
472	Arrangement of passenger transportation .....	-	-	-	-	-	-	-
70, ex. 702, 704	Hotels & other lodging places .....	1	D	D	D	b	D	D
72	Personal services .....	-	-	-	-	-	-	-
73	Business services .....	2	D	D	D	a	D	D
75	Automotive repair, services, & parking .....	1	D	D	D	a	D	D
76	Miscellaneous repair services .....	1	D	D	D	a	D	D
78	Motion pictures .....	-	-	-	-	-	-	-
79	Amusement & recreation services .....	-	-	-	-	-	-	-
8072	Dental laboratories .....	-	-	-	-	-	-	-
81	Legal services .....	-	-	-	-	-	-	-
84	Museums, art galleries, & botanical & zoological gardens .....	-	-	-	-	-	-	-
87, ex. 872	Engineering & management services .....	1	D	D	D	a	D	D
	<b>Maunabo</b> .....	<b>6</b>	<b>587</b>	<b>164</b>	<b>26</b>	<b>13</b>	<b>5</b>	<b>-</b>
472	Arrangement of passenger transportation .....	-	-	-	-	-	-	-
70, ex. 702, 704	Hotels & other lodging places .....	-	-	-	-	-	-	-
72	Personal services .....	1	D	D	D	a	D	D
73	Business services .....	2	D	D	D	a	D	D
75	Automotive repair, services, & parking .....	2	D	D	D	a	D	D
76	Miscellaneous repair services .....	-	-	-	-	-	-	-
78	Motion pictures .....	-	-	-	-	-	-	-
79	Amusement & recreation services .....	-	-	-	-	-	-	-
8072	Dental laboratories .....	-	-	-	-	-	-	-
81	Legal services .....	1	D	D	D	a	D	D
84	Museums, art galleries, & botanical & zoological gardens .....	-	-	-	-	-	-	-
87, ex. 872	Engineering & management services .....	-	-	-	-	-	-	-
	<b>Mayagüez</b> .....	<b>293</b>	<b>123 114</b>	<b>41 481</b>	<b>9 136</b>	<b>3 444</b>	<b>196</b>	<b>26</b>
472	Arrangement of passenger transportation .....	10	2 556	347	89	26	4	-
70, ex. 702, 704	Hotels & other lodging places .....	8	21 685	6 572	1 810	506	3	-
72	Personal services .....	45	7 889	1 838	380	197	31	7
73	Business services .....	65	53 312	24 612	4 991	2 011	21	6
75	Automotive repair, services, & parking .....	48	10 928	1 862	433	177	32	3
76	Miscellaneous repair services .....	19	8 340	2 206	539	201	12	4
78	Motion pictures .....	1	D	D	D	a	D	D
79	Amusement & recreation services .....	8	D	D	D	b	D	D
8072	Dental laboratories .....	3	D	D	D	a	D	D
81	Legal services .....	60	9 284	1 841	428	141	70	5
84	Museums, art galleries, & botanical & zoological gardens .....	-	-	-	-	-	-	-
87, ex. 872	Engineering & management services .....	26	6 298	1 551	338	116	19	-
	<b>Moca</b> .....	<b>35</b>	<b>4 640</b>	<b>774</b>	<b>192</b>	<b>84</b>	<b>34</b>	<b>11</b>
472	Arrangement of passenger transportation .....	1	D	D	D	a	D	D
70, ex. 702, 704	Hotels & other lodging places .....	1	D	D	D	a	D	D
72	Personal services .....	3	378	79	21	11	3	-
73	Business services .....	8	2 299	305	75	34	9	5
75	Automotive repair, services, & parking .....	8	487	77	16	8	7	3
76	Miscellaneous repair services .....	4	446	178	43	12	3	1
78	Motion pictures .....	-	-	-	-	-	-	-
79	Amusement & recreation services .....	-	-	-	-	-	-	-
8072	Dental laboratories .....	1	D	D	D	a	D	D
81	Legal services .....	8	656	77	24	10	8	1
84	Museums, art galleries, & botanical & zoological gardens .....	-	-	-	-	-	-	-
87, ex. 872	Engineering & management services .....	1	D	D	D	a	D	D
	<b>Morovis</b> .....	<b>11</b>	<b>1 423</b>	<b>276</b>	<b>36</b>	<b>21</b>	<b>8</b>	<b>-</b>
472	Arrangement of passenger transportation .....	1	D	D	D	a	D	D
70, ex. 702, 704	Hotels & other lodging places .....	-	-	-	-	-	-	-
72	Personal services .....	1	D	D	D	a	D	D
73	Business services .....	3	605	90	19	10	3	-
75	Automotive repair, services, & parking .....	1	D	D	D	a	D	D
76	Miscellaneous repair services .....	2	D	D	D	a	D	D
78	Motion pictures .....	1	D	D	D	a	D	D
79	Amusement & recreation services .....	-	-	-	-	-	-	-
8072	Dental laboratories .....	-	-	-	-	-	-	-
81	Legal services .....	2	D	D	D	a	D	D
84	Museums, art galleries, & botanical & zoological gardens .....	-	-	-	-	-	-	-
87, ex. 872	Engineering & management services .....	-	-	-	-	-	-	-
	<b>Naguabo</b> .....	<b>11</b>	<b>2 570</b>	<b>475</b>	<b>90</b>	<b>39</b>	<b>8</b>	<b>1</b>
472	Arrangement of passenger transportation .....	-	-	-	-	-	-	-
70, ex. 702, 704	Hotels & other lodging places .....	1	D	D	D	a	D	D
72	Personal services .....	4	1 108	87	19	7	2	-
73	Business services .....	1	D	D	D	a	D	D
75	Automotive repair, services, & parking .....	2	D	D	D	a	D	D
76	Miscellaneous repair services .....	1	D	D	D	a	D	D
78	Motion pictures .....	1	D	D	D	a	D	D
79	Amusement & recreation services .....	-	-	-	-	-	-	-
8072	Dental laboratories .....	-	-	-	-	-	-	-
81	Legal services .....	-	-	-	-	-	-	-
84	Museums, art galleries, & botanical & zoological gardens .....	-	-	-	-	-	-	-
87, ex. 872	Engineering & management services .....	1	D	D	D	a	D	D

**Table 6. Kind-of-Business Groups for Municipios: 1997—Con.**

[Detail may not add to total because of rounding. For meaning of abbreviations and symbols, see introductory text. For explanation of terms, see Appendix A]

SIC code	Kind of business	Establishments (number)	Receipts (\$1,000)	Annual payroll (\$1,000)	First-quarter payroll (\$1,000)	Paid employees for pay period including Mar. 12 (number)	Proprietors and partners (number)	Unpaid family workers (number)
	<b>Naranjito</b> .....	<b>29</b>	<b>5 033</b>	<b>845</b>	<b>179</b>	<b>92</b>	<b>23</b>	<b>3</b>
472	Arrangement of passenger transportation .....	—	—	—	—	—	—	—
70, ex. 702, 704	Hotels & other lodging places .....	—	—	—	—	—	—	—
72	Personal services .....	4	221	63	12	12	4	—
73	Business services .....	7	1 367	322	61	37	6	1
75	Automotive repair, services, & parking .....	6	330	73	20	10	6	—
76	Miscellaneous repair services .....	5	2 670	307	68	22	4	1
78	Motion pictures .....	3	D	D	D	a	D	D
79	Amusement & recreation services .....	1	D	D	D	a	D	D
8072	Dental laboratories .....	1	D	D	D	a	D	D
81	Legal services .....	1	D	D	D	a	D	D
84	Museums, art galleries, & botanical & zoological gardens .....	—	—	—	—	—	—	—
87, ex. 872	Engineering & management services .....	1	D	D	D	a	D	D
	<b>Orocovis</b> .....	<b>19</b>	<b>1 876</b>	<b>359</b>	<b>73</b>	<b>40</b>	<b>18</b>	<b>4</b>
472	Arrangement of passenger transportation .....	—	—	—	—	—	—	—
70, ex. 702, 704	Hotels & other lodging places .....	—	—	—	—	—	—	—
72	Personal services .....	5	252	79	14	8	5	1
73	Business services .....	3	D	D	D	a	D	D
75	Automotive repair, services, & parking .....	6	592	82	22	11	6	3
76	Miscellaneous repair services .....	1	D	D	D	a	D	D
78	Motion pictures .....	—	—	—	—	—	—	—
79	Amusement & recreation services .....	—	—	—	—	—	—	—
8072	Dental laboratories .....	—	—	—	—	—	—	—
81	Legal services .....	2	D	D	D	a	D	D
84	Museums, art galleries, & botanical & zoological gardens .....	—	—	—	—	—	—	—
87, ex. 872	Engineering & management services .....	2	D	D	D	a	D	D
	<b>Patillas</b> .....	<b>22</b>	<b>1 580</b>	<b>364</b>	<b>83</b>	<b>55</b>	<b>15</b>	<b>5</b>
472	Arrangement of passenger transportation .....	1	D	D	D	a	D	D
70, ex. 702, 704	Hotels & other lodging places .....	4	572	194	48	24	—	—
72	Personal services .....	7	497	67	16	12	6	2
73	Business services .....	3	224	48	7	8	2	2
75	Automotive repair, services, & parking .....	5	D	D	D	a	D	D
76	Miscellaneous repair services .....	—	—	—	—	—	—	—
78	Motion pictures .....	—	—	—	—	—	—	—
79	Amusement & recreation services .....	2	D	D	D	a	D	D
8072	Dental laboratories .....	—	—	—	—	—	—	—
81	Legal services .....	—	—	—	—	—	—	—
84	Museums, art galleries, & botanical & zoological gardens .....	—	—	—	—	—	—	—
87, ex. 872	Engineering & management services .....	—	—	—	—	—	—	—
	<b>Peñuelas</b> .....	<b>22</b>	<b>20 218</b>	<b>5 230</b>	<b>1 638</b>	<b>351</b>	<b>11</b>	<b>—</b>
472	Arrangement of passenger transportation .....	—	—	—	—	—	—	—
70, ex. 702, 704	Hotels & other lodging places .....	—	—	—	—	—	—	—
72	Personal services .....	6	367	50	8	6	4	—
73	Business services .....	8	12 793	3 559	1 130	211	3	—
75	Automotive repair, services, & parking .....	—	—	—	—	—	—	—
76	Miscellaneous repair services .....	2	D	D	D	c	D	D
78	Motion pictures .....	—	—	—	—	—	—	—
79	Amusement & recreation services .....	1	D	D	D	a	D	D
8072	Dental laboratories .....	—	—	—	—	—	—	—
81	Legal services .....	3	105	21	5	3	3	—
84	Museums, art galleries, & botanical & zoological gardens .....	—	—	—	—	—	—	—
87, ex. 872	Engineering & management services .....	2	D	D	D	a	D	D
	<b>Ponce</b> .....	<b>385</b>	<b>199 341</b>	<b>67 844</b>	<b>17 177</b>	<b>5 500</b>	<b>244</b>	<b>48</b>
472	Arrangement of passenger transportation .....	11	4 303	581	141	51	3	1
70, ex. 702, 704	Hotels & other lodging places .....	11	32 130	11 445	2 860	552	5	2
72	Personal services .....	50	9 619	2 637	622	331	35	9
73	Business services .....	92	52 874	24 888	5 969	2 416	33	9
75	Automotive repair, services, & parking .....	65	16 981	3 238	765	297	42	7
76	Miscellaneous repair services .....	35	16 849	4 085	1 126	249	24	6
78	Motion pictures .....	9	6 112	876	206	131	2	—
79	Amusement & recreation services .....	9	D	D	D	c	D	D
8072	Dental laboratories .....	—	—	—	—	—	—	—
81	Legal services .....	65	17 819	4 442	1 074	256	76	7
84	Museums, art galleries, & botanical & zoological gardens .....	1	D	D	D	b	D	D
87, ex. 872	Engineering & management services .....	37	37 345	14 462	4 128	1 066	20	3
	<b>Quebradillas</b> .....	<b>25</b>	<b>5 235</b>	<b>1 302</b>	<b>320</b>	<b>134</b>	<b>24</b>	<b>7</b>
472	Arrangement of passenger transportation .....	1	D	D	D	a	D	D
70, ex. 702, 704	Hotels & other lodging places .....	3	3 063	860	213	77	—	—
72	Personal services .....	5	534	54	13	9	6	5
73	Business services .....	3	614	125	26	12	2	—
75	Automotive repair, services, & parking .....	5	352	148	37	20	6	1
76	Miscellaneous repair services .....	—	—	—	—	—	—	—
78	Motion pictures .....	2	D	D	D	a	D	D
79	Amusement & recreation services .....	—	—	—	—	—	—	—
8072	Dental laboratories .....	—	—	—	—	—	—	—
81	Legal services .....	5	339	60	16	7	6	—
84	Museums, art galleries, & botanical & zoological gardens .....	—	—	—	—	—	—	—
87, ex. 872	Engineering & management services .....	1	D	D	D	a	D	D

**Table 6. Kind-of-Business Groups for Municipios: 1997—Con.**

[Detail may not add to total because of rounding. For meaning of abbreviations and symbols, see introductory text. For explanation of terms, see Appendix A]

SIC code	Kind of business	Establishments (number)	Receipts (\$1,000)	Annual payroll (\$1,000)	First-quarter payroll (\$1,000)	Paid employees for pay period including Mar. 12 (number)	Proprietors and partners (number)	Unpaid family workers (number)
	<b>Rincón</b> .....	<b>11</b>	<b>4 561</b>	<b>1 660</b>	<b>405</b>	<b>134</b>	<b>9</b>	<b>1</b>
472	Arrangement of passenger transportation .....	—	—	—	—	—	—	—
70, ex. 702, 704	Hotels & other lodging places .....	4	3 781	1 499	383	116	2	—
72	Personal services .....	—	—	—	—	—	—	—
73	Business services .....	1	D	D	D	a	D	D
75	Automotive repair, services, & parking .....	—	—	—	—	—	—	—
76	Miscellaneous repair services .....	2	D	D	D	a	D	D
78	Motion pictures .....	—	—	—	—	—	—	—
79	Amusement & recreation services .....	—	—	—	—	—	—	—
8072	Dental laboratories .....	1	D	D	D	a	D	D
81	Legal services .....	2	D	D	D	a	D	D
84	Museums, art galleries, & botanical & zoological gardens .....	—	—	—	—	—	—	—
87, ex. 872	Engineering & management services .....	1	D	D	D	a	D	D
	<b>Río Grande</b> .....	<b>33</b>	<b>70 881</b>	<b>24 190</b>	<b>6 491</b>	<b>1 638</b>	<b>28</b>	<b>5</b>
472	Arrangement of passenger transportation .....	—	—	—	—	—	—	—
70, ex. 702, 704	Hotels & other lodging places .....	3	D	D	D	g	D	D
72	Personal services .....	2	D	D	D	a	D	D
73	Business services .....	4	D	D	D	a	D	D
75	Automotive repair, services, & parking .....	11	D	D	D	b	D	D
76	Miscellaneous repair services .....	2	D	D	D	a	D	D
78	Motion pictures .....	—	—	—	—	—	—	—
79	Amusement & recreation services .....	6	6 539	1 138	255	129	4	—
8072	Dental laboratories .....	—	—	—	—	—	—	—
81	Legal services .....	3	D	D	D	a	D	D
84	Museums, art galleries, & botanical & zoological gardens .....	—	—	—	—	—	—	—
87, ex. 872	Engineering & management services .....	2	D	D	D	a	D	D
	<b>Sabana Grande</b> .....	<b>34</b>	<b>4 366</b>	<b>842</b>	<b>190</b>	<b>88</b>	<b>29</b>	<b>7</b>
472	Arrangement of passenger transportation .....	1	D	D	D	a	D	D
70, ex. 702, 704	Hotels & other lodging places .....	—	—	—	—	—	—	—
72	Personal services .....	8	652	104	29	18	8	2
73	Business services .....	4	743	129	23	10	4	—
75	Automotive repair, services, & parking .....	9	475	124	30	20	7	3
76	Miscellaneous repair services .....	3	173	63	16	12	1	—
78	Motion pictures .....	—	—	—	—	—	—	—
79	Amusement & recreation services .....	1	D	D	D	a	D	D
8072	Dental laboratories .....	—	—	—	—	—	—	—
81	Legal services .....	7	2 205	396	85	21	8	2
84	Museums, art galleries, & botanical & zoological gardens .....	—	—	—	—	—	—	—
87, ex. 872	Engineering & management services .....	1	D	D	D	a	D	D
	<b>Salinas</b> .....	<b>23</b>	<b>16 774</b>	<b>3 361</b>	<b>787</b>	<b>306</b>	<b>16</b>	<b>4</b>
472	Arrangement of passenger transportation .....	—	—	—	—	—	—	—
70, ex. 702, 704	Hotels & other lodging places .....	1	D	D	D	a	D	D
72	Personal services .....	3	229	47	10	8	1	—
73	Business services .....	5	2 204	470	31	13	3	—
75	Automotive repair, services, & parking .....	4	335	93	25	14	6	3
76	Miscellaneous repair services .....	2	D	D	D	a	D	D
78	Motion pictures .....	2	D	D	D	a	D	D
79	Amusement & recreation services .....	2	D	D	D	c	D	D
8072	Dental laboratories .....	—	—	—	—	—	—	—
81	Legal services .....	1	D	D	D	a	D	D
84	Museums, art galleries, & botanical & zoological gardens .....	—	—	—	—	—	—	—
87, ex. 872	Engineering & management services .....	3	D	D	D	b	D	D
	<b>San Germán</b> .....	<b>57</b>	<b>19 178</b>	<b>10 469</b>	<b>2 310</b>	<b>899</b>	<b>51</b>	<b>9</b>
472	Arrangement of passenger transportation .....	5	481	46	11	6	4	—
70, ex. 702, 704	Hotels & other lodging places .....	2	D	D	D	a	D	D
72	Personal services .....	13	962	201	46	30	15	3
73	Business services .....	9	12 822	9 387	2 045	730	6	1
75	Automotive repair, services, & parking .....	5	282	63	17	10	5	—
76	Miscellaneous repair services .....	3	D	D	D	a	D	D
78	Motion pictures .....	2	D	D	D	b	D	D
79	Amusement & recreation services .....	3	D	D	D	a	D	D
8072	Dental laboratories .....	—	—	—	—	—	—	—
81	Legal services .....	9	371	63	14	8	10	—
84	Museums, art galleries, & botanical & zoological gardens .....	—	—	—	—	—	—	—
87, ex. 872	Engineering & management services .....	6	1 683	253	66	49	3	1
	<b>San Juan</b> .....	<b>3 031</b>	<b>2 842 683</b>	<b>774 675</b>	<b>181 076</b>	<b>52 956</b>	<b>1 751</b>	<b>196</b>
472	Arrangement of passenger transportation .....	150	109 357	13 133	3 214	857	44	7
70, ex. 702, 704	Hotels & other lodging places .....	52	287 006	88 298	16 501	5 157	21	2
72	Personal services .....	271	69 914	17 111	3 972	1 455	164	33
73	Business services .....	770	1 193 995	362 539	89 923	29 718	208	33
75	Automotive repair, services, & parking .....	298	140 254	25 537	5 948	2 179	134	18
76	Miscellaneous repair services .....	161	95 248	21 035	5 178	1 578	66	6
78	Motion pictures .....	73	78 482	11 823	2 919	967	17	—
79	Amusement & recreation services .....	131	104 453	20 852	5 202	1 812	30	1
8072	Dental laboratories .....	8	D	D	D	a	D	D
81	Legal services .....	559	297 004	89 780	19 329	3 257	718	59
84	Museums, art galleries, & botanical & zoological gardens .....	14	D	D	D	b	D	D
87, ex. 872	Engineering & management services .....	544	462 419	123 602	28 667	5 897	336	36



**Table 6. Kind-of-Business Groups for Municipios: 1997—Con.**

[Detail may not add to total because of rounding. For meaning of abbreviations and symbols, see introductory text. For explanation of terms, see Appendix A]

SIC code	Kind of business	Establishments (number)	Receipts (\$1,000)	Annual payroll (\$1,000)	First-quarter payroll (\$1,000)	Paid employees for pay period including Mar. 12 (number)	Proprietors and partners (number)	Unpaid family workers (number)
	<b>San Lorenzo</b> .....	<b>23</b>	<b>2 654</b>	<b>500</b>	<b>112</b>	<b>52</b>	<b>18</b>	<b>1</b>
472	Arrangement of passenger transportation .....	2	D	D	D	a	D	D
70, ex. 702, 704	Hotels & other lodging places .....	1	D	D	D	a	D	D
72	Personal services .....	3	276	63	16	7	2	—
73	Business services .....	4	463	130	29	12	3	—
75	Automotive repair, services, & parking .....	3	593	115	25	15	3	—
76	Miscellaneous repair services .....	1	D	D	D	a	D	D
78	Motion pictures .....	—	—	—	—	—	—	—
79	Amusement & recreation services .....	1	D	D	D	a	D	D
8072	Dental laboratories .....	—	—	—	—	—	—	—
81	Legal services .....	8	423	71	23	8	8	—
84	Museums, art galleries, & botanical & zoological gardens .....	—	—	—	—	—	—	—
87, ex. 872	Engineering & management services .....	—	—	—	—	—	—	—
	<b>San Sebastián</b> .....	<b>50</b>	<b>5 420</b>	<b>904</b>	<b>212</b>	<b>105</b>	<b>36</b>	<b>7</b>
472	Arrangement of passenger transportation .....	3	D	D	D	a	D	D
70, ex. 702, 704	Hotels & other lodging places .....	—	—	—	—	—	—	—
72	Personal services .....	10	1 054	169	38	22	5	2
73	Business services .....	9	1 502	305	70	31	6	2
75	Automotive repair, services, & parking .....	8	842	164	38	19	8	—
76	Miscellaneous repair services .....	2	D	D	D	a	D	D
78	Motion pictures .....	3	D	D	D	a	D	D
79	Amusement & recreation services .....	—	—	—	—	—	—	—
8072	Dental laboratories .....	—	—	—	—	—	—	—
81	Legal services .....	12	476	100	25	11	11	2
84	Museums, art galleries, & botanical & zoological gardens .....	—	—	—	—	—	—	—
87, ex. 872	Engineering & management services .....	3	701	47	12	5	3	—
	<b>Santa Isabel</b> .....	<b>13</b>	<b>3 274</b>	<b>1 013</b>	<b>211</b>	<b>133</b>	<b>7</b>	<b>—</b>
472	Arrangement of passenger transportation .....	1	D	D	D	a	D	D
70, ex. 702, 704	Hotels & other lodging places .....	1	D	D	D	a	D	D
72	Personal services .....	2	D	D	D	a	D	D
73	Business services .....	4	274	58	12	6	1	—
75	Automotive repair, services, & parking .....	1	D	D	D	a	D	D
76	Miscellaneous repair services .....	1	D	D	D	a	D	D
78	Motion pictures .....	—	—	—	—	—	—	—
79	Amusement & recreation services .....	1	D	D	D	b	D	D
8072	Dental laboratories .....	—	—	—	—	—	—	—
81	Legal services .....	1	D	D	D	a	D	D
84	Museums, art galleries, & botanical & zoological gardens .....	—	—	—	—	—	—	—
87, ex. 872	Engineering & management services .....	1	D	D	D	a	D	D
	<b>Toa Alta</b> .....	<b>37</b>	<b>7 376</b>	<b>1 531</b>	<b>323</b>	<b>150</b>	<b>32</b>	<b>1</b>
472	Arrangement of passenger transportation .....	1	D	D	D	a	D	D
70, ex. 702, 704	Hotels & other lodging places .....	—	—	—	—	—	—	—
72	Personal services .....	4	366	87	29	11	4	—
73	Business services .....	10	2 651	701	125	66	7	—
75	Automotive repair, services, & parking .....	11	2 426	402	91	43	10	1
76	Miscellaneous repair services .....	5	1 134	147	43	17	4	—
78	Motion pictures .....	1	D	D	D	a	D	D
79	Amusement & recreation services .....	2	D	D	D	a	D	D
8072	Dental laboratories .....	—	—	—	—	—	—	—
81	Legal services .....	1	D	D	D	a	D	D
84	Museums, art galleries, & botanical & zoological gardens .....	—	—	—	—	—	—	—
87, ex. 872	Engineering & management services .....	2	D	D	D	a	D	D
	<b>Toa Baja</b> .....	<b>144</b>	<b>60 335</b>	<b>14 993</b>	<b>3 342</b>	<b>1 219</b>	<b>91</b>	<b>15</b>
472	Arrangement of passenger transportation .....	9	769	153	30	16	8	—
70, ex. 702, 704	Hotels & other lodging places .....	3	D	D	D	b	D	D
72	Personal services .....	17	D	D	D	b	D	D
73	Business services .....	39	31 259	8 889	2 031	687	17	1
75	Automotive repair, services, & parking .....	35	11 644	2 294	510	174	27	6
76	Miscellaneous repair services .....	16	5 278	925	204	70	10	6
78	Motion pictures .....	3	541	119	29	20	2	—
79	Amusement & recreation services .....	8	3 807	589	135	58	3	—
8072	Dental laboratories .....	—	—	—	—	—	—	—
81	Legal services .....	5	361	67	18	8	5	—
84	Museums, art galleries, & botanical & zoological gardens .....	—	—	—	—	—	—	—
87, ex. 872	Engineering & management services .....	9	2 115	519	131	36	5	—
	<b>Trujillo Alto</b> .....	<b>82</b>	<b>31 750</b>	<b>8 688</b>	<b>2 074</b>	<b>977</b>	<b>41</b>	<b>2</b>
472	Arrangement of passenger transportation .....	3	D	D	D	a	D	D
70, ex. 702, 704	Hotels & other lodging places .....	4	D	D	D	b	D	D
72	Personal services .....	6	980	239	68	31	6	1
73	Business services .....	26	14 350	5 156	1 384	668	7	—
75	Automotive repair, services, & parking .....	18	5 793	1 164	205	97	13	—
76	Miscellaneous repair services .....	14	4 591	703	153	60	7	1
78	Motion pictures .....	3	D	D	D	b	D	D
79	Amusement & recreation services .....	1	D	D	D	a	D	D
8072	Dental laboratories .....	—	—	—	—	—	—	—
81	Legal services .....	3	D	D	D	a	D	D
84	Museums, art galleries, & botanical & zoological gardens .....	—	—	—	—	—	—	—
87, ex. 872	Engineering & management services .....	4	D	D	D	a	D	D

**Table 6. Kind-of-Business Groups for Municipios: 1997—Con.**

[Detail may not add to total because of rounding. For meaning of abbreviations and symbols, see introductory text. For explanation of terms, see Appendix A]

SIC code	Kind of business	Establishments (number)	Receipts (\$1,000)	Annual payroll (\$1,000)	First-quarter payroll (\$1,000)	Paid employees for pay period including Mar. 12 (number)	Proprietors and partners (number)	Unpaid family workers (number)
	<b>Utua</b> .....	<b>34</b>	<b>5 270</b>	<b>860</b>	<b>188</b>	<b>90</b>	<b>29</b>	<b>5</b>
472	Arrangement of passenger transportation .....	3	D	D	D	a	D	D
70, ex. 702, 704	Hotels & other lodging places .....	2	D	D	D	b	D	D
72	Personal services .....	9	577	156	37	23	9	1
73	Business services .....	4	714	88	21	11	4	—
75	Automotive repair, services, & parking .....	5	251	27	7	6	5	1
76	Miscellaneous repair services .....	—	—	—	—	—	—	—
78	Motion pictures .....	—	—	—	—	—	—	—
79	Amusement & recreation services .....	—	—	—	—	—	—	—
8072	Dental laboratories .....	1	D	D	D	a	D	D
81	Legal services .....	8	2 087	385	75	18	7	3
84	Museums, art galleries, & botanical & zoological gardens .....	—	—	—	—	—	—	—
87, ex. 872	Engineering & management services .....	2	D	D	D	a	D	D
	<b>Vega Alta</b> .....	<b>34</b>	<b>9 102</b>	<b>1 174</b>	<b>269</b>	<b>109</b>	<b>28</b>	<b>8</b>
472	Arrangement of passenger transportation .....	1	D	D	D	a	D	D
70, ex. 702, 704	Hotels & other lodging places .....	1	D	D	D	a	D	D
72	Personal services .....	4	419	68	16	9	3	—
73	Business services .....	4	2 830	234	55	20	2	3
75	Automotive repair, services, & parking .....	13	1 897	374	85	39	13	3
76	Miscellaneous repair services .....	5	881	180	42	17	4	—
78	Motion pictures .....	—	—	—	—	—	—	—
79	Amusement & recreation services .....	1	D	D	D	a	D	D
8072	Dental laboratories .....	—	—	—	—	—	—	—
81	Legal services .....	3	D	D	D	a	D	D
84	Museums, art galleries, & botanical & zoological gardens .....	—	—	—	—	—	—	—
87, ex. 872	Engineering & management services .....	2	D	D	D	a	D	D
	<b>Vega Baja</b> .....	<b>62</b>	<b>12 289</b>	<b>2 479</b>	<b>528</b>	<b>191</b>	<b>43</b>	<b>8</b>
472	Arrangement of passenger transportation .....	5	379	139	33	13	1	—
70, ex. 702, 704	Hotels & other lodging places .....	1	D	D	D	a	D	D
72	Personal services .....	9	1 000	294	65	28	5	1
73	Business services .....	3	289	41	13	6	2	—
75	Automotive repair, services, & parking .....	21	3 560	381	92	48	19	4
76	Miscellaneous repair services .....	4	630	210	39	18	3	—
78	Motion pictures .....	1	D	D	D	b	D	D
79	Amusement & recreation services .....	2	D	D	D	a	D	D
8072	Dental laboratories .....	—	—	—	—	—	—	—
81	Legal services .....	8	1 875	349	79	20	7	—
84	Museums, art galleries, & botanical & zoological gardens .....	—	—	—	—	—	—	—
87, ex. 872	Engineering & management services .....	8	1 889	682	137	29	4	—
	<b>Vieques</b> .....	<b>16</b>	<b>3 844</b>	<b>876</b>	<b>230</b>	<b>103</b>	<b>6</b>	<b>—</b>
472	Arrangement of passenger transportation .....	2	D	D	D	a	D	D
70, ex. 702, 704	Hotels & other lodging places .....	7	1 386	338	88	54	1	—
72	Personal services .....	—	—	—	—	—	—	—
73	Business services .....	1	D	D	D	a	D	D
75	Automotive repair, services, & parking .....	3	1 142	189	40	23	2	—
76	Miscellaneous repair services .....	—	—	—	—	—	—	—
78	Motion pictures .....	—	—	—	—	—	—	—
79	Amusement & recreation services .....	—	—	—	—	—	—	—
8072	Dental laboratories .....	—	—	—	—	—	—	—
81	Legal services .....	2	D	D	D	a	D	D
84	Museums, art galleries, & botanical & zoological gardens .....	—	—	—	—	—	—	—
87, ex. 872	Engineering & management services .....	1	D	D	D	a	D	D
	<b>Villalba</b> .....	<b>12</b>	<b>1 443</b>	<b>221</b>	<b>58</b>	<b>31</b>	<b>10</b>	<b>1</b>
472	Arrangement of passenger transportation .....	—	—	—	—	—	—	—
70, ex. 702, 704	Hotels & other lodging places .....	—	—	—	—	—	—	—
72	Personal services .....	3	277	34	7	4	3	1
73	Business services .....	4	814	134	39	20	2	—
75	Automotive repair, services, & parking .....	3	D	D	D	a	D	D
76	Miscellaneous repair services .....	1	D	D	D	a	D	D
78	Motion pictures .....	—	—	—	—	—	—	—
79	Amusement & recreation services .....	—	—	—	—	—	—	—
8072	Dental laboratories .....	—	—	—	—	—	—	—
81	Legal services .....	1	D	D	D	a	D	D
84	Museums, art galleries, & botanical & zoological gardens .....	—	—	—	—	—	—	—
87, ex. 872	Engineering & management services .....	—	—	—	—	—	—	—
	<b>Yabucoa</b> .....	<b>20</b>	<b>3 740</b>	<b>658</b>	<b>150</b>	<b>64</b>	<b>15</b>	<b>1</b>
472	Arrangement of passenger transportation .....	1	D	D	D	a	D	D
70, ex. 702, 704	Hotels & other lodging places .....	1	D	D	D	a	D	D
72	Personal services .....	5	368	69	16	9	2	—
73	Business services .....	2	D	D	D	a	D	D
75	Automotive repair, services, & parking .....	3	D	D	D	b	D	D
76	Miscellaneous repair services .....	1	D	D	D	a	D	D
78	Motion pictures .....	—	—	—	—	—	—	—
79	Amusement & recreation services .....	—	—	—	—	—	—	—
8072	Dental laboratories .....	—	—	—	—	—	—	—
81	Legal services .....	6	439	63	14	7	6	—
84	Museums, art galleries, & botanical & zoological gardens .....	—	—	—	—	—	—	—
87, ex. 872	Engineering & management services .....	1	D	D	D	a	D	D

**Table 6. Kind-of-Business Groups for Municipios: 1997—Con.**

[Detail may not add to total because of rounding. For meaning of abbreviations and symbols, see introductory text. For explanation of terms, see Appendix A]

SIC code	Kind of business	Establishments (number)	Receipts (\$1,000)	Annual payroll (\$1,000)	First-quarter payroll (\$1,000)	Paid employees for pay period including Mar. 12 (number)	Proprietors and partners (number)	Unpaid family workers (number)
	<b>Yauco</b> .....	<b>53</b>	<b>11 025</b>	<b>2 619</b>	<b>611</b>	<b>250</b>	<b>42</b>	<b>4</b>
472	Arrangement of passenger transportation .....	5	D	D	D	a	D	D
70, ex. 702, 704	Hotels & other lodging places .....	1	D	D	D	b	D	D
72	Personal services .....	6	1 254	181	41	23	7	—
73	Business services .....	14	5 901	1 553	374	130	4	1
75	Automotive repair, services, & parking .....	9	864	169	36	20	7	2
76	Miscellaneous repair services .....	3	299	63	13	9	6	1
78	Motion pictures .....	2	D	D	D	a	D	D
79	Amusement & recreation services .....	2	D	D	D	a	D	D
8072	Dental laboratories .....	2	D	D	D	a	D	D
81	Legal services .....	8	481	93	20	11	9	—
84	Museums, art galleries, & botanical & zoological gardens .....	—	—	—	—	—	—	—
87, ex. 872	Engineering & management services.....	1	D	D	D	a	D	D

**Table 7. Receipts Size of Establishments: 1997**

[Detail may not add to total because of rounding. For meaning of abbreviations and symbols, see introductory text. For explanation of terms, see Appendix A]

SIC code	Kind of business and receipt size of establishment	Establishments (number)	Receipts (\$1,000)	Annual payroll (\$1,000)	First-quarter payroll (\$1,000)	Paid employees for pay period including Mar. 12 (number)	Proprietors and partners (number)	Unpaid family workers (number)
<b>SERVICE INDUSTRIES</b>								
	<b>Establishments</b> .....	<b>8 048</b>	<b>5 823 025</b>	<b>1 546 078</b>	<b>364 206</b>	<b>111 125</b>	<b>5 068</b>	<b>781</b>
	With annual receipts of—							
	Less than \$25,000 .....	466	8 097	2 673	675	506	385	48
	\$25,000 to \$29,999 .....	174	4 663	1 375	310	203	145	15
	\$30,000 to \$49,999 .....	809	32 002	7 872	1 889	1 074	695	105
	\$50,000 to \$99,999 .....	1 627	116 375	27 002	6 326	3 000	1 312	216
	\$100,000 to \$249,999 .....	2 040	331 717	78 142	18 138	7 446	1 292	258
	\$250,000 to \$299,999 .....	326	88 196	21 668	5 053	1 949	156	23
	\$300,000 to \$499,999 .....	835	319 223	76 780	17 744	6 433	430	63
	\$500,000 to \$999,999 .....	848	590 032	148 010	34 371	11 878	324	42
	\$1,000,000 to \$2,499,999 .....	527	808 441	212 118	47 536	15 201	167	11
	\$2,500,000 to \$4,999,999 .....	225	771 614	235 078	56 413	15 600	69	—
	\$5,000,000 or more .....	171	2 752 665	735 360	175 751	47 835	93	—
<b>472</b>	<b>Arrangement of passenger transportation</b>							
	<b>Establishments</b> .....	<b>384</b>	<b>166 611</b>	<b>19 858</b>	<b>4 677</b>	<b>1 459</b>	<b>148</b>	<b>26</b>
	With annual receipts of—							
	Less than \$25,000 .....	19	294	145	34	21	10	2
	\$25,000 to \$29,999 .....	9	D	D	D	a	D	D
	\$30,000 to \$49,999 .....	36	1 400	332	81	44	22	4
	\$50,000 to \$99,999 .....	100	7 154	1 813	420	178	41	7
	\$100,000 to \$249,999 .....	93	15 426	2 971	718	261	36	4
	\$250,000 to \$299,999 .....	16	4 356	580	126	54	7	2
	\$300,000 to \$499,999 .....	36	14 010	1 774	421	148	10	2
	\$500,000 to \$999,999 .....	34	22 893	3 695	739	246	10	2
	\$1,000,000 to \$2,499,999 .....	28	41 577	2 973	725	231	5	2
	\$2,500,000 to \$4,999,999 .....	7	D	D	D	c	D	D
	\$5,000,000 or more .....	6	37 612	2 264	549	115	1	—
<b>70, ex. 702, 704</b>	<b>Hotels &amp; other lodging houses</b>							
	<b>Establishments</b> .....	<b>211</b>	<b>D</b>	<b>D</b>	<b>D</b>	<b>j</b>	<b>D</b>	<b>D</b>
	With annual receipts of—							
	Less than \$25,000 .....	4	55	22	3	4	1	—
	\$25,000 to \$29,999 .....	1	D	D	D	a	D	D
	\$30,000 to \$49,999 .....	13	507	176	50	32	10	3
	\$50,000 to \$99,999 .....	17	D	D	D	b	D	D
	\$100,000 to \$249,999 .....	56	D	D	D	e	D	D
	\$250,000 to \$299,999 .....	10	2 738	735	157	99	3	—
	\$300,000 to \$499,999 .....	31	12 037	3 207	744	397	6	1
	\$500,000 to \$999,999 .....	30	21 806	6 367	1 618	614	5	1
	\$1,000,000 to \$2,499,999 .....	20	28 038	8 860	1 793	716	2	—
	\$2,500,000 to \$4,999,999 .....	7	21 796	6 247	1 450	521	4	—
	\$5,000,000 or more .....	22	694 336	210 479	49 495	12 157	7	—
<b>72</b>	<b>Personal services</b>							
	<b>Establishments</b> .....	<b>983</b>	<b>208 593</b>	<b>52 364</b>	<b>11 992</b>	<b>4 944</b>	<b>680</b>	<b>147</b>
	With annual receipts of—							
	Less than \$25,000 .....	83	1 369	420	107	88	76	7
	\$25,000 to \$29,999 .....	37	D	D	D	b	D	D
	\$30,000 to \$49,999 .....	148	5 723	1 520	380	239	132	36
	\$50,000 to \$99,999 .....	260	18 508	4 700	1 039	577	213	43
	\$100,000 to \$249,999 .....	260	42 155	10 648	2 399	1 156	168	39
	\$250,000 to \$299,999 .....	40	10 927	2 589	589	264	14	2
	\$300,000 to \$499,999 .....	80	29 723	7 239	1 684	721	37	15
	\$500,000 to \$999,999 .....	48	32 728	8 846	1 964	761	11	1
	\$1,000,000 to \$2,499,999 .....	20	D	D	D	e	D	D
	\$2,500,000 to \$4,999,999 .....	4	D	D	D	c	D	D
	\$5,000,000 or more .....	3	23 741	6 269	1 473	394	—	—
<b>73</b>	<b>Business services</b>							
	<b>Establishments</b> .....	<b>1 861</b>	<b>2 251 920</b>	<b>698 677</b>	<b>165 782</b>	<b>57 109</b>	<b>675</b>	<b>125</b>
	With annual receipts of—							
	Less than \$25,000 .....	79	1 378	498	132	87	44	7
	\$25,000 to \$29,999 .....	22	593	180	37	34	11	1
	\$30,000 to \$49,999 .....	109	4 262	1 219	273	159	72	3
	\$50,000 to \$99,999 .....	245	17 794	4 857	1 180	550	160	33
	\$100,000 to \$249,999 .....	443	72 596	18 656	4 249	1 751	207	56
	\$250,000 to \$299,999 .....	93	25 097	6 856	1 795	706	25	3
	\$300,000 to \$499,999 .....	227	87 312	25 050	5 659	2 177	75	7
	\$500,000 to \$999,999 .....	280	194 491	55 436	14 112	5 329	50	12
	\$1,000,000 to \$2,499,999 .....	171	270 543	93 823	20 489	7 292	25	3
	\$2,500,000 to \$4,999,999 .....	115	401 149	140 829	34 100	10 780	4	—
	\$5,000,000 or more .....	77	1 176 705	351 273	83 756	28 244	2	—
<b>75</b>	<b>Automotive repair, services, &amp; parking</b>							
	<b>Establishments</b> .....	<b>1 235</b>	<b>476 859</b>	<b>79 204</b>	<b>18 115</b>	<b>6 285</b>	<b>847</b>	<b>166</b>
	With annual receipts of—							
	Less than \$25,000 .....	100	1 808	612	140	111	90	9
	\$25,000 to \$29,999 .....	25	667	195	44	31	25	2
	\$30,000 to \$49,999 .....	162	6 608	1 373	324	206	151	30
	\$50,000 to \$99,999 .....	300	21 805	4 687	1 111	551	257	53
	\$100,000 to \$249,999 .....	335	54 151	11 357	2 670	1 170	230	55
	\$250,000 to \$299,999 .....	40	10 900	2 354	516	194	15	6
	\$300,000 to \$499,999 .....	101	39 751	6 630	1 489	651	48	3
	\$500,000 to \$999,999 .....	103	71 738	12 267	2 709	958	27	7
	\$1,000,000 to \$2,499,999 .....	45	66 349	12 454	2 848	783	3	1
	\$2,500,000 to \$4,999,999 .....	14	47 392	9 743	2 193	588	1	—
	\$5,000,000 or more .....	10	155 690	17 532	4 071	1 042	—	—

**Table 7. Receipts Size of Establishments: 1997—Con.**

[Detail may not add to total because of rounding. For meaning of abbreviations and symbols, see introductory text. For explanation of terms, see Appendix A]

SIC code	Kind of business and receipt size of establishment	Establishments (number)	Receipts (\$1,000)	Annual payroll (\$1,000)	First-quarter payroll (\$1,000)	Paid employees for pay period including Mar. 12 (number)	Proprietors and partners (number)	Unpaid family workers (number)
<b>76</b>	<b>Miscellaneous repair services</b>							
	Establishments .....	<b>564</b>	<b>239 055</b>	<b>50 083</b>	<b>12 168</b>	<b>3 919</b>	<b>386</b>	<b>78</b>
	With annual receipts of—							
	Less than \$25,000 .....	34	592	165	42	34	34	8
	\$25,000 to \$29,999 .....	17	446	115	27	19	18	—
	\$30,000 to \$49,999 .....	55	2 153	525	126	69	44	5
	\$50,000 to \$99,999 .....	105	7 563	1 830	432	204	89	25
	\$100,000 to \$249,999 .....	173	28 279	6 585	1 574	637	120	30
	\$250,000 to \$299,999 .....	20	5 422	1 268	252	95	14	4
	\$300,000 to \$499,999 .....	66	25 664	5 776	1 367	481	42	3
	\$500,000 to \$999,999 .....	50	34 049	7 943	1 739	624	16	1
	\$1,000,000 to \$2,499,999 .....	30	42 475	8 408	2 075	590	8	2
	\$2,500,000 to \$4,999,999 .....	8	28 255	7 693	1 917	469	1	—
	\$5,000,000 or more .....	6	64 157	9 775	2 617	697	—	—
<b>78</b>	<b>Motion pictures</b>							
	Establishments .....	<b>179</b>	<b>136 366</b>	<b>22 218</b>	<b>5 224</b>	<b>2 335</b>	<b>50</b>	<b>6</b>
	With annual receipts of—							
	Less than \$25,000 .....	4	D	D	D	a	D	D
	\$25,000 to \$29,999 .....	2	D	D	D	a	D	D
	\$30,000 to \$49,999 .....	12	525	91	23	15	12	2
	\$50,000 to \$99,999 .....	21	1 545	220	49	32	10	2
	\$100,000 to \$249,999 .....	40	6 982	2 311	563	304	9	—
	\$250,000 to \$299,999 .....	10	2 721	1 272	316	140	2	—
	\$300,000 to \$499,999 .....	19	7 128	1 741	397	233	9	1
	\$500,000 to \$999,999 .....	29	20 453	3 623	688	300	2	—
	\$1,000,000 to \$2,499,999 .....	32	49 426	6 998	1 663	797	—	—
	\$2,500,000 to \$4,999,999 .....	6	D	D	D	e	D	D
	\$5,000,000 or more .....	4	27 185	3 071	755	226	—	—
<b>79</b>	<b>Amusement &amp; recreation services</b>							
	Establishments .....	<b>345</b>	<b>268 630</b>	<b>50 834</b>	<b>11 688</b>	<b>4 498</b>	<b>132</b>	<b>26</b>
	With annual receipts of—							
	Less than \$25,000 .....	23	463	99	27	26	20	4
	\$25,000 to \$29,999 .....	7	187	49	12	7	7	1
	\$30,000 to \$49,999 .....	28	1 176	267	64	41	18	2
	\$50,000 to \$99,999 .....	52	3 808	734	204	112	27	7
	\$100,000 to \$249,999 .....	93	15 281	2 887	719	403	30	8
	\$250,000 to \$299,999 .....	9	2 423	328	68	38	1	—
	\$300,000 to \$499,999 .....	44	16 610	2 866	674	363	13	3
	\$500,000 to \$999,999 .....	41	30 023	6 248	1 419	717	11	—
	\$1,000,000 to \$2,499,999 .....	37	57 263	13 396	3 184	1 420	5	1
	\$2,500,000 to \$4,999,999 .....	5	15 203	1 553	368	194	—	—
	\$5,000,000 or more .....	6	126 193	22 387	4 949	1 177	—	—
<b>8072</b>	<b>Dental laboratories</b>							
	Establishments .....	<b>39</b>	<b>D</b>	<b>D</b>	<b>D</b>	<b>c</b>	<b>D</b>	<b>D</b>
	With annual receipts of—							
	Less than \$25,000 .....	7	D	D	D	a	D	D
	\$25,000 to \$29,999 .....	1	D	D	D	a	D	D
	\$30,000 to \$49,999 .....	4	D	D	D	a	D	D
	\$50,000 to \$99,999 .....	7	561	119	30	15	6	1
	\$100,000 to \$249,999 .....	12	1 800	402	82	41	11	1
	\$250,000 to \$299,999 .....	3	821	71	17	6	4	—
	\$300,000 to \$499,999 .....	2	D	D	D	a	D	D
	\$500,000 to \$999,999 .....	2	D	D	D	b	D	D
	\$1,000,000 to \$2,499,999 .....	1	D	D	D	b	D	D
	\$2,500,000 to \$4,999,999 .....	—	—	—	—	—	—	—
	\$5,000,000 or more .....	—	—	—	—	—	—	—
<b>81</b>	<b>Legal services</b>							
	Establishments .....	<b>1 280</b>	<b>462 998</b>	<b>122 271</b>	<b>26 457</b>	<b>5 057</b>	<b>1 460</b>	<b>127</b>
	With annual receipts of—							
	Less than \$25,000 .....	79	1 389	444	114	75	78	10
	\$25,000 to \$29,999 .....	44	1 180	330	89	47	46	5
	\$30,000 to \$49,999 .....	196	7 744	1 787	440	208	200	14
	\$50,000 to \$99,999 .....	399	27 606	5 020	1 190	496	404	30
	\$100,000 to \$249,999 .....	279	43 313	7 507	1 801	634	292	41
	\$250,000 to \$299,999 .....	36	9 614	2 052	464	151	41	2
	\$300,000 to \$499,999 .....	92	33 519	6 938	1 504	415	112	17
	\$500,000 to \$999,999 .....	78	53 629	12 384	2 416	537	119	6
	\$1,000,000 to \$2,499,999 .....	48	73 211	17 592	3 784	717	62	2
	\$2,500,000 to \$4,999,999 .....	19	58 100	14 011	3 038	453	41	—
	\$5,000,000 or more .....	10	153 693	54 206	11 617	1 324	65	—
<b>84</b>	<b>Museums, art galleries, &amp; botanical &amp; zoological gardens</b>							
	Establishments .....	<b>17</b>	<b>6 330</b>	<b>1 287</b>	<b>287</b>	<b>110</b>	<b>6</b>	<b>1</b>
	With annual receipts of—							
	Less than \$25,000 .....	2	D	D	D	a	D	D
	\$25,000 to \$29,999 .....	—	—	—	—	—	—	—
	\$30,000 to \$49,999 .....	3	D	D	D	a	D	D
	\$50,000 to \$99,999 .....	1	D	D	D	a	D	D
	\$100,000 to \$249,999 .....	3	D	D	D	a	D	D
	\$250,000 to \$299,999 .....	—	—	—	—	—	—	—
	\$300,000 to \$499,999 .....	4	D	D	D	a	D	D
	\$500,000 to \$999,999 .....	3	D	D	D	b	D	D
	\$1,000,000 to \$2,499,999 .....	1	D	D	D	b	D	D
	\$2,500,000 to \$4,999,999 .....	—	—	—	—	—	—	—
	\$5,000,000 or more .....	—	—	—	—	—	—	—

**Table 7. Receipts Size of Establishments: 1997—Con.**

[Detail may not add to total because of rounding. For meaning of abbreviations and symbols, see introductory text. For explanation of terms, see Appendix A]

SIC code	Kind of business and receipt size of establishment	Establishments (number)	Receipts (\$1,000)	Annual payroll (\$1,000)	First-quarter payroll (\$1,000)	Paid employees for pay period including Mar. 12 (number)	Proprietors and partners (number)	Unpaid family workers (number)
<b>87 ex. 872</b>	<b>Engineering &amp; management services</b>							
	<b>Establishments .....</b>	<b>950</b>	<b>805 424</b>	<b>208 608</b>	<b>51 412</b>	<b>10 277</b>	<b>564</b>	<b>61</b>
	With annual receipts of—							
	Less than \$25,000 .....	32	535	167	47	41	19	—
	\$25,000 to \$29,999 .....	9	240	58	16	8	3	—
	\$30,000 to \$49,999 .....	43	1 642	534	121	54	28	4
	\$50,000 to \$99,999 .....	120	8 669	2 568	559	200	95	12
	\$100,000 to \$249,999 .....	253	41 526	12 214	2 704	747	156	18
	\$250,000 to \$299,999 .....	49	13 177	3 563	753	202	30	4
	\$300,000 to \$499,999 .....	133	51 334	15 235	3 736	819	74	11
	\$500,000 to \$999,999 .....	150	104 775	30 250	6 761	1 723	72	11
	\$1,000,000 to \$2,499,999 .....	94	145 524	39 979	9 397	2 103	53	1
	\$2,500,000 to \$4,999,999 .....	40	144 649	45 936	10 849	1 921	16	—
	\$5,000,000 or more .....	27	293 353	58 104	16 469	2 459	18	—

**Table 8. Employment Size of Establishments: 1997**

[Detail may not add to total because of rounding. For meaning of abbreviations and symbols, see introductory text. For explanation of terms, see Appendix A]

SIC code	Kind of business and employment size of establishment	Establishments (number)	Receipts (\$1,000)	Annual payroll (\$1,000)	First-quarter payroll (\$1,000)	Paid employees for pay period including Mar. 12 (number)	Proprietors and partners (number)	Unpaid family workers (number)
	<b>SERVICE INDUSTRIES</b>							
	<b>Establishments</b> .....	<b>8 048</b>	<b>5 823 025</b>	<b>1 546 078</b>	<b>364 206</b>	<b>111 125</b>	<b>5 068</b>	<b>781</b>
	No employees .....	360	76 004	14 975	—	—	218	32
	1 employee .....	2 233	175 933	24 836	5 957	2 233	1 915	254
	2 employees .....	1 314	201 188	30 609	7 010	2 628	952	191
	3 or 4 employees .....	1 310	357 236	61 026	14 317	4 492	799	154
	5 or 6 employees .....	760	306 847	56 333	13 127	4 125	400	71
	7 to 9 employees .....	544	275 932	63 149	14 472	4 282	264	46
	10 to 14 employees .....	471	379 325	85 164	19 609	5 495	205	23
	15 to 19 employees .....	265	322 567	74 504	17 372	4 430	86	5
	20 to 49 employees .....	470	907 641	224 981	54 919	13 921	132	5
	50 employees or more .....	321	2 820 352	910 501	217 423	69 519	97	—
<b>472</b>	<b>Arrangement of passenger transportation</b>							
	<b>Establishments</b> .....	<b>384</b>	<b>166 611</b>	<b>19 858</b>	<b>4 677</b>	<b>1 459</b>	<b>148</b>	<b>26</b>
	No employees .....	12	D	D	D	a	D	D
	1 employee .....	128	18 125	1 388	328	128	66	11
	2 employees .....	96	20 018	2 115	485	192	43	8
	3 or 4 employees .....	80	30 517	3 221	762	272	24	6
	5 or 6 employees .....	30	25 843	2 543	679	163	4	—
	7 to 9 employees .....	11	7 323	1 274	284	88	1	—
	10 to 14 employees .....	10	17 235	1 813	437	124	2	—
	15 to 19 employees .....	6	15 113	1 947	468	100	1	—
	20 to 49 employees .....	9	D	D	D	e	D	D
	50 employees or more .....	2	D	D	D	c	D	D
<b>70, ex. 702, 704</b>	<b>Hotels &amp; other lodging places</b>							
	<b>Establishments</b> .....	<b>211</b>	<b>D</b>	<b>D</b>	<b>D</b>	<b>j</b>	<b>D</b>	<b>D</b>
	No employees .....	4	2 548	961	—	—	—	—
	1 employee .....	18	1 520	246	53	18	17	4
	2 employees .....	11	D	D	D	b	D	D
	3 or 4 employees .....	16	2 290	543	119	60	15	1
	5 or 6 employees .....	24	4 730	1 092	282	129	12	2
	7 to 9 employees .....	27	6 160	1 632	417	213	11	3
	10 to 14 employees .....	24	D	D	D	e	D	D
	15 to 19 employees .....	20	12 379	3 094	731	350	5	—
	20 to 49 employees .....	39	40 928	12 339	2 934	1 176	3	—
	50 employees or more .....	28	711 632	216 595	50 917	12 704	9	—
<b>72</b>	<b>Personal services</b>							
	<b>Establishments</b> .....	<b>983</b>	<b>208 593</b>	<b>52 364</b>	<b>11 992</b>	<b>4 944</b>	<b>680</b>	<b>147</b>
	No employees .....	48	2 837	811	—	—	31	2
	1 employee .....	251	12 876	2 054	497	251	224	47
	2 employees .....	205	19 837	3 430	787	410	161	47
	3 or 4 employees .....	199	29 218	6 289	1 456	688	132	31
	5 or 6 employees .....	95	18 560	4 627	1 027	507	67	12
	7 to 9 employees .....	65	22 746	4 927	1 174	511	32	6
	10 to 14 employees .....	52	22 134	6 163	1 338	589	17	1
	15 to 19 employees .....	35	23 196	6 772	1 513	595	11	1
	20 to 49 employees .....	28	31 872	9 483	2 271	789	5	—
	50 employees or more .....	5	25 317	7 808	1 929	604	—	—
<b>73</b>	<b>Business services</b>							
	<b>Establishments</b> .....	<b>1 861</b>	<b>2 251 920</b>	<b>698 677</b>	<b>165 782</b>	<b>57 109</b>	<b>675</b>	<b>125</b>
	No employees .....	88	15 901	5 448	—	—	37	7
	1 employee .....	316	27 757	4 052	941	316	203	20
	2 employees .....	236	45 155	6 706	1 542	472	128	34
	3 or 4 employees .....	308	91 540	16 746	3 989	1 062	140	36
	5 or 6 employees .....	187	96 154	15 735	3 751	1 029	49	9
	7 to 9 employees .....	148	85 694	19 828	4 319	1 171	44	13
	10 to 14 employees .....	146	122 755	28 701	6 494	1 726	32	3
	15 to 19 employees .....	73	116 508	25 428	5 834	1 205	11	3
	20 to 49 employees .....	161	263 710	72 535	17 614	4 868	15	—
	50 employees or more .....	198	1 386 746	503 498	121 298	45 260	16	—
<b>75</b>	<b>Automotive repair, services, &amp; parking</b>							
	<b>Establishments</b> .....	<b>1 235</b>	<b>476 859</b>	<b>79 204</b>	<b>18 115</b>	<b>6 285</b>	<b>847</b>	<b>166</b>
	No employees .....	64	6 486	1 146	—	—	53	12
	1 employee .....	379	23 284	3 338	811	379	348	52
	2 employees .....	230	29 379	4 218	1 019	460	187	35
	3 or 4 employees .....	215	48 157	7 511	1 762	725	127	30
	5 or 6 employees .....	147	44 901	8 493	2 052	797	79	25
	7 to 9 employees .....	80	31 238	6 445	1 532	625	28	6
	10 to 14 employees .....	47	45 477	7 891	1 874	559	15	4
	15 to 19 employees .....	27	27 590	5 858	1 320	453	4	—
	20 to 49 employees .....	34	71 160	13 899	3 238	999	6	2
	50 employees or more .....	12	149 187	20 405	4 507	1 288	—	—

**Table 8. Employment Size of Establishments: 1997—Con.**

[Detail may not add to total because of rounding. For meaning of abbreviations and symbols, see introductory text. For explanation of terms, see Appendix A]

SIC code	Kind of business and employment size of establishment	Establishments (number)	Receipts (\$1,000)	Annual payroll (\$1,000)	First-quarter payroll (\$1,000)	Paid employees for pay period including Mar. 12 (number)	Proprietors and partners (number)	Unpaid family workers (number)
<b>76</b>	<b>Miscellaneous repair services</b>							
	<b>Establishments</b> .....	<b>564</b>	<b>239 055</b>	<b>50 083</b>	<b>12 168</b>	<b>3 919</b>	<b>386</b>	<b>78</b>
	No employees .....	21	2 303	509	—	—	18	3
	1 employee .....	141	9 135	1 506	366	141	131	27
	2 employees .....	98	11 786	2 131	496	196	67	15
	3 or 4 employees .....	106	20 923	3 960	957	366	71	14
	5 or 6 employees .....	67	23 416	4 298	1 016	364	38	11
	7 to 9 employees .....	49	21 647	4 624	1 098	378	26	7
	10 to 14 employees .....	34	22 127	4 946	1 055	385	26	1
	15 to 19 employees .....	11	8 466	2 293	617	177	5	—
	20 to 49 employees .....	27	47 320	12 059	3 061	880	3	—
	50 employees or more .....	10	71 932	13 757	3 502	1 032	1	—
<b>78</b>	<b>Motion pictures</b>							
	<b>Establishments</b> .....	<b>179</b>	<b>136 366</b>	<b>22 218</b>	<b>5 224</b>	<b>2 335</b>	<b>50</b>	<b>6</b>
	No employees .....	16	D	D	D	a	D	D
	1 employee .....	28	2 110	298	74	28	21	3
	2 employees .....	15	D	D	D	b	D	D
	3 or 4 employees .....	23	20 099	1 337	347	81	13	2
	5 or 6 employees .....	11	10 558	983	229	59	4	—
	7 to 9 employees .....	11	3 935	882	202	80	3	—
	10 to 14 employees .....	17	12 038	2 843	701	194	3	—
	15 to 19 employees .....	15	8 786	2 209	532	251	—	—
	20 to 49 employees .....	36	48 934	8 533	2 139	980	1	—
	50 employees or more .....	7	21 593	3 850	922	632	—	—
<b>79</b>	<b>Amusement &amp; recreation services</b>							
	<b>Establishments</b> .....	<b>345</b>	<b>268 630</b>	<b>50 834</b>	<b>11 688</b>	<b>4 498</b>	<b>132</b>	<b>26</b>
	No employees .....	10	2 287	582	—	—	3	1
	1 employee .....	83	7 932	781	191	83	57	14
	2 employees .....	54	7 155	960	240	108	21	6
	3 or 4 employees .....	53	15 810	2 006	465	183	20	3
	5 or 6 employees .....	32	10 624	1 664	388	174	7	1
	7 to 9 employees .....	22	14 270	1 792	419	174	5	—
	10 to 14 employees .....	27	15 299	3 098	793	316	7	—
	15 to 19 employees .....	15	24 516	2 378	564	246	6	—
	20 to 49 employees .....	31	33 659	7 590	1 794	913	4	1
	50 employees or more .....	18	137 078	29 983	6 834	2 301	2	—
<b>8072</b>	<b>Dental laboratories</b>							
	<b>Establishments</b> .....	<b>39</b>	<b>D</b>	<b>D</b>	<b>D</b>	<b>c</b>	<b>D</b>	<b>D</b>
	No employees .....	3	D	D	D	a	D	D
	1 employee .....	11	711	84	20	11	12	1
	2 employees .....	6	D	D	D	a	D	D
	3 or 4 employees .....	10	1 612	293	75	32	9	1
	5 or 6 employees .....	4	581	214	35	21	4	—
	7 to 9 employees .....	3	D	D	D	b	D	D
	10 to 14 employees .....	—	—	—	—	—	—	—
	15 to 19 employees .....	—	—	—	—	—	—	—
	20 to 49 employees .....	1	D	D	D	b	D	D
	50 employees or more .....	1	D	D	D	b	D	D
<b>81</b>	<b>Legal services</b>							
	<b>Establishments</b> .....	<b>1 280</b>	<b>462 998</b>	<b>122 271</b>	<b>26 457</b>	<b>5 057</b>	<b>1 460</b>	<b>127</b>
	No employees .....	46	4 779	1 048	—	—	47	5
	1 employee .....	692	51 547	7 569	1 869	692	707	60
	2 employees .....	217	30 531	4 796	1 098	434	227	20
	3 or 4 employees .....	126	30 785	6 152	1 425	418	152	23
	5 or 6 employees .....	53	23 251	5 238	1 030	283	60	4
	7 to 9 employees .....	45	29 363	7 836	1 696	362	68	5
	10 to 14 employees .....	44	44 702	11 267	2 474	506	59	10
	15 to 19 employees .....	23	34 924	8 647	1 714	374	23	—
	20 to 49 employees .....	25	70 786	21 677	4 510	684	62	—
	50 employees or more .....	9	142 330	48 041	10 641	1 304	55	—
<b>84</b>	<b>Museums, art galleries, &amp; botanical &amp; zoological gardens</b>							
	<b>Establishments</b> .....	<b>17</b>	<b>6 330</b>	<b>1 287</b>	<b>287</b>	<b>110</b>	<b>6</b>	<b>1</b>
	No employees .....	1	D	D	D	a	D	D
	1 employee .....	6	605	87	14	6	4	1
	2 employees .....	1	D	D	D	a	D	D
	3 or 4 employees .....	3	881	134	32	10	1	—
	5 or 6 employees .....	—	—	—	—	—	—	—
	7 to 9 employees .....	3	D	D	D	b	D	D
	10 to 14 employees .....	2	D	D	D	b	D	D
	15 to 19 employees .....	—	—	—	—	—	—	—
	20 to 49 employees .....	1	D	D	D	b	D	D
	50 employees or more .....	—	—	—	—	—	—	—



**Table 8. Employment Size of Establishments: 1997—Con.**

[Detail may not add to total because of rounding. For meaning of abbreviations and symbols, see introductory text. For explanation of terms, see Appendix A]

SIC code	Kind of business and employment size of establishment	Establishments (number)	Receipts (\$1,000)	Annual payroll (\$1,000)	First-quarter payroll (\$1,000)	Paid employees for pay period including Mar. 12 (number)	Proprietors and partners (number)	Unpaid family workers (number)
<b>87 ex. 872</b>	<b>Engineering &amp; management services</b>							
	<b>Establishments .....</b>	<b>950</b>	<b>805 424</b>	<b>208 608</b>	<b>51 412</b>	<b>10 277</b>	<b>564</b>	<b>61</b>
	No employees .....	47	30 294	2 892	—	—	20	—
	1 employee .....	180	20 331	3 433	793	180	125	14
	2 employees .....	145	33 264	5 560	1 201	290	101	23
	3 or 4 employees .....	171	65 404	12 834	2 928	595	95	7
	5 or 6 employees .....	110	48 229	11 446	2 638	599	76	7
	7 to 9 employees .....	80	51 296	13 396	3 207	630	42	6
	10 to 14 employees .....	68	67 050	15 837	3 806	790	40	1
	15 to 19 employees .....	40	51 089	15 878	4 079	679	20	1
	20 to 49 employees .....	78	269 540	62 964	16 456	2 288	31	2
	50 employees or more .....	31	168 927	64 368	16 304	4 226	14	—

**Table 9. Legal Form of Organization: 1997**

[Detail may not add to total because of rounding. For meaning of abbreviations and symbols, see introductory text. For explanation of terms, see Appendix A]

SIC code	Kind of business and legal form of organization	Firms (number)	Establishments (number)	Receipts (\$1,000)	Annual payroll (\$1,000)	First-quarter payroll (\$1,000)	Paid employees for pay period including Mar. 12 (number)	Proprietors and partners (number)	Unpaid family workers (number)
	<b>SERVICE INDUSTRIES</b>								
	<b>All types</b> .....	<b>7 451</b>	<b>8 048</b>	<b>5 823 025</b>	<b>1 546 078</b>	<b>364 206</b>	<b>111 125</b>	<b>5 068</b>	<b>781</b>
	Corporations .....	3 006	3 582	4 679 143	1 254 319	298 074	91 119	—	—
	Private .....	2 235	2 622	2 761 125	760 758	177 202	58 321	—	—
	Public .....	66	129	567 949	138 755	32 686	8 091	—	—
	Not reported .....	705	831	1 350 069	354 806	88 186	24 707	—	—
	Individual proprietorships .....	4 074	4 094	697 000	140 409	32 098	12 536	4 381	742
	Other .....	371	372	446 882	151 350	34 034	7 470	687	39
<b>472</b>	<b>Arrangement of passenger transportation</b>								
	<b>All types</b> .....	<b>307</b>	<b>384</b>	<b>166 611</b>	<b>19 858</b>	<b>4 677</b>	<b>1 459</b>	<b>148</b>	<b>26</b>
	Corporations .....	175	251	129 125	16 597	3 881	1 155	—	—
	Private .....	143	205	112 811	14 470	3 301	1 008	—	—
	Public .....	2	2	D	D	D	a	D	D
	Not reported .....	30	44	D	D	D	c	D	D
	Individual proprietorships .....	125	126	32 559	2 582	649	270	138	25
	Other .....	7	7	4 927	679	147	34	10	1
<b>70, ex. 702, 704</b>	<b>Hotels &amp; other lodging places</b>								
	<b>All types</b> .....	<b>206</b>	<b>211</b>	<b>D</b>	<b>D</b>	<b>D</b>	<b>j</b>	<b>D</b>	<b>D</b>
	Corporations .....	141	145	720 329	216 403	50 384	13 293	—	—
	Private .....	93	96	449 862	134 113	29 717	8 082	—	—
	Public .....	2	2	D	D	D	b	D	D
	Not reported .....	46	47	D	D	D	i	D	D
	Individual proprietorships .....	51	52	D	D	D	f	D	D
	Other .....	14	14	47 545	16 263	4 128	1 084	24	2
<b>72</b>	<b>Personal services</b>								
	<b>All types</b> .....	<b>860</b>	<b>983</b>	<b>208 593</b>	<b>52 364</b>	<b>11 992</b>	<b>4 944</b>	<b>680</b>	<b>147</b>
	Corporations .....	249	365	137 832	36 865	8 396	3 025	—	—
	Private .....	185	263	109 310	29 488	6 615	2 248	—	—
	Public .....	4	25	9 679	2 994	761	221	—	—
	Not reported .....	60	77	18 843	4 383	1 020	556	—	—
	Individual proprietorships .....	597	604	67 327	15 161	3 534	1 894	661	139
	Other .....	14	14	3 434	338	62	25	19	8
<b>73</b>	<b>Business services</b>								
	<b>All types</b> .....	<b>1 710</b>	<b>1 861</b>	<b>2 251 920</b>	<b>698 677</b>	<b>165 782</b>	<b>57 109</b>	<b>675</b>	<b>125</b>
	Corporations .....	1 105	1 254	2 061 641	640 375	152 682	51 997	—	—
	Private .....	868	940	1 126 307	367 421	87 453	32 655	—	—
	Public .....	22	36	375 595	90 243	20 514	5 556	—	—
	Not reported .....	215	278	559 739	182 711	44 715	13 786	—	—
	Individual proprietorships .....	549	550	120 277	27 096	5 886	2 494	608	120
	Other .....	56	57	70 002	31 206	7 214	2 618	67	5
<b>75</b>	<b>Automotive repair, services, &amp; parking</b>								
	<b>All types</b> .....	<b>1 128</b>	<b>1 235</b>	<b>476 859</b>	<b>79 204</b>	<b>18 115</b>	<b>6 285</b>	<b>847</b>	<b>166</b>
	Corporations .....	312	416	372 168	60 768	13 824	4 282	—	—
	Private .....	214	282	178 004	36 770	8 263	2 559	—	—
	Public .....	6	25	40 733	6 060	1 439	293	—	—
	Not reported .....	92	109	153 431	17 938	4 122	1 430	—	—
	Individual proprietorships .....	800	803	101 944	17 691	4 121	1 935	833	165
	Other .....	16	16	2 747	745	170	68	14	1
<b>76</b>	<b>Miscellaneous repair services</b>								
	<b>All types</b> .....	<b>554</b>	<b>564</b>	<b>239 055</b>	<b>50 083</b>	<b>12 168</b>	<b>3 919</b>	<b>386</b>	<b>78</b>
	Corporations .....	213	223	177 133	37 308	9 237	2 722	—	—
	Private .....	162	170	126 118	28 097	6 827	2 044	—	—
	Public .....	6	8	26 557	3 617	1 011	202	—	—
	Not reported .....	45	45	24 458	5 594	1 399	476	—	—
	Individual proprietorships .....	333	333	58 886	12 352	2 842	1 152	364	74
	Other .....	8	8	3 036	423	89	45	22	4
<b>78</b>	<b>Motion pictures</b>								
	<b>All types</b> .....	<b>127</b>	<b>179</b>	<b>136 366</b>	<b>22 218</b>	<b>5 224</b>	<b>2 335</b>	<b>50</b>	<b>6</b>
	Corporations .....	79	130	128 737	20 940	4 900	2 164	—	—
	Private .....	63	110	102 947	17 414	4 009	1 814	—	—
	Public .....	1	1	D	D	D	a	D	D
	Not reported .....	15	19	D	D	D	e	D	D
	Individual proprietorships .....	47	48	D	D	D	c	D	D
	Other .....	1	1	D	D	D	a	D	D
<b>79</b>	<b>Amusement &amp; recreation services</b>								
	<b>All types</b> .....	<b>327</b>	<b>345</b>	<b>268 630</b>	<b>50 834</b>	<b>11 688</b>	<b>4 498</b>	<b>132</b>	<b>26</b>
	Corporations .....	196	214	240 717	45 817	10 533	3 821	—	—
	Private .....	129	145	91 881	18 118	4 303	2 042	—	—
	Public .....	4	6	37 304	8 998	2 125	439	—	—
	Not reported .....	63	63	111 532	18 701	4 105	1 340	—	—
	Individual proprietorships .....	121	121	21 653	3 816	867	519	124	26
	Other .....	10	10	6 260	1 201	288	158	8	—

See footnotes at end of table.

**Table 9. Legal Form of Organization: 1997—Con.**

[Detail may not add to total because of rounding. For meaning of abbreviations and symbols, see introductory text. For explanation of terms, see Appendix A]

SIC code	Kind of business and legal form of organization	Firms (number)	Establishments (number)	Receipts (\$1,000)	Annual payroll (\$1,000)	First-quarter payroll (\$1,000)	Paid employees for pay period including Mar. 12 (number)	Proprietors and partners (number)	Unpaid family workers (number)
<b>8072</b>	<b>Dental laboratories</b>								
	<b>All types .....</b>	<b>39</b>	<b>39</b>	<b>D</b>	<b>D</b>	<b>D</b>	<b>c</b>	<b>D</b>	<b>D</b>
	Corporations .....	6	6	3 664	892	179	92	—	—
	Private .....	3	3	D	D	D	b	D	D
	Public .....	—	—	—	—	—	—	—	—
	Not reported .....	3	3	D	D	D	b	D	D
	Individual proprietorships .....	29	29	D	D	D	b	D	D
	Other .....	4	4	D	D	D	a	D	D
<b>81</b>	<b>Legal services</b>								
	<b>All types .....</b>	<b>1 252</b>	<b>1 280</b>	<b>462 998</b>	<b>122 271</b>	<b>26 457</b>	<b>5 057</b>	<b>1 460</b>	<b>127</b>
	Corporations .....	65	88	134 467	31 214	6 658	1 149	—	—
	Private .....	33	52	71 889	19 767	4 376	794	—	—
	Public .....	2	2	D	D	D	b	D	D
	Not reported .....	30	34	D	D	D	e	D	D
	Individual proprietorships .....	1 038	1 043	137 975	27 064	5 992	1 966	1 106	117
	Other .....	149	149	190 556	63 993	13 807	1 942	354	10
<b>84</b>	<b>Museums, art galleries, &amp; botanical &amp; zoological gardens</b>								
	<b>All types .....</b>	<b>16</b>	<b>17</b>	<b>6 330</b>	<b>1 287</b>	<b>287</b>	<b>110</b>	<b>6</b>	<b>1</b>
	Corporations .....	6	7	2 042	328	74	31	—	—
	Private .....	3	3	D	D	D	b	D	D
	Public .....	—	—	—	—	—	—	—	—
	Not reported .....	3	4	D	D	D	a	D	D
	Individual proprietorships .....	6	6	1 024	192	43	15	6	1
	Other .....	4	4	3 264	767	170	64	—	—
<b>87 ex. 872</b>	<b>Engineering &amp; management services</b>								
	<b>All types .....</b>	<b>936</b>	<b>950</b>	<b>805 424</b>	<b>208 608</b>	<b>51 412</b>	<b>10 277</b>	<b>564</b>	<b>61</b>
	Corporations .....	469	483	571 288	146 812	37 326	7 388	—	—
	Private .....	346	353	389 655	94 410	22 203	5 014	—	—
	Public .....	18	22	67 471	24 656	6 363	1 269	—	—
	Not reported .....	105	108	114 162	27 746	8 760	1 105	—	—
	Individual proprietorships .....	379	379	119 603	26 160	6 148	1 466	402	54
	Other .....	88	88	114 533	35 636	7 938	1 423	162	7

Note: "Other" includes establishments whose legal form of organization was other than corporations or individual proprietors. Establishments not including their legal form of organization were assigned to one of the three classifications based on their company name.

Table 10. **Summary Statistics by Mall or Shopping Center Location for Commercial Regions: 1997**

[Detail may not add to total because of rounding. For meaning of abbreviations and symbols, see introductory text. For explanation of terms, see Appendix A]

SIC code	Kind of business and mall or shopping center location	Establishments (number)	Receipts (\$1,000)	Annual payroll (\$1,000)	First-quarter payroll (\$1,000)	Paid employees for pay period including Mar. 12 (number)	Proprietors and partners (number)	Unpaid family workers (number)
<b>PUERTO RICO</b>								
	<b>Service industries</b> .....	<b>8 048</b>	<b>5 823 025</b>	<b>1 546 078</b>	<b>364 206</b>	<b>111 125</b>	<b>5 068</b>	<b>781</b>
	In a mall or shopping center .....	337	190 484	59 283	13 253	5 785	114	28
	Not in a mall or shopping center .....	4 171	2 573 117	764 437	177 550	55 738	2 826	569
	Not reported .....	3 540	3 059 424	722 358	173 403	49 602	2 128	184
472	<b>Arrangement of passenger transportation</b> .....	<b>384</b>	<b>166 611</b>	<b>19 858</b>	<b>4 677</b>	<b>1 459</b>	<b>148</b>	<b>26</b>
	In a mall or shopping center .....	31	17 294	1 965	427	146	4	1
	Not in a mall or shopping center .....	180	81 756	9 020	1 981	664	81	17
	Not reported .....	173	67 561	8 873	2 269	649	63	8
70, ex. 702, 704	<b>Hotels &amp; other lodging places</b> .....	<b>211</b>	<b>D</b>	<b>D</b>	<b>D</b>	<b>j</b>	<b>D</b>	<b>D</b>
	In a mall or shopping center .....	-	-	-	-	-	-	-
	Not in a mall or shopping center .....	-	-	-	-	-	-	-
	Not reported .....	211	D	D	D	j	D	D
701	Hotels, paradores & motels .....	206	791 499	238 867	56 014	14 932	80	13
	In a mall or shopping center .....	-	-	-	-	-	-	-
	Not in a mall or shopping center .....	-	-	-	-	-	-	-
	Not reported .....	206	791 499	238 867	56 014	14 932	80	13
703	Camps & recreational vehicle parks .....	5	D	D	D	b	D	D
	In a mall or shopping center .....	-	-	-	-	-	-	-
	Not in a mall or shopping center .....	-	-	-	-	-	-	-
	Not reported .....	5	D	D	D	b	D	D
72	<b>Personal services</b> .....	<b>983</b>	<b>208 593</b>	<b>52 364</b>	<b>11 992</b>	<b>4 944</b>	<b>680</b>	<b>147</b>
	In a mall or shopping center .....	98	20 065	6 967	1 547	586	51	8
	Not in a mall or shopping center .....	493	117 332	28 649	6 767	2 566	381	118
	Not reported .....	392	71 196	16 748	3 678	1 792	248	21
721	Laundry, cleaning, & garment services .....	300	77 602	21 853	5 145	2 026	210	55
	In a mall or shopping center .....	27	3 973	1 323	281	116	15	4
	Not in a mall or shopping center .....	160	52 262	15 393	3 654	1 331	120	44
	Not reported .....	113	21 367	5 137	1 210	579	75	7
722	Photographic studios, portrait .....	64	10 089	2 036	431	175	16	6
	In a mall or shopping center .....	4	D	D	D	a	D	D
	Not in a mall or shopping center .....	17	D	D	D	b	D	D
	Not reported .....	43	6 423	1 364	267	111	2	1
723	Beauty shops .....	343	52 216	14 956	3 147	1 399	281	35
	In a mall or shopping center .....	44	11 522	4 245	950	334	26	3
	Not in a mall or shopping center .....	161	15 802	4 392	889	462	144	25
	Not reported .....	138	24 892	6 319	1 308	603	111	7
724	Barber shops .....	33	4 960	1 767	386	192	25	4
	In a mall or shopping center .....	11	2 238	982	209	85	6	1
	Not in a mall or shopping center .....	11	955	396	85	45	10	2
	Not reported .....	11	1 767	389	92	62	9	1
725	Shoe repair shops & shoeshine parlors .....	12	674	154	37	17	8	3
	In a mall or shopping center .....	1	D	D	D	a	D	D
	Not in a mall or shopping center .....	5	D	D	D	a	D	D
	Not reported .....	6	383	81	22	9	2	-
726	Funeral service & crematories .....	122	33 346	6 509	1 579	597	77	38
	In a mall or shopping center .....	-	-	-	-	-	-	-
	Not in a mall or shopping center .....	88	25 649	5 015	1 248	413	56	35
	Not reported .....	34	7 697	1 494	331	184	21	3
729	Miscellaneous personal services .....	109	29 706	5 089	1 267	538	63	6
	In a mall or shopping center .....	11	1 698	298	76	37	2	-
	Not in a mall or shopping center .....	51	19 341	2 827	743	257	33	4
	Not reported .....	47	8 667	1 964	448	244	28	2
73	<b>Business services</b> .....	<b>1 861</b>	<b>2 251 920</b>	<b>698 677</b>	<b>165 782</b>	<b>57 109</b>	<b>675</b>	<b>125</b>
	In a mall or shopping center .....	49	44 961	27 873	6 256	2 740	16	6
	Not in a mall or shopping center .....	1 032	1 116 724	409 690	95 826	34 815	350	94
	Not reported .....	780	1 090 235	261 114	63 700	19 554	309	25
731	Advertising .....	239	375 575	66 087	15 314	2 591	72	15
	In a mall or shopping center .....	3	1 325	390	90	95	1	1
	Not in a mall or shopping center .....	161	277 756	49 517	11 543	1 676	42	12
	Not reported .....	75	96 494	16 180	3 681	820	29	2
732	Consu credit & mercantile reporting agy & adj & collection agy .....	53	22 902	6 184	1 548	484	13	4
	In a mall or shopping center .....	1	D	D	D	a	D	D
	Not in a mall or shopping center .....	38	D	D	D	e	D	D
	Not reported .....	14	12 214	2 284	615	121	3	-
733	Mailing, reproduction, comm art & photo, & steno serv .....	159	61 098	13 986	3 083	996	78	30
	In a mall or shopping center .....	9	D	D	D	b	D	D
	Not in a mall or shopping center .....	98	D	D	D	f	D	D
	Not reported .....	52	17 620	3 739	941	284	26	9
734	Services to dwellings & other buildings .....	254	221 060	83 308	21 199	12 010	161	18
	In a mall or shopping center .....	3	1 155	818	198	96	-	-
	Not in a mall or shopping center .....	147	139 220	61 672	15 712	9 522	89	13
	Not reported .....	104	80 685	20 818	5 289	2 392	72	5
735	Miscellaneous equipment rental & leasing .....	329	225 363	46 336	10 375	3 124	128	26
	In a mall or shopping center .....	7	5 446	1 287	271	54	1	1
	Not in a mall or shopping center .....	184	117 238	23 329	5 160	1 710	72	20
	Not reported .....	138	102 679	21 720	4 944	1 360	55	5
736	Personal supply services .....	105	358 057	202 050	45 481	15 162	8	-
	In a mall or shopping center .....	1	D	D	D	e	D	D
	Not in a mall or shopping center .....	47	D	D	D	i	D	D
	Not reported .....	57	207 120	86 307	21 074	6 147	5	-

**Table 10. Summary Statistics by Mall or Shopping Center Location for Commercial Regions: 1997—Con.**

[Detail may not add to total because of rounding. For meaning of abbreviations and symbols, see introductory text. For explanation of terms, see Appendix A]

SIC code	Kind of business and mall or shopping center location	Establishments (number)	Receipts (\$1,000)	Annual payroll (\$1,000)	First-quarter payroll (\$1,000)	Paid employees for pay period including Mar. 12 (number)	Proprietors and partners (number)	Unpaid family workers (number)
	<b>PUERTO RICO—Con.</b>							
<b>73</b>	<b>Business services—Con.</b>							
737	Computer programming, data processing, & oth computer related ser .....	240	441 548	64 543	14 850	2 692	54	1
	In a mall or shopping center .....	7	1 670	567	135	27	1	—
	Not in a mall or shopping center .....	128	109 765	29 464	6 600	1 071	24	1
	Not reported .....	105	330 113	34 512	8 115	1 594	29	—
738	Miscellaneous business services .....	482	546 317	216 183	53 932	20 050	161	31
	In a mall or shopping center .....	18	27 824	20 022	4 480	2 153	11	4
	Not in a mall or shopping center .....	229	275 183	120 607	30 411	11 061	60	23
	Not reported .....	235	243 310	75 554	19 041	6 836	90	4
<b>75</b>	<b>Automotive repair, services, &amp; parking .....</b>	<b>1 235</b>	<b>476 859</b>	<b>79 204</b>	<b>18 115</b>	<b>6 285</b>	<b>847</b>	<b>166</b>
	In a mall or shopping center .....	8	7 145	950	227	55	2	1
	Not in a mall or shopping center .....	689	238 014	45 481	10 203	3 468	514	135
	Not reported .....	538	231 700	32 773	7 685	2 762	331	30
751	Automotive rental & leasing, without drivers .....	105	198 990	24 172	5 580	1 136	27	1
	In a mall or shopping center .....	1	D	D	D	a	D	D
	Not in a mall or shopping center .....	51	D	D	D	f	D	D
	Not reported .....	53	108 690	9 538	2 360	417	7	—
752	Automobile parking .....	85	44 015	9 665	2 164	1 071	21	—
	In a mall or shopping center .....	—	—	—	—	—	—	—
	Not in a mall or shopping center .....	19	D	D	D	c	D	D
	Not reported .....	66	D	D	D	f	D	D
753	Automotive repair shops .....	983	207 277	39 833	9 125	3 625	767	162
	In a mall or shopping center .....	6	D	D	D	b	D	D
	Not in a mall or shopping center .....	577	D	D	D	g	D	D
	Not reported .....	400	80 297	15 034	3 427	1 424	293	30
754	Automotive services, except repair .....	62	26 577	5 534	1 246	453	32	3
	In a mall or shopping center .....	1	D	D	D	a	D	D
	Not in a mall or shopping center .....	42	20 900	4 616	1 039	369	19	3
	Not reported .....	19	D	D	D	b	D	D
<b>76</b>	<b>Miscellaneous repair services .....</b>	<b>564</b>	<b>239 055</b>	<b>50 083</b>	<b>12 168</b>	<b>3 919</b>	<b>386</b>	<b>78</b>
	In a mall or shopping center .....	14	17 301	3 806	814	313	2	—
	Not in a mall or shopping center .....	349	156 433	32 743	7 931	2 521	237	51
	Not reported .....	201	65 321	13 534	3 423	1 085	147	27
762	Electrical repair shops .....	308	141 804	28 855	6 737	2 297	205	55
	In a mall or shopping center .....	8	D	D	D	c	D	D
	Not in a mall or shopping center .....	193	102 695	19 169	4 452	1 482	131	37
	Not reported .....	107	D	D	D	f	D	D
763	Watch, clock, & jewelry repair .....	16	2 450	492	94	44	13	1
	In a mall or shopping center .....	2	D	D	D	a	D	D
	Not in a mall or shopping center .....	7	1 090	188	26	18	7	—
	Not reported .....	7	D	D	D	a	D	D
764	Reupholstery & furniture repair .....	34	3 411	857	193	104	28	4
	In a mall or shopping center .....	—	—	—	—	—	—	—
	Not in a mall or shopping center .....	21	1 938	571	132	63	17	2
	Not reported .....	13	1 473	286	61	41	11	2
769	Miscellaneous repair & related services .....	206	91 390	19 879	5 144	1 474	140	18
	In a mall or shopping center .....	4	10 978	862	145	79	2	—
	Not in a mall or shopping center .....	128	50 710	12 815	3 321	958	82	12
	Not reported .....	74	29 702	6 202	1 678	437	56	6
<b>78</b>	<b>Motion pictures .....</b>	<b>179</b>	<b>136 366</b>	<b>22 218</b>	<b>5 224</b>	<b>2 335</b>	<b>50</b>	<b>6</b>
	In a mall or shopping center .....	64	50 048	9 305	2 035	1 272	1	—
	Not in a mall or shopping center .....	52	41 928	6 290	1 562	405	22	4
	Not reported .....	63	44 390	6 623	1 627	658	27	2
781	Motion picture production & allied services .....	39	37 478	6 856	1 611	311	12	—
	In a mall or shopping center .....	—	—	—	—	—	—	—
	Not in a mall or shopping center .....	19	19 581	4 130	948	161	6	—
	Not reported .....	20	17 897	2 726	663	150	6	—
782	Motion picture distribution & allied services .....	13	20 465	1 394	430	65	2	—
	In a mall or shopping center .....	—	—	—	—	—	—	—
	Not in a mall or shopping center .....	7	15 363	1 130	360	49	—	—
	Not reported .....	6	5 102	264	70	16	2	—
783	Motion picture theaters .....	35	38 442	6 627	1 567	1 130	5	—
	In a mall or shopping center .....	14	D	D	D	f	D	D
	Not in a mall or shopping center .....	8	D	D	D	c	D	D
	Not reported .....	13	15 875	2 768	690	375	4	—
784	Video tape rental .....	92	39 981	7 341	1 616	829	31	6
	In a mall or shopping center .....	50	D	D	D	f	D	D
	Not in a mall or shopping center .....	18	D	D	D	b	D	D
	Not reported .....	24	5 516	865	204	117	15	2
<b>79</b>	<b>Amusement &amp; recreation services .....</b>	<b>345</b>	<b>268 630</b>	<b>50 834</b>	<b>11 688</b>	<b>4 498</b>	<b>132</b>	<b>26</b>
	In a mall or shopping center .....	30	13 516	2 455	587	403	4	5
	Not in a mall or shopping center .....	132	63 327	14 208	3 399	1 517	47	19
	Not reported .....	183	191 787	34 171	7 702	2 578	81	2
791	Dance studios, schools, & halls .....	26	6 186	1 701	428	189	8	1
	In a mall or shopping center .....	1	D	D	D	a	D	D
	Not in a mall or shopping center .....	17	D	D	D	b	D	D
	Not reported .....	8	3 246	995	254	107	3	1
792	Theatrical producers (exc movie) bands, orchestras, & entertainer .....	65	87 782	17 561	3 750	1 022	17	2
	In a mall or shopping center .....	1	D	D	D	a	D	D
	Not in a mall or shopping center .....	29	D	D	D	e	D	D
	Not reported .....	35	73 374	14 236	3 067	744	12	1

Table 10. **Summary Statistics by Mall or Shopping Center Location for Commercial Regions: 1997—Con.**

[Detail may not add to total because of rounding. For meaning of abbreviations and symbols, see introductory text. For explanation of terms, see Appendix A]

SIC code	Kind of business and mall or shopping center location	Establishments (number)	Receipts (\$1,000)	Annual payroll (\$1,000)	First-quarter payroll (\$1,000)	Paid employees for pay period including Mar. 12 (number)	Proprietors and partners (number)	Unpaid family workers (number)
	<b>PUERTO RICO—Con.</b>							
<b>79</b>	<b>Amusement &amp; recreation services—Con.</b>							
793	Bowling centers .....	8	6 673	1 570	389	162	1	—
	In a mall or shopping center .....	1	D	D	D	b	D	D
	Not in a mall or shopping center .....	3	D	D	D	b	D	D
	Not reported .....	4	3 661	677	170	63	—	—
794	Commercial sports .....	58	78 983	11 913	2 842	1 002	30	3
	In a mall or shopping center .....	—	—	—	—	—	—	—
	Not in a mall or shopping center .....	17	9 139	1 575	383	193	11	3
	Not reported .....	41	69 844	10 338	2 459	809	19	—
799	Miscellaneous amusement & recreation services ....	188	89 006	18 089	4 279	2 123	76	20
	In a mall or shopping center .....	27	12 071	1 948	460	352	3	5
	Not in a mall or shopping center .....	66	35 273	8 216	2 067	916	26	15
	Not reported .....	95	41 662	7 925	1 752	855	47	—
<b>8072</b>	<b>Dental laboratories .....</b>	<b>39</b>	<b>D</b>	<b>D</b>	<b>D</b>	<b>c</b>	<b>D</b>	<b>D</b>
	In a mall or shopping center .....	—	—	—	—	—	—	—
	Not in a mall or shopping center .....	23	3 209	877	176	88	23	4
	Not reported .....	16	D	D	D	b	D	D
<b>81</b>	<b>Legal services .....</b>	<b>1 280</b>	<b>462 998</b>	<b>122 271</b>	<b>26 457</b>	<b>5 057</b>	<b>1 460</b>	<b>127</b>
	In a mall or shopping center .....	23	3 639	1 006	297	119	22	6
	Not in a mall or shopping center .....	693	255 289	78 907	16 969	2 762	871	82
	Not reported .....	564	204 070	42 358	9 191	2 176	567	39
811	Legal services .....	1 280	462 998	122 271	26 457	5 057	1 460	127
	In a mall or shopping center .....	23	3 639	1 006	297	119	22	6
	Not in a mall or shopping center .....	693	255 289	78 907	16 969	2 762	871	82
	Not reported .....	564	204 070	42 358	9 191	2 176	567	39
<b>84</b>	<b>Museums, art galleries, &amp; botanical &amp; zoological gardens .....</b>	<b>17</b>	<b>6 330</b>	<b>1 287</b>	<b>287</b>	<b>110</b>	<b>6</b>	<b>1</b>
	In a mall or shopping center .....	—	—	—	—	—	—	—
	Not in a mall or shopping center .....	4	1 246	218	54	17	1	—
	Not reported .....	13	5 084	1 069	233	93	5	1
841	Museums & art galleries .....	17	6 330	1 287	287	110	6	1
	In a mall or shopping center .....	—	—	—	—	—	—	—
	Not in a mall or shopping center .....	4	1 246	218	54	17	1	—
	Not reported .....	13	5 084	1 069	233	93	5	1
842	Arboreta & botanical or zoological gardens .....	—	—	—	—	—	—	—
	In a mall or shopping center .....	—	—	—	—	—	—	—
	Not in a mall or shopping center .....	—	—	—	—	—	—	—
	Not reported .....	—	—	—	—	—	—	—
<b>87 ex. 872</b>	<b>Engineering &amp; management services .....</b>	<b>950</b>	<b>805 424</b>	<b>208 608</b>	<b>51 412</b>	<b>10 277</b>	<b>564</b>	<b>61</b>
	In a mall or shopping center .....	20	16 515	4 956	1 063	151	12	1
	Not in a mall or shopping center .....	524	497 859	138 354	32 682	6 915	299	45
	Not reported .....	406	291 050	65 298	17 667	3 211	253	15
871	Engineering, architectural, & surveying services ....	525	393 907	92 987	21 422	4 327	440	51
	In a mall or shopping center .....	13	7 369	1 322	290	55	12	1
	Not in a mall or shopping center .....	303	289 759	70 915	16 435	3 168	247	39
	Not reported .....	209	96 779	20 750	4 697	1 104	181	11
873, ex. 8733	Research, development, & testing serv (exc noncomm research org) .....	59	49 621	15 046	3 535	796	18	3
	In a mall or shopping center .....	—	—	—	—	—	—	—
	Not in a mall or shopping center .....	31	23 998	8 129	1 929	438	11	3
	Not reported .....	28	25 623	6 917	1 606	358	7	—
874	Mgt & public relations services, exc facilities support mgt serv .....	366	361 896	100 575	26 455	5 154	106	7
	In a mall or shopping center .....	7	9 146	3 634	773	96	—	—
	Not in a mall or shopping center .....	190	184 102	59 310	14 318	3 309	41	3
	Not reported .....	169	168 648	37 631	11 364	1 749	65	4

See footnotes at end of table.

Table 10. **Summary Statistics by Mall or Shopping Center Location for Commercial Regions: 1997—Con.**

[Detail may not add to total because of rounding. For meaning of abbreviations and symbols, see introductory text. For explanation of terms, see Appendix A]

SIC code	Kind of business and mall or shopping center location	Establishments (number)	Receipts (\$1,000)	Annual payroll (\$1,000)	First-quarter payroll (\$1,000)	Paid employees for pay period including Mar. 12 (number)	Proprietors and partners (number)	Unpaid family workers (number)
<b>Aguadilla Region</b>								
	<b>Service industries</b> .....	<b>346</b>	<b>62 747</b>	<b>15 917</b>	<b>3 594</b>	<b>1 909</b>	<b>274</b>	<b>69</b>
	In a mall or shopping center .....	16	3 975	855	153	124	4	3
	Not in a mall or shopping center .....	183	26 692	6 573	1 535	872	165	48
	Not reported .....	147	32 080	8 489	1 906	913	105	18
472	<b>Arrangement of passenger transportation</b> .....	<b>18</b>	<b>D</b>	<b>D</b>	<b>D</b>	<b>b</b>	<b>D</b>	<b>D</b>
	In a mall or shopping center .....	8	D	D	D	a	D	D
	Not in a mall or shopping center .....	8	D	D	D	a	D	D
	Not reported .....	10	D	D	D	a	D	D
70, ex. 702, 704	<b>Hotels &amp; other lodging places</b> .....	<b>15</b>	<b>9 213</b>	<b>2 348</b>	<b>580</b>	<b>298</b>	<b>4</b>	<b>-</b>
	In a mall or shopping center .....	-	-	-	-	-	-	-
	Not in a mall or shopping center .....	-	-	-	-	-	-	-
	Not reported .....	15	9 213	2 348	580	298	4	-
72	<b>Personal services</b> .....	<b>55</b>	<b>6 094</b>	<b>1 162</b>	<b>265</b>	<b>165</b>	<b>46</b>	<b>14</b>
	In a mall or shopping center .....	4	D	D	D	a	D	D
	Not in a mall or shopping center .....	30	3 276	521	125	76	26	9
	Not reported .....	21	D	D	D	b	D	D
73	<b>Business services</b> .....	<b>57</b>	<b>14 315</b>	<b>5 836</b>	<b>1 360</b>	<b>761</b>	<b>38</b>	<b>14</b>
	In a mall or shopping center .....	2	D	D	D	a	D	D
	Not in a mall or shopping center .....	27	7 769	3 152	735	472	23	11
	Not reported .....	28	D	D	D	e	D	D
75	<b>Automotive repair, services, &amp; parking</b> .....	<b>62</b>	<b>8 879</b>	<b>1 412</b>	<b>321</b>	<b>161</b>	<b>56</b>	<b>10</b>
	In a mall or shopping center .....	-	-	-	-	-	-	-
	Not in a mall or shopping center .....	37	5 563	840	185	95	34	6
	Not reported .....	25	3 316	572	136	66	22	4
76	<b>Miscellaneous repair services</b> .....	<b>22</b>	<b>D</b>	<b>D</b>	<b>D</b>	<b>b</b>	<b>D</b>	<b>D</b>
	In a mall or shopping center .....	-	-	-	-	-	-	-
	Not in a mall or shopping center .....	17	D	D	D	b	D	D
	Not reported .....	5	D	D	D	b	D	D
78	<b>Motion pictures</b> .....	<b>12</b>	<b>D</b>	<b>D</b>	<b>D</b>	<b>b</b>	<b>D</b>	<b>D</b>
	In a mall or shopping center .....	5	D	D	D	b	D	D
	Not in a mall or shopping center .....	4	229	52	13	12	4	2
	Not reported .....	3	D	D	D	a	D	D
79	<b>Amusement &amp; recreation services</b> .....	<b>10</b>	<b>4 048</b>	<b>1 328</b>	<b>237</b>	<b>131</b>	<b>2</b>	<b>1</b>
	In a mall or shopping center .....	3	D	D	D	b	D	D
	Not in a mall or shopping center .....	3	D	D	D	b	D	D
	Not reported .....	4	2 003	883	114	53	-	-
8072	<b>Dental laboratories</b> .....	<b>2</b>	<b>D</b>	<b>D</b>	<b>D</b>	<b>a</b>	<b>D</b>	<b>D</b>
	In a mall or shopping center .....	-	-	-	-	-	-	-
	Not in a mall or shopping center .....	2	D	D	D	a	D	D
	Not reported .....	-	-	-	-	-	-	-
81	<b>Legal services</b> .....	<b>76</b>	<b>8 339</b>	<b>1 583</b>	<b>382</b>	<b>143</b>	<b>75</b>	<b>13</b>
	In a mall or shopping center .....	2	D	D	D	a	D	D
	Not in a mall or shopping center .....	44	3 041	591	150	70	43	5
	Not reported .....	30	D	D	D	b	D	D
84	<b>Museums, art galleries, &amp; botanical &amp; zoological gardens</b> .....	<b>-</b>	<b>-</b>	<b>-</b>	<b>-</b>	<b>-</b>	<b>-</b>	<b>-</b>
	In a mall or shopping center .....	-	-	-	-	-	-	-
	Not in a mall or shopping center .....	-	-	-	-	-	-	-
	Not reported .....	-	-	-	-	-	-	-
87 ex. 872	<b>Engineering &amp; management services</b> .....	<b>17</b>	<b>3 243</b>	<b>650</b>	<b>143</b>	<b>55</b>	<b>15</b>	<b>-</b>
	In a mall or shopping center .....	-	-	-	-	-	-	-
	Not in a mall or shopping center .....	11	2 839	521	109	41	10	-
	Not reported .....	6	404	129	34	14	5	-
<b>Arecibo Region</b>								
	<b>Service industries</b> .....	<b>508</b>	<b>189 934</b>	<b>65 235</b>	<b>13 849</b>	<b>5 098</b>	<b>384</b>	<b>87</b>
	In a mall or shopping center .....	30	13 702	6 165	1 371	468	14	4
	Not in a mall or shopping center .....	254	94 232	39 186	7 897	2 927	216	62
	Not reported .....	224	82 000	19 884	4 581	1 703	154	21
472	<b>Arrangement of passenger transportation</b> .....	<b>26</b>	<b>9 914</b>	<b>583</b>	<b>125</b>	<b>52</b>	<b>10</b>	<b>2</b>
	In a mall or shopping center .....	2	D	D	D	a	D	D
	Not in a mall or shopping center .....	8	3 803	211	46	18	7	1
	Not reported .....	16	D	D	D	b	D	D
70, ex. 702, 704	<b>Hotels &amp; other lodging places</b> .....	<b>10</b>	<b>D</b>	<b>D</b>	<b>D</b>	<b>b</b>	<b>D</b>	<b>D</b>
	In a mall or shopping center .....	-	-	-	-	-	-	-
	Not in a mall or shopping center .....	-	-	-	-	-	-	-
	Not reported .....	10	D	D	D	b	D	D
72	<b>Personal services</b> .....	<b>77</b>	<b>13 570</b>	<b>3 311</b>	<b>732</b>	<b>369</b>	<b>51</b>	<b>10</b>
	In a mall or shopping center .....	10	2 146	582	123	68	5	-
	Not in a mall or shopping center .....	39	5 996	1 391	316	160	30	10
	Not reported .....	28	5 428	1 338	293	141	16	-
73	<b>Business services</b> .....	<b>91</b>	<b>94 266</b>	<b>46 970</b>	<b>9 772</b>	<b>3 430</b>	<b>52</b>	<b>12</b>
	In a mall or shopping center .....	3	D	D	D	e	D	D
	Not in a mall or shopping center .....	45	45 147	29 532	5 685	2 055	25	7
	Not reported .....	43	D	D	D	g	D	D
75	<b>Automotive repair, services, &amp; parking</b> .....	<b>107</b>	<b>16 870</b>	<b>2 865</b>	<b>643</b>	<b>309</b>	<b>99</b>	<b>32</b>
	In a mall or shopping center .....	2	D	D	D	a	D	D
	Not in a mall or shopping center .....	64	11 414	1 929	434	215	67	25
	Not reported .....	41	D	D	D	b	D	D
76	<b>Miscellaneous repair services</b> .....	<b>34</b>	<b>6 896</b>	<b>1 272</b>	<b>274</b>	<b>115</b>	<b>29</b>	<b>9</b>
	In a mall or shopping center .....	2	D	D	D	a	D	D
	Not in a mall or shopping center .....	19	5 188	882	195	77	19	5
	Not reported .....	13	D	D	D	b	D	D

Table 10. **Summary Statistics by Mall or Shopping Center Location for Commercial Regions: 1997—Con.**

[Detail may not add to total because of rounding. For meaning of abbreviations and symbols, see introductory text. For explanation of terms, see Appendix A]

SIC code	Kind of business and mall or shopping center location	Establishments (number)	Receipts (\$1,000)	Annual payroll (\$1,000)	First-quarter payroll (\$1,000)	Paid employees for pay period including Mar. 12 (number)	Proprietors and partners (number)	Unpaid family workers (number)
<b>Arecibo Region—Con.</b>								
78	<b>Motion pictures</b> .....	<b>9</b>	<b>D</b>	<b>D</b>	<b>D</b>	<b>c</b>	<b>D</b>	<b>D</b>
	In a mall or shopping center .....	4	D	D	D	b	D	D
	Not in a mall or shopping center .....	2	D	D	D	b	D	D
	Not reported .....	3	D	D	D	a	D	D
79	<b>Amusement &amp; recreation services</b> .....	<b>11</b>	<b>4 080</b>	<b>849</b>	<b>190</b>	<b>113</b>	<b>6</b>	<b>3</b>
	In a mall or shopping center .....	2	D	D	D	b	D	D
	Not in a mall or shopping center .....	2	D	D	D	b	D	D
	Not reported .....	7	1 281	302	60	25	5	—
8072	<b>Dental laboratories</b> .....	<b>4</b>	<b>D</b>	<b>D</b>	<b>D</b>	<b>b</b>	<b>D</b>	<b>D</b>
	In a mall or shopping center .....	—	—	—	—	—	—	—
	Not in a mall or shopping center .....	1	D	D	D	a	D	D
	Not reported .....	3	D	D	D	b	D	D
81	<b>Legal services</b> .....	<b>96</b>	<b>17 615</b>	<b>3 509</b>	<b>796</b>	<b>238</b>	<b>94</b>	<b>13</b>
	In a mall or shopping center .....	3	233	32	12	4	3	1
	Not in a mall or shopping center .....	51	7 227	1 509	354	118	54	7
	Not reported .....	42	10 155	1 968	430	116	37	5
84	<b>Museums, art galleries, &amp; botanical &amp; zoological gardens</b> .....	<b>—</b>	<b>—</b>	<b>—</b>	<b>—</b>	<b>—</b>	<b>—</b>	<b>—</b>
	In a mall or shopping center .....	—	—	—	—	—	—	—
	Not in a mall or shopping center .....	—	—	—	—	—	—	—
	Not reported .....	—	—	—	—	—	—	—
87 ex. 872	<b>Engineering &amp; management services</b> .....	<b>43</b>	<b>16 039</b>	<b>3 888</b>	<b>907</b>	<b>227</b>	<b>28</b>	<b>2</b>
	In a mall or shopping center .....	2	D	D	D	a	D	D
	Not in a mall or shopping center .....	23	12 304	3 135	727	174	11	2
	Not reported .....	18	D	D	D	b	D	D
<b>Bayamón Region</b>								
	<b>Service industries</b> .....	<b>1 044</b>	<b>641 226</b>	<b>163 712</b>	<b>37 833</b>	<b>11 472</b>	<b>680</b>	<b>122</b>
	In a mall or shopping center .....	37	28 888	5 335	1 161	503	13	3
	Not in a mall or shopping center .....	538	288 349	69 401	14 987	5 556	360	83
	Not reported .....	469	323 989	88 976	21 685	5 413	307	36
472	<b>Arrangement of passenger transportation</b> .....	<b>41</b>	<b>D</b>	<b>D</b>	<b>D</b>	<b>b</b>	<b>D</b>	<b>D</b>
	In a mall or shopping center .....	4	D	D	D	a	D	D
	Not in a mall or shopping center .....	20	D	D	D	b	D	D
	Not reported .....	17	D	D	D	b	D	D
70, ex. 702, 704	<b>Hotels &amp; other lodging places</b> .....	<b>8</b>	<b>D</b>	<b>D</b>	<b>D</b>	<b>g</b>	<b>D</b>	<b>D</b>
	In a mall or shopping center .....	—	—	—	—	—	—	—
	Not in a mall or shopping center .....	—	—	—	—	—	—	—
	Not reported .....	8	D	D	D	g	D	D
72	<b>Personal services</b> .....	<b>142</b>	<b>39 728</b>	<b>10 594</b>	<b>2 365</b>	<b>895</b>	<b>98</b>	<b>18</b>
	In a mall or shopping center .....	10	988	324	61	36	6	1
	Not in a mall or shopping center .....	67	28 649	7 923	1 786	600	49	15
	Not reported .....	65	10 091	2 347	518	259	43	2
73	<b>Business services</b> .....	<b>268</b>	<b>198 121</b>	<b>66 457</b>	<b>15 313</b>	<b>5 584</b>	<b>118</b>	<b>16</b>
	In a mall or shopping center .....	1	D	D	D	a	D	D
	Not in a mall or shopping center .....	154	106 278	38 932	8 506	3 463	64	12
	Not reported .....	113	D	D	D	g	D	D
75	<b>Automotive repair, services, &amp; parking</b> .....	<b>233</b>	<b>65 672</b>	<b>13 496</b>	<b>2 936</b>	<b>1 062</b>	<b>175</b>	<b>39</b>
	In a mall or shopping center .....	2	D	D	D	a	D	D
	Not in a mall or shopping center .....	115	37 664	8 258	1 636	614	89	27
	Not reported .....	116	D	D	D	e	D	D
76	<b>Miscellaneous repair services</b> .....	<b>104</b>	<b>42 283</b>	<b>7 306</b>	<b>1 615</b>	<b>647</b>	<b>80</b>	<b>24</b>
	In a mall or shopping center .....	3	D	D	D	c	D	D
	Not in a mall or shopping center .....	61	21 746	3 909	856	331	48	11
	Not reported .....	40	D	D	D	c	D	D
78	<b>Motion pictures</b> .....	<b>18</b>	<b>10 250</b>	<b>1 615</b>	<b>374</b>	<b>217</b>	<b>6</b>	<b>—</b>
	In a mall or shopping center .....	7	D	D	D	c	D	D
	Not in a mall or shopping center .....	5	D	D	D	a	D	D
	Not reported .....	6	D	D	D	b	D	D
79	<b>Amusement &amp; recreation services</b> .....	<b>41</b>	<b>15 294</b>	<b>2 674</b>	<b>615</b>	<b>284</b>	<b>17</b>	<b>7</b>
	In a mall or shopping center .....	4	1 965	544	136	64	—	—
	Not in a mall or shopping center .....	16	5 296	815	157	47	7	6
	Not reported .....	21	8 033	1 315	322	173	10	1
8072	<b>Dental laboratories</b> .....	<b>8</b>	<b>D</b>	<b>D</b>	<b>D</b>	<b>b</b>	<b>D</b>	<b>D</b>
	In a mall or shopping center .....	—	—	—	—	—	—	—
	Not in a mall or shopping center .....	7	D	D	D	b	D	D
	Not reported .....	1	D	D	D	a	D	D
81	<b>Legal services</b> .....	<b>104</b>	<b>66 480</b>	<b>12 263</b>	<b>2 584</b>	<b>417</b>	<b>102</b>	<b>8</b>
	In a mall or shopping center .....	4	1 378	434	108	27	4	1
	Not in a mall or shopping center .....	54	6 359	1 151	219	84	56	7
	Not reported .....	46	58 743	10 678	2 257	306	42	—
84	<b>Museums, art galleries, &amp; botanical &amp; zoological gardens</b> .....	<b>1</b>	<b>D</b>	<b>D</b>	<b>D</b>	<b>a</b>	<b>D</b>	<b>D</b>
	In a mall or shopping center .....	—	—	—	—	—	—	—
	Not in a mall or shopping center .....	1	D	D	D	a	D	D
	Not reported .....	—	—	—	—	—	—	—
87 ex. 872	<b>Engineering &amp; management services</b> .....	<b>76</b>	<b>101 120</b>	<b>14 785</b>	<b>3 445</b>	<b>584</b>	<b>48</b>	<b>6</b>
	In a mall or shopping center .....	2	D	D	D	a	D	D
	Not in a mall or shopping center .....	38	76 185	7 357	1 628	325	24	3
	Not reported .....	36	D	D	D	e	D	D



Table 10. **Summary Statistics by Mall or Shopping Center Location for Commercial Regions: 1997—Con.**

[Detail may not add to total because of rounding. For meaning of abbreviations and symbols, see introductory text. For explanation of terms, see Appendix A]

SIC code	Kind of business and mall or shopping center location	Establishments (number)	Receipts (\$1,000)	Annual payroll (\$1,000)	First-quarter payroll (\$1,000)	Paid employees for pay period including Mar. 12 (number)	Proprietors and partners (number)	Unpaid family workers (number)
<b>Caguas Region</b>								
	<b>Service industries</b> .....	<b>829</b>	<b>563 086</b>	<b>121 351</b>	<b>27 690</b>	<b>9 515</b>	<b>533</b>	<b>66</b>
	In a mall or shopping center .....	33	12 078	2 486	568	315	9	—
	Not in a mall or shopping center .....	423	143 506	57 941	12 963	4 982	303	53
	Not reported .....	373	407 502	60 924	14 159	4 218	221	13
472	<b>Arrangement of passenger transportation</b> .....	<b>40</b>	<b>5 428</b>	<b>1 214</b>	<b>157</b>	<b>70</b>	<b>10</b>	<b>5</b>
	In a mall or shopping center .....	2	D	D	D	a	D	D
	Not in a mall or shopping center .....	15	D	D	D	b	D	D
	Not reported .....	23	D	D	D	b	D	D
70, ex. 702, 704	<b>Hotels &amp; other lodging places</b> .....	<b>17</b>	<b>39 937</b>	<b>13 439</b>	<b>3 331</b>	<b>742</b>	<b>6</b>	<b>—</b>
	In a mall or shopping center .....	—	—	—	—	—	—	—
	Not in a mall or shopping center .....	—	—	—	—	—	—	—
	Not reported .....	17	39 937	13 439	3 331	742	6	—
72	<b>Personal services</b> .....	<b>117</b>	<b>18 357</b>	<b>4 306</b>	<b>960</b>	<b>437</b>	<b>80</b>	<b>11</b>
	In a mall or shopping center .....	9	948	363	80	35	5	—
	Not in a mall or shopping center .....	60	8 865	2 110	495	191	46	9
	Not reported .....	48	8 544	1 833	385	211	29	2
73	<b>Business services</b> .....	<b>166</b>	<b>380 477</b>	<b>75 432</b>	<b>17 270</b>	<b>6 063</b>	<b>61</b>	<b>8</b>
	In a mall or shopping center .....	8	2 115	560	112	65	3	—
	Not in a mall or shopping center .....	88	87 877	42 738	9 609	3 895	33	8
	Not reported .....	70	290 485	32 134	7 549	2 103	25	—
75	<b>Automotive repair, services, &amp; parking</b> .....	<b>164</b>	<b>30 976</b>	<b>6 469</b>	<b>1 480</b>	<b>588</b>	<b>119</b>	<b>17</b>
	In a mall or shopping center .....	1	D	D	D	a	D	D
	Not in a mall or shopping center .....	97	14 623	3 791	875	320	79	16
	Not reported .....	66	D	D	D	e	D	D
76	<b>Miscellaneous repair services</b> .....	<b>65</b>	<b>15 479</b>	<b>4 724</b>	<b>1 125</b>	<b>334</b>	<b>56</b>	<b>10</b>
	In a mall or shopping center .....	—	—	—	—	—	—	—
	Not in a mall or shopping center .....	37	8 575	3 049	734	216	28	8
	Not reported .....	28	6 904	1 675	391	118	28	2
78	<b>Motion pictures</b> .....	<b>10</b>	<b>D</b>	<b>D</b>	<b>D</b>	<b>c</b>	<b>D</b>	<b>D</b>
	In a mall or shopping center .....	8	D	D	D	c	D	D
	Not in a mall or shopping center .....	1	D	D	D	a	D	D
	Not reported .....	1	D	D	D	a	D	D
79	<b>Amusement &amp; recreation services</b> .....	<b>38</b>	<b>14 615</b>	<b>1 936</b>	<b>411</b>	<b>272</b>	<b>17</b>	<b>—</b>
	In a mall or shopping center .....	3	D	D	D	b	D	D
	Not in a mall or shopping center .....	14	1 655	244	58	42	7	—
	Not reported .....	21	D	D	D	c	D	D
8072	<b>Dental laboratories</b> .....	<b>2</b>	<b>D</b>	<b>D</b>	<b>D</b>	<b>a</b>	<b>D</b>	<b>D</b>
	In a mall or shopping center .....	—	—	—	—	—	—	—
	Not in a mall or shopping center .....	2	D	D	D	a	D	D
	Not reported .....	—	—	—	—	—	—	—
81	<b>Legal services</b> .....	<b>156</b>	<b>20 680</b>	<b>3 944</b>	<b>864</b>	<b>303</b>	<b>156</b>	<b>11</b>
	In a mall or shopping center .....	1	D	D	D	a	D	D
	Not in a mall or shopping center .....	84	D	D	D	c	D	D
	Not reported .....	71	D	D	D	c	D	D
84	<b>Museums, art galleries, &amp; botanical &amp; zoological gardens</b> .....	<b>—</b>	<b>—</b>	<b>—</b>	<b>—</b>	<b>—</b>	<b>—</b>	<b>—</b>
	In a mall or shopping center .....	—	—	—	—	—	—	—
	Not in a mall or shopping center .....	—	—	—	—	—	—	—
	Not reported .....	—	—	—	—	—	—	—
87 ex. 872	<b>Engineering &amp; management services</b> .....	<b>54</b>	<b>30 182</b>	<b>8 718</b>	<b>1 802</b>	<b>538</b>	<b>24</b>	<b>4</b>
	In a mall or shopping center .....	1	D	D	D	a	D	D
	Not in a mall or shopping center .....	25	12 419	4 039	843	178	11	3
	Not reported .....	28	D	D	D	e	D	D
<b>Fajardo Region</b>								
	<b>Service industries</b> .....	<b>199</b>	<b>257 504</b>	<b>65 150</b>	<b>19 826</b>	<b>4 262</b>	<b>131</b>	<b>26</b>
	In a mall or shopping center .....	2	D	D	D	b	D	D
	Not in a mall or shopping center .....	99	47 767	12 162	3 001	816	74	21
	Not reported .....	98	D	D	D	h	D	D
472	<b>Arrangement of passenger transportation</b> .....	<b>14</b>	<b>D</b>	<b>D</b>	<b>D</b>	<b>b</b>	<b>D</b>	<b>D</b>
	In a mall or shopping center .....	—	—	—	—	—	—	—
	Not in a mall or shopping center .....	7	D	D	D	b	D	D
	Not reported .....	7	D	D	D	b	D	D
70, ex. 702, 704	<b>Hotels &amp; other lodging places</b> .....	<b>17</b>	<b>D</b>	<b>D</b>	<b>D</b>	<b>h</b>	<b>D</b>	<b>D</b>
	In a mall or shopping center .....	—	—	—	—	—	—	—
	Not in a mall or shopping center .....	—	—	—	—	—	—	—
	Not reported .....	17	D	D	D	h	D	D
72	<b>Personal services</b> .....	<b>21</b>	<b>4 181</b>	<b>696</b>	<b>162</b>	<b>76</b>	<b>16</b>	<b>5</b>
	In a mall or shopping center .....	—	—	—	—	—	—	—
	Not in a mall or shopping center .....	10	2 661	362	77	37	8	5
	Not reported .....	11	1 520	334	85	39	8	—
73	<b>Business services</b> .....	<b>30</b>	<b>14 488</b>	<b>3 699</b>	<b>1 002</b>	<b>297</b>	<b>18</b>	<b>7</b>
	In a mall or shopping center .....	—	—	—	—	—	—	—
	Not in a mall or shopping center .....	17	4 759	1 278	328	101	10	5
	Not reported .....	13	9 729	2 421	674	196	8	2
75	<b>Automotive repair, services, &amp; parking</b> .....	<b>49</b>	<b>9 045</b>	<b>1 266</b>	<b>297</b>	<b>125</b>	<b>39</b>	<b>8</b>
	In a mall or shopping center .....	—	—	—	—	—	—	—
	Not in a mall or shopping center .....	29	4 876	745	183	68	25	6
	Not reported .....	20	4 169	521	114	57	14	2
76	<b>Miscellaneous repair services</b> .....	<b>8</b>	<b>D</b>	<b>D</b>	<b>D</b>	<b>a</b>	<b>D</b>	<b>D</b>
	In a mall or shopping center .....	—	—	—	—	—	—	—
	Not in a mall or shopping center .....	6	D	D	D	a	D	D
	Not reported .....	2	D	D	D	a	D	D

Table 10. **Summary Statistics by Mall or Shopping Center Location for Commercial Regions: 1997—Con.**

[Detail may not add to total because of rounding. For meaning of abbreviations and symbols, see introductory text. For explanation of terms, see Appendix A]

SIC code	Kind of business and mall or shopping center location	Establishments (number)	Receipts (\$1,000)	Annual payroll (\$1,000)	First-quarter payroll (\$1,000)	Paid employees for pay period including Mar. 12 (number)	Proprietors and partners (number)	Unpaid family workers (number)
<b>Fajardo Region—Con.</b>								
78	<b>Motion pictures</b> .....	4	D	D	D	b	D	D
	In a mall or shopping center .....	1	D	D	D	a	D	D
	Not in a mall or shopping center .....	1	D	D	D	b	D	D
	Not reported .....	2	D	D	D	a	D	D
79	<b>Amusement &amp; recreation services</b> .....	18	11 760	3 049	651	293	10	2
	In a mall or shopping center .....	—	—	—	—	—	—	—
	Not in a mall or shopping center .....	10	6 073	2 161	451	173	5	2
	Not reported .....	8	5 687	888	200	120	5	—
8072	<b>Dental laboratories</b> .....	—	—	—	—	—	—	—
	In a mall or shopping center .....	—	—	—	—	—	—	—
	Not in a mall or shopping center .....	—	—	—	—	—	—	—
	Not reported .....	—	—	—	—	—	—	—
81	<b>Legal services</b> .....	25	4 702	669	156	49	22	1
	In a mall or shopping center .....	1	D	D	D	a	D	D
	Not in a mall or shopping center .....	14	D	D	D	b	D	D
	Not reported .....	10	D	D	D	a	D	D
84	<b>Museums, art galleries, &amp; botanical &amp; zoological gardens</b> .....	—	—	—	—	—	—	—
	In a mall or shopping center .....	—	—	—	—	—	—	—
	Not in a mall or shopping center .....	—	—	—	—	—	—	—
	Not reported .....	—	—	—	—	—	—	—
87 ex. 872	<b>Engineering &amp; management services</b> .....	13	39 778	11 372	5 042	401	6	—
	In a mall or shopping center .....	—	—	—	—	—	—	—
	Not in a mall or shopping center .....	5	19 193	6 564	1 714	322	4	—
	Not reported .....	8	20 585	4 808	3 328	79	2	—
<b>Guayama Region</b>								
	<b>Service industries</b> .....	133	56 537	12 099	2 790	1 033	95	14
	In a mall or shopping center .....	7	D	D	D	b	D	D
	Not in a mall or shopping center .....	65	8 945	1 583	326	179	59	11
	Not reported .....	61	D	D	D	f	D	D
472	<b>Arrangement of passenger transportation</b> .....	6	323	59	16	10	6	1
	In a mall or shopping center .....	—	—	—	—	—	—	—
	Not in a mall or shopping center .....	3	D	D	D	a	D	D
	Not reported .....	3	D	D	D	a	D	D
70, ex. 702, 704	<b>Hotels &amp; other lodging places</b> .....	7	1 072	371	108	63	—	—
	In a mall or shopping center .....	—	—	—	—	—	—	—
	Not in a mall or shopping center .....	—	—	—	—	—	—	—
	Not reported .....	7	1 072	371	108	63	—	—
72	<b>Personal services</b> .....	27	3 087	600	150	74	17	3
	In a mall or shopping center .....	3	D	D	D	a	D	D
	Not in a mall or shopping center .....	14	1 352	225	56	37	13	3
	Not reported .....	10	D	D	D	b	D	D
73	<b>Business services</b> .....	23	5 469	1 392	235	110	15	4
	In a mall or shopping center .....	—	—	—	—	—	—	—
	Not in a mall or shopping center .....	11	2 056	373	59	30	7	2
	Not reported .....	12	3 413	1 019	176	80	8	2
75	<b>Automotive repair, services, &amp; parking</b> .....	19	1 968	376	91	48	21	4
	In a mall or shopping center .....	—	—	—	—	—	—	—
	Not in a mall or shopping center .....	12	942	260	62	35	15	4
	Not reported .....	7	1 026	116	29	13	6	—
76	<b>Miscellaneous repair services</b> .....	6	D	D	D	a	D	D
	In a mall or shopping center .....	—	—	—	—	—	—	—
	Not in a mall or shopping center .....	5	D	D	D	a	D	D
	Not reported .....	1	D	D	D	a	D	D
78	<b>Motion pictures</b> .....	5	1 695	305	57	39	2	—
	In a mall or shopping center .....	3	D	D	D	b	D	D
	Not in a mall or shopping center .....	2	D	D	D	a	D	D
	Not reported .....	—	—	—	—	—	—	—
79	<b>Amusement &amp; recreation services</b> .....	11	9 131	1 489	327	181	4	—
	In a mall or shopping center .....	1	D	D	D	a	D	D
	Not in a mall or shopping center .....	3	D	D	D	b	D	D
	Not reported .....	7	D	D	D	c	D	D
8072	<b>Dental laboratories</b> .....	2	D	D	D	a	D	D
	In a mall or shopping center .....	—	—	—	—	—	—	—
	Not in a mall or shopping center .....	1	D	D	D	a	D	D
	Not reported .....	1	D	D	D	a	D	D
81	<b>Legal services</b> .....	15	3 346	618	128	30	15	1
	In a mall or shopping center .....	—	—	—	—	—	—	—
	Not in a mall or shopping center .....	9	921	190	34	11	9	1
	Not reported .....	6	2 425	428	94	19	6	—
84	<b>Museums, art galleries, &amp; botanical &amp; zoological gardens</b> .....	—	—	—	—	—	—	—
	In a mall or shopping center .....	—	—	—	—	—	—	—
	Not in a mall or shopping center .....	—	—	—	—	—	—	—
	Not reported .....	—	—	—	—	—	—	—
87 ex. 872	<b>Engineering &amp; management services</b> .....	12	29 572	6 759	1 649	465	5	—
	In a mall or shopping center .....	—	—	—	—	—	—	—
	Not in a mall or shopping center .....	5	1 824	242	51	15	1	—
	Not reported .....	7	27 748	6 517	1 598	450	4	—

**Table 10. Summary Statistics by Mall or Shopping Center Location for Commercial Regions: 1997—Con.**

[Detail may not add to total because of rounding. For meaning of abbreviations and symbols, see introductory text. For explanation of terms, see Appendix A]

SIC code	Kind of business and mall or shopping center location	Establishments (number)	Receipts (\$1,000)	Annual payroll (\$1,000)	First-quarter payroll (\$1,000)	Paid employees for pay period including Mar. 12 (number)	Proprietors and partners (number)	Unpaid family workers (number)
	<b>Mayagüez Region</b>							
	<b>Service industries</b> .....	<b>553</b>	<b>176 593</b>	<b>60 475</b>	<b>13 429</b>	<b>5 263</b>	<b>413</b>	<b>78</b>
	In a mall or shopping center .....	26	7 507	1 916	431	181	15	5
	Not in a mall or shopping center .....	283	64 534	27 672	5 773	2 417	241	55
	Not reported .....	244	104 552	30 887	7 225	2 665	157	18
472	<b>Arrangement of passenger transportation</b> .....	<b>25</b>	<b>5 247</b>	<b>682</b>	<b>158</b>	<b>57</b>	<b>12</b>	<b>—</b>
	In a mall or shopping center .....	—	—	—	—	—	—	—
	Not in a mall or shopping center .....	8	2 200	151	44	17	5	—
	Not reported .....	17	3 047	531	114	40	7	—
70, ex. 702, 704	<b>Hotels &amp; other lodging places</b> .....	<b>38</b>	<b>D</b>	<b>D</b>	<b>D</b>	<b>f</b>	<b>D</b>	<b>D</b>
	In a mall or shopping center .....	—	—	—	—	—	—	—
	Not in a mall or shopping center .....	—	—	—	—	—	—	—
	Not reported .....	38	D	D	D	f	D	D
72	<b>Personal services</b> .....	<b>92</b>	<b>11 096</b>	<b>2 451</b>	<b>526</b>	<b>290</b>	<b>82</b>	<b>22</b>
	In a mall or shopping center .....	9	1 031	317	75	37	7	—
	Not in a mall or shopping center .....	54	6 349	1 205	234	132	54	18
	Not reported .....	29	3 716	929	217	121	21	4
73	<b>Business services</b> .....	<b>100</b>	<b>70 955</b>	<b>35 274</b>	<b>7 314</b>	<b>2 869</b>	<b>45</b>	<b>9</b>
	In a mall or shopping center .....	3	341	35	9	5	3	2
	Not in a mall or shopping center .....	58	36 832	22 114	4 532	1 808	25	5
	Not reported .....	39	33 782	13 125	2 773	1 056	17	2
75	<b>Automotive repair, services, &amp; parking</b> .....	<b>87</b>	<b>14 006</b>	<b>2 513</b>	<b>577</b>	<b>263</b>	<b>66</b>	<b>11</b>
	In a mall or shopping center .....	—	—	—	—	—	—	—
	Not in a mall or shopping center .....	55	5 102	1 074	234	137	46	11
	Not reported .....	32	8 904	1 439	343	126	20	—
76	<b>Miscellaneous repair services</b> .....	<b>36</b>	<b>10 166</b>	<b>2 589</b>	<b>634</b>	<b>241</b>	<b>26</b>	<b>7</b>
	In a mall or shopping center .....	2	D	D	D	b	D	D
	Not in a mall or shopping center .....	19	D	D	D	b	D	D
	Not reported .....	15	6 570	1 294	315	132	9	2
78	<b>Motion pictures</b> .....	<b>8</b>	<b>D</b>	<b>D</b>	<b>D</b>	<b>b</b>	<b>D</b>	<b>D</b>
	In a mall or shopping center .....	6	D	D	D	b	D	D
	Not in a mall or shopping center .....	1	D	D	D	a	D	D
	Not reported .....	1	D	D	D	a	D	D
79	<b>Amusement &amp; recreation services</b> .....	<b>20</b>	<b>3 773</b>	<b>756</b>	<b>174</b>	<b>91</b>	<b>10</b>	<b>6</b>
	In a mall or shopping center .....	3	D	D	D	a	D	D
	Not in a mall or shopping center .....	8	D	D	D	b	D	D
	Not reported .....	9	1 810	298	69	30	6	1
8072	<b>Dental laboratories</b> .....	<b>5</b>	<b>D</b>	<b>D</b>	<b>D</b>	<b>b</b>	<b>D</b>	<b>D</b>
	In a mall or shopping center .....	—	—	—	—	—	—	—
	Not in a mall or shopping center .....	3	D	D	D	a	D	D
	Not reported .....	2	D	D	D	a	D	D
81	<b>Legal services</b> .....	<b>98</b>	<b>13 284</b>	<b>2 548</b>	<b>586</b>	<b>199</b>	<b>112</b>	<b>10</b>
	In a mall or shopping center .....	1	D	D	D	a	D	D
	Not in a mall or shopping center .....	57	D	D	D	b	D	D
	Not reported .....	40	D	D	D	c	D	D
84	<b>Museums, art galleries, &amp; botanical &amp; zoological   gardens</b> .....	<b>—</b>	<b>—</b>	<b>—</b>	<b>—</b>	<b>—</b>	<b>—</b>	<b>—</b>
	In a mall or shopping center .....	—	—	—	—	—	—	—
	Not in a mall or shopping center .....	—	—	—	—	—	—	—
	Not reported .....	—	—	—	—	—	—	—
87 ex. 872	<b>Engineering &amp; management services</b> .....	<b>44</b>	<b>9 933</b>	<b>2 219</b>	<b>490</b>	<b>203</b>	<b>34</b>	<b>4</b>
	In a mall or shopping center .....	2	D	D	D	a	D	D
	Not in a mall or shopping center .....	20	5 124	1 032	236	104	17	3
	Not reported .....	22	D	D	D	b	D	D
	<b>Ponce Region</b>							
	<b>Service industries</b> .....	<b>597</b>	<b>264 300</b>	<b>83 579</b>	<b>21 379</b>	<b>6 836</b>	<b>407</b>	<b>76</b>
	In a mall or shopping center .....	30	15 161	3 341	765	345	8	4
	Not in a mall or shopping center .....	316	128 030	47 938	12 592	4 183	243	56
	Not reported .....	251	121 109	32 300	8 022	2 308	156	16
472	<b>Arrangement of passenger transportation</b> .....	<b>26</b>	<b>D</b>	<b>D</b>	<b>D</b>	<b>b</b>	<b>D</b>	<b>D</b>
	In a mall or shopping center .....	4	2 644	132	29	10	1	1
	Not in a mall or shopping center .....	10	D	D	D	a	D	D
	Not reported .....	12	D	D	D	b	D	D
70, ex. 702, 704	<b>Hotels &amp; other lodging places</b> .....	<b>18</b>	<b>39 013</b>	<b>13 682</b>	<b>3 360</b>	<b>717</b>	<b>7</b>	<b>2</b>
	In a mall or shopping center .....	—	—	—	—	—	—	—
	Not in a mall or shopping center .....	—	—	—	—	—	—	—
	Not reported .....	18	39 013	13 682	3 360	717	7	2
72	<b>Personal services</b> .....	<b>84</b>	<b>13 616</b>	<b>3 299</b>	<b>773</b>	<b>422</b>	<b>71</b>	<b>15</b>
	In a mall or shopping center .....	7	700	223	55	33	5	1
	Not in a mall or shopping center .....	45	7 297	1 750	405	240	43	12
	Not reported .....	32	5 619	1 326	313	149	23	2
73	<b>Business services</b> .....	<b>137</b>	<b>78 473</b>	<b>31 006</b>	<b>7 733</b>	<b>2 854</b>	<b>49</b>	<b>13</b>
	In a mall or shopping center .....	5	2 943	1 097	235	107	—	—
	Not in a mall or shopping center .....	75	54 624	23 745	5 921	2 100	27	9
	Not reported .....	57	20 906	6 164	1 577	647	22	4
75	<b>Automotive repair, services, &amp; parking</b> .....	<b>96</b>	<b>19 755</b>	<b>3 844</b>	<b>901</b>	<b>372</b>	<b>70</b>	<b>17</b>
	In a mall or shopping center .....	—	—	—	—	—	—	—
	Not in a mall or shopping center .....	52	9 660	2 037	465	217	41	14
	Not reported .....	44	10 095	1 807	436	155	29	3
76	<b>Miscellaneous repair services</b> .....	<b>49</b>	<b>26 443</b>	<b>6 269</b>	<b>1 759</b>	<b>432</b>	<b>37</b>	<b>7</b>
	In a mall or shopping center .....	2	D	D	D	b	D	D
	Not in a mall or shopping center .....	32	12 847	3 037	855	252	25	6
	Not reported .....	15	D	D	D	c	D	D

Table 10. **Summary Statistics by Mall or Shopping Center Location for Commercial Regions: 1997—Con.**

[Detail may not add to total because of rounding. For meaning of abbreviations and symbols, see introductory text. For explanation of terms, see Appendix A]

SIC code	Kind of business and mall or shopping center location	Establishments (number)	Receipts (\$1,000)	Annual payroll (\$1,000)	First-quarter payroll (\$1,000)	Paid employees for pay period including Mar. 12 (number)	Proprietors and partners (number)	Unpaid family workers (number)
<b>Ponce Region—Con.</b>								
78	<b>Motion pictures</b> .....	<b>13</b>	<b>7 866</b>	<b>1 122</b>	<b>268</b>	<b>161</b>	<b>3</b>	<b>—</b>
	In a mall or shopping center .....	7	6 064	815	188	110	—	—
	Not in a mall or shopping center .....	3	300	90	29	28	2	—
	Not reported .....	3	1 502	217	51	23	1	—
79	<b>Amusement &amp; recreation services</b> .....	<b>14</b>	<b>3 951</b>	<b>1 173</b>	<b>279</b>	<b>194</b>	<b>7</b>	<b>4</b>
	In a mall or shopping center .....	3	D	D	D	b	D	D
	Not in a mall or shopping center .....	5	D	D	D	c	D	D
	Not reported .....	6	1 520	443	115	30	3	—
8072	<b>Dental laboratories</b> .....	<b>4</b>	<b>D</b>	<b>D</b>	<b>D</b>	<b>a</b>	<b>D</b>	<b>D</b>
	In a mall or shopping center .....	—	—	—	—	—	—	—
	Not in a mall or shopping center .....	2	D	D	D	a	D	D
	Not reported .....	2	D	D	D	a	D	D
81	<b>Legal services</b> .....	<b>101</b>	<b>20 771</b>	<b>5 189</b>	<b>1 261</b>	<b>312</b>	<b>113</b>	<b>10</b>
	In a mall or shopping center .....	—	—	—	—	—	—	—
	Not in a mall or shopping center .....	59	9 224	2 972	743	143	71	7
	Not reported .....	42	11 547	2 217	518	169	42	3
84	<b>Museums, art galleries, &amp; botanical &amp; zoological gardens</b> .....	<b>2</b>	<b>D</b>	<b>D</b>	<b>D</b>	<b>b</b>	<b>D</b>	<b>D</b>
	In a mall or shopping center .....	—	—	—	—	—	—	—
	Not in a mall or shopping center .....	—	—	—	—	—	—	—
	Not reported .....	2	D	D	D	b	D	D
87 ex. 872	<b>Engineering &amp; management services</b> .....	<b>53</b>	<b>46 269</b>	<b>16 759</b>	<b>4 760</b>	<b>1 244</b>	<b>30</b>	<b>7</b>
	In a mall or shopping center .....	2	D	D	D	a	D	D
	Not in a mall or shopping center .....	33	31 592	13 501	3 994	1 039	21	6
	Not reported .....	18	D	D	D	c	D	D

See footnotes at end of table.

Table 10. **Summary Statistics by Mall or Shopping Center Location for Commercial Regions: 1997—Con.**

[Detail may not add to total because of rounding. For meaning of abbreviations and symbols, see introductory text. For explanation of terms, see Appendix A]

SIC code	Kind of business and mall or shopping center location	Establishments (number)	Receipts (\$1,000)	Annual payroll (\$1,000)	First-quarter payroll (\$1,000)	Paid employees for pay period including Mar. 12 (number)	Proprietors and partners (number)	Unpaid family workers (number)
<b>San Juan Region</b>								
	<b>Service industries</b>	<b>3 839</b>	<b>3 611 098</b>	<b>958 560</b>	<b>223 816</b>	<b>65 737</b>	<b>2 151</b>	<b>243</b>
	In a mall or shopping center	156	106 411	38 494	8 668	3 779	50	9
	Not in a mall or shopping center	2 010	1 771 062	501 981	118 476	33 806	1 165	180
	Not reported	1 673	1 733 625	418 085	96 672	28 152	936	54
472	<b>Arrangement of passenger transportation</b>	<b>188</b>	<b>121 632</b>	<b>14 622</b>	<b>3 588</b>	<b>998</b>	<b>59</b>	<b>8</b>
	In a mall or shopping center	19	12 206	1 597	340	113	3	—
	Not in a mall or shopping center	101	61 727	6 731	1 566	484	30	4
	Not reported	68	47 699	6 294	1 682	401	26	4
70, ex. 702, 704	<b>Hotels &amp; other lodging places</b>	<b>81</b>	<b>D</b>	<b>D</b>	<b>D</b>	<b>i</b>	<b>D</b>	<b>D</b>
	In a mall or shopping center	—	—	—	—	—	—	—
	Not in a mall or shopping center	—	—	—	—	—	—	—
	Not reported	81	D	D	D	i	D	D
701	<b>Hotels, paradores &amp; motels</b>	<b>79</b>	<b>412 818</b>	<b>121 877</b>	<b>25 254</b>	<b>7 580</b>	<b>30</b>	<b>2</b>
	In a mall or shopping center	—	—	—	—	—	—	—
	Not in a mall or shopping center	—	—	—	—	—	—	—
	Not reported	79	412 818	121 877	25 254	7 580	30	2
703	<b>Camps &amp; recreational vehicle parks</b>	<b>2</b>	<b>D</b>	<b>D</b>	<b>D</b>	<b>a</b>	<b>D</b>	<b>D</b>
	In a mall or shopping center	—	—	—	—	—	—	—
	Not in a mall or shopping center	—	—	—	—	—	—	—
	Not reported	2	D	D	D	a	D	D
72	<b>Personal services</b>	<b>368</b>	<b>98 864</b>	<b>25 945</b>	<b>6 059</b>	<b>2 216</b>	<b>219</b>	<b>49</b>
	In a mall or shopping center	46	13 346	4 858	1 078	354	21	4
	Not in a mall or shopping center	174	52 887	13 162	3 273	1 093	112	37
	Not reported	148	32 631	7 925	1 708	769	86	8
721	<b>Laundry, cleaning, &amp; garment services</b>	<b>131</b>	<b>38 011</b>	<b>10 679</b>	<b>2 505</b>	<b>946</b>	<b>73</b>	<b>23</b>
	In a mall or shopping center	12	2 025	636	127	56	4	1
	Not in a mall or shopping center	68	23 616	7 071	1 683	585	40	18
	Not reported	51	12 370	2 972	695	305	29	4
722	<b>Photographic studios, portrait</b>	<b>26</b>	<b>5 059</b>	<b>986</b>	<b>228</b>	<b>79</b>	<b>8</b>	<b>4</b>
	In a mall or shopping center	3	548	99	25	11	1	—
	Not in a mall or shopping center	9	1 922	336	88	29	6	3
	Not reported	14	2 589	551	115	39	1	1
723	<b>Beauty shops</b>	<b>138</b>	<b>28 477</b>	<b>8 504</b>	<b>1 802</b>	<b>718</b>	<b>101</b>	<b>13</b>
	In a mall or shopping center	21	8 524	3 302	753	218	11	2
	Not in a mall or shopping center	61	8 161	2 105	474	233	46	9
	Not reported	56	11 792	3 097	575	267	44	2
724	<b>Barber shops</b>	<b>13</b>	<b>2 258</b>	<b>887</b>	<b>190</b>	<b>82</b>	<b>9</b>	<b>3</b>
	In a mall or shopping center	6	1 370	663	136	54	4	1
	Not in a mall or shopping center	3	D	D	D	a	D	D
	Not reported	4	D	D	D	a	D	D
725	<b>Shoe repair shops &amp; shoeshine parlors</b>	<b>6</b>	<b>381</b>	<b>88</b>	<b>22</b>	<b>10</b>	<b>4</b>	<b>2</b>
	In a mall or shopping center	—	—	—	—	—	—	—
	Not in a mall or shopping center	2	D	D	D	a	D	D
	Not reported	4	D	D	D	a	D	D
726	<b>Funeral service &amp; crematories</b>	<b>12</b>	<b>5 904</b>	<b>1 814</b>	<b>502</b>	<b>85</b>	<b>4</b>	<b>2</b>
	In a mall or shopping center	—	—	—	—	—	—	—
	Not in a mall or shopping center	10	D	D	D	b	D	D
	Not reported	2	D	D	D	a	D	D
729	<b>Miscellaneous personal services</b>	<b>42</b>	<b>18 774</b>	<b>2 987</b>	<b>810</b>	<b>296</b>	<b>20</b>	<b>2</b>
	In a mall or shopping center	4	8 779	158	37	15	1	—
	Not in a mall or shopping center	21	13 453	1 822	524	156	13	2
	Not reported	17	4 442	1 007	249	125	6	—
73	<b>Business services</b>	<b>989</b>	<b>1 395 356</b>	<b>432 611</b>	<b>105 783</b>	<b>35 141</b>	<b>279</b>	<b>42</b>
	In a mall or shopping center	27	33 369	21 495	4 833	2 248	6	1
	Not in a mall or shopping center	557	771 382	247 826	60 451	20 891	136	35
	Not reported	405	590 605	163 290	40 499	12 002	137	6
731	<b>Advertising</b>	<b>175</b>	<b>344 803</b>	<b>59 613</b>	<b>14 077</b>	<b>2 229</b>	<b>30</b>	<b>8</b>
	In a mall or shopping center	2	D	D	D	b	D	D
	Not in a mall or shopping center	121	250 792	43 841	10 497	1 413	18	7
	Not reported	52	D	D	D	f	D	D
732	<b>Consu credit &amp; mercantile reporting agy &amp; adj &amp; collection agy</b>	<b>37</b>	<b>21 430</b>	<b>5 861</b>	<b>1 477</b>	<b>451</b>	<b>6</b>	<b>1</b>
	In a mall or shopping center	1	D	D	D	a	D	D
	Not in a mall or shopping center	24	9 170	3 592	864	333	3	1
	Not reported	12	D	D	D	c	D	D
733	<b>Mailing, reproduction, comm art &amp; photo, &amp; steno serv</b>	<b>95</b>	<b>46 851</b>	<b>11 141</b>	<b>2 388</b>	<b>722</b>	<b>35</b>	<b>13</b>
	In a mall or shopping center	6	729	113	24	13	2	—
	Not in a mall or shopping center	62	34 375	8 104	1 621	511	24	10
	Not reported	27	11 747	2 924	743	198	9	3
734	<b>Services to dwellings &amp; other buildings</b>	<b>107</b>	<b>161 985</b>	<b>58 557</b>	<b>14 949</b>	<b>9 180</b>	<b>64</b>	<b>4</b>
	In a mall or shopping center	3	1 155	818	198	96	—	—
	Not in a mall or shopping center	59	91 198	39 530	10 013	6 920	36	2
	Not reported	45	69 632	18 209	4 738	2 164	28	2
735	<b>Miscellaneous equipment rental &amp; leasing</b>	<b>107</b>	<b>94 467</b>	<b>21 642</b>	<b>4 775</b>	<b>1 358</b>	<b>31</b>	<b>5</b>
	In a mall or shopping center	2	D	D	D	b	D	D
	Not in a mall or shopping center	61	39 965	9 435	2 065	657	17	5
	Not reported	44	D	D	D	f	D	D
736	<b>Personal supply services</b>	<b>53</b>	<b>147 364</b>	<b>77 286</b>	<b>18 250</b>	<b>6 173</b>	<b>6</b>	<b>—</b>
	In a mall or shopping center	—	—	—	—	—	—	—
	Not in a mall or shopping center	22	48 882	33 722	7 214	2 911	3	—
	Not reported	31	98 482	43 564	11 036	3 262	3	—

Table 10. **Summary Statistics by Mall or Shopping Center Location for Commercial Regions: 1997—Con.**

[Detail may not add to total because of rounding. For meaning of abbreviations and symbols, see introductory text. For explanation of terms, see Appendix A]

SIC code	Kind of business and mall or shopping center location	Establishments (number)	Receipts (\$1,000)	Annual payroll (\$1,000)	First-quarter payroll (\$1,000)	Paid employees for pay period including Mar. 12 (number)	Proprietors and partners (number)	Unpaid family workers (number)
<b>San Juan Region—Con.</b>								
73	<b>Business services—Con.</b>							
737	Computer programming, data processing, & oth computer related ser . . . . .	170	208 774	53 498	12 346	2 164	32	—
	In a mall or shopping center . . . . .	5	1 389	482	112	21	1	—
	Not in a mall or shopping center . . . . .	90	100 823	27 764	6 242	951	9	—
	Not reported . . . . .	75	106 562	25 252	5 992	1 192	22	—
738	Miscellaneous business services . . . . .	245	369 682	145 013	37 521	12 864	75	11
	In a mall or shopping center . . . . .	8	25 812	19 042	4 275	2 039	2	—
	Not in a mall or shopping center . . . . .	118	196 177	81 838	21 935	7 195	26	10
	Not reported . . . . .	119	147 693	44 133	11 311	3 630	47	1
75	<b>Automotive repair, services, &amp; parking . . . . .</b>	<b>418</b>	<b>309 688</b>	<b>46 963</b>	<b>10 869</b>	<b>3 357</b>	<b>202</b>	<b>28</b>
	In a mall or shopping center . . . . .	3	D	D	D	b	D	D
	Not in a mall or shopping center . . . . .	228	148 170	26 547	6 129	1 767	118	26
	Not reported . . . . .	187	D	D	D	g	D	D
751	Automotive rental & leasing, without drivers . . . . .	39	157 721	16 889	4 033	788	6	—
	In a mall or shopping center . . . . .	1	D	D	D	a	D	D
	Not in a mall or shopping center . . . . .	18	73 387	10 248	2 417	498	3	—
	Not reported . . . . .	20	D	D	D	e	D	D
752	Automobile parking . . . . .	50	36 135	7 289	1 603	795	11	—
	In a mall or shopping center . . . . .	—	—	—	—	—	—	—
	Not in a mall or shopping center . . . . .	10	4 505	1 264	234	122	2	—
	Not reported . . . . .	40	31 630	6 025	1 369	673	9	—
753	Automotive repair shops . . . . .	298	101 909	19 490	4 476	1 533	173	28
	In a mall or shopping center . . . . .	2	D	D	D	b	D	D
	Not in a mall or shopping center . . . . .	179	58 870	12 069	2 799	937	109	26
	Not reported . . . . .	117	D	D	D	f	D	D
754	Automotive services, except repair . . . . .	31	13 923	3 295	757	241	12	—
	In a mall or shopping center . . . . .	—	—	—	—	—	—	—
	Not in a mall or shopping center . . . . .	21	11 408	2 966	679	210	4	—
	Not reported . . . . .	10	2 515	329	78	31	8	—
76	<b>Miscellaneous repair services . . . . .</b>	<b>240</b>	<b>132 606</b>	<b>26 941</b>	<b>6 558</b>	<b>2 051</b>	<b>121</b>	<b>11</b>
	In a mall or shopping center . . . . .	5	D	D	D	b	D	D
	Not in a mall or shopping center . . . . .	153	102 488	20 623	5 008	1 522	74	7
	Not reported . . . . .	82	D	D	D	e	D	D
762	Electrical repair shops . . . . .	130	88 412	16 900	4 033	1 291	69	10
	In a mall or shopping center . . . . .	3	1 623	150	37	36	—	—
	Not in a mall or shopping center . . . . .	84	71 334	13 338	3 172	995	43	6
	Not reported . . . . .	43	15 455	3 412	824	260	26	4
763	Watch, clock, & jewelry repair . . . . .	8	1 785	333	66	27	6	—
	In a mall or shopping center . . . . .	1	D	D	D	a	D	D
	Not in a mall or shopping center . . . . .	4	832	143	17	9	4	—
	Not reported . . . . .	3	D	D	D	a	D	D
764	Reupholstery & furniture repair . . . . .	18	2 713	721	159	82	13	—
	In a mall or shopping center . . . . .	—	—	—	—	—	—	—
	Not in a mall or shopping center . . . . .	11	1 494	478	112	49	8	—
	Not reported . . . . .	7	1 219	243	47	33	5	—
769	Miscellaneous repair & related services . . . . .	84	39 696	8 987	2 300	651	33	1
	In a mall or shopping center . . . . .	1	D	D	D	a	D	D
	Not in a mall or shopping center . . . . .	54	28 828	6 664	1 707	469	19	1
	Not reported . . . . .	29	D	D	D	c	D	D
78	<b>Motion pictures . . . . .</b>	<b>100</b>	<b>95 952</b>	<b>15 521</b>	<b>3 765</b>	<b>1 430</b>	<b>21</b>	<b>1</b>
	In a mall or shopping center . . . . .	23	17 605	3 915	895	584	—	—
	Not in a mall or shopping center . . . . .	33	38 253	5 669	1 412	267	8	—
	Not reported . . . . .	44	40 094	5 937	1 458	579	13	1
781	Motion picture production & allied services . . . . .	37	D	D	D	e	D	D
	In a mall or shopping center . . . . .	—	—	—	—	—	—	—
	Not in a mall or shopping center . . . . .	18	19 515	4 118	946	160	6	—
	Not reported . . . . .	19	D	D	D	c	D	D
782	Motion picture distribution & allied services . . . . .	12	D	D	D	b	D	D
	In a mall or shopping center . . . . .	—	—	—	—	—	—	—
	Not in a mall or shopping center . . . . .	7	15 363	1 130	360	49	—	—
	Not reported . . . . .	5	D	D	D	a	D	D
783	Motion picture theaters . . . . .	18	23 888	4 232	1 020	678	1	—
	In a mall or shopping center . . . . .	4	7 096	1 423	314	288	—	—
	Not in a mall or shopping center . . . . .	5	2 588	279	72	42	—	—
	Not reported . . . . .	9	14 204	2 530	634	348	1	—
784	Video tape rental . . . . .	33	15 130	3 241	752	394	7	1
	In a mall or shopping center . . . . .	19	10 509	2 492	581	296	2	—
	Not in a mall or shopping center . . . . .	3	787	142	34	16	—	—
	Not reported . . . . .	11	3 834	607	137	82	5	1
79	<b>Amusement &amp; recreation services . . . . .</b>	<b>182</b>	<b>201 978</b>	<b>37 580</b>	<b>8 804</b>	<b>2 939</b>	<b>59</b>	<b>3</b>
	In a mall or shopping center . . . . .	11	5 976	1 106	265	197	2	—
	Not in a mall or shopping center . . . . .	71	43 955	9 185	2 316	932	18	3
	Not reported . . . . .	100	152 047	27 289	6 223	1 810	39	—
791	Dance studios, schools, & halls . . . . .	11	4 212	1 067	257	97	1	—
	In a mall or shopping center . . . . .	1	D	D	D	a	D	D
	Not in a mall or shopping center . . . . .	7	D	D	D	b	D	D
	Not reported . . . . .	3	D	D	D	b	D	D
792	Theatrical producers (exc movie) bands, orchestras, & entertainer . . . . .	47	81 989	16 358	3 529	879	8	1
	In a mall or shopping center . . . . .	1	D	D	D	a	D	D
	Not in a mall or shopping center . . . . .	20	D	D	D	c	D	D
	Not reported . . . . .	26	71 874	14 045	3 031	722	7	—

**Table 10. Summary Statistics by Mall or Shopping Center Location for Commercial Regions: 1997—Con.**

[Detail may not add to total because of rounding. For meaning of abbreviations and symbols, see introductory text. For explanation of terms, see Appendix A]

SIC code	Kind of business and mall or shopping center location	Establishments (number)	Receipts (\$1,000)	Annual payroll (\$1,000)	First-quarter payroll (\$1,000)	Paid employees for pay period including Mar. 12 (number)	Proprietors and partners (number)	Unpaid family workers (number)
	<b>San Juan Region—Con.</b>							
<b>79</b>	<b>Amusement &amp; recreation services—Con.</b>							
793	Bowling centers .....	4	3 661	677	170	63	—	—
	In a mall or shopping center .....	—	—	—	—	—	—	—
	Not in a mall or shopping center .....	—	—	—	—	—	—	—
	Not reported .....	4	3 661	677	170	63	—	—
794	Commercial sports .....	40	66 323	9 670	2 329	691	20	—
	In a mall or shopping center .....	—	—	—	—	—	—	—
	Not in a mall or shopping center .....	11	6 616	993	251	87	8	—
	Not reported .....	29	59 707	8 677	2 078	604	12	—
799	Miscellaneous amusement & recreation services ....	80	45 793	9 808	2 519	1 209	30	2
	In a mall or shopping center .....	9	D	D	D	c	D	D
	Not in a mall or shopping center .....	33	25 521	5 413	1 464	652	9	2
	Not reported .....	38	D	D	D	e	D	D
<b>8072</b>	<b>Dental laboratories .....</b>	<b>12</b>	<b>D</b>	<b>D</b>	<b>D</b>	<b>b</b>	<b>D</b>	<b>D</b>
	In a mall or shopping center .....	—	—	—	—	—	—	—
	Not in a mall or shopping center .....	5	D	D	D	a	D	D
	Not reported .....	7	D	D	D	a	D	D
<b>81</b>	<b>Legal services .....</b>	<b>609</b>	<b>307 781</b>	<b>91 948</b>	<b>19 700</b>	<b>3 366</b>	<b>771</b>	<b>60</b>
	In a mall or shopping center .....	11	1 681	485	163	81	10	3
	Not in a mall or shopping center .....	321	214 369	69 981	14 864	2 103	462	40
	Not reported .....	277	91 731	21 482	4 673	1 182	299	17
811	Legal services .....	609	307 781	91 948	19 700	3 366	771	60
	In a mall or shopping center .....	11	1 681	485	163	81	10	3
	Not in a mall or shopping center .....	321	214 369	69 981	14 864	2 103	462	40
	Not reported .....	277	91 731	21 482	4 673	1 182	299	17
<b>84</b>	<b>Museums, art galleries, &amp; botanical &amp; zoological gardens .....</b>	<b>14</b>	<b>D</b>	<b>D</b>	<b>D</b>	<b>b</b>	<b>D</b>	<b>D</b>
	In a mall or shopping center .....	—	—	—	—	—	—	—
	Not in a mall or shopping center .....	3	D	D	D	a	D	D
	Not reported .....	11	D	D	D	b	D	D
841	Museums & art galleries .....	14	D	D	D	b	D	D
	In a mall or shopping center .....	—	—	—	—	—	—	—
	Not in a mall or shopping center .....	3	D	D	D	a	D	D
	Not reported .....	11	D	D	D	b	D	D
842	Arboreta & botanical or zoological gardens .....	—	—	—	—	—	—	—
	In a mall or shopping center .....	—	—	—	—	—	—	—
	Not in a mall or shopping center .....	—	—	—	—	—	—	—
	Not reported .....	—	—	—	—	—	—	—
<b>87 ex. 872</b>	<b>Engineering &amp; management services .....</b>	<b>638</b>	<b>529 288</b>	<b>143 458</b>	<b>33 174</b>	<b>6 560</b>	<b>374</b>	<b>38</b>
	In a mall or shopping center .....	11	14 770	4 259	909	123	8	1
	Not in a mall or shopping center .....	364	336 379	101 963	23 380	4 717	200	28
	Not reported .....	263	178 139	37 236	8 885	1 720	166	9
871	Engineering, architectural, & surveying services ....	344	278 839	75 581	17 541	3 184	288	35
	In a mall or shopping center .....	7	D	D	D	b	D	D
	Not in a mall or shopping center .....	205	198 065	59 559	13 770	2 458	163	26
	Not reported .....	132	D	D	D	f	D	D
873, ex. 8733	Research, development, & testing serv (exc noncomm research org) .....	27	27 603	8 830	2 079	398	9	—
	In a mall or shopping center .....	—	—	—	—	—	—	—
	Not in a mall or shopping center .....	16	16 384	5 833	1 418	272	5	—
	Not reported .....	11	11 219	2 997	661	126	4	—
874	Mgt & public relations services, exc facilities support mgt ser .....	267	222 846	59 047	13 554	2 978	77	3
	In a mall or shopping center .....	4	D	D	D	b	D	D
	Not in a mall or shopping center .....	143	121 930	36 571	8 192	1 987	32	2
	Not reported .....	120	D	D	D	f	D	D

Note: Information on mall or shopping center location was not collected for SIC 70, ex. 702, 704, Hotels & other lodging places. SIC 70, ex. 702, 704, Hotels & other lodging places was assigned to the "Not reported" category.

**Table 11. Summary Statistics by Mall or Shopping Center Location for Municipios: 1997**

[Detail may not add to total because of rounding. For meaning of abbreviations and symbols, see introductory text. For explanation of terms, see Appendix A]

Geographic area and mall or shopping center location	Establishments (number)	Receipts (\$1,000)	Annual payroll (\$1,000)	First-quarter payroll (\$1,000)	Paid employees for pay period including Mar. 12 (number)	Proprietors and partners (number)	Unpaid family workers (number)
<b>PUERTO RICO</b> .....	<b>8 048</b>	<b>5 823 025</b>	<b>1 546 078</b>	<b>364 206</b>	<b>111 125</b>	<b>5 068</b>	<b>781</b>
In a mall or shopping center .....	337	190 484	59 283	13 253	5 785	114	28
Not in a mall or shopping center .....	4 171	2 573 117	764 437	177 550	55 738	2 826	569
Not reported .....	3 540	3 059 424	722 358	173 403	49 602	2 128	184
<b>Adjuntas</b> .....	<b>13</b>	<b>834</b>	<b>176</b>	<b>43</b>	<b>19</b>	<b>11</b>	<b>3</b>
In a mall or shopping center .....	—	—	—	—	—	—	—
Not in a mall or shopping center .....	5	D	D	D	a	D	D
Not reported .....	8	D	D	D	a	D	D
<b>Aguada</b> .....	<b>49</b>	<b>8 311</b>	<b>3 183</b>	<b>759</b>	<b>495</b>	<b>41</b>	<b>8</b>
In a mall or shopping center .....	—	—	—	—	—	—	—
Not in a mall or shopping center .....	25	5 601	2 635	636	415	23	5
Not reported .....	24	2 710	548	123	80	18	3
<b>Aguadilla</b> .....	<b>124</b>	<b>30 260</b>	<b>7 760</b>	<b>1 683</b>	<b>827</b>	<b>93</b>	<b>25</b>
In a mall or shopping center .....	7	2 481	459	87	80	2	2
Not in a mall or shopping center .....	62	10 780	2 138	460	244	55	16
Not reported .....	55	16 999	5 163	1 136	503	36	7
<b>Aguas Buenas</b> .....	<b>11</b>	<b>1 013</b>	<b>222</b>	<b>47</b>	<b>28</b>	<b>7</b>	<b>1</b>
In a mall or shopping center .....	—	—	—	—	—	—	—
Not in a mall or shopping center .....	7	615	121	29	15	4	1
Not reported .....	4	398	101	18	13	3	—
<b>Aibonito</b> .....	<b>35</b>	<b>4 759</b>	<b>968</b>	<b>223</b>	<b>90</b>	<b>36</b>	<b>1</b>
In a mall or shopping center .....	—	—	—	—	—	—	—
Not in a mall or shopping center .....	20	1 422	337	81	42	23	—
Not reported .....	15	3 337	631	142	48	13	1
<b>Añasco</b> .....	<b>30</b>	<b>1 749</b>	<b>356</b>	<b>84</b>	<b>49</b>	<b>27</b>	<b>10</b>
In a mall or shopping center .....	1	D	D	D	a	D	D
Not in a mall or shopping center .....	18	D	D	D	b	D	D
Not reported .....	11	480	139	32	15	8	3
<b>Arecibo</b> .....	<b>178</b>	<b>62 113</b>	<b>22 701</b>	<b>5 103</b>	<b>2 039</b>	<b>137</b>	<b>33</b>
In a mall or shopping center .....	13	8 237	5 155	1 153	352	6	3
Not in a mall or shopping center .....	89	35 737	13 929	3 185	1 373	81	20
Not reported .....	76	18 139	3 617	765	314	50	10
<b>Arroyo</b> .....	<b>9</b>	<b>1 000</b>	<b>205</b>	<b>38</b>	<b>23</b>	<b>9</b>	<b>1</b>
In a mall or shopping center .....	—	—	—	—	—	—	—
Not in a mall or shopping center .....	6	631	163	27	16	6	1
Not reported .....	3	369	42	11	7	3	—
<b>Barceloneta</b> .....	<b>22</b>	<b>5 425</b>	<b>1 085</b>	<b>236</b>	<b>82</b>	<b>15</b>	<b>2</b>
In a mall or shopping center .....	—	—	—	—	—	—	—
Not in a mall or shopping center .....	9	3 298	836	177	61	5	2
Not reported .....	13	2 127	249	59	21	10	—
<b>Barranquitas</b> .....	<b>25</b>	<b>3 422</b>	<b>1 395</b>	<b>299</b>	<b>172</b>	<b>19</b>	<b>5</b>
In a mall or shopping center .....	1	D	D	D	a	D	D
Not in a mall or shopping center .....	13	1 188	277	60	37	11	5
Not reported .....	11	D	D	D	c	D	D
<b>Bayamón</b> .....	<b>620</b>	<b>409 448</b>	<b>97 539</b>	<b>21 732</b>	<b>7 290</b>	<b>384</b>	<b>71</b>
In a mall or shopping center .....	26	26 816	4 688	1 005	430	6	1
Not in a mall or shopping center .....	325	222 433	52 385	11 119	4 154	211	51
Not reported .....	269	160 199	40 466	9 608	2 706	167	19
<b>Cabo Rojo</b> .....	<b>73</b>	<b>10 964</b>	<b>2 848</b>	<b>693</b>	<b>355</b>	<b>62</b>	<b>18</b>
In a mall or shopping center .....	3	D	D	D	a	D	D
Not in a mall or shopping center .....	35	D	D	D	c	D	D
Not reported .....	35	7 443	1 776	442	235	25	4
<b>Caguas</b> .....	<b>398</b>	<b>188 966</b>	<b>57 900</b>	<b>13 339</b>	<b>4 983</b>	<b>240</b>	<b>32</b>
In a mall or shopping center .....	23	9 069	1 825	402	235	7	—
Not in a mall or shopping center .....	196	79 687	31 220	7 331	2 609	130	26
Not reported .....	179	100 210	24 855	5 606	2 139	103	6
<b>Camuy</b> .....	<b>33</b>	<b>3 031</b>	<b>710</b>	<b>143</b>	<b>62</b>	<b>33</b>	<b>9</b>
In a mall or shopping center .....	—	—	—	—	—	—	—
Not in a mall or shopping center .....	18	1 447	234	49	27	19	8
Not reported .....	15	1 584	476	94	35	14	1
<b>Canóvanas</b> .....	<b>43</b>	<b>56 557</b>	<b>8 501</b>	<b>1 895</b>	<b>562</b>	<b>34</b>	<b>2</b>
In a mall or shopping center .....	—	—	—	—	—	—	—
Not in a mall or shopping center .....	20	5 047	1 393	329	134	17	1
Not reported .....	23	51 510	7 108	1 566	428	17	1
<b>Carolina</b> .....	<b>368</b>	<b>319 780</b>	<b>79 680</b>	<b>19 553</b>	<b>6 042</b>	<b>185</b>	<b>28</b>
In a mall or shopping center .....	17	14 012	2 425	562	405	3	—
Not in a mall or shopping center .....	181	126 993	29 937	6 899	2 229	98	21
Not reported .....	170	178 775	47 318	12 092	3 408	84	7
<b>Cataño</b> .....	<b>37</b>	<b>26 336</b>	<b>6 504</b>	<b>1 676</b>	<b>407</b>	<b>21</b>	<b>4</b>
In a mall or shopping center .....	—	—	—	—	—	—	—
Not in a mall or shopping center .....	23	9 128	2 421	633	197	17	3
Not reported .....	14	17 208	4 083	1 043	210	4	1
<b>Cayey</b> .....	<b>60</b>	<b>16 867</b>	<b>2 956</b>	<b>652</b>	<b>301</b>	<b>39</b>	<b>5</b>
In a mall or shopping center .....	2	D	D	D	a	D	D
Not in a mall or shopping center .....	33	D	D	D	b	D	D
Not reported .....	25	11 746	2 133	472	211	15	1

See footnotes at end of table.



**Table 11. Summary Statistics by Mall or Shopping Center Location for Municipios: 1997—Con.**

[Detail may not add to total because of rounding. For meaning of abbreviations and symbols, see introductory text. For explanation of terms, see Appendix A]

Geographic area and mall or shopping center location	Establishments (number)	Receipts (\$1,000)	Annual payroll (\$1,000)	First-quarter payroll (\$1,000)	Paid employees for pay period including Mar. 12 (number)	Proprietors and partners (number)	Unpaid family workers (number)
<b>Ceiba</b> .....	<b>14</b>	<b>37 375</b>	<b>10 521</b>	<b>4 730</b>	<b>360</b>	<b>10</b>	<b>—</b>
In a mall or shopping center .....	—	—	—	—	—	—	—
Not in a mall or shopping center .....	5	D	D	D	e	D	D
Not reported .....	9	D	D	D	b	D	D
<b>Ciales</b> .....	<b>12</b>	<b>1 461</b>	<b>230</b>	<b>61</b>	<b>22</b>	<b>10</b>	<b>4</b>
In a mall or shopping center .....	—	—	—	—	—	—	—
Not in a mall or shopping center .....	8	D	D	D	a	D	D
Not reported .....	4	D	D	D	a	D	D
<b>Cidra</b> .....	<b>35</b>	<b>7 401</b>	<b>1 880</b>	<b>422</b>	<b>181</b>	<b>22</b>	<b>—</b>
In a mall or shopping center .....	—	—	—	—	—	—	—
Not in a mall or shopping center .....	22	2 360	587	131	57	15	—
Not reported .....	13	5 041	1 293	291	124	7	—
<b>Coamo</b> .....	<b>30</b>	<b>5 901</b>	<b>688</b>	<b>159</b>	<b>75</b>	<b>30</b>	<b>6</b>
In a mall or shopping center .....	—	—	—	—	—	—	—
Not in a mall or shopping center .....	19	4 412	473	109	47	21	6
Not reported .....	11	1 489	215	50	28	9	—
<b>Comerio</b> .....	<b>9</b>	<b>1 659</b>	<b>150</b>	<b>39</b>	<b>20</b>	<b>10</b>	<b>3</b>
In a mall or shopping center .....	—	—	—	—	—	—	—
Not in a mall or shopping center .....	4	1 235	69	19	7	5	3
Not reported .....	5	424	81	20	13	5	—
<b>Corozal</b> .....	<b>24</b>	<b>4 431</b>	<b>811</b>	<b>191</b>	<b>74</b>	<b>20</b>	<b>4</b>
In a mall or shopping center .....	3	316	40	9	6	4	2
Not in a mall or shopping center .....	6	812	156	41	20	5	2
Not reported .....	15	3 303	615	141	48	11	—
<b>Culebra</b> .....	<b>4</b>	<b>740</b>	<b>170</b>	<b>45</b>	<b>15</b>	<b>3</b>	<b>—</b>
In a mall or shopping center .....	—	—	—	—	—	—	—
Not in a mall or shopping center .....	1	D	D	D	a	D	D
Not reported .....	3	D	D	D	a	D	D
<b>Dorado</b> .....	<b>55</b>	<b>110 785</b>	<b>38 135</b>	<b>9 674</b>	<b>1 878</b>	<b>26</b>	<b>4</b>
In a mall or shopping center .....	2	D	D	D	a	D	D
Not in a mall or shopping center .....	28	D	D	D	c	D	D
Not reported .....	25	100 642	35 915	9 165	1 704	12	3
<b>Fajardo</b> .....	<b>85</b>	<b>130 798</b>	<b>25 624</b>	<b>7 438</b>	<b>1 808</b>	<b>56</b>	<b>16</b>
In a mall or shopping center .....	1	D	D	D	a	D	D
Not in a mall or shopping center .....	51	D	D	D	c	D	D
Not reported .....	33	114 438	23 122	6 814	1 554	19	1
<b>Florida</b> .....	<b>8</b>	<b>3 223</b>	<b>527</b>	<b>117</b>	<b>66</b>	<b>5</b>	<b>1</b>
In a mall or shopping center .....	—	—	—	—	—	—	—
Not in a mall or shopping center .....	4	D	D	D	a	D	D
Not reported .....	4	D	D	D	b	D	D
<b>Guánica</b> .....	<b>9</b>	<b>3 248</b>	<b>1 074</b>	<b>216</b>	<b>63</b>	<b>7</b>	<b>4</b>
In a mall or shopping center .....	—	—	—	—	—	—	—
Not in a mall or shopping center .....	4	386	50	9	6	5	4
Not reported .....	5	2 862	1 024	207	57	2	—
<b>Guayama</b> .....	<b>73</b>	<b>36 596</b>	<b>8 005</b>	<b>1 856</b>	<b>636</b>	<b>50</b>	<b>4</b>
In a mall or shopping center .....	6	D	D	D	b	D	D
Not in a mall or shopping center .....	32	5 304	772	176	75	26	3
Not reported .....	35	D	D	D	f	D	D
<b>Guayanilla</b> .....	<b>15</b>	<b>5 811</b>	<b>1 773</b>	<b>488</b>	<b>155</b>	<b>8</b>	<b>2</b>
In a mall or shopping center .....	—	—	—	—	—	—	—
Not in a mall or shopping center .....	11	1 736	635	217	38	7	1
Not reported .....	4	4 075	1 138	271	117	1	1
<b>Guaynabo</b> .....	<b>315</b>	<b>360 328</b>	<b>87 016</b>	<b>19 218</b>	<b>5 200</b>	<b>140</b>	<b>15</b>
In a mall or shopping center .....	28	16 485	5 211	1 090	404	5	1
Not in a mall or shopping center .....	163	156 452	38 635	8 686	1 941	68	12
Not reported .....	124	187 391	43 170	9 442	2 855	67	2
<b>Gurabo</b> .....	<b>29</b>	<b>5 294</b>	<b>1 080</b>	<b>357</b>	<b>112</b>	<b>16</b>	<b>4</b>
In a mall or shopping center .....	1	D	D	D	a	D	D
Not in a mall or shopping center .....	16	D	D	D	b	D	D
Not reported .....	12	3 063	580	235	61	6	1
<b>Hatillo</b> .....	<b>48</b>	<b>13 803</b>	<b>4 434</b>	<b>956</b>	<b>373</b>	<b>31</b>	<b>6</b>
In a mall or shopping center .....	7	2 529	631	151	81	2	—
Not in a mall or shopping center .....	23	9 132	3 141	664	224	16	3
Not reported .....	18	2 142	662	141	68	13	3
<b>Hormigueros</b> .....	<b>20</b>	<b>5 342</b>	<b>959</b>	<b>206</b>	<b>100</b>	<b>15</b>	<b>5</b>
In a mall or shopping center .....	2	D	D	D	b	D	D
Not in a mall or shopping center .....	10	D	D	D	b	D	D
Not reported .....	8	954	198	44	28	5	2
<b>Humacao</b> .....	<b>140</b>	<b>299 290</b>	<b>42 432</b>	<b>9 676</b>	<b>2 698</b>	<b>77</b>	<b>15</b>
In a mall or shopping center .....	6	2 401	410	104	59	—	—
Not in a mall or shopping center .....	62	23 967	12 432	2 561	1 196	43	12
Not reported .....	72	272 922	29 590	7 011	1 443	34	3
<b>Isabela</b> .....	<b>63</b>	<b>8 881</b>	<b>1 994</b>	<b>428</b>	<b>264</b>	<b>46</b>	<b>11</b>
In a mall or shopping center .....	6	1 344	366	61	42	1	—
Not in a mall or shopping center .....	30	2 437	544	121	62	27	7
Not reported .....	27	5 100	1 084	246	160	18	4

See footnotes at end of table.

**Table 11. Summary Statistics by Mall or Shopping Center Location for Municipios: 1997—Con.**

[Detail may not add to total because of rounding. For meaning of abbreviations and symbols, see introductory text. For explanation of terms, see Appendix A]

Geographic area and mall or shopping center location	Establishments (number)	Receipts (\$1,000)	Annual payroll (\$1,000)	First-quarter payroll (\$1,000)	Paid employees for pay period including Mar. 12 (number)	Proprietors and partners (number)	Unpaid family workers (number)
<b>Jayuya</b> .....	<b>9</b>	<b>1 991</b>	<b>637</b>	<b>155</b>	<b>33</b>	<b>10</b>	<b>3</b>
In a mall or shopping center .....	—	—	—	—	—	—	—
Not in a mall or shopping center .....	7	D	D	D	b	D	D
Not reported .....	2	D	D	D	a	D	D
<b>Juana Díaz</b> .....	<b>36</b>	<b>11 214</b>	<b>2 304</b>	<b>623</b>	<b>226</b>	<b>27</b>	<b>5</b>
In a mall or shopping center .....	2	D	D	D	a	D	D
Not in a mall or shopping center .....	14	6 901	1 230	339	105	10	4
Not reported .....	20	D	D	D	c	D	D
<b>Juncos</b> .....	<b>36</b>	<b>4 376</b>	<b>752</b>	<b>147</b>	<b>88</b>	<b>39</b>	<b>1</b>
In a mall or shopping center .....	—	—	—	—	—	—	—
Not in a mall or shopping center .....	18	2 206	372	95	44	21	1
Not reported .....	18	2 170	380	52	44	18	—
<b>Lajas</b> .....	<b>24</b>	<b>6 048</b>	<b>1 550</b>	<b>334</b>	<b>157</b>	<b>17</b>	<b>1</b>
In a mall or shopping center .....	—	—	—	—	—	—	—
Not in a mall or shopping center .....	10	1 025	189	45	23	10	1
Not reported .....	14	5 023	1 361	289	134	7	—
<b>Lares</b> .....	<b>21</b>	<b>3 247</b>	<b>307</b>	<b>78</b>	<b>35</b>	<b>18</b>	<b>4</b>
In a mall or shopping center .....	8	—	—	—	—	—	—
Not in a mall or shopping center .....	8	1 930	126	32	18	7	3
Not reported .....	13	1 317	181	46	17	11	1
<b>Las Marías</b> .....	<b>5</b>	<b>181</b>	<b>26</b>	<b>8</b>	<b>6</b>	<b>3</b>	<b>1</b>
In a mall or shopping center .....	—	—	—	—	—	—	—
Not in a mall or shopping center .....	2	D	D	D	a	D	D
Not reported .....	3	D	D	D	a	D	D
<b>Las Piedras</b> .....	<b>42</b>	<b>28 726</b>	<b>12 003</b>	<b>2 565</b>	<b>918</b>	<b>24</b>	<b>5</b>
In a mall or shopping center .....	—	—	—	—	—	—	—
Not in a mall or shopping center .....	23	24 082	11 421	2 407	862	13	4
Not reported .....	19	4 644	582	158	56	11	1
<b>Loíza</b> .....	<b>5</b>	<b>777</b>	<b>159</b>	<b>39</b>	<b>16</b>	<b>4</b>	<b>2</b>
In a mall or shopping center .....	—	—	—	—	—	—	—
Not in a mall or shopping center .....	3	D	D	D	a	D	D
Not reported .....	2	D	D	D	a	D	D
<b>Luquillo</b> .....	<b>31</b>	<b>10 519</b>	<b>3 135</b>	<b>763</b>	<b>283</b>	<b>16</b>	<b>2</b>
In a mall or shopping center .....	—	—	—	—	—	—	—
Not in a mall or shopping center .....	13	4 080	1 823	381	148	7	2
Not reported .....	18	6 439	1 312	382	135	9	—
<b>Manatí</b> .....	<b>90</b>	<b>80 072</b>	<b>31 902</b>	<b>6 439</b>	<b>2 138</b>	<b>63</b>	<b>15</b>
In a mall or shopping center .....	4	1 053	146	8	6	2	1
Not in a mall or shopping center .....	38	34 608	19 130	3 402	1 056	32	11
Not reported .....	48	44 411	12 626	3 029	1 076	29	3
<b>Maricao</b> .....	<b>6</b>	<b>1 090</b>	<b>284</b>	<b>63</b>	<b>31</b>	<b>4</b>	<b>—</b>
In a mall or shopping center .....	—	—	—	—	—	—	—
Not in a mall or shopping center .....	3	D	D	D	a	D	D
Not reported .....	3	D	D	D	b	D	D
<b>Maunabo</b> .....	<b>6</b>	<b>587</b>	<b>164</b>	<b>26</b>	<b>13</b>	<b>5</b>	<b>—</b>
In a mall or shopping center .....	—	—	—	—	—	—	—
Not in a mall or shopping center .....	4	D	D	D	a	D	D
Not reported .....	2	D	D	D	a	D	D
<b>Mayagüez</b> .....	<b>293</b>	<b>123 114</b>	<b>41 481</b>	<b>9 136</b>	<b>3 444</b>	<b>196</b>	<b>26</b>
In a mall or shopping center .....	12	3 248	1 176	262	87	7	2
Not in a mall or shopping center .....	144	38 283	15 508	3 091	1 329	103	16
Not reported .....	137	81 583	24 797	5 783	2 028	86	8
<b>Moca</b> .....	<b>35</b>	<b>4 640</b>	<b>774</b>	<b>192</b>	<b>84</b>	<b>34</b>	<b>11</b>
In a mall or shopping center .....	1	D	D	D	a	D	D
Not in a mall or shopping center .....	21	3 029	484	123	52	20	9
Not reported .....	13	D	D	D	b	D	D
<b>Morovis</b> .....	<b>11</b>	<b>1 423</b>	<b>276</b>	<b>36</b>	<b>21</b>	<b>8</b>	<b>—</b>
In a mall or shopping center .....	—	—	—	—	—	—	—
Not in a mall or shopping center .....	10	D	D	D	b	D	D
Not reported .....	1	D	D	D	a	D	D
<b>Naguabo</b> .....	<b>11</b>	<b>2 570</b>	<b>475</b>	<b>90</b>	<b>39</b>	<b>8</b>	<b>1</b>
In a mall or shopping center .....	—	—	—	—	—	—	—
Not in a mall or shopping center .....	3	1 105	66	16	5	1	—
Not reported .....	8	1 465	409	74	34	7	1
<b>Naranjito</b> .....	<b>29</b>	<b>5 033</b>	<b>845</b>	<b>179</b>	<b>92</b>	<b>23</b>	<b>3</b>
In a mall or shopping center .....	—	—	—	—	—	—	—
Not in a mall or shopping center .....	19	3 765	615	119	68	15	3
Not reported .....	10	1 268	230	60	24	8	—
<b>Orocovis</b> .....	<b>19</b>	<b>1 876</b>	<b>359</b>	<b>73</b>	<b>40</b>	<b>18</b>	<b>4</b>
In a mall or shopping center .....	—	—	—	—	—	—	—
Not in a mall or shopping center .....	11	875	212	37	20	11	3
Not reported .....	8	1 001	147	36	20	7	1
<b>Patillas</b> .....	<b>22</b>	<b>1 580</b>	<b>364</b>	<b>83</b>	<b>55</b>	<b>15</b>	<b>5</b>
In a mall or shopping center .....	—	—	—	—	—	—	—
Not in a mall or shopping center .....	12	742	123	23	22	11	3
Not reported .....	10	838	241	60	33	4	2

See footnotes at end of table.

**Table 11. Summary Statistics by Mall or Shopping Center Location for Municipios: 1997—Con.**

[Detail may not add to total because of rounding. For meaning of abbreviations and symbols, see introductory text. For explanation of terms, see Appendix A]

Geographic area and mall or shopping center location	Establishments (number)	Receipts (\$1,000)	Annual payroll (\$1,000)	First-quarter payroll (\$1,000)	Paid employees for pay period including Mar. 12 (number)	Proprietors and partners (number)	Unpaid family workers (number)
<b>Peñuelas</b> .....	<b>22</b>	<b>20 218</b>	<b>5 230</b>	<b>1 638</b>	<b>351</b>	<b>11</b>	<b>—</b>
In a mall or shopping center .....	—	—	—	—	—	—	—
Not in a mall or shopping center .....	13	15 299	4 219	1 351	285	5	—
Not reported .....	9	4 919	1 011	287	66	6	—
<b>Ponce</b> .....	<b>385</b>	<b>199 341</b>	<b>67 844</b>	<b>17 177</b>	<b>5 500</b>	<b>244</b>	<b>48</b>
In a mall or shopping center .....	202	13 280	3 053	692	308	8	4
Not in a mall or shopping center .....	202	88 813	38 541	9 929	3 410	145	31
Not reported .....	158	97 248	26 250	6 556	1 782	91	13
<b>Quebradillas</b> .....	<b>25</b>	<b>5 235</b>	<b>1 302</b>	<b>320</b>	<b>134</b>	<b>24</b>	<b>7</b>
In a mall or shopping center .....	—	—	—	—	—	—	—
Not in a mall or shopping center .....	15	1 382	287	74	40	17	7
Not reported .....	10	3 853	1 015	246	94	7	—
<b>Rincón</b> .....	<b>11</b>	<b>4 561</b>	<b>1 660</b>	<b>405</b>	<b>134</b>	<b>9</b>	<b>1</b>
In a mall or shopping center .....	—	—	—	—	—	—	—
Not in a mall or shopping center .....	3	184	35	7	5	4	1
Not reported .....	8	4 377	1 625	398	129	5	—
<b>Río Grande</b> .....	<b>33</b>	<b>70 881</b>	<b>24 190</b>	<b>6 491</b>	<b>1 638</b>	<b>28</b>	<b>5</b>
In a mall or shopping center .....	1	D	D	D	a	D	D
Not in a mall or shopping center .....	17	D	D	D	b	D	D
Not reported .....	15	65 866	23 141	6 273	1 555	11	3
<b>Sabana Grande</b> .....	<b>34</b>	<b>4 366</b>	<b>842</b>	<b>190</b>	<b>88</b>	<b>29</b>	<b>7</b>
In a mall or shopping center .....	—	—	—	—	—	—	—
Not in a mall or shopping center .....	24	1 926	384	89	57	23	7
Not reported .....	10	2 440	458	101	31	6	—
<b>Salinas</b> .....	<b>23</b>	<b>16 774</b>	<b>3 361</b>	<b>787</b>	<b>306</b>	<b>16</b>	<b>4</b>
In a mall or shopping center .....	1	D	D	D	a	D	D
Not in a mall or shopping center .....	11	D	D	D	b	D	D
Not reported .....	11	14 794	2 945	697	244	4	—
<b>San Germán</b> .....	<b>57</b>	<b>19 178</b>	<b>10 469</b>	<b>2 310</b>	<b>899</b>	<b>51</b>	<b>9</b>
In a mall or shopping center .....	8	2 035	382	86	56	6	3
Not in a mall or shopping center .....	34	15 857	9 790	2 144	807	33	5
Not reported .....	15	1 286	297	80	36	12	1
<b>San Juan</b> .....	<b>3 031</b>	<b>2 842 683</b>	<b>774 675</b>	<b>181 076</b>	<b>52 956</b>	<b>1 751</b>	<b>196</b>
In a mall or shopping center .....	105	74 182	30 261	6 895	2 898	42	8
Not in a mall or shopping center .....	1 608	1 469 456	428 668	101 756	29 152	960	144
Not reported .....	1 318	1 299 045	315 746	72 425	20 906	749	44
<b>San Lorenzo</b> .....	<b>23</b>	<b>2 654</b>	<b>500</b>	<b>112</b>	<b>52</b>	<b>18</b>	<b>1</b>
In a mall or shopping center .....	—	—	—	—	—	—	—
Not in a mall or shopping center .....	14	1 518	252	58	21	11	1
Not reported .....	9	1 136	248	54	31	7	—
<b>San Sebastián</b> .....	<b>50</b>	<b>5 420</b>	<b>904</b>	<b>212</b>	<b>105</b>	<b>36</b>	<b>7</b>
In a mall or shopping center .....	2	D	D	D	a	D	D
Not in a mall or shopping center .....	30	3 463	485	121	59	23	4
Not reported .....	18	D	D	D	b	D	D
<b>Santa Isabel</b> .....	<b>13</b>	<b>3 274</b>	<b>1 013</b>	<b>211</b>	<b>133</b>	<b>7</b>	<b>—</b>
In a mall or shopping center .....	—	—	—	—	—	—	—
Not in a mall or shopping center .....	3	529	281	50	77	3	—
Not reported .....	10	2 745	732	161	56	4	—
<b>Toa Alta</b> .....	<b>37</b>	<b>7 376</b>	<b>1 531</b>	<b>323</b>	<b>150</b>	<b>32</b>	<b>1</b>
In a mall or shopping center .....	—	—	—	—	—	—	—
Not in a mall or shopping center .....	13	2 353	434	81	30	13	1
Not reported .....	24	5 023	1 097	242	120	19	—
<b>Toa Baja</b> .....	<b>144</b>	<b>60 335</b>	<b>14 993</b>	<b>3 342</b>	<b>1 219</b>	<b>91</b>	<b>15</b>
In a mall or shopping center .....	4	1 382	516	126	59	1	—
Not in a mall or shopping center .....	74	32 628	9 928	2 232	789	42	9
Not reported .....	66	26 325	4 549	984	371	48	6
<b>Trujillo Alto</b> .....	<b>82</b>	<b>31 750</b>	<b>8 688</b>	<b>2 074</b>	<b>977</b>	<b>41</b>	<b>2</b>
In a mall or shopping center .....	6	1 732	597	121	72	—	—
Not in a mall or shopping center .....	38	13 114	3 348	806	350	22	2
Not reported .....	38	16 904	4 743	1 147	555	19	—
<b>Utuado</b> .....	<b>34</b>	<b>5 270</b>	<b>860</b>	<b>188</b>	<b>90</b>	<b>29</b>	<b>5</b>
In a mall or shopping center .....	1	D	D	D	a	D	D
Not in a mall or shopping center .....	18	1 565	281	67	38	16	3
Not reported .....	15	D	D	D	b	D	D
<b>Vega Alta</b> .....	<b>34</b>	<b>9 102</b>	<b>1 174</b>	<b>269</b>	<b>109</b>	<b>28</b>	<b>8</b>
In a mall or shopping center .....	1	D	D	D	a	D	D
Not in a mall or shopping center .....	12	D	D	D	b	D	D
Not reported .....	21	6 192	665	145	62	19	6
<b>Vega Baja</b> .....	<b>62</b>	<b>12 289</b>	<b>2 479</b>	<b>528</b>	<b>191</b>	<b>43</b>	<b>8</b>
In a mall or shopping center .....	5	D	D	D	b	D	D
Not in a mall or shopping center .....	39	5 743	1 388	292	113	29	8
Not reported .....	18	D	D	D	b	D	D
<b>Vieques</b> .....	<b>16</b>	<b>3 844</b>	<b>876</b>	<b>230</b>	<b>103</b>	<b>6</b>	<b>—</b>
In a mall or shopping center .....	—	—	—	—	—	—	—
Not in a mall or shopping center .....	6	1 382	363	103	26	3	—
Not reported .....	10	2 462	513	127	77	3	—

See footnotes at end of table.

**Table 11. Summary Statistics by Mall or Shopping Center Location for Municipios: 1997—Con.**

[Detail may not add to total because of rounding. For meaning of abbreviations and symbols, see introductory text. For explanation of terms, see Appendix A]

Geographic area and mall or shopping center location	Establishments (number)	Receipts (\$1,000)	Annual payroll (\$1,000)	First-quarter payroll (\$1,000)	Paid employees for pay period including Mar. 12 (number)	Proprietors and partners (number)	Unpaid family workers (number)
<b>Villalba</b> .....	<b>12</b>	<b>1 443</b>	<b>221</b>	<b>58</b>	<b>31</b>	<b>10</b>	<b>1</b>
In a mall or shopping center .....	—	—	—	—	—	—	—
Not in a mall or shopping center .....	4	342	51	10	7	4	1
Not reported .....	8	1 101	170	48	24	6	—
<b>Yabucoa</b> .....	<b>20</b>	<b>3 740</b>	<b>658</b>	<b>150</b>	<b>64</b>	<b>15</b>	<b>1</b>
In a mall or shopping center .....	1	D	D	D	a	D	D
Not in a mall or shopping center .....	12	D	D	D	a	D	D
Not reported .....	7	2 835	531	120	48	4	—
<b>Yauco</b> .....	<b>53</b>	<b>11 025</b>	<b>2 619</b>	<b>611</b>	<b>250</b>	<b>42</b>	<b>4</b>
In a mall or shopping center .....	3	D	D	D	b	D	D
Not in a mall or shopping center .....	34	7 476	1 791	415	171	29	3
Not reported .....	16	D	D	D	b	D	D

Note: Information on mall or shopping center location was not collected for SIC 70, ex. 702, 704, Hotels & other lodging places. SIC 70, ex. 702, 704, Hotels & other lodging places was assigned to the "Not reported" category.

Table 12. **Guest Rooms and Major Sources of Receipts for Hotels, Paradores, and Motels by Commercial Regions: 1997**

[Detail may not add to total because of rounding. For meaning of abbreviations and symbols, see introductory text. For explanation of terms, see Appendix A]

Geographic area and kind of business	Estab-lishments (number)	Guest rooms as of Dec. 31 (number)	Sources of customer receipts							
			Total (\$1,000)	Guest room rentals (\$1,000)	Meals and nonalcoholic beverages (\$1,000)	Alcoholic beverages (\$1,000)	Packaged liquor, wine, and beer (\$1,000)	Other merchandise (\$1,000)	Casino operations (\$1,000)	Other sources (\$1,000)
<b>PUERTO RICO</b>										
<b>Hotels, paradores, and motels</b> .....	<b>206</b>	<b>14 040</b>	<b>791 499</b>	<b>441 389</b>	<b>121 823</b>	<b>41 717</b>	<b>6 830</b>	<b>9 458</b>	<b>113 991</b>	<b>56 291</b>
Hotels .....	144	12 112	765 831	421 322	119 059	40 293	D	D	113 991	D
100 guest rooms or more .....	30	8 678	713 197	382 451	112 398	37 742	D	7 901	D	53 526
25 to 99 guest rooms .....	58	2 576	41 075	29 845	5 372	D	D	D	D	D
Less than 25 guest rooms .....	56	858	11 559	9 027	1 289	D	D	D	D	D
Motels and guest houses .....	46	1 454	16 592	14 123	D	808	D	D	—	23
Tourist villas and paradores .....	16	474	9 076	5 943	D	616	—	D	—	D
<b>Aguadilla Region</b>										
<b>Hotels, paradores, and motels</b> .....	<b>15</b>	<b>508</b>	<b>9 213</b>	<b>6 524</b>	<b>D</b>	<b>586</b>	<b>—</b>	<b>D</b>	<b>—</b>	<b>D</b>
Hotels .....	11	363	6 368	4 717	D	D	—	D	—	D
100 guest rooms or more .....	—	—	—	—	—	—	—	—	—	—
25 to 99 guest rooms .....	9	332	D	D	D	D	—	D	—	D
Less than 25 guest rooms .....	2	31	D	D	D	D	—	D	—	D
Motels and guest houses .....	1	32	D	D	—	D	—	—	—	—
Tourist villas and paradores .....	3	113	D	D	D	D	—	D	—	D
<b>Arecibo Region</b>										
<b>Hotels, paradores, and motels</b> .....	<b>9</b>	<b>296</b>	<b>3 068</b>	<b>2 062</b>	<b>D</b>	<b>D</b>	<b>D</b>	<b>D</b>	<b>—</b>	<b>D</b>
Hotels .....	3	120	1 401	D	D	D	—	D	—	D
100 guest rooms or more .....	—	—	—	—	—	—	—	—	—	—
25 to 99 guest rooms .....	2	100	D	D	D	D	—	D	—	D
Less than 25 guest rooms .....	1	20	D	D	D	D	—	—	—	—
Motels and guest houses .....	6	176	1 667	D	D	D	D	D	—	D
Tourist villas and paradores .....	—	—	—	—	—	—	—	—	—	—
<b>Bayamón Region</b>										
<b>Hotels, paradores, and motels</b> .....	<b>8</b>	<b>1 030</b>	<b>D</b>	<b>D</b>	<b>D</b>	<b>D</b>	<b>—</b>	<b>D</b>	<b>D</b>	<b>D</b>
Hotels .....	4	829	D	D	D	D	—	D	D	D
100 guest rooms or more .....	2	804	D	D	D	D	—	D	D	D
25 to 99 guest rooms .....	—	—	—	—	—	—	—	—	—	—
Less than 25 guest rooms .....	2	25	D	D	D	D	—	D	—	D
Motels and guest houses .....	4	201	D	D	D	D	—	D	—	D
Tourist villas and paradores .....	—	—	—	—	—	—	—	—	—	—
<b>Caguas Region</b>										
<b>Hotels, paradores, and motels</b> .....	<b>17</b>	<b>756</b>	<b>39 937</b>	<b>28 801</b>	<b>D</b>	<b>D</b>	<b>—</b>	<b>24</b>	<b>—</b>	<b>D</b>
Hotels .....	13	613	D	D	D	D	—	24	—	D
100 guest rooms or more .....	1	250	D	D	D	D	—	—	—	D
25 to 99 guest rooms .....	5	247	D	D	93	D	—	D	—	—
Less than 25 guest rooms .....	7	116	D	D	175	D	—	D	—	D
Motels and guest houses .....	3	127	D	D	—	D	—	—	—	—
Tourist villas and paradores .....	1	16	D	D	D	D	—	—	—	—
<b>Fajardo Region</b>										
<b>Hotels, paradores, and motels</b> .....	<b>17</b>	<b>1 832</b>	<b>D</b>	<b>D</b>	<b>D</b>	<b>2 600</b>	<b>D</b>	<b>D</b>	<b>D</b>	<b>D</b>
Hotels .....	8	1 645	D	D	D	D	D	D	D	D
100 guest rooms or more .....	2	1 516	D	D	D	D	D	D	D	D
25 to 99 guest rooms .....	3	94	D	D	D	D	—	D	—	D
Less than 25 guest rooms .....	3	35	D	D	D	D	—	D	—	D
Motels and guest houses .....	5	118	D	D	D	D	—	—	—	—
Tourist villas and paradores .....	4	69	D	D	D	D	—	D	—	D
<b>Guayama Region</b>										
<b>Hotels, paradores, and motels</b> .....	<b>7</b>	<b>137</b>	<b>1 072</b>	<b>D</b>	<b>209</b>	<b>D</b>	<b>—</b>	<b>D</b>	<b>—</b>	<b>D</b>
Hotels .....	6	129	D	D	209	D	—	D	—	D
100 guest rooms or more .....	—	—	—	—	—	—	—	—	—	—
25 to 99 guest rooms .....	3	92	D	459	D	D	—	D	—	—
Less than 25 guest rooms .....	3	37	391	D	D	D	—	D	—	D
Motels and guest houses .....	—	—	—	—	—	—	—	—	—	—
Tourist villas and paradores .....	1	8	D	D	—	—	—	—	—	—

Table 12. **Guest Rooms and Major Sources of Receipts for Hotels, Paradores, and Motels by Commercial Regions: 1997—Con.**

[Detail may not add to total because of rounding. For meaning of abbreviations and symbols, see introductory text. For explanation of terms, see Appendix A]

Geographic area and kind of business	Estab- lishments (number)	Guest rooms as of Dec. 31 (number)	Sources of customer receipts							
			Total (\$1,000)	Guest room rentals (\$1,000)	Meals and nonalcoholic beverages (\$1,000)	Alcoholic beverages (\$1,000)	Packaged liquor, wine, and beer (\$1,000)	Other merchandise (\$1,000)	Casino operations (\$1,000)	Other sources (\$1,000)
<b>Mayagüez Region</b>										
<b>Hotels, paradores, and motels .....</b>	<b>36</b>	<b>1 224</b>	<b>D</b>	<b>17 485</b>	<b>5 622</b>	<b>1 542</b>	<b>D</b>	<b>D</b>	<b>D</b>	<b>1 858</b>
Hotels .....	25	918	D	14 299	D	1 164	D	D	D	D
100 guest rooms or more .....	2	294	D	D	D	D	D	—	D	D
25 to 99 guest rooms .....	9	395	5 794	4 027	1 014	D	D	D	—	D
Less than 25 guest rooms .....	14	229	1 934	D	D	D	—	D	—	D
Motels and guest houses .....	6	104	D	D	D	D	D	D	—	D
Tourist villas and paradores .....	5	202	D	D	D	D	—	D	—	D
<b>Ponce Region</b>										
<b>Hotels, paradores, and motels .....</b>	<b>18</b>	<b>1 072</b>	<b>39 013</b>	<b>D</b>	<b>6 953</b>	<b>2 813</b>	<b>—</b>	<b>D</b>	<b>D</b>	<b>2 261</b>
Hotels .....	16	1 011	D	18 231	D	D	—	D	D	2 261
100 guest rooms or more .....	5	596	D	13 977	6 237	D	—	D	D	D
25 to 99 guest rooms .....	6	317	4 943	D	616	D	—	D	—	D
Less than 25 guest rooms .....	5	98	1 181	D	D	D	—	—	—	—
Motels and guest houses .....	2	61	D	D	D	D	—	—	—	—
Tourist villas and paradores .....	—	—	—	—	—	—	—	—	—	—
<b>San Juan Region</b>										
<b>Hotels, paradores, and motels .....</b>	<b>79</b>	<b>7 185</b>	<b>412 818</b>	<b>225 671</b>	<b>56 005</b>	<b>23 222</b>	<b>3 872</b>	<b>3 618</b>	<b>81 880</b>	<b>18 549</b>
Hotels .....	58	6 484	403 389	217 463	55 311	D	D	D	81 880	D
100 guest rooms or more .....	18	5 218	378 908	199 252	52 399	22 015	D	D	D	17 554
25 to 99 guest rooms .....	21	999	20 025	14 668	2 543	598	D	D	D	D
Less than 25 guest rooms .....	19	267	4 456	3 543	369	D	D	81	—	D
Motels and guest houses .....	19	635	D	D	D	D	D	D	—	D
Tourist villas and paradores .....	2	66	D	D	D	D	—	D	—	D

**Table 13. Major Sources of Receipts by Room Size for Hotels, Paradores, and Motels: 1997**

[Detail may not add to total because of rounding. For meaning of abbreviations and symbols, see introductory text. For explanation of terms, see Appendix A]

Room size of establishment	Estab- lishments (number)	Guest rooms as of Dec. 31 (number)	Sources of customer receipts							
			Total (\$1,000)	Guest room rentals (\$1,000)	Meals and nonalcoholic beverages (\$1,000)	Alcoholic beverages (\$1,000)	Packaged liquor, wine, and beer (\$1,000)	Other merchandise (\$1,000)	Casino operations (\$1,000)	Other sources (\$1,000)
<b>Hotels, paradores, and motels .....</b>	<b>206</b>	<b>14 040</b>	<b>791 499</b>	<b>441 389</b>	<b>121 823</b>	<b>41 717</b>	<b>6 830</b>	<b>9 458</b>	<b>113 991</b>	<b>56 291</b>
Less than 10 guest rooms .....	22	153	1 761	1 360	D	D	D	D	—	D
10 to 14 guest rooms .....	16	190	3 094	2 358	440	D	—	D	—	D
15 to 19 guest rooms .....	22	365	5 236	4 018	694	422	—	D	—	25
20 to 24 guest rooms .....	24	511	5 982	4 790	600	D	—	D	—	D
25 to 29 guest rooms .....	14	362	4 362	3 485	D	139	—	D	—	49
30 to 39 guest rooms .....	28	931	12 056	8 158	2 098	825	D	D	—	187
40 to 49 guest rooms .....	18	775	11 339	8 546	1 327	637	D	D	—	371
50 to 99 guest rooms .....	32	2 075	34 472	26 222	3 611	1 366	D	D	D	1 886
100 to 299 guest rooms .....	21	3 694	245 626	149 652	36 065	D	D	D	D	D
300 guest rooms or more .....	9	4 984	467 571	232 799	76 333	D	D	D	89 525	36 100

**Table 14. Major Sources of Receipts by Receipt Size for Hotels, Paradores, and Motels: 1997**

[Detail may not add to total because of rounding. For meaning of abbreviations and symbols, see introductory text. For explanation of terms, see Appendix A]

Receipt size of establishment	Estab- lishments (number)	Guest rooms as of Dec. 31 (number)	Sources of customer receipts							
			Total (\$1,000)	Guest room rentals (\$1,000)	Meals and nonalcoholic beverages (\$1,000)	Alcoholic beverages (\$1,000)	Packaged liquor, wine, and beer (\$1,000)	Other merchandise (\$1,000)	Casino operations (\$1,000)	Other sources (\$1,000)
<b>Hotels, paradores, and motels .....</b>	<b>206</b>	<b>14 040</b>	<b>791 499</b>	<b>441 389</b>	<b>121 823</b>	<b>41 717</b>	<b>6 830</b>	<b>9 458</b>	<b>113 991</b>	<b>56 291</b>
With annual receipts of—										
Less than \$100,000 .....	34	467	1 772	1 509	155	79	D	D	—	D
\$100,000 to \$249,999 .....	52	1 181	8 976	7 084	950	508	D	224	—	D
\$250,000 to \$299,999 .....	10	298	2 738	2 218	252	166	D	D	—	55
\$300,000 to \$499,999 .....	31	936	12 037	9 646	1 449	691	D	149	—	D
\$500,000 to \$999,999 .....	30	1 447	21 806	16 649	2 484	1 029	D	801	—	D
\$1,000,000 or more .....	49	9 711	744 170	404 282	116 533	39 243	6 644	8 238	113 991	55 239

**Table 15. Tourist Encouragement Law: 1997**

[Detail may not add to total because of rounding. For meaning of abbreviations and symbols, see introductory text. For explanation of terms, see Appendix A]

Kind of business	All establishments (number)	Operating under tourist encouragement law		Not reported (number)
		Establishments (number)	Receipts (\$1,000)	
Hotels .....	144	36	287 415	45
Motels and guest houses .....	46	1	D	15
Tourist villas and paradores .....	16	8	D	2

## Appendix A. Explanation of Terms

## Apéndice A. Explicación de los Términos

**Number of establishments.** Includes all establishments in operation at any time during the year. It covers all full- and part-year operations. An establishment is not necessarily identical with a company or enterprise, which may consist of one or more establishments. Census figures represent a summary of reports for individual establishments rather than companies.

**Annual payroll.** Payroll includes all forms of compensation, such as salaries, wages, commissions, bonuses, vacation allowances, sick-leave pay, and value of payments-in-kind (e.g., free meals and lodging) paid during the year to all employees. For corporations, it includes amounts paid to officers and executives; for unincorporated businesses, it does not include profit or other compensation of proprietors and partners. Payroll is reported before deductions for social security, income tax, insurance, union dues, and other withholdings. This definition of payroll is the same as that used by the Internal Revenue Service (IRS) for form 941PR.

**First-quarter payroll.** This item consists of payroll, as defined above, paid to persons employed at any time during the quarter from January to March 1997.

**Paid employees.** Paid employees consist of the number of employees (both full- and part-time), including salaried officers and executives of corporations, who were on the payroll in the pay period which included March 12, 1997. Included are employees on paid sick leave, paid holidays, and paid vacations; not included are proprietors and partners of unincorporated businesses. This definition of paid employees is the same as that used on IRS form 941PR.

**Proprietors and partners, working.** Includes proprietors and partners of unincorporated businesses who worked 15 hours or more during the week which included March 12, 1997.

**Unpaid family workers.** Includes all unpaid family members who worked 15 hours or more during the week which included March 12, 1997.

**Número de establecimientos.** Comprende todos los establecimientos que estuvieron activos durante cualquier período del año. Cubre todas las operaciones que duraron el año entero al igual que aquellas que duraron parte del año. Un establecimiento no es necesariamente idéntico a una compañía o empresa, la cual podría tener uno o más establecimientos. Las estadísticas del censo representan un resumen de los informes individuales de cada establecimiento y no de las compañías.

**Nómina.** La nómina incluye todo tipo de compensación, como por ejemplo, salarios, sueldos, comisiones, bonificaciones, pagos por vacaciones, enfermedad y el equivalente en efectivo de pagos en especie (tales como comidas gratuitas y alojamiento), pagadas durante el año a todos los empleados. Para las corporaciones, la nómina incluye las cantidades pagadas a los oficiales y ejecutivos. Si el establecimiento no es una corporación, la nómina excluye los beneficios y compensaciones pagadas a los propietarios y socios. La cantidad de la nómina de sueldos se declara sin restar los pagos por seguro social, contribuciones sobre ingresos, primas de seguro, cuotas de sindicatos y otros ajustes. La definición de nómina que se presenta es la misma que empleó el Servicio de Rentas Internas (IRS) en el formulario 941PR.

**Nómina del primer trimestre.** Esta cifra consta de la nómina, según se define anteriormente, pagada a personas empleadas en cualquier momento durante el trimestre de enero a marzo de 1997.

**Empleados.** Comprende el número de empleados (de jornada completa o parcial), incluyendo oficiales asalariados y ejecutivos de corporaciones quienes estuvieron en la nómina durante el período de pago que incluyó el 12 de marzo de 1997. Están incluidos aquellos empleados a quienes se les pagaron días feriados, o los días libres tomados como vacaciones o días de enfermedad durante esos períodos de pago; no se incluyen los propietarios y socios de negocios no incorporados. La definición de empleados que se presenta es la misma que empleó el Servicio de Rentas Internas (IRS) en el formulario 941PR.

**Proprietarios y socios que trabajan.** Comprende propietarios y socios de negocios que no están incorporados quienes trabajaron 15 horas o más durante la semana que incluyó el 12 de marzo de 1997.

**Familiares no remunerados.** Comprende todos los familiares que trabajaron sin sueldo 15 horas o más durante la semana que incluyó el 12 de marzo de 1997.



---

**Legal form of organization.** The legal form of organization for an establishment was based on the response to the organization status inquiry. This report presents data for the following legal forms of organizations:

- **Individual proprietorship.** An unincorporated business owned by an individual.
- **Corporation.** Business legally incorporated under Puerto Rico or state laws. Data are presented for the following types of corporations:
  - **Private corporation.** Business offering securities privately to a limited number of persons or institutions and not required by the U.S. Securities and Exchange Commission laws to disclose detailed financial information to the public.
  - **Public corporation.** Business offering securities publicly that is required by the U.S. Securities and Exchange Commission laws to disclose detailed financial information to the public.
- **Other legal forms.** Included in this group are partnerships, cooperative associations, estates, etc.

**Sales and receipts.** Sales and receipts include sales of merchandise, receipts for repairs and other services to customers, and delivery charges whether or not payment was received in 1997. Sales and receipts are net after deductions for refunds and allowances for merchandise returned by customers. Trade-in allowances are not deducted from total sales. Sales and receipts include income from business activities classified in a major category other than the one assigned to the establishment; e.g., wholesalers may have receipts from sales at retail, and, similarly, retailers may have receipts from sales at wholesale.

Sales and receipts do not include carrying or other credit charges; commissions from vending machine operations; or nonoperating income from such sources as investments, rental or sale of real estate; nor wholesale and retail sales or service receipts made by construction or manufacturing establishments.

The following terms apply only to wholesale trade:

**Tipo de organización jurídica.** El tipo de organización jurídica del establecimiento está basado en la respuesta a la pregunta de organización jurídica. Esta publicación presenta datos para los siguientes tipos de organización jurídica:

- **Propietario individual.** Un negocio que no está incorporado y donde el dueño es un individuo.
- **Corporación.** Negocio legalmente incorporado bajo las leyes de Puerto Rico o de los estados. Datos se presentan para los siguientes tipos de corporación:
  - **Corporación privada.** Negocio que ofrece acciones privadamente a un número limitado de personas o instituciones y que no es requerido por las leyes de la Comisión de la Bolsa de Valores de los EE.UU. a divulgar al público información financiera detallada.
  - **Corporación pública.** Negocio que ofrece acciones públicamente y que es requerido por las leyes de la Comisión de la Bolsa de Valores de los EE.UU. a divulgar al público información financiera detallada.
- **Otro tipo de organización jurídica.** Se incluyen en este grupo las sociedades de propietarios, las asociaciones cooperativas, las sucesiones, etc.

**Ventas e ingresos.** Las ventas e ingresos incluyen las ventas de mercancía, los ingresos por concepto de reparaciones y otros servicios prestados a clientes, y los cargos por entrega de la mercancía, hubiérase recibido o no el pago durante 1997. Las ventas e ingresos son netos después de restarse los reembolsos y hacerse los ajustes necesarios por la devolución de mercancía. Mercancía entregada como pago parcial en la compra de mercancía nueva no se resta del total de ventas. Las ventas e ingresos incluyen los ingresos obtenidos de las actividades comerciales que están clasificadas bajo una categoría principal diferente a la que se le asigna al establecimiento; por ejemplo, los mayoristas pueden recibir ingresos de ventas al por menor y, en forma similar, los detallistas pueden recibir ingresos de ventas al por mayor.

Las ventas e ingresos no incluyen los intereses o cargos por concesión de crédito; comisiones obtenidas de las operaciones relacionadas con las máquinas que venden cigarrillos, dulces, etc.; ni ingreso no operativo obtenido de fuentes tales como inversiones, alquiler o venta de bienes raíces; tampoco incluyen los ingresos de los servicios prestados ni los ingresos de las ventas realizadas al por mayor o al por menor por los establecimientos de construcción o manufactura.

Los siguientes términos son pertinentes únicamente cuando se trata del comercio al por mayor:

---

**Operating expenses.** Operating expenses include payroll as well as other overhead expenses of the establishment and the prorated share of any general office expense. They do not include the cost of merchandise for sale, income and excise taxes, or withdrawals by owners or part owners of unincorporated businesses.

**Inventories, end of year.** Inventories consist of stock of merchandise for sale at the end of the year. Inventories are reported on an ownership basis; all merchandise owned by reporting establishments are included, even though some may be held by others for sale on consignment.

**Class-of-customer.** Class-of-customer sales of all wholesale establishments are reported by the following types of customers to whom the sales were made:

- **Farmers.** Includes sales to farmers for use in agricultural production rather than personal consumption.
- **Builders and contractors.** Includes sales to contractors, builders, and applicators for use in construction rather than for resale.
- **Export sales.** Includes sales made to buyers outside Puerto Rico.
- **Retailers and repair shops.** Includes sales to retailers of all types (retail chain organizations, independent stores, department stores, etc.) who normally buy for resale to home consumers. Includes also sales to all types of repair shops.
- **Other wholesale organizations.** Includes sales to organizations that normally purchase for resale at wholesale, including sales to purchasers who buy for resale to industrial, institutional, and similar users. Sales made through agents and brokers selling on the account of others are also included in this category.
- **Household and individual users.** Includes sales to individuals for personal consumption.
- **Institutional, commercial, and professional users.** Includes sales to commercial, professional, and institutional users. Also included are sales to laboratories, service businesses, public utilities, restaurants, food processors, and other business concerns that normally buy for business use rather than for resale.

**Gastos de operación.** Los gastos de operación incluyen las nóminas de sueldos, al igual que otros gastos generales de los establecimientos y la proporción a prorrata de cualquier gasto general de oficina. Esto no incluye el costo de la mercancía para la venta, los impuestos sobre ingresos y mercancía o el dinero retirado por los propietarios o socios de negocios no incorporados.

**Inventarios a fin de año.** Los inventarios constan del surtido de mercancía que esté disponible para la venta al finalizar el año. Los inventarios se declaran en base a la propiedad; se incluye toda mercancía que sea propiedad de los establecimientos informantes, aunque parte de la mercancía esté en manos de otros para ser vendida a consignación.

**Clase de cliente.** Las ventas según la clase de cliente para todos los establecimientos de comercio al por mayor, son declaradas por los siguientes tipos de clientes:

- **Agricultores.** Esta clasificación incluye las ventas a agricultores que utilizan los productos para la producción agrícola y no para consumo personal.
- **Trabajadores de construcción y contratistas.** Esta clasificación incluye las ventas a contratistas, trabajadores de construcción y aplicadores que utilizan los productos para la construcción y no para la reventa.
- **Ventas de exportación.** Esta clasificación incluye las ventas hechas a compradores que no residen en Puerto Rico.
- **Minoristas y talleres de reparaciones.** Esta clasificación incluye las ventas a minoristas de todas clases (cadenas de minoristas, tiendas independientes, tiendas por departamento, etc.) quienes por lo regular compran mercancía para revenderla a consumidores domésticos. También se incluyen las ventas a todo tipo de taller de reparación.
- **Otras organizaciones mayoristas.** Esta categoría incluye las ventas a organizaciones que por lo regular compran mercancía para revenderla al por mayor, inclusive las ventas a compradores que revenden la mercancía a usuarios industriales, usuarios de colectividades y otros similares. Las ventas realizadas por mediación de agentes y corredores que venden a cuenta de otros también se incluyen en esta categoría.
- **Usuarios domésticos e individuales.** Esta categoría incluye las ventas a individuos que utilizan la mercancía para consumo personal.
- **Usuarios de colectividades, comerciales y profesionales.** Esta categoría incluye las ventas a usuarios de colectividades y usuarios comerciales y profesionales. También incluye las ventas a laboratorios, empresas de servicios públicos, restaurantes, empresas para la elaboración de alimentos y otras empresas que por lo regular compran los productos para uso propio y no para la reventa.

- **Industrial users.** Includes sales to industrial users for use in manufacturing, mining, and other industrial activities.
- **Governmental bodies.** Includes sales to the Federal Government (including the military, post exchanges, General Services Administration, Government Printing Office, and similar federal agencies) and to the Commonwealth and local governments.

**Employment by activity.** Employees of all wholesale establishments are classified in the following categories according to their principal activity for the pay period including March 12.

- **Selling employees.** Includes employees primarily engaged in selling merchandise and services both from the business location and from outside the business location (such as traveling salesmen).
- **Sales support employees.** Includes employees engaged in office and clerical work servicing the business location such as billing clerks, secretaries, payroll clerks, and so forth. Includes also employees engaged in warehousing activities for the business location.
- **Auxiliary employees.** Includes employees primarily engaged in various management, accounting, clerical, warehousing, and other services for other company establishments. It also includes corporate officers unless primarily engaged in sales activities.
- **Manufacturing employees.** Includes employees primarily engaged in the manufacture of products.
- **Other types of employees.** Includes all other types of employees such as janitors, mechanics, and truck drivers not included in the categories above.

The following term applies only to retail trade and service industries:

- **Usuarios industriales.** Esta categoría incluye las ventas a usuarios industriales para manufactura, minería y otras actividades industriales.
- **Dependencias gubernamentales.** Esta categoría incluye las ventas al gobierno federal (incluyendo al ejército, comisarías militares, la Administración de Servicios Generales, la Oficina de Imprenta y otras agencias federales similares), así como también incluye las ventas a gobiernos estatales y locales.

**Empleo según la actividad.** Los empleados de todos los establecimientos de comercio al por mayor han sido clasificados en las siguientes categorías de acuerdo a las actividades que desempeñaron durante el período de pago que incluyó el 12 de marzo.

- **Vendedores.** Esta categoría incluye a los empleados que se dedican principalmente a vender mercancía y servicios tanto desde el lugar donde está ubicado el establecimiento como desde fuera del establecimiento (tales como los vendedores viajantes).
- **Empleados de apoyo.** Esta categoría incluye a los empleados que trabajan para el establecimiento principalmente como oficinistas, facturadores, secretarías, cajeros pagadores de nómina y así sucesivamente. También incluye a los empleados que se dedican principalmente al trabajo de almacén del establecimiento.
- **Empleados auxiliares.** Esta categoría incluye a los empleados que se dedican principalmente a prestar varios servicios, tales como servicios de gerencia, contabilidad, secretaría, almacenamiento y así sucesivamente, a otros establecimientos de la compañía. También incluye los ejecutivos de la empresa, a menos que estos se dediquen principalmente a las ventas.
- **Empleados de manufactura.** Esta categoría incluye a empleados que se dedican principalmente a la elaboración de productos.
- **Otros tipos de empleados.** Esta categoría incluye a todos los otros tipos de empleados, tales como conserjes, mecánicos, choferes de camiones y así sucesivamente, que no han sido incluidos en las categorías anteriores.

El siguiente término aplica solamente al comercio al por menor y para industrias de servicios:

---

**Mall or shopping center location.** Retail trade and service industries data on mall or shopping center location for businesses were based on the information provided by the respondents. Data are tabulated according to the physical location of the business in a mall or shopping center. Information about mall or shopping center location was not collected for SIC 70, Hotels and other lodging places. Hotels and other lodging places were tabulated under the "Not reported" category.

The following term applies only to retail trade:

**Franchise holders.** Data on businesses operating as a franchise, presented by selected retail trade kinds of business, were based on the information provided by the respondents.

The following terms apply only to SIC 701 in service industries:

**Guest rooms (hotels).** Guest rooms consist of the number of rooms that can be rented as separate units. In tables that present data for both hotels and motels, this term, when associated with motels, motor hotels, tourist villas, and paradores refers to "rental units." (See explanation below.) Suites of rooms that cannot be subdivided are counted as a single unit. The number of guest rooms as of December 31, 1997, was tabulated only for establishments in business at the end of the year.

**Rental units (motels, tourist villas, and paradores).** Rental units consist of rooms, apartments, cabin units, and other types of lodging accommodations normally rented as a single unit. The number of rental units was tabulated only for establishments in business at the end of the year.

**Tourist encouragement law.** Services data presented on businesses that operate under the Puerto Rico Tourist Encouragement Law were based on the information provided by the respondent. The Tourism Incentives Act of 1993, was designed to stimulate investment in hotel operations on the island. It provides exemptions from income, property, and municipal license taxes for a period of up to 10 years.

**Localización en un "mall" o centro comercial.** Los datos para los sectores de comercio al por menor y de servicios sobre la localización de los negocios dentro de un "mall" o centro comercial, fueron basados en la información provista por los respondedores. Los datos están tabulados según la localización física del negocio dentro de un "mall" o centro comercial. La información sobre la localización del negocio dentro de un "mall" o centro comercial no se recopiló para el CIU 70, Hoteles y otros lugares de alojamiento. Los hoteles y otros lugares de alojamiento se tabularon bajo la categoría "No reportado."

El siguiente término aplica solamente al comercio al por menor:

**Operadores de franquicias.** Los datos sobre los negocios que operan como una franquicia, presentados para ciertos tipos de negocios en el sector de comercio al por menor, fueron basados en la información provista por los respondedores.

Los siguientes términos aplican solamente al CIU 701 para industrias de servicios:

**Habitaciones para huéspedes (hoteles).** Las habitaciones para huéspedes consisten en el número de habitaciones que pueden ser alquiladas como unidades individuales. Este término se refiere a "unidades de arriendo" cuando aparece relacionado con moteles, villas turísticas y paradores en las tablas que proporcionan datos sobre hoteles y moteles. (Véase la explicación a continuación.) Las "suites" de habitaciones que no pueden ser subdivididas son contadas como una sola unidad. El número de habitaciones que habían el 31 de diciembre de 1997, fue tabulado únicamente para los establecimientos que estaban activos a fin de año.

**Unidades de arriendo (moteles, villas turísticas y paradores).** Las unidades de arriendo consisten de habitaciones, apartamentos, cabañas y otros tipos de alojamiento que por lo general se alquilan como una sola unidad. El número de unidades de arriendo fue tabulado únicamente para los establecimientos que estaban activos a fin de año.

**Ley de incentivos turísticos.** Los datos para las industrias de servicios presentados para los establecimientos que están acogidos a la Ley de Incentivos Turísticos de Puerto Rico, fueron basados en la información provista por los respondedores. La Ley de Incentivos Turísticos de 1993, fue creada para promover la inversión en las operaciones hoteleras de la isla. La misma provee exenciones contributivas sobre ingreso, propiedad, y licencias municipales por un período de hasta 10 años.

## **KIND-OF-BUSINESS CLASSIFICATIONS— WHOLESALE TRADE**

Wholesale trade, major groups 50 and 51 in the 1987 SIC Manual, includes establishments primarily engaged in selling merchandise to retailers; to industrial, commercial, institutional, farm, or professional business users; or to other wholesalers; or acting as agents or brokers in buying merchandise for or selling merchandise to such persons or companies. Establishments primarily engaged in the wholesale distribution of used products are classified on the basis of the products sold.

Establishments primarily engaged in selling merchandise to contractors are included in wholesale trade, with the exception of lumber yards and paint, glass, and wallpaper stores. These exceptions are classified in retail trade if they sell to the general public and are known as “retail” in the trade, even if a higher proportion of their sales is made to contractors.

Establishments covered by the census were assigned to a kind-of-business classification in accordance with the industry classifications defined in the 1987 SIC Manual. However, because of the low number of establishments in some industry groups, the kinds of business shown in this report are often limited to the three-digit SIC codes.

Kind-of-business classifications are not interchangeable with commodity classifications because most businesses sell several kinds of commodities. The kind-of-business code assigned generally reflects either the individual commodity or the commodity group that is the primary source of the establishment’s receipts, or some mixture of commodities which characterizes the establishment’s business. Thus, the classification of establishments by kind of business generally does not make it possible to determine either the number of establishments handling a particular commodity or the sales of that commodity. For example, the “groceries and related products” classification excludes establishments selling food if the sale of food is not the primary source of receipts; moreover, even though establishments are classified as “groceries and related products,” some of their receipts may be derived from the sale of nonfood products. Some indication of the extent to which commodities are handled by different kinds of business is given in the 1997 Economic Census of Puerto Rico, Subject Statistics report for Wholesale Trade and Retail Trade (OA97E-2).

## **CLASIFICACIONES DE TIPO DE NEGOCIO—COMERCIO AL POR MAYOR**

El comercio al por mayor, según los grupos principales 50 y 51 del Manual de CIU de 1987, incluye establecimientos que se dedican principalmente a la venta de mercancía a comerciantes detallistas; usuarios del sector industrial, comercial, institucional, agrícola o profesional; o a otros mayoristas; a la vez que incluye establecimientos que hacen las veces de agentes o corredores en la compra o venta de mercancía de tales personas o compañías. Los establecimientos que se dedican principalmente a la distribución al por mayor de productos usados son clasificados en base a los productos vendidos.

Los establecimientos que se dedican principalmente a vender mercancía a contratistas son considerados como establecimientos de comercio al por mayor, exceptuando las madererías y las tiendas de pintura, cristal y papel para empapelar paredes. Estas excepciones son clasificadas como establecimientos de comercio al por menor si venden sus productos al público en general y si se conocen como detallistas dentro de la profesión, aún cuando las ventas a contratistas representen la mayor parte del total de sus ventas.

A los establecimientos abarcados por el censo se les clasificó según el tipo de negocio, conforme a las clasificaciones industriales definidas en el Manual de CIU de 1987. Sin embargo, debido a que algunos grupos industriales tienen muy pocos establecimientos, los tipos de negocios que aparecen en este informe suelen estar limitados a códigos de CIU de sólo tres dígitos.

Las clasificaciones de tipo de negocio no pueden intercambiarse con las clasificaciones de la mercancía, porque la mayoría de los negocios venden varios tipos de mercancía. El código de tipo de negocio que se asigna generalmente refleja el producto individual o el grupo de productos que constituye la fuente principal de los ingresos del establecimiento, o alguna combinación de los productos que caracteriza el tipo de negocio al que se dedica el establecimiento. De este modo, la clasificación de los establecimientos, según el tipo de negocio, generalmente no permite determinar ni el número de establecimientos que venden un producto en particular ni la cantidad de ventas que tiene el producto. Por ejemplo, la clasificación de “comestibles y productos relacionados” excluye los establecimientos que venden alimentos si la venta de los mismos no es la fuente principal de sus ingresos; además aún cuando los establecimientos sean clasificados como “comestibles y productos relacionados,” algunos de sus ingresos pueden derivarse de la venta de productos que no sean comestibles. El informe temático del Censo Económico de Puerto Rico de 1997 que trata sobre las industrias de comercio al por mayor y comercio al por menor (OA97E-2) indica hasta cierto punto cuales son los productos que venden los diferentes tipos de negocios.

---

## TYPE-OF-OPERATION CLASSIFICATIONS

In addition to being classified by kind of business, each wholesale establishment was classified for the census by type of operation according to the ownership of the business, ownership of the goods sold, or character of the principal transactions. Establishments in wholesale trade are grouped into three major type-of-operation classifications:

**Merchant wholesalers.** Establishments primarily engaged in buying and selling merchandise on their own account. Included are such types of establishments as wholesale merchants or jobbers, industrial distributors, voluntary group wholesalers, exporters, importers, cash-and-carry wholesalers, retail cooperative warehouses, terminal and country grain elevators, farm products assemblers, wholesale cooperative associations, and petroleum bulk plants and terminals operated by non-refining companies.

**Manufactures' sales branches and offices.** Establishments maintained by manufacturing, refining, or mining companies apart from their plants or mines for marketing their products at wholesale. Branch stores selling to household consumers and individual users are classified in retail trade. Sales branches and offices located at plants and administrative offices are included when separate records are available.

**Agents, brokers, and commission merchants.** Establishments whose operators are in business for themselves and are primarily engaged in selling or buying goods for others. Included are such types of operations as auction companies, import agents, export agents, selling agents, merchandise brokers, and commission merchants. The "sales" of agents, brokers, and commission merchants are the gross sales (or purchase) value of the goods in the transactions negotiated.

In this report data are shown separately for merchant wholesalers. Data for manufactures' sales branches and sales offices and for merchandise agents and brokers are combined and shown under "Other operating types."

## CLASIFICACIONES DE TIPO DE OPERACIÓN

Además de haberse clasificado por clase de negocio, cada establecimiento de comercio al por mayor también fue clasificado para el censo según el tipo de operación y de acuerdo al tipo de propiedad que fuera el negocio, el tipo de propiedad que fueran los artículos vendidos, o la naturaleza de las transacciones principales. Los establecimientos de comercio al por mayor se agrupan en tres clasificaciones principales de tipo de operación:

**Comerciantes mayoristas.** Establecimientos que se dedican principalmente a la compra y venta de mercancía por cuenta propia. Se incluyen tipos de establecimientos tales como comerciantes mayoristas o destajeros, distribuidores industriales, grupos voluntarios de mayoristas, exportadores, importadores, mayoristas que venden "cash and carry," almacenes cooperativos que venden al por menor, elevadores de grano utilizados en las terminales y en el campo, acaparadores de productos agrícolas, asociaciones cooperativas de comercio al por mayor, y terminales y depósitos de petróleo operados por compañías que no son refinerías de petróleo.

**Sucursales y oficinas de ventas de establecimientos manufactureros.** Establecimientos que las empresas manufactureras, refinerías o compañías mineras mantienen separados de las fábricas o minas, con el propósito de vender sus productos al por mayor. Las sucursales que le venden a consumidores domésticos y a usuarios individuales se clasifican como de comercio al por menor. Las sucursales y oficinas de ventas ubicadas en las fábricas y oficinas administrativas se incluyen cuando éstas mantienen sus propios registros aparte.

**Agentes, corredores y vendedores a comisión.** Establecimientos cuyos comerciantes realizan negocios por cuenta propia y se dedican principalmente a la venta o compra de mercancía para terceros. Se incluyen operaciones tales como las de empresas subastadoras, agentes importadores, agentes exportadores, agentes vendedores, corredores y comerciantes a comisión. Las "ventas" de los agentes, corredores y comerciantes a comisión constituyen el valor bruto de venta (o de compra) de los artículos que implican las transacciones negociadas.

En este informe se presentan datos sobre los comerciantes mayoristas por separado. Los datos sobre las oficinas y sucursales de venta de establecimientos manufactureros, y sobre los corredores y agentes de mercancía, se combinan bajo la categoría "Otros tipos de mayoristas."

---

## **KIND-OF-BUSINESS CLASSIFICATIONS—RETAIL TRADE**

Retail trade, major groups 52 through 59 in the 1987 SIC Manual, includes establishments engaged in selling merchandise for personal or household consumption and in rendering services incidental to the sale of the goods. Exceptions are necessitated by trade practices. For example, lumber yards and paint, glass, and wallpaper stores are included in retail trade if they sell to the general public, even if a higher proportion of their sales is made to contractors. Establishments engaged in selling products to the general public from displayed merchandise, such as typewriters, stationery, or gasoline, are classified in retail trade even though such products may not be used for personal or household consumption. However, establishments that sell exclusively to business establishments, institutional and industrial users, or contractors are classified in wholesale trade.

Other important characteristics of retail trade establishments are that they are usually fixed places of business; they are engaged in activities to attract the general public to buy; they buy or receive as well as sell merchandise; they may process their products, although processing is incidental or subordinate to selling; and they are considered as “retail” in the trade. Not all of these characteristics need to be present and some are modified by trade practice.

Establishments covered by the census were assigned kind-of-business classifications in accordance with the industry classifications defined in the 1987 SIC Manual. However, because of the low number of establishments in some industry groups, the kinds of business shown in this report are often limited to the three-digit SIC codes. Retail establishments were generally classified according to the principal lines of merchandise sold (groceries, hardware, etc.), or the usual trade designation (drug store, cigar store, etc.).

## **CLASIFICACIONES DE TIPO DE NEGOCIO—COMERCIO AL POR MENOR**

El comercio al por menor, los grupos principales del 52 al 59 del Manual de CIU de 1987, incluye los establecimientos que se dedican a vender mercancía para consumo personal o familiar y a prestar los servicios relacionados con la venta de los artículos. Las excepciones a esta regla general se hacen necesarias debido a las prácticas en la industria. Por ejemplo, se incluyen en el comercio al por menor las tiendas que venden madera, pintura, cristal y papel para empapelar paredes, si las ventas están dirigidas al público en general, aún cuando las ventas a contratistas representen la mayor parte del total de ventas. Los establecimientos que se dedican a vender al público en general los productos de mercancía en exhibición, tales como maquinillas de escribir, papel y sobres para correspondencia o gasolina, se clasifican como de comercio al por menor aún cuando tales productos no se usen para consumo personal o familiar. Sin embargo, los establecimientos que venden mercancía exclusivamente a establecimientos comerciales, a usuarios institucionales e industriales, o a contratistas, se clasifican como de comercio al por mayor.

Otras características importantes de los establecimientos de comercio al por menor son las siguientes: tienen por lo general un lugar de negocio fijo; se dedican a actividades que incitan al público en general a comprar; compran o reciben y también venden mercancía; pueden elaborar sus productos; sin embargo, la elaboración es incidental y menos importante que la venta de los mismos y son considerados en la industria como establecimientos de comercio al por menor. No todas estas características tienen que estar presentes necesariamente y algunas son modificadas por las prácticas en la industria.

Se le asignaron clasificaciones de tipo de negocio a los establecimientos incluidos en el censo de acuerdo a las clasificaciones industriales definidas en el Manual de CIU de 1987. Sin embargo, debido al escaso número de establecimientos que tenían algunos tipos de negocios industriales, los tipos de negocios que se indican en este informe a menudo están limitados al código de CIU de sólo tres dígitos. Los establecimientos que se dedican al comercio al por menor generalmente fueron clasificados de acuerdo a las principales líneas de productos vendidos (comestibles, ferretería, etc.) o a la designación comercial usual (farmacia, tabaquería, etc.).

---

Kind-of-business classifications are not interchangeable with merchandise lines classifications; most businesses sell several kinds of merchandise. The kind-of-business code generally reflects either the individual merchandise or the merchandise line which is the primary source of the establishment's receipts, or some mixture of merchandise which characterizes the establishment's business. Thus, the classification of establishments by kind of business generally does not make it possible to determine either the number of establishments handling a particular merchandise or the sales of that merchandise. For example, the "food stores" classification excludes stores selling food if the sale of food is not the primary source of receipts; moreover, even though stores are classified as "food stores," some of their receipts may be derived from the sale of nonfood products. Some indication of the extent to which various broad groups of commodities, or "merchandise lines," are characteristic of different kinds of business is given in the 1997 Economic Census of Puerto Rico Subject Statistics report for Wholesale Trade and Retail Trade (OA97E-2).

#### **KIND-OF-BUSINESS CLASSIFICATIONS— SERVICE INDUSTRIES**

Service Industries, as defined in the 1987 SIC Manual, include establishments primarily engaged in rendering a wide variety of services to individuals and business establishments.

Establishments covered by the census were assigned kind-of-business classifications in accordance with the industry classifications defined in the 1987 SIC Manual. When a more detailed classification was needed than that defined in the SIC Manual, more kinds of business were identified within an SIC code. However, because of the limited number of establishments in some industry groups within small geographic areas, the kinds of business shown in this report are often limited to the three-digit SIC codes.

Las clasificaciones de tipo de negocio no son intercambiables con las clasificaciones de las líneas de mercancías; la mayoría de los negocios venden varias líneas de mercancías. El código de tipo de negocio generalmente refleja, ya sea la mercancía individual o el conjunto de mercancías que constituyen la fuente principal de los ingresos del establecimiento, o alguna combinación de mercancías que caracterizan la actividad comercial del establecimiento. Por lo tanto, la clasificación de establecimientos según el tipo de negocio generalmente no permite determinar ni el número de establecimientos que venden un producto en particular, ni el volumen de ventas de dicho producto. Por ejemplo, la clasificación "tiendas de comestibles" excluye las tiendas que venden alimentos, si la venta de éstos no constituye la fuente principal de los ingresos; por otra parte, aunque algunas tiendas se clasifican como "tiendas de comestibles," parte de sus ingresos pueden derivarse de la venta de productos que no son alimentos. El informe temático del Censo Económico de Puerto Rico de 1997 que trata sobre las industrias de comercio al por mayor y comercio al por menor (OA97E-2) indica hasta cierto punto los productos principales o líneas de mercancía que son vendidas por los diferentes tipos de negocio.

#### **CLASIFICACIONES DE TIPO DE NEGOCIO—INDUSTRIAS DE SERVICIOS**

La clasificación correspondiente a las industrias de servicios según la define el Manual de la CIU de 1987, incluye establecimientos que se dedican principalmente a prestar una amplia variedad de servicios a individuos y a establecimientos comerciales.

A cada establecimiento abarcado por el censo se le asignó una clasificación de tipo de negocio, de acuerdo a las clasificaciones industriales descritas en el Manual de CIU de 1987. Cuando fue necesario tener una clasificación más detallada que la del Manual de CIU, se identificaron más tipos de negocio dentro de la CIU correspondiente. Sin embargo, ya que algunos grupos industriales tienen un número limitado de establecimientos, los códigos de CIU de los tipos de negocio que se presentan en este informe suelen estar limitados a tres dígitos solamente.




# Appendix B./Apéndice B. Report Form and Information Sheet/Cuestionario y la Hoja de Información

---

The report form and information sheet, in English and Spanish, are shown on the following pages.  
El cuestionario y la hoja de información, en inglés y español, aparecen en las páginas siguientes.

**1997 ECONOMIC CENSUS  
PUERTO RICO**

OMB No. 0607-0839: Approval Expires 03/31/2000

		
Census use only		

**OA-9820**

*(Please correct any errors in name and address, and ZIP Code)*

**DUE DATE: FEBRUARY 12, 1998**

Include the Census File Number (CFN) shown on the label of this report form with any correspondence.

**Please complete this form and return to:**



DIRECTOR  
BUREAU OF THE CENSUS  
ATTENTION: OUTLYING AREAS  
1201 East Tenth Street  
Jeffersonville, IN 47134-0001

**YOU ARE REQUIRED BY LAW (Title 13, U.S. Code and an Act of the Legislature of Puerto Rico No. 11 of March 27, 1950) to complete this report form for the establishment identified in the label and return it to the Bureau of the Census.** By the same law, your report to the Census Bureau is **confidential**. It may be seen only by sworn Census employees and may be used only for statistical purposes. The law also provides that copies retained in your files are **immune from legal process**.

**REPORT DATA FOR CALENDAR YEAR 1997.** If records are not available, reasonable estimates are acceptable. If reporting on a calendar year will involve considerable additional cost and your fiscal year ended between October 31, 1997 and February 1998, you may report data on fiscal year basis, except for employment and payroll data. Calendar year employment and payroll data should be available from your tax records.

**ALL ESTABLISHMENTS COMPLETE SECTIONS A AND H.** Complete the ONE section (B-G) which best describes your kind of business or activity.

***IT IS VERY IMPORTANT THAT YOU READ  
THE ACCOMPANYING INSTRUCTIONS AS YOU ANSWER THE QUESTIONS.***

## Section A – GENERAL INFORMATION

<p><b>Item 1. EMPLOYER IDENTIFICATION NUMBER</b></p> <p><b>Is the Employer Identification Number (EIN) shown in the label the same as that used for this establishment on its latest 1997 Employer's Quarterly Federal Tax Return, Internal Revenue Service (IRS) Form 941-PR?</b></p> <p>094 1 <input type="checkbox"/> YES          2 <input type="checkbox"/> NO – Report current EIN (9 digits) → <table border="1" style="display: inline-table; border-collapse: collapse;"><tr><td style="width: 15px; height: 15px;"></td><td style="width: 15px; height: 15px;"></td><td style="width: 15px; height: 15px;"></td><td style="width: 15px; height: 15px;"></td><td style="width: 15px; height: 15px;"></td><td style="width: 15px; height: 15px;"></td><td style="width: 15px; height: 15px;"></td><td style="width: 15px; height: 15px;"></td><td style="width: 15px; height: 15px;"></td><td style="width: 15px; height: 15px;"></td><td style="width: 15px; height: 15px;"></td></tr></table></p>												<p><b>HOW TO REPORT DOLLAR FIGURES</b> → Report dollar values rounded to thousands.</p> <p><b>EXAMPLE:</b> Report \$1,125,628 as → <table border="1" style="display: inline-table; border-collapse: collapse;"><tr><td style="width: 15px; height: 15px; text-align: center;">1</td><td style="width: 15px; height: 15px; text-align: center;">126</td><td style="width: 15px; height: 15px;"></td></tr></table></p>	1	126																
1	126																													
<p><b>Item 2. PHYSICAL LOCATION</b></p> <p><b>a. Is the physical location of this establishment the same as the address shown in the label?</b>  <b>NOTE – P.O. boxes or rural routes are not physical locations.</b></p> <p>093 1 <input type="checkbox"/> YES          2 <input type="checkbox"/> NO – Report correct physical location below.</p> <table border="1" style="width: 100%; border-collapse: collapse;"> <tr><td colspan="3">Number and street</td></tr> <tr><td>City or town</td><td>State</td><td>ZIP Code</td></tr> </table> <p><b>b. In what municipio is this establishment physically located?</b></p> <p>103 _____</p>	Number and street			City or town	State	ZIP Code	<p><b>Item 5. DOLLAR VOLUME OF BUSINESS</b></p> <table border="1" style="width: 100%; border-collapse: collapse;"> <thead> <tr> <th style="width: 60%;"></th> <th style="width: 10%;">Mil.</th> <th style="width: 10%;">Thou.</th> <th style="width: 10%;">Dol.</th> </tr> </thead> <tbody> <tr> <td><b>What was the dollar volume of merchandise sales and other operating receipts for this establishment in 1997?</b></td> <td style="text-align: center;">010</td> <td style="text-align: center;"> </td> <td style="text-align: center;"> </td> </tr> </tbody> </table>		Mil.	Thou.	Dol.	<b>What was the dollar volume of merchandise sales and other operating receipts for this establishment in 1997?</b>	010																	
Number and street																														
City or town	State	ZIP Code																												
	Mil.	Thou.	Dol.																											
<b>What was the dollar volume of merchandise sales and other operating receipts for this establishment in 1997?</b>	010																													
<p><b>Item 3. OPERATIONAL STATUS</b></p> <p><b>a. How many months during 1997 did this firm or organization actively operate this establishment?</b></p> <table border="1" style="width: 100%; border-collapse: collapse;"> <tr><td style="width: 80%;">Number of months</td><td style="width: 20%; text-align: center;">002</td></tr> </table> <p><b>b. Which of the following best describes the operational status of this establishment at the end of 1997? Mark (X) only ONE box.</b></p> <p>001 1 <input type="checkbox"/> In operation          2 <input type="checkbox"/> Temporarily or seasonally inactive          3 <input type="checkbox"/> Ceased operation – Give date → <table border="1" style="display: inline-table; border-collapse: collapse;"><tr><td style="width: 15px; height: 15px;"></td><td style="width: 15px; height: 15px;"></td><td style="width: 15px; height: 15px;"></td></tr></table>          4 <input type="checkbox"/> Sold or leased to another operator – Enter name, etc. below AND give date → <table border="1" style="display: inline-table; border-collapse: collapse;"><tr><td style="width: 15px; height: 15px;"></td><td style="width: 15px; height: 15px;"></td><td style="width: 15px; height: 15px;"></td></tr></table></p> <table border="1" style="width: 100%; border-collapse: collapse;"> <tr><td colspan="3">Name of new owner or operator</td></tr> <tr><td colspan="3">Number and street</td></tr> <tr><td>City or town</td><td>State</td><td>ZIP Code</td></tr> </table>	Number of months	002							Name of new owner or operator			Number and street			City or town	State	ZIP Code	<p><b>Item 6. PAYROLL</b></p> <table border="1" style="width: 100%; border-collapse: collapse;"> <thead> <tr> <th style="width: 60%;"></th> <th style="width: 10%;">Mil.</th> <th style="width: 10%;">Thou.</th> <th style="width: 10%;">Dol.</th> </tr> </thead> <tbody> <tr> <td><b>a. What was the total ANNUAL payroll, before deductions, for this establishment in 1997?</b></td> <td style="text-align: center;">030</td> <td style="text-align: center;"> </td> <td style="text-align: center;"> </td> </tr> <tr> <td><b>b. What was the FIRST QUARTER (January–March) payroll, before deductions?</b></td> <td style="text-align: center;">031</td> <td style="text-align: center;"> </td> <td style="text-align: center;"> </td> </tr> </tbody> </table>		Mil.	Thou.	Dol.	<b>a. What was the total ANNUAL payroll, before deductions, for this establishment in 1997?</b>	030			<b>b. What was the FIRST QUARTER (January–March) payroll, before deductions?</b>	031		
Number of months	002																													
Name of new owner or operator																														
Number and street																														
City or town	State	ZIP Code																												
	Mil.	Thou.	Dol.																											
<b>a. What was the total ANNUAL payroll, before deductions, for this establishment in 1997?</b>	030																													
<b>b. What was the FIRST QUARTER (January–March) payroll, before deductions?</b>	031																													
<p><b>Item 4. LEGAL FORM OF ORGANIZATION</b></p> <p><b>a. Which of the following best describes the legal form of organization of this establishment at the end of 1997? Mark (X) only ONE box.</b></p> <p>003 1 <input type="checkbox"/> Individual proprietorship          2 <input type="checkbox"/> Partnership          8 <input type="checkbox"/> Cooperative association          0 <input type="checkbox"/> Corporation (Do not mark if any form of cooperative association)          5 <input type="checkbox"/> Government – Specify _____          9 <input type="checkbox"/> Other – Specify _____</p> <p><b>b. If "Corporation" was marked: Which of the following best describes this establishment at the end of 1997? Mark (X) only ONE box.</b></p> <p>106 1 <input type="checkbox"/> Private corporation          2 <input type="checkbox"/> Public corporation</p>	<p><b>Item 7. EMPLOYMENT</b></p> <table border="1" style="width: 100%; border-collapse: collapse;"> <thead> <tr> <th style="width: 60%;"></th> <th style="width: 40%;">Number</th> </tr> </thead> <tbody> <tr> <td><b>a. How many EMPLOYEES (full- and part-time) were on your payroll during the pay period which included March 12, 1997?</b></td> <td style="text-align: center;">032</td> </tr> <tr> <td><b>b. How many PROPRIETORS and PARTNERS worked 15 or more hours during the week which included March 12, 1997?</b></td> <td style="text-align: center;">104</td> </tr> <tr> <td><b>c. How many UNPAID FAMILY members worked 15 or more hours during the week which included March 12, 1997?</b></td> <td style="text-align: center;">105</td> </tr> </tbody> </table>		Number	<b>a. How many EMPLOYEES (full- and part-time) were on your payroll during the pay period which included March 12, 1997?</b>	032	<b>b. How many PROPRIETORS and PARTNERS worked 15 or more hours during the week which included March 12, 1997?</b>	104	<b>c. How many UNPAID FAMILY members worked 15 or more hours during the week which included March 12, 1997?</b>	105																					
	Number																													
<b>a. How many EMPLOYEES (full- and part-time) were on your payroll during the pay period which included March 12, 1997?</b>	032																													
<b>b. How many PROPRIETORS and PARTNERS worked 15 or more hours during the week which included March 12, 1997?</b>	104																													
<b>c. How many UNPAID FAMILY members worked 15 or more hours during the week which included March 12, 1997?</b>	105																													
<p><b>Item 8. PRINCIPAL TYPE OF BUSINESS OR ACTIVITY</b></p> <p><b>Which of the following best describes the PRINCIPAL business or activity being operated at the end of 1997? Mark (X) only ONE box.</b></p> <p>107 1 <input type="checkbox"/> WHOLESALE  <i>Continue with section B, page 3</i></p> <p>2 <input type="checkbox"/> RETAIL  <i>Continue with section C, page 5</i></p> <p>3 <input type="checkbox"/> SERVICES  <i>Continue with section D, page 7</i></p> <p>4 <input type="checkbox"/> HOTELS, MOTELS, AND OTHER LODGING PLACES – <i>Continue with section E, page 9</i></p> <p>5 <input type="checkbox"/> MANUFACTURES  <i>Continue with section F, page 10</i></p> <p>6 <input type="checkbox"/> CONSTRUCTION  <i>Continue with section G, page 14</i></p> <p>7 <input type="checkbox"/> Other – Specify in REMARKS below and skip to section H, page 17, and complete item 52.</p>	<p><b>REMARKS</b></p>																													

If not shown, please enter your 11-digit Census File Number from the address label on page 1

Census File Number

**Section B – WHOLESALE**

**Item 9. KIND OF BUSINESS – WHOLESALE**

What was the **PRINCIPAL** kind of business for this establishment in 1997 (or activity by which your business is known to the trade or public)? Mark (X) only ONE box.

- 070
- Motor vehicles and automotive parts and supplies. . . . .  5010
  - Furniture and home furnishings . . . . .  5020
  - Lumber and other construction materials . . . . .  5030
  - Office equipment . . . . .  5044
  - Computers, peripheral equipment, and software . . . . .  5045
  - Other commercial equipment (Include restaurant and hotel equipment and store machines.) . . . . .  5046
  - Medical and hospital equipment . . . . .  5047
  - Other professional equipment and supplies – *Specify* . . . . .  5049
- 
- Metals and minerals, except petroleum . . . . .  5050
  - Electrical apparatus and equipment, wiring supplies, and construction materials . . . . .  5063
  - Electrical appliances, radios, and television sets . . . . .  5064
  - Other electronic parts and equipment – *Specify* . . . . .  5065
- 
- Hardware. . . . .  5072
  - Plumbing and heating equipment and supplies . . . . .  5074
  - Construction and mining machinery. . . . .  5082
  - Industrial machinery and equipment . . . . .  5084
  - Industrial supplies . . . . .  5085
  - Service establishment equipment . . . . .  5087
  - Transportation equipment and supplies; farm, garden, and other machinery and equipment – *Specify* . . . . .  5089
- 
- Jewelry and precious stones . . . . .  5094
  - Other durable goods – *Specify* . . . . .  5099

- 
- Paper and paper products . . . . .  5110
  - Drugs, drug proprietaries, and druggists' sundries. . . . .  5120
  - Apparel, piece goods, and notions. . . . .  5130
  - Groceries and related products. . . . .  5140
  - Chemicals and allied products . . . . .  5160
  - Petroleum and petroleum products (Include bulk stations and terminals.) . . . . .  5170
  - Beer, wine, and distilled alcoholic beverages . . . . .  5180
  - Farm supplies . . . . .  5191
  - Books, periodicals, and newspapers . . . . .  5192
  - Flowers and florists' supplies. . . . .  5193
  - Paint, paint supplies, and wallpaper . . . . .  5198
  - Other nondurable goods – *Specify* . . . . .  5199

**Item 10. TYPE OF OPERATION**

Which of the following best describes the type of operation on which the major portion of your business was conducted in 1997? Mark (X) only ONE box.

- 060  11 Merchant (buying and selling on own account)
- 20  Manufacturers' sales branch or sales office
- 42  Broker, agent, commission merchant
- 77  Other type of operation – *Specify*

064 \_\_\_\_\_

**Item 11. EMPLOYMENT BY PRINCIPAL ACTIVITY**

What was the approximate number of employees by principal activity during the pay period which included March 12, 1997?

	Number
a. Selling	131
b. Sales support (including office, clerical, warehouse, driver, and maintenance employees)	132
c. Central administrative and auxiliary	133
d. Manufacturing	134
e. Other – <i>Specify</i>	135

HOW TO REPORT PERCENTS	Report percentages as whole numbers	Percent
	<b>EXAMPLE:</b> Report 38.76% as →	<b>39</b> %

**Item 12. CLASS OF CUSTOMER**

What was the percentage of 1997 sales (item 5) to each customer class?

	Percent
a. To farmers for farm use	147 %
b. To builders and contractors	149 %
c. To exporters (export sales)	141 %
d. To retailers and repair shops	143 %
e. To wholesale establishments	144 %
f. To household consumers and individual users	148 %
g. To industrial users (manufacturing and mining)	145 %
h. To institutional, commercial, and professional users	146 %
i. To governmental bodies (Federal, Commonwealth, and municipal)	150 %
<b>j. TOTAL</b> (Sum of lines a through i should equal 100%)	<b>100</b> %

**Item 13. OPERATING EXPENSES**

What were the **TOTAL 1997 operating expenses, including payroll, but excluding the cost of goods sold and interest expense?**

Mil.	Thou.	Dol.
040		

**Item 14. DOLLAR VOLUME OF BUSINESS**

a. Did this establishment sell merchandise for the account of others on a **COMMISSION** or **BROKERAGE** basis in 1997?

- 121  1 YES – Go to item 14b
- 2  NO – Skip to item 14d

b. What was the gross selling value of business conducted on a commission or brokerage basis for the account of others? (Included in item 5.)

Mil.	Thou.	Dol.
122		

c. What was the dollar volume of commissions or brokerage received on transactions reported in item 14b?

123		
-----	--	--

d. What percentage of the products sold by this establishment (including firms under common ownership or control) did your company manufacture or mine in the United States, Puerto Rico, or U.S. territories?

Percent
124 %

**NOTE** – If this is the only establishment of this firm, skip to item 15.

e. What was the dollar volume of transfer (billings) to other establishments within your company? (NOT included in item 5.)

Mil.	Thou.	Dol.
125		

## Section B – WHOLESALE (Continued)

**Item 15. INVENTORIES**

**a. Did you have inventories at the end of 1997?**  
 180 1  YES – Go to item 15b  
 2  NO – Skip to item 16

**b. Are inventories of this establishment subject to the last-in, first-out (LIFO) method of valuation?**  
 185 1  YES – Complete the remainder of this item  
 2  NO – Skip to item 15c

	Mil.	Thou.	Dol.
(1) Amount subject to LIFO costing (gross)	182		
(a) Amount of LIFO reserve	183		
(b) LIFO value for line (1) (net)	184		
(2) Amount not subject to LIFO costing	181		
c. What was the TOTAL value of all inventories for 1997?	046		

**NOTE – (LIFO users only)** The sum of (1)(a), (1)(b), and (2) should equal item 15c.

**Item 16. STORAGE SPACE**

**Did you have warehouse, stockroom, or other inventory storage space on December 31, 1997?**

190 1  YES – Report usable under-roof floor space excluding space occupied by interior walls, permanent aisles, elevator shafts, stairways, offices, shipping platforms, etc. →

	Square feet
	191

2  NO

**Item 17. COMMODITY LINES**

**What was the estimated percentage of total 1997 sales (item 5) for each commodity line you specify for this establishment?**

Commodity lines	Cen- sus use	Percent of sales
New and used automobiles, motorcycles, buses, campers, and motor homes	100	102 %
Automotive parts and supplies (new and rebuilt)	0200	%
Used automotive parts, accessories, and equipment	0240	%
Tires and tubes	0300	%
Household and lawn furniture	0400	%
Linens, domestics, curtains, and draperies	0520	%
Lumber: rough, dressed, and finished	0600	%
Plywood and millwork	0620	%
Brick, stone, tile, sand, block, cement, and gravel	0700	%
Office equipment and supplies	0900	%
Surgical, medical, and hospital supplies	1000	%
Electrical apparatus and equipment	1400	%
Electrical appliances, household	1500	%
Electronic parts and equipment (except communication equipment)	1600	%
Hardware (Include power hand tools.)	1700	%
Plumbing and heating equipment and supplies (hydronics)	1800	%

Commodity lines	Cen- sus use	Percent of sales
General-purpose industrial machinery, equipment, and parts	2320	%
Industrial valves and fittings	2380	%
Welding supplies (Exclude gases.)	2440	%
Drugs, pharmaceuticals, cosmetics, and toiletries	3500	%
Men's and boys' wear	3800	%
Women's and children's wear	3900	%
Footwear	4000	%
Frozen foods, packaged	4100	%
Dairy products, except dried or canned	4200	%
Poultry and poultry products (Exclude frozen packaged.)	4300	%
Confectionery	4400	%
Fish and seafoods (Exclude canned and frozen packaged.)	4500	%
Meat and meat products (Exclude canned and frozen packaged.)	4600	%
Fresh fruits and vegetables	4700	%
Coffee, tea, and spices (processed)	4800	%
Bread and baked goods	4820	%
Canned foods	4830	%
Food and beverage basic materials	4840	%
Soft drinks	4850	%
Other grocery specialties	4860	%
Grain and beans	4900	%
Plastics materials and basic forms	5300	%
Chemicals and allied products (Exclude agriculture, plastics, gases, and petroleum.)	5330	%
Petroleum products	5400	%
Liquefied petroleum gases (Exclude natural gas.)	5420	%
Beer and ale	5600	%
Wines and distilled alcoholic beverages	5700	%
Paint, paint supplies, and wallpaper	6000	%
Books, periodicals, newspapers, and miscellaneous printed materials	6100	%
Other commodities – Refer to the list of Wholesale Commodity Lines on page 18 to specify kind(s) and enter code(s).	Code	
1) 076	9811	%
2) 077	9812	%
3) 078	9813	%
Service receipts and labor charges	9700	%
Miscellaneous receipts	9980	%
<b>TOTAL</b>	9990	<b>100 %</b>

**PROCEED TO SECTION H, PAGE 17, AND COMPLETE THE REST OF THE FORM.**

If not shown, please enter your 11-digit Census File Number from the address label on page 1

Census File Number

**Section C – RETAIL**

**Item 18. KIND OF BUSINESS – RETAIL**

What was the PRINCIPAL kind of business for this establishment in 1997 (or activity by which your business is known to the trade or public)? Mark (X) only ONE box.

- Building materials, hardware, garden supply, mobile home** 070
- Lumber and other building material dealer. . . . .  5211
  - Wholesale lumber and other building material dealer. . . . .  5031
  - Retail paint, glass, and wallpaper store. . . . .  5231
  - Wholesale paint, glass, and wallpaper store . . . . .  5198
  - Hardware store . . . . .  5251
  - Retail nursery, lawn, and garden supplies store . . . . .  5261

- General merchandise**
- Department store . . . . .  5311
  - Variety store. . . . .  5331
  - Miscellaneous general merchandise . . . . .  5399

- Food**
- Grocery store . . . . .  5411
  - Supermarket . . . . .  5412
  - Cash and carry . . . . .  5413
  - Meat and fish (seafood) market, freezer provisioners . . . . .  5421
  - Fruit store and vegetable market . . . . .  5431
  - Candy, nut, and confectionery store . . . . .  5441
  - Dairy products store . . . . .  5451
  - Retail bakery . . . . .  5461
  - Other food store – Specify . . . . .  5499

- Automotive dealers and gasoline service stations**
- Motor vehicle dealer – new and used cars . . . . .  5511
  - Motor vehicle dealer – used cars only . . . . .  5521
  - Auto and home supply store. . . . .  5531
  - Gasoline service station . . . . .  5541
  - Boat dealer . . . . .  5551
  - Recreational vehicle dealer . . . . .  5561
  - Miscellaneous automotive and aircraft dealer . . . . .  5599

- Apparel and accessories**
- Men’s and boys’ clothing and furnishings store . . . . .  5611
  - Women’s ready-to-wear store . . . . .  5621
  - Women’s accessory and specialty store . . . . .  5632
  - Children’s and infants’ wear store. . . . .  5641
  - Family clothing store . . . . .  5651
  - Shoe store . . . . .  5661
  - Miscellaneous apparel and accessory store – Specify . . . . .  5699

- Furniture, homefurnishings, and equipment**
- Furniture store . . . . .  5712
  - Floor covering store . . . . .  5713
  - Drapery, curtain, and upholstery store . . . . .  5714
  - Miscellaneous homefurnishings store . . . . .  5719
  - Household appliance store. . . . .  5722
  - Radio, television, and electronics store . . . . .  5731
  - Computer and software store (selling primarily to individual home consumers) . . . . .  5734
  - Record and prerecorded tape store . . . . .  5735
  - Musical instrument store . . . . .  5736

**Item 18. KIND OF BUSINESS – RETAIL (Continued)**

**Eating and drinking places**

- Eating place 070
- Cafeteria. . . . .  5811
  - Restaurant (full menu provided with waiter/waitress service and patrons seated) . . . . .  5812
  - Refreshment place or other eating place providing a limited menu of food items (hamburgers, steak, seafood, chicken, pizza, pancakes, etc.) . . . . .  5814
  - Fast food . . . . .  5815
  - Other – Specify . . . . .  5816

- Eating place with 25 or more guestrooms . . . . .  7015
- Drinking place (bar, cocktail lounge, etc.) . . . . .  5813

**Miscellaneous retail stores**

- Drug and proprietary store . . . . .  5912
- Liquor store . . . . .  5921
- Sporting goods store and bicycle shop . . . . .  5941
- Book store. . . . .  5942
- Stationery store. . . . .  5943
- School supplies store . . . . .  5943
- Jewelry store . . . . .  5944
- Hobby, toy, and game shop . . . . .  5945
- Camera and photographic supply store . . . . .  5946
- Gift, novelty, and souvenir store . . . . .  5947
- Luggage and leather goods store . . . . .  5948
- Sewing, needlework, and piece goods store . . . . .  5949
- Nonstore retailer
  - Mail order (catalog selling) . . . . .  5961
  - Operating merchandise vending machines . . . . .  5962
  - House-to-house or telephone (direct selling) . . . . .  5963
- Fuel dealer . . . . .  5983
- Liquefied petroleum gas dealer . . . . .  5984
- Florist . . . . .  5992
- Cigar store and stand . . . . .  5993
- News dealer and newsstand. . . . .  5994
- Optician’s goods store . . . . .  5995
- Other – Specify . . . . .  5999

**Item 19. UNDER-ROOF FLOOR SPACE**

Did this establishment have any under-roof floor space used as a department, variety, grocery, or drug store in 1997?

- 250 1  YES – TOTAL floor space . . . . .
- 2  NO Under-roof SELLING space . . . . .

Square feet
252
251

**Item 20. FRANCHISE NAME**

Did this establishment use a name authorized by a franchisor in 1997?

- 333 1  YES – Does the franchisor own or operate the establishment? . . . . . 1  YES
- 2  NO . . . . . 2  NO

**Item 21. SHOPPING CENTER**

Is this establishment physically located in a shopping center or mall?

- 390 1  YES
- 2  NO

## Section C – RETAIL (Continued)

<b>HOW TO REPORT PERCENTS</b>		Percent	Item 23. MERCHANDISE LINES (Continued)		
Report percentages as whole numbers <b>EXAMPLE:</b> Report 38.76% as →		<b>39</b> %	Merchandise line	Cen- sus use	Percent of sales
<b>Item 22. CLASS OF CUSTOMER</b> <b>What was the percentage of total 1997 sales (item 5) by class of customer?</b>					
		Percent			
<b>a. General public</b>		237 %	Living room, dining room, bedroom furniture (except odd beds, cots, etc.)		
<b>b. Other</b>		239 %			
<b>Item 23. MERCHANDISE LINES</b> <b>What was the estimated percentage of total 1997 sales (item 5) for each merchandise line you specify for this establishment?</b>					
Merchandise line	Cen- sus use	Percent of sales			
	230	232			
Meat, fish, and poultry	0101	%	All other furniture		
Produce (fresh fruits and vegetables)	0102	%	Floor coverings		
Frozen foods	0103	%	Home computer hardware, software, and other calculating equipment and supplies		
Dairy products and related foods	0104	%	Kitchenware and homefurnishings		
Bakery products, except frozen	0106	%	Jewelry		
All other foods, excluding pet food	0114	%	Photographic equipment and supplies		
Meals, snacks, sandwiches, nonalcoholic beverages generally served for consumption at this establishment	0120	%	Optical goods		
Alcoholic drinks (served at this establishment)	0130	%	Sporting goods and trophies		
Packaged liquor, wine, and beer	0140	%	Recreational vehicles		
Cigars, cigarettes, tobacco, and smokers' accessories (Exclude sales from vending machines owned by others.)	0150	%	Hardware, tools, plumbing, and electrical supplies		
Prescription drugs from a pharmacist	0161	%	Lawn and garden equipment and supplies, cut flowers, plants, shrubs, fertilizers, etc.		
Nonprescription medicines and vitamins, proprietary and over-the-counter ethical medicines, and other health and beauty aids	0162	%	Lumber, millwork, building materials, and home repair and modernization equipment, and supplies		
Soaps, detergents, and household cleaners	0180	%	Paint, paint sundries, glass, and wallpaper		
Paper products	0190	%	Mobile homes		
Men's and boys' wear	0200	%	New automobiles, vans, and trucks		
Women's and girls' wear	0220	%	Used automobiles, vans, and trucks		
Women's accessories	0230	%	Other powered transportation vehicles		
Footwear	0260	%	Gasoline		
Sewing, knitting, needlework goods	0270	%	Diesel fuel		
Curtains, drapes, shades, blinds, slipcovers, towels, sheets, blankets, table linens, etc.	0280	%	Other automotive fuel		
Major household appliances	0300	%	Automotive lubricants (oils, grease, etc.)		
Small electric appliances	0310	%	Automotive tires, tubes, batteries, parts, and accessories		
Televisions, video recording devices, video tapes, etc.	0320	%	Household fuels		
Audio equipment, musical instruments and supplies	0330	%	All other merchandise <i>If sales of merchandise on this line exceed 5 percent of total, specify principal lines and estimated percent of sales on next line</i>		
Sleep furniture and equipment	0343	%			
			<b>TOTAL</b>		
			9990	100	%

**PROCEED TO SECTION H, PAGE 17,  
AND COMPLETE THE REST OF THE FORM.**

If not shown, please enter your 11-digit Census File Number from the address label on page 1

Census File Number

**Section D – SERVICES**

**Item 24. KIND OF BUSINESS – SERVICES**

What was the PRINCIPAL kind of business for this establishment in 1997 (or activity by which your business is known to the trade or public)? Mark (X) only ONE box.

- Travel agencies and other passenger transportation services** 070
- Travel agency . . . . .  4724
  - Tour operator . . . . .  4725
  - Other services in arranging passenger transportation. . . . .  4729

- Personal services**
- Power laundry, family and commercial . . . . .  7211
  - Garment pressing and cleaner's agents . . . . .  7212
  - Linen supply . . . . .  7213
  - Coin-operated laundry and cleaning . . . . .  7215
  - Dry cleaning plant, except rug. . . . .  7216
  - Carpet and upholstery cleaning . . . . .  7217
  - Industrial launderers . . . . .  7218
  - Other laundry and garment services including hand laundry – *Specify* . . . . .  7219

- 
- Photographic studios, portrait . . . . .  7221
  - Beauty shop. . . . .  7231
  - Barber shop. . . . .  7241
  - Shoe repair and shoeshine parlors . . . . .  7251
  - Funeral service and crematory . . . . .  7261
  - Tax return preparation services . . . . .  7291
  - Other personal services – *Specify* . . . . .  7299

- Business services**
- Advertising agency . . . . .  7311
  - Outdoor advertising services . . . . .  7312
  - Radio, television, and publishers' advertising representatives . . . . .  7313
  - Other advertising services (except agencies) – *Specify* . . . . .  7319

- 
- Adjustment and collection services . . . . .  7322
  - Mercantile credit reporting agency . . . . .  7323
  - Direct mail advertising services . . . . .  7331
  - Photocopying and duplicating services . . . . .  7334
  - Commercial photography . . . . .  7335
  - Commercial art and graphic design . . . . .  7336
  - Secretarial and court reporting services . . . . .  7338
  - Disinfecting and exterminating services . . . . .  7342
  - Cleaning and maintenance services. . . . .  7349
  - Medical equipment rental and leasing . . . . .  7352
  - Heavy construction and earthmoving equipment, rental and leasing. . . . .  7353
  - Other equipment rental and leasing (except computers or automotive) . . . . .  7359
  - Employment agency . . . . .  7361
  - Temporary help supply services . . . . .  7363
  - Computer programming services . . . . .  7371
  - Prepackaged software . . . . .  7372
  - Computer integrated systems design . . . . .  7373

**Item 24. KIND OF BUSINESS – SERVICES (Continued)**

- Business services (Continued)** 070
- Data processing services. . . . .  7374
  - Information retrieval services . . . . .  7375
  - Computer facilities management services . . . . .  7376
  - Computer rental and leasing . . . . .  7377
  - Computer maintenance and repair . . . . .  7378
  - Computer related services . . . . .  7379
  - Detective, guard, and armored car services . . . . .  7381
  - Security systems services . . . . .  7382
  - News syndicates . . . . .  7383
  - Photofinishing laboratory . . . . .  7384
  - Other business services – *Specify* . . . . .  7389

- Automobile repair and services**
- Truck rental and leasing, without driver . . . . .  7513
  - Passenger car rental . . . . .  7514
  - Passenger car leasing . . . . .  7515
  - Utility trailer and recreational vehicle rental . . . . .  7519
  - Automobile parking . . . . .  7521
  - Top, body, and upholstery repair and painting shop . . . . .  7532
  - Auto exhaust systems repair shop . . . . .  7533
  - Tire retreading and repair shop . . . . .  7534
  - Automotive glass replacement shop . . . . .  7536
  - Automotive transmission repair shop. . . . .  7537
  - General automotive repair shop. . . . .  7538
  - Other automotive repair shop – *Specify* . . . . .  7539

- 
- Carwash . . . . .  7542
  - Other automotive services – *Specify* . . . . .  7549

- Miscellaneous repair services**
- Radio and television repair . . . . .  7622
  - Refrigeration and air conditioning service and repair shop. . . . .  7623
  - Electrical and electronic repair shop (except computer repair). . . . .  7629
  - Watch, clock, and jewelry repair. . . . .  7631
  - Reupholstery and furniture repair. . . . .  7641
  - Welding repair . . . . .  7692
  - Armature rewinding shop . . . . .  7694
  - Other repair services, including sewer and septic tank cleaning services – *Specify* . . . . .  7699

- Motion pictures**
- Motion picture and video production . . . . .  7812
  - Services allied to motion pictures. . . . .  7819
  - Motion picture and tape distribution . . . . .  7822
  - Motion picture distribution services. . . . .  7829
  - Theatres, except drive-in. . . . .  7832
  - Video tape rental . . . . .  7841



**Section D – SERVICES (Continued)**

**Item 24. KIND OF BUSINESS – SERVICES (Continued)**

**Amusement and recreation services, except motion pictures**

- 070
- Dance studios, schools, and halls . . . . .  7911
  - Theatrical producers and services. . . . .  7922
  - Bands, orchestras, actors, and other entertainers and entertainment groups . . . . .  7929
  - Bowling center . . . . .  7933
  - Commercial sports clubs, managers, and sports promoters . . . . .  7941
  - Racing, including track operation . . . . .  7948
  - Physical fitness facility . . . . .  7991
  - Public golf course. . . . .  7992
  - Coin-operated amusement devices . . . . .  7993
  - Lottery agency (except horserace) . . . . .  7994
  - Horserace betting agency . . . . .  7995
  - Amusement parks . . . . .  7996
  - Membership sports and recreation club . . . . .  7997
  - Cockfight arena . . . . .  7998
  - Other amusement and recreation services – *Specify* . . . . .  7999

**Medical and dental laboratories**

- Dental laboratory . . . . .  8072
- Other dental and medical services – *Specify* . . . . .  8021

**Legal services**

- Legal services. . . . .  8111
- Legal aid society (or other nonprofit legal services) – *Specify* . . . . .  9002

**Museums, art galleries, and botanical and zoological gardens**

- Museums and art galleries. . . . .  8412
- Botanical and zoological gardens . . . . .  8422

**Engineering, architectural, land surveying, research, management, and related services**

- Engineering services . . . . .  8711
  - Architectural services . . . . .  8712
  - Surveying services . . . . .  8713
  - Commercial, physical, and biological research. . . . .  8731
  - Commercial, economic, sociological, and educational nonphysical research. . . . .  8732
  - Commercial testing laboratory . . . . .  8734
  - Management services . . . . .  8741
  - Management consulting services . . . . .  8742
  - Public relations services . . . . .  8743
  - Facilities support management services . . . . .  8744
  - Other business consulting services – *Specify* . . . . .  8748
- Other kind of services – *Specify* . . . . .  8999

<b>HOW TO REPORT PERCENTS</b>	Report percentages as whole numbers <b>EXAMPLE:</b> Report 38.76% as →	Percent <b>39</b> %
-------------------------------	---	------------------------

**Item 25. MERCHANDISE SALES**

**a. Did this establishment sell any merchandise over-the-counter or separate from services provided in 1997?**

- 371 1  YES – *Complete b below*  
 2  NO – *Skip to item 26*

**b. What was the estimated percentage of total 1997 receipts (item 5) from the sale of such merchandise? If more than 50 percent, describe the type of merchandise sold in the REMARKS section below.**

	Percent
372	%

**Item 26. SHOPPING CENTER**

**Is this establishment physically located in a shopping center or mall?**

- 390 1  YES  
 2  NO

REMARKS

**PROCEED TO SECTION H, PAGE 17, AND COMPLETE THE REST OF THE FORM.**

If not shown, please enter your 11-digit Census File Number from the address label on page 1

Census File Number

**Section E – HOTELS, MOTELS, AND OTHER LODGING PLACES**

**Item 27. KIND OF BUSINESS – HOTELS, MOTELS, AND OTHER LODGING PLACES**

What was the **PRINCIPAL** kind of business for this establishment in 1997 (or activity by which your business is known to the trade or public)? Mark (X) only ONE box.

**Hotels, motels, and guest houses**

- Hotel with 100 or more guestrooms . . . . .  7011
- Hotel with 25 to 99 guestrooms . . . . .  7012
- Hotel with less than 25 guestrooms. . . . .  7013
- Recreational hotel (tourist villas and paradores) . . . . .  7014
- Motel . . . . .  7015
- Guest houses . . . . .  7016
- Organizational hotel or lodging house, with rooms open to the general public. . . . .  7041

**Other lodging places**

- Sporting and recreational camps – *Specify* . . .  7032
- Trailer parks and campsites (transients) . . . . .  7033
- Residential mobile home park. . . . .  6515
- Children’s day camp . . . . .  7999

Skip to section H, page 17

**Other kinds of activity or operation**

- Restaurant, including –
- Hotel with 100 or more guestrooms . . . . .  7018
- Hotel with 25 to 99 guestrooms . . . . .  7019
- Motel with 25 or more guestrooms . . . . .  7015
- Less than 25 guestrooms . . . . .  5812
- Other kind of activity – *Specify* . . . . .  7099

<b>HOW TO REPORT PERCENTS</b>	Report percentages as whole numbers	Percent
	<b>EXAMPLE:</b> Report 38.76% as →	<b>39</b> %

**Item 28. SOURCES OF RECEIPTS**

Receipts must be reported as percentages of total 1997 receipts (item 5).

Exclude occupancy or other taxes collected from customers.

**a. Receipts from customers**

What was the estimated percentage of 1997 sales and receipts from customers for the following? (DO NOT include receipts from coin-operated machines maintained by others.)

	Census use	Percent
(1) Guestroom or unit rentals (If meals are included as a room package, estimate the percentage for meals on line a(3).)	400	402 %
(2) Receipts from casino operations	0040	%
(3) Sales of meals and nonalcoholic beverages	0120	%
(4) Sales of alcoholic beverages for consumption on premises	0130	%
(5) Sales of packaged liquor, wine, or beer	0140	%
(6) Sales of other merchandise	9800	%
(7) All other receipts from customers (Include ballrooms, convention halls, laundry, valet, and other services.)	9980	%
<b>(8) TOTAL</b> (Sum of lines (1) through (7) should equal 100%)	<b>9990</b>	<b>100</b> %

**b. Receipts from other sources**

Were any receipts OTHER than from customers received by this establishment in its business operation? (Include rental and commission receipts from operators of leased departments, concessions and stores, and coin-operated machines.)

378 1  YES – What was the amount? →

Mil.	Thou.	Dol.
379		

2  NO

**Item 29. NUMBER AND TYPE OF ACCOMMODATIONS**

**a. What was the number of rooms, units, or quarters primarily rented as transient as of December 31, 1997?** The number of guestrooms, units, or quarters consists of the number which can be rented as single units. Suites of rooms which cannot be subdivided should be counted as a single unit.

Number as of December 31, 1997
381

**b. Were more than half of guestroom or unit rental receipts in 1997 from transient guests?**

- 383 1  YES
- 2  NO

**Item 30. PUERTO RICO TOURIST ENCOURAGEMENT LAW**

Did this establishment operate under the Puerto Rico Tourist Encouragement Law in 1997?

- 385 1  YES
- 2  NO

**PROCEED TO SECTION H, PAGE 17, AND COMPLETE THE REST OF THE FORM.**

## Section F – MANUFACTURES

### Item 31. KIND OF ACTIVITY – MANUFACTURES

**What was the PRINCIPAL kind of manufacturing activity for this establishment in 1997 (or activity by which the establishment is known to the trade or public)?** *Mark (X) only ONE box.*

#### Food and kindred products

070

- Meat packing plants . . . . .  2011
- Sausages and other prepared meat products from purchased materials . . . . .  2013
- Poultry slaughtering and processing . . . . .  2015
- Cheese natural and processed . . . . .  2022
- Ice cream and frozen desserts, except frozen bakery products . . . . .  2024
- Fluid milk and cream . . . . .  2026
- Other dairy products – *Specify* . . . . .  2029

- 
- Canned specialties, such as baby food and soups, except seafood . . . . .  2032
  - Canned fruits, vegetables, preserves, jams, and jellies . . . . .  2033
  - Frozen and preserved foods – *Specify* . . . . .  2038

- 
- Prepared feed and feed ingredients for animals and fowls, except dogs and cats . . . . .  2048
  - Other grain mill products – *Specify* . . . . .  2049

- 
- Bread and other bakery products . . . . .  2051
  - Cookies and crackers . . . . .  2052
  - Frozen bakery products, except bread . . . . .  2053
  - Candy and other confections, including chocolate candy . . . . .  2064
  - Other sugar products, peanuts, and nuts – *Specify* . . . . .  2069

- 
- Edible fats and oils – *Specify* . . . . .  2079

- 
- Distilled and blended liquors . . . . .  2085
  - Bottled and canned soft drinks . . . . .  2086
  - Flavoring extracts and syrups . . . . .  2087
  - Other beverages – *Specify* . . . . .  2089

- 
- Canned and cured fish and seafoods . . . . .  2091
  - Roasted coffee, coffee concentrates, and extracts . . . . .  2095
  - Manufactured ice . . . . .  2097
  - Other food preparations and kindred products – *Specify* . . . . .  2099

#### Tobacco products

- Cigars . . . . .  2121
- Other tobacco products – *Specify* . . . . .  2129

#### Textile mill products

- Knit outerwear mills, such as sweaters and sweat shirts . . . . .  2253
- Fabrics, carpets, yarn and thread, and other textile mill products – *Specify* . . . . .  2299

### Item 31. KIND OF ACTIVITY – MANUFACTURES (Continued)

#### Apparel and other finished products made from fabrics and similar materials

070

- Men's and boys' suits and coats . . . . .  2311
- Men's and boys' shirts . . . . .  2321
- Men's and boys' underwear and nightwear . . . . .  2322
- Men's and boys' trousers and slacks . . . . .  2325
- Men's and boys' work clothing . . . . .  2326
- Other men's and boys' clothing and furnishings – *Specify* . . . . .  2329

- 
- Women's and misses' blouses and shirts . . . . .  2331
  - Women's, misses', and juniors' dresses . . . . .  2335
  - Other women's, misses', and juniors' outerwear – *Specify* . . . . .  2339

- 
- Women's and children's underwear and nightwear . . . . .  2341
  - Bras, girdles, and allied garments . . . . .  2342
  - Girls' and children's dresses and blouses . . . . .  2361
  - Other girls' and children's outerwear . . . . .  2369
  - Curtains and draperies . . . . .  2391
  - Homefurnishings . . . . .  2392
  - Pleating and stitching . . . . .  2395
  - Automotive and apparel trimming . . . . .  2396
  - Other apparel and finished products – *Specify* . . . . .  2399

#### Lumber and wood products, except furniture

- Sawmills, flooring mills, and other special products sawmills – *Specify* . . . . .  2429

- 
- Wood millwork covered with metal and plastic materials . . . . .  2431
  - Wood kitchen cabinets and bathroom vanities . . . . .  2434
  - Hardwood and softwood veneer and plywood, and other structural wood members – *Specify* . . . . .  2439

- 
- Wood or wood and metal combination pallets and skids . . . . .  2448
  - Other wood containers – *Specify* . . . . .  2449

- 
- Wood preserving . . . . .  2491
  - Other wood products – *Specify* . . . . .  2499

#### Furniture and fixtures

- Wood household furniture, except upholstered . . . . .  2511
- Wood household furniture, upholstered . . . . .  2512
- Metal household furniture . . . . .  2514
- Mattresses, foundations, and convertible beds . . . . .  2515
- Other household furniture – *Specify* . . . . .  2519

- 
- Wood office furniture and other office furniture – *Specify* . . . . .  2529

- 
- Public building and related furniture . . . . .  2531
  - Wood shelving, lockers, and store fixtures . . . . .  2541
  - Office and store fixtures, except wood . . . . .  2542
  - Drapery hardware and window blinds and shades . . . . .  2591
  - Other furniture and fixtures – *Specify* . . . . .  2599

If not shown, please enter your 11-digit Census File Number from the address label on page 1

Census File Number

**Section F – MANUFACTURES (Continued)**

**Item 31. KIND OF ACTIVITY – MANUFACTURES (Continued)**

**Paper and allied products**

070

- Paper mills . . . . .  2621
- Paperboard mills . . . . .  2631
- Setup paperboard boxes . . . . .  2652
- Corrugated and solid fiber boxes . . . . .  2653
- Folding paperboard boxes . . . . .  2657
- Other paperboard containers and boxes – *Specify* . . . . .  2659

- Plastics, foil, and coated paper bags . . . . .  2673
- Other paper and allied products – *Specify* . . . . .  2679

**Printing, publishing, and allied industries**

- Newspapers: publishing, or publishing and printing . . . . .  2711
- Periodicals: publishing, or publishing and printing . . . . .  2721
- Books and pamphlets: publishing, or publishing and printing . . . . .  2731
- Miscellaneous publishing activities . . . . .  2741
- Commercial printing, lithographic . . . . .  2752
- Commercial printing, gravure . . . . .  2754
- Other commercial printing . . . . .  2759
- Manifold business forms . . . . .  2761
- Other printing and publishing – *Specify* . . . . .  2799

**Chemicals and allied products**

- Industrial gases and other inorganic chemicals – *Specify* . . . . .  2819
- Plastic materials and resins . . . . .  2821
- Other synthetics and manmade fibers, except glass – *Specify* . . . . .  2829
- Medicinal chemicals and botanical products . . . . .  2833
- Pharmaceutical preparations for human or veterinary use . . . . .  2834
- Diagnostic substances . . . . .  2835
- Soap and other detergents . . . . .  2841
- Polishes and sanitation goods preparations . . . . .  2842
- Surface active agents . . . . .  2843
- Perfumes, cosmetics, and other toilet preparations . . . . .  2844
- Paints and related products . . . . .  2851
- Adhesives and sealants . . . . .  2891
- Other chemicals and chemical preparations – *Specify* . . . . .  2899

**Petroleum refining and related industries**

- Petroleum refining, including gasoline and oil . . . . .  2911
- Asphalt paving mixtures and blocks . . . . .  2951
- Other petroleum and coal products – *Specify* . . . . .  2999

**Item 31. KIND OF ACTIVITY – MANUFACTURES (Continued)**

**Rubber and miscellaneous plastics products**

070

- Laminated plastics plate and sheet . . . . .  3083
- Plastics bottles . . . . .  3085
- Other rubber and plastics products – *Specify* . . . . .  3089

**Leather and leather products**

- Men's footwear, except athletic . . . . .  3143
- Women's handbags and purses . . . . .  3171
- Personal leather goods, except women's handbags and purses . . . . .  3172
- Other leather and leather products – *Specify* . . . . .  3199

**Stone, clay, glass, and concrete products**

- Glass products made of purchased glass . . . . .  3231
- Concrete block and brick . . . . .  3271
- Concrete products, except block and brick . . . . .  3272
- Ready-mixed concrete . . . . .  3273
- Cut stone and stone products . . . . .  3281
- Other products made of glass, hydraulic cement, clay, pottery, gypsum, lime, abrasive, asbestos, and nonmetallic mineral products – *Specify* . . . . .  3299

**Primary metal industries**

- Steel wiredrawing and steel nails and spikes . . . . .  3315
- Iron and steel foundries, nonferrous metals, and other primary metal industries products – *Specify* . . . . .  3399

**Fabricated metal products**

- Metal cans . . . . .  3411
- Heating equipment, except electric . . . . .  3433
- Fabricated structural metal . . . . .  3441
- Metal doors, sash, and trim . . . . .  3442
- Fabricated plate work (boiler shop) . . . . .  3443
- Sheet metal work . . . . .  3444
- Architectural and ornamental metal work . . . . .  3446
- Other structural metal work – *Specify* . . . . .  3449
- Screw machine products . . . . .  3451
- Bolts, nuts, screws, rivets, and washers . . . . .  3452
- Other metal stampings – *Specify* . . . . .  3469

- Plating and polishing of metals . . . . .  3471
- Miscellaneous fabricated wire products . . . . .  3496
- Other fabricated metal products – *Specify* . . . . .  3499

**Industrial and commercial machinery and computer equipment**

- Special dies, tools, jigs, and fixtures . . . . .  3544
- Other metalworking machinery and equipment – *Specify* . . . . .  3549
- Electronic computers . . . . .  3571

## Section F – MANUFACTURES (Continued)

### Item 31. KIND OF ACTIVITY – MANUFACTURES (Continued)

#### Industrial and commercial machinery and computer equipment (Continued)

- Computer peripheral equipment, including printers, plotters, and graphic displays . . . . .  3577 070
- Other office equipment including calculators, terminals, and computer storage devices – *Specify* . . . . .  3579
- 
- Refrigeration (air-conditioning) and heating equipment. . .  3585
- Other industrial and commercial machinery and computer equipment– *Specify* . . . . .  3599

#### Electronic and electrical equipment and components, except computer equipment

- Power, distribution, and specialty transformers . . . . .  3612
- Switchgear and switchboard apparatus . . . . .  3613
- Other electrical industrial apparatus – *Specify* . . . . .  3629
- 
- Household appliances – *Specify* . . . . .  3639
- 
- Current-carrying wiring devices . . . . .  3643
- Other electric lighting and wiring equipment – *Specify* . . .  3648
- 
- Telephone and telegraph apparatus . . . . .  3661
- Radio, TV, and other communication equipment – *Specify* . . . . .  3669
- 
- Printed circuit boards. . . . .  3672
- Electronic coils, transformers, and inductors. . . . .  3677
- Other electronic and electrical equipment and components – *Specify* . . . . .  3679

#### Transportation equipment

- Motor vehicle parts and accessories . . . . .  3714
- Motor vehicles and motor vehicle equipment – *Specify* . . .  3719
- 
- Boat building and repairing . . . . .  3732
- Aircraft, ship, and other transportation; parts, equipment, and repairing – *Specify* . . . . .  3799

#### Measuring, analyzing, and controlling instruments; photographic, medical and optical goods; watches and clocks

- Instruments to measure electricity . . . . .  3825
- Surgical, medical, and veterinary instruments and apparatus. . . . .  3841
- Orthopedic, prosthetic, and surgical appliances and supplies . . . . .  3842
- Dental equipment and supplies; radiographic, irradiation, electromedical, and electrotherapeutic apparatus – *Specify* . . . . .  3849
- 
- Ophthalmic goods (contact lenses, eyeglasses, and sunglasses) . . . . .  3851
- Other measuring, analyzing and controlling instruments; photographic and optical goods; watches and clocks – *Specify* . . . . .  3879

### Item 31. KIND OF ACTIVITY – MANUFACTURES (Continued)

#### Miscellaneous manufacturing industries

- 070
- Jewelry, precious metal . . . . .  3911
- Silverware and plated ware . . . . .  3914
- Jewelers' materials and lapidary work . . . . .  3915
- Costume jewelry and costume novelties . . . . .  3961
- Fasteners, buttons, needles, and pins. . . . .  3965
- Signs and advertising specialties . . . . .  3993
- Other manufacturing industries – *Specify* . . . . .  3999

### Item 32. SHIPMENTS AND OTHER RECEIPTS

	Mil.	Thou.	Dol.
<b>a. What was the total VALUE OF SHIPMENTS for products made in this establishment in 1997?</b> (Include interplant transfers.)	601		
<b>b. What were the receipts for CONTRACT WORK performed for others on their materials?</b> (Describe products worked on and kind of work.)	602		
<b>c. What were the MISCELLANEOUS RECEIPTS for –</b>	603		
(1) Sales of scrap and refuse?			
(2) Other miscellaneous receipts (including receipts for repair work, etc.)?	604		
<b>d. What were the receipts for RESALES, i.e., sales of products bought and sold without further manufacture, processing, or assembly in this establishment?</b>	605		

### Item 33. EMPLOYMENT AND HOURS WORKED

<b>a. How many PRODUCTION WORKERS were employed in 1997 during the pay period including the 12th of the month for the months shown?</b>  (1) March  (2) May  (3) August  (4) November  (Include permanent or temporary, full- or part-time.)		Number of employees
	610	
	611	
	612	
	613	
<b>b. How many other employees were employed during the pay period including March 12?</b>  <b>c. How many hours were worked by PRODUCTION WORKERS by quarter?</b>  (1) January through March  (2) April through June  (3) July through September  (4) October through December  (5) TOTAL hours worked (Sum of lines (1) through (4))	615	Hours worked
	616	
	617	
	618	
	619	
620		

If not shown, please enter your 11-digit Census File Number from the address label on page 1

Census File Number

**Section F – MANUFACTURES (Continued)**

**Item 34. PAYROLL**

What was the annual payroll, before deductions, for this establishment for the entire calendar year 1997?

	Mil.	Thou.	Dol.
a. Production workers	625		
b. All other employees	626		

**Item 35. SELECTED COSTS**

What was the cost to this establishment in 1997 for materials and services used?

	Mil.	Thou.	Dol.
a. Electricity	630		
b. Fuels consumed for heat or power	631		
c. Contract labor for production	632		
d. Contract work and nonproduction labor done for you by others	633		
e. Products bought and resold in the same condition	634		
f. Materials, parts, components, containers, etc.	635		

**Item 36. INVENTORIES**

a. Did you have inventories at the end of 1996 or 1997?

- 636 1  YES – Go to item 36b  
2  NO – Skip to item 37

b. Are inventories of this establishment subject to the last-in, first-out (LIFO) method of valuation?

- 637 1  YES – Complete the remainder of this item  
2  NO – Skip to item 36c

	END OF 1997			END OF 1996		
	Mil.	Thou.	Dol.	Mil.	Thou.	Dol.
(1) Amount subject to LIFO costing (gross)	638			639		
(a) Amount of LIFO reserve	640			641		
(b) LIFO value for line (1) (net)	642			643		
(2) Amount not subject to LIFO costing	644			645		

c. What was the TOTAL value of all inventories at the end of 1996 and 1997?

	END OF 1997			END OF 1996		
	Mil.	Thou.	Dol.	Mil.	Thou.	Dol.
(1) Materials, supplies, etc.	646			647		
(2) Work-in-process	648			649		
(3) Finished goods	650			651		
(4) TOTAL inventories (Sum of lines (1) through (3))	652			653		

NOTE – (LIFO users only) The sum of b(1)(a), b(1)(b), and b(2) should equal line c(4).

**Item 37. CAPITAL EXPENDITURES**

a. What were the capital expenditures for USED buildings and machinery in 1997 (excluding land)? (New capital expenditures should NOT be included in item 37a, but should be reported below in item 37b.)

Mil.	Thou.	Dol.
655		

**Item 37. CAPITAL EXPENDITURES (Continued)**

b. What were the capital expenditures for NEW buildings and machinery?

(1) Buildings and other structures (Exclude land.)

(2) Machinery and equipment

	Mil.	Thou.	Dol.
(1)	656		
(2)	657		

**Item 38. VALUE OF PRODUCTS SHIPPED AND CONTRACT WORK PERFORMED BY CUSTOMER LOCATION**

What was the total dollar value of products made and contract work performed in 1997 for each of the following customer locations?

Customer location (1)	Value of products shipped (2)			Value of contract work (3)		
	Mil.	Thou.	Dol.	Mil.	Thou.	Dol.
a. U.S. and territories (Do not include Puerto Rico and the Virgin Islands.)	659			660		
b. Virgin Islands	661			662		
c. Central America, South America, and Caribbean Zone (Do not include the Virgin Islands.)	663			664		
d. Other foreign places	665			666		
e. Puerto Rico – Complete lines f through l below	667			668		

If you reported on line e, columns (2) and (3): What was the distribution of shipments or contract work for customers located in Puerto Rico? (Sum of lines f through l should equal the entries for line e above.)

Class of customer (1)	Value of products shipped (2)			Value of contract work (3)		
	Mil.	Thou.	Dol.	Mil.	Thou.	Dol.
f. Wholesalers	670			671		
g. Retailers	672			673		
h. Household consumers	674			675		
i. Commonwealth government	676			677		
j. Construction companies	678			679		
k. Other manufacturing establishments	680			681		
l. Other customers	682			683		

**Item 39. SPECIAL INQUIRY**

If "Corporation" was marked in item 4: Which of the following best describes this establishment at the end of 1997? Mark (X) only ONE box.

- 685 1  Domestic corporation  
2  Nondomestic corporation under section 936  
3  Nondomestic corporation under section 30A  
4  Other nondomestic corporation

**PROCEED TO SECTION H, PAGE 17, AND COMPLETE THE REST OF THE FORM.**

## Section G – CONSTRUCTION

**Item 40. KIND OF ACTIVITY – CONSTRUCTION**  
**a. Describe the PRINCIPAL kind of construction activity this establishment engaged in during 1997.**

**HOW TO REPORT PERCENTS**

Report percentages as whole numbers  
**EXAMPLE:** Report 38.76% as  $\rightarrow$

Percent
<b>39</b> %

**b. What was the estimated percentage of the TOTAL DOLLAR VALUE OF BUSINESS DONE in 1997 (item 5) for each of the following activities?**

**Construction activities**

	Percent
Building construction on land owned by others – general contractor	703 %
Building construction on land owned by you	704 %
Construction of highways, streets, parking lots, airport runways, and work related to highway and street construction	705 %
Heavy construction such as bridges, tunnels, water, sewer, and other utility lines	706 %
Other heavy construction such as petrochemical and industrial complex power plant	707 %
Subdividing and preparing your own land for sale	708 %
Subdividing and preparing your own land for rent or lease	709 %
Subdividing and preparing land owned by others	710 %

**NOTE** – General contractors who did any of the following special trades as part of a general contract should NOT fill out these boxes; but if work was done in 1997 as a Special Trade Contractor, fill out the boxes that apply.

	Percent
Plastering, drywall, acoustical, and insulation work	711 %
Plumbing, heating, and air-conditioning	712 %
Roofing, siding, and sheet metal work	713 %
Carpentry work	714 %
Concrete work	715 %
Electrical work	716 %
Installation or erection of building equipment	717 %
Excavation work	718 %
Floor laying and other floor work	719 %
Glass and glazing work	720 %
Masonry, stone setting, and other stonework	721 %
Painting and paper hanging	722 %
Structural steel erection	723 %

**Item 40. KIND OF ACTIVITY – CONSTRUCTION (Continued)**

**Construction activities (Continued)**

	Percent
Swimming pool contractor	724 %
Terrazo, tile, marble, and mosaic work	725 %
Water well drilling	726 %
Wrecking and demolition work	727 %
Other types of contracting – <i>Specify kind</i>	728 %
	729 %
	730 %

**Activities other than construction**

Architectural and engineering services	731 %
Rental of construction machinery and equipment	732 %
Retail trade – <i>Specify kind</i>	733 %
	734 %
Sale of land	735 %
Wholesale trade, manufacturing, and transportation	736 %
Construction management	737 %
Other business activities – <i>Specify kinds</i>	738 %
	739 %

**TOTAL** **100** %

If not shown, please enter your 11-digit Census File Number from the address label on page 1

Census File Number

**Section G – CONSTRUCTION (Continued)**

**Item 41. DOLLAR VALUE OF BUSINESS**

Mil.	Thou.	Dol.
741		

a. What was the dollar value of all construction work done in 1997? →

INCLUDE –

- New construction
- Additions and alterations, or reconstruction
- Special trades contracting work
- Maintenance and repair work
- Land development and improvement
- Buildings and other structures built for sale, excluding the value of the land
- Installation and service of equipment
- Construction work on own account

b. What were your receipts from kinds of business other than those reported above in 1997? →

Mil.	Thou.	Dol.
742		

INCLUDE –

- Architectural and engineering services
- Rental of machinery and equipment
- Sale of land
- Retail trade
- Other services

**Item 42. TYPES OF CONSTRUCTION**

What was the estimated percentage of the amount you reported in item 41a (the dollar value of construction work done in 1997) for each of the types of construction listed below? (For each entry in column (a), show the percentage of new construction (include additions and alterations) in column (b) and the percentage of maintenance and repair work in column (c).)

**NOTE –** Column (b) + column (c) = column (a).

Type of construction	Percent of construction work done (a)	Breakdown of column (a)	
		New construction (b)	Maintenance and repair work (c)
<b>BUILDING CONSTRUCTION</b>	744	746	748
Single family houses (detached, attached, and townhouses)	%	%	%
Apartment buildings and other residential buildings	%	%	%
Industrial buildings and warehouses	%	%	%
Commercial buildings (banks, offices, stores, restaurants, public garages, automobile service stations, and recreational buildings)	%	%	%
Other nonresidential buildings – Specify	768	770	772
	%	%	%
<b>NONBUILDING CONSTRUCTION</b>	774	776	778
Highways, streets, and related work	%	%	%
Bridges, tunnels, and elevated highways	%	%	%
Water, sewer, pipeline, communication transmission lines, and power lines	786	788	790
Other nonbuilding construction – Specify	792	794	796
	%	%	%
<b>TOTAL</b> value of construction work done (Sum of column (b) + column (c) should equal 100%)	<b>100</b> %	798	800

**Item 43. EMPLOYMENT AND HOURS WORKED**

a. How many CONSTRUCTION WORKERS were employed in 1997 during the pay period including the 12th of the month for the months shown?

(Include permanent or temporary, full- or part-time.)

(1) March

Number of employees

825

(2) May

826

(3) August

827

(4) November

828

b. How many other employees were employed during the pay period including March 12?

829

c. How many hours were worked by CONSTRUCTION WORKERS by quarter?

Hours worked

(1) January through March

830

(2) April through June

831

(3) July through September

832

(4) October through December

833

(5) TOTAL hours worked (Sum of lines (1) through (4))

834

**Item 44. PAYROLL**

What was the annual payroll, before deductions, for this establishment in 1997?

	Mil.	Thou.	Dol.
	835		
a. Construction workers			
	836		
b. All other employees			

**Item 45. CONSTRUCTION WORK SUBCONTRACTED OUT**

What was the cost to this establishment in 1997 for construction work subcontracted out to other construction contractors? (Include construction work done by manufacturing firms and value of materials sold to subcontractors.)

Mil.	Thou.	Dol.
837		



**Section G – CONSTRUCTION (Continued)**

Item 46. SELECTED COSTS	Mil.	Thou.	Dol.
	<b>What was the cost to this establishment in 1997 for materials and services used?</b>	838	
a. Electricity			
b. Gasoline, diesel fuel, and gasohol	839		
c. Other fuels for heat or power such as natural gas and lubricants, oils, and greases.	840		
d. Communication and repairs to machinery, equipment, buildings, and other structures	841		
e. Rental or lease of construction machinery and equipment, transportation equipment, buildings and other structures, office equipment, and fixtures (Do not include payments for subcontract work.)	842		
f. Materials, components, and supplies	843		

Item 47. WORK FOR OTHER CONTRACTORS OR BUILDERS	Percent
<b>Did this establishment do any work for other contractors or builders in 1997?</b>	854
853 <input type="checkbox"/> YES – Estimate the percentage of the dollar value of construction work done in 1997 (item 41a) accounted for by such work.	
<input type="checkbox"/> NO	

Item 48. OWNERSHIP OF CONSTRUCTION PROJECTS	Percent
<b>What was the percentage of the dollar value of construction work done (item 41a) on government-owned projects and on privately-owned projects in 1997?</b>	855
a. Government-owned construction (Federal, Commonwealth, municipal)	%
b. Privately-owned construction	%
c. <b>TOTAL</b> value of construction work done in 1997 (item 41a)	<b>100</b> %

Item 49. ASSETS, CAPITAL EXPENDITURES, AND DEPRECIATION	Buildings, job-site trailers, additions, and related facilities, excluding land (1)			Machinery, equipment, and vehicles (2)		
	Mil.	Thou.	Dol.	Mil.	Thou.	Dol.
	a. What was the GROSS value of depreciable assets (usually original cost) at the BEGINNING of 1997?	857			858	
b. What were the capital expenditures for NEW automobiles, trucks, etc. (intended primarily for highway use) during 1997?				859		
c. What were the capital expenditures for NEW buildings, machinery, and job-site vehicles during 1997?	860			861		
d. What were the capital expenditures for USED buildings and machinery during 1997? (Include used automobiles, trucks, etc.)	862			863		
e. What was the GROSS value of depreciable assets sold, retired, scrapped, etc. in 1997?	864			865		
f. What was the GROSS value of depreciable assets at the END of 1997? (Sum of a + b + c + d – e)	866			867		
g. What were the depreciation charges for 1997?	868			869		

**PROCEED TO SECTION H, PAGE 17, AND COMPLETE THE REST OF THE FORM.**

If not shown, please enter your 11-digit Census File Number from the address label on page 1

Census File Number

**Section H – ALL ESTABLISHMENTS**

**Item 50. OWNERSHIP, CONTROL, AND LOCATIONS OF OPERATION**

**NOTE** – Answer this item only if your Census File Number (CFN), shown in the label of this report form, begins with zero. If the CFN does not begin with a zero, skip to item 52.

**a. Is this company owned or controlled by another company?**

097 1  YES →  
2  NO

ENTER OWNING OR CONTROLLING COMPANY NAME, ADDRESS, AND ZIP CODE

Name \_\_\_\_\_

Address \_\_\_\_\_

EIN (9 digits)

		-								
--	--	---	--	--	--	--	--	--	--	--

**b. Does this company own or control any other company or companies?**

098 1  YES →  
2  NO

If more space is needed, continue in REMARKS (item 51).

ENTER OWNED OR CONTROLLED COMPANY NAME, ADDRESS, AND ZIP CODE

Name \_\_\_\_\_

Address \_\_\_\_\_

EIN (9 digits)

		-								
--	--	---	--	--	--	--	--	--	--	--

**c. Did this company operate at more than one location during 1997?**

**NOTE** – Locations which are not staffed on a full-time basis by at least one employee covered by this EIN should NOT be considered separate. Include data for these locations with data reported for the main location.

- YES – List additional locations below and provide the information requested. If more space is needed, continue in REMARKS (item 51).  
 NO – Skip to item 52

1	Number and street	Municipio	Kind of business at this location	EIN (9 digits)		Sales and receipts →	Annual payroll →	Number of employees during pay period including March 12, 1997	Are these figures included on page 2 of this report?
						081			085 1 <input type="checkbox"/> YES 2 <input type="checkbox"/> NO
						082			
						083			
						081			085 1 <input type="checkbox"/> YES 2 <input type="checkbox"/> NO
						082			
						083			

**Item 51. REMARKS** – Please use this space for any explanations that may be essential in understanding your reported data.

**Item 52. CERTIFICATION** – This report is substantially accurate and has been prepared in accordance with instructions.

Print name of person to contact regarding this report				<b>Period covered by this report</b> →		FROM: Month   Year	TO: Month   Year
Telephone →	Area code	Number	Extension	Preparer's signature			Date

## WHOLESALE COMMODITY LINES

CODE	COMMODITY LINE	CODE	COMMODITY LINE
<b>0140</b>	Trucks and tractors	<b>2520</b>	Custodial (janitor's) equipment and supplies
<b>0250</b>	Petroleum products marketing equipment	<b>2530</b>	Laundry and dry-cleaning equipment and supplies
<b>0420</b>	Office and business furniture	<b>2540</b>	Other service establishment equipment and supplies
<b>0500</b>	Household china, glassware, crockery, and plastic housewares	<b>2600</b>	Aircraft and aeronautical equipment and supplies
<b>0530</b>	Floor coverings	<b>2620</b>	Marine machinery, equipment, and supplies
<b>0540</b>	Other homefurnishings	<b>2630</b>	Other transportation equipment and supplies
<b>0720</b>	Roofing, siding, insulation materials, and guttering	<b>2700</b>	Sporting and recreational goods and supplies
<b>0730</b>	Glass (Exclude automotive.)	<b>2800</b>	Toys and hobby goods and supplies
<b>0740</b>	Other construction materials	<b>2900</b>	Ferrous metal scrap
<b>0800</b>	Photographic equipment and supplies	<b>2920</b>	Nonferrous metal scrap
<b>0920</b>	New computer equipment	<b>2940</b>	Waste materials, except metals
<b>0930</b>	Used computer equipment	<b>3000</b>	Jewelry, watches, diamonds, and other precious stones and metals (Include silverware.)
<b>0950</b>	Computer software – off the shelf	<b>3100</b>	Musical instruments and supplies
<b>0960</b>	Restaurant and hotel equipment and supplies	<b>3120</b>	Forest products, except lumber
<b>0970</b>	Store machines and equipment	<b>3150</b>	Other durable goods
<b>1030</b>	Optical and ophthalmic goods	<b>3200</b>	Printing and writing (fine) paper
<b>1020</b>	Dental supplies	<b>3300</b>	Stationery, office supplies, and greeting cards
<b>1040</b>	Religious and school supplies	<b>3400</b>	Industrial and personal service paper
<b>1050</b>	Other professional equipment and supplies	<b>3600</b>	Piece goods, knit and woven
<b>1100</b>	Ferrous metals	<b>3700</b>	Notions and other dry goods
<b>1230</b>	Nonferrous metals	<b>5000</b>	Cattle, hogs, sheep, and goats
<b>1300</b>	Coal and coke	<b>5100</b>	Hides, skins, and pelts
<b>1320</b>	Other minerals and ores	<b>5120</b>	Leaf tobacco
<b>1650</b>	Electronic communication equipment	<b>5130</b>	Wool, wool tops, and mohair
<b>1660</b>	Electrical measuring and testing equipment, except automotive	<b>5140</b>	Other farm products (inedible)
<b>1900</b>	Warm air heating and air conditioning equipment and supplies	<b>5200</b>	Cotton
<b>2000</b>	Refrigeration equipment and supplies	<b>5320</b>	Industrial gases
<b>2100</b>	Construction and mining machinery, equipment, and parts	<b>5500</b>	Crude oil
<b>2200</b>	Farm machinery, equipment, and parts	<b>5800</b>	Farm supplies
<b>2220</b>	Garden machinery, equipment, and supplies	<b>5900</b>	Tobacco and tobacco products
<b>2230</b>	Food-processing machinery, equipment, and parts	<b>6110</b>	Flowers and florists' supplies
<b>2330</b>	Metalworking machinery, equipment, and parts	<b>6120</b>	Art goods (Include gifts, novelties, and souvenirs.)
<b>2340</b>	Materials-handling equipment and parts	<b>6130</b>	Textile bags and bagging
<b>2350</b>	Oil well, oil refinery, and pipeline machinery, equipment, and supplies	<b>6140</b>	Wigs, yarn, and leather products
<b>2360</b>	Other industrial machinery, equipment, and parts	<b>6150</b>	Other nondurable goods
<b>2370</b>	Mechanical power transmission equipment		
<b>2460</b>	Other industrial supplies		
<b>2500</b>	Beauty and barber equipment and supplies		

*Thank you*  
*for completing the*  
**1997 ECONOMIC CENSUS**  
**OF PUERTO RICO**  
*report form.*

**YOUR numbers DO**  
**make the difference!**

***PLEASE RETURN THIS REPORT FORM BY FEBRUARY 12, 1998***



U.S. Department of Commerce  
BUREAU OF THE CENSUS

# INFORMATION SHEET

## ECONOMIC CENSUS OF PUERTO RICO

The economic censuses include establishments engaged in the following activities:

**Wholesale** – Selling merchandise at wholesale to retailers, industrial, institutional, and other nonhousehold consumers.

**Retail** – Selling merchandise for personal or household consumption and in rendering services incidental to the sale of the goods.

**Services** – Rendering a wide variety of services for individuals, business and government establishments, and other organizations. Hotels, motels, and other lodging places are part of the services sector.

**Manufactures** – Manufacturing, processing, and assembling component parts of products.

**Construction** – New or original construction; additions, alterations, rehabilitation, remodeling, or reconstruction by general contractors, speculative builders and heavy construction contractors; and maintenance, repair and service work by electricians, plumbers, carpenters, etc.

If you are NOT engaged in these kinds of activities, **COMPLETE ITEMS 1 THROUGH 8 AND SIGN THE REPORT FORM (item 52) page 17.**

### WHO SHOULD REPORT

Every firm that receives a census report form is required to prepare and submit a separate report form for each of its establishments.

### DEFINITION OF ESTABLISHMENT

An establishment is defined as a single physical location where business is conducted or industrial operations are performed.

### GENERAL INSTRUCTIONS

- Respondents are not required to respond to any information collection unless it displays a valid approval number from the Office of Management and Budget (OMB). The OMB 8-digit number appears in the upper right corner of the questionnaire.
- If the establishment stopped operating during 1997 (i.e., it was closed, sold, or leased to another company), complete the report form for the portion of 1997 that the establishment was operating.
- If additional space is necessary to complete any item, use the remarks section at the end of the form (if applicable) or attach a separate sheet. If extra sheets are added, write the CFN and the item number at the top of each additional page.
- Please make a photocopy of your completed report form for your files.

### Instructions For Selected Items:

#### ◆ Section A – GENERAL INFORMATION

##### Item 2. PHYSICAL LOCATION

Part a:

Fill in if the address shown on the label on the front cover of the report form is different from the physical location of the establishment.

Part b:

Always identify the municipio where the establishment is located regardless of your response to part a.

##### Item 5. DOLLAR VOLUME OF BUSINESS

YOUR RESPONSE IS STRICTLY CONFIDENTIAL. Your company's report will be used solely for developing summary statistics. IT CANNOT BE USED FOR PURPOSES OF TAXATION, INVESTIGATION, OR REGULATION.

Include:

- Gross receipts for merchandise sold, services provided, and construction work done in 1997, whether or not payment was received in 1997.
- Total value of all products physically shipped. Include products shipped to other plants, sales branches, retail stores, or warehouses of your company and on consignment.
- Market value of compensation received in lieu of cash.
- Amounts received for work even though work may have been subcontracted to others.

- Commissions, fees, and other operating income for **service industries** operating on a commission basis, such as travel agencies and advertising agencies. Do NOT include gross billings or sales.
- Actual sales value of the products sold rather than commissions received for **retailers** and **wholesalers** selling merchandise on a consignment or commission basis.
- Receipts for delivery, installation, maintenance, repair, alteration, rental of equipment, storage, other services, and activities.

Exclude:

- Sales or other taxes collected directly from customers and paid directly to the Commonwealth or Federal tax agency.
- Nonoperating income from sources such as investments, rental or sale of real estate, and interest.
- Sales and receipts from departments or concessions operated by other companies.
- Commissions from vending machines operated by others.
- Value of products made on a commission or fee basis for others.
- Value of products bought and sold or transferred from other establishments **of your company** and sold without further manufacture.
- Value of returned goods.

##### Item 6. PAYROLL

Definitions are the same as those used on the Employer's Quarterly Federal Tax Return, Internal Revenue Service (IRS) Form 941-PR.

Include:

- Wages, salaries, tips, vacation allowances, bonuses, commissions, and other compensation paid to employees during 1997, whether or not subject to income or FICA tax.
- Salaries of officers and executives of a corporation.

Exclude:

- Payments to or withdrawals by proprietors or partners of an unincorporated company.
- Annuities or supplemental unemployment compensation benefits, even if income tax was withheld.

##### Item 7. EMPLOYMENT

Include:

Part a:

- All full- and part-time employees on the payroll during the pay period including March 12, 1997.
- Salaried officers and executives of a corporation.
- Employees on paid sick leave, paid vacations, and paid holidays.

Part b:

Proprietors and partners of an unincorporated company working 15 or more hours during the week of March 12, 1997.

Part c:

Unpaid family workers of an unincorporated company working 15 or more hours during the week of March 12, 1997.

#### ◆ Section B – WHOLESALE

##### Item 10. TYPE OF OPERATION

- Merchant wholesaler** – Establishment engaged in buying and selling merchandise produced by other firms on its own account.
- Manufacturer's sales branch or sales office** – Establishment owned or corporately affiliated with a manufacturer by the parent in Puerto Rico, United States, or territories.
- Broker, agent, commission merchant** – Establishment engaged in selling and buying merchandise on an agency, commission, or brokerage basis for others, rather than on its own account.

**Item 11. EMPLOYMENT BY PRINCIPAL ACTIVITY**

Part a:

Report the number of employees engaged in sales activity, traveling salespeople, truck salespeople, and selling employees working out of their own homes.

Part c:

This category is not applicable to single-establishment firms. For multi-establishment firms, report the number of employees who provided services to other establishments of this firm.

Part d:

Report employees engaged in sorting, grading, packaging, and other similar activities on line b.

Sum of lines a through e should equal item 7a.

**Item 12. CLASS OF CUSTOMER**

Part a:

Include sales to farmers for use in agricultural production only.

Part b:

Include sales for construction purposes only.

Part c:

Include sales made to buyers outside Puerto Rico only.

Part h:

Include sales to laboratories, institutions, public utilities, service businesses, and other such users that normally buy for business use rather than for resale.

Part i:

Include sales to the Federal Government (including military, post exchanges, GSA, GPO, and other agencies), Commonwealth, and municipal governments.

**Item 13. OPERATING EXPENSES**

Include:

- Total annual payroll reported in item 6a.
- Supplements to wages and salaries.
- Liquor and tobacco tax stamps and license fees.
- Depreciation charges in 1997 including depreciation charges on equipment obtained through a capital or full payout lease or on equipment rented to others through an operating lease.
- Lease and rental payments made in 1997 for equipment leased under an operating lease.
- Advertising expenses.
- Commissions paid to others.
- Office supplies, postage, and shipping and packaging materials and expenses.
- Cost of contract work performed by others.
- Other expenses (i.e., storage, repairs, bad debt, theft, and damage losses).

Exclude:

- Cost of goods sold.
- Income taxes.
- Sales and other taxes collected directly from customers and paid directly to a Commonwealth or Federal tax agency.
- Interest expenses.
- Payments to or withdrawals by proprietors and partners of an unincorporated firm.
- Lease payments for merchandise obtained through capital, finance, or full payout leases.

**Item 14. DOLLAR VOLUME OF BUSINESS**

Part b:

Report the market value of products bought or sold by others on which you earned a commission, brokerage, or agency fee. If unavailable from company records, estimate the value by dividing actual commissions received by the percentage charged for sales activity.

Part d:

Report the percentage of products sold (as reported in item 5) accounted for by products which were mined or manufactured in the United States, Puerto Rico, or U.S. territories by your company.

Part e:

Report the fair sales value of goods transferred (billings) to establishments owned by this firm.

**Item 15. INVENTORIES**

Report the total value of all inventories of this establishment at the end of 1997. Report inventories at cost or market value, using generally accepted accounting methods. The reported figures should be in terms of book value. Do NOT include inventory owned by others but held by this establishment.

For inventories at LIFO cost, use the sum of the LIFO amount, plus the LIFO reserve for completing item 15c.

**Item 17. COMMODITY LINES**

If any commodities sold are not prelisted but account for one percent or more of total sales, refer to the list of Wholesale Commodity Lines on page 18 of the report form. Enter the commodity, corresponding code, and percent of total sales.

Report receipts for construction, delivery, installation, service contracts, and miscellaneous activities included in item 5 on the "Service receipts and labor charges" line (Code 9700).

**◆ Section C – RETAIL**

**Item 19. UNDER-ROOF FLOOR SPACE – Department, Variety, Grocery, and Drug Stores ONLY.**

Include:

- Only the floor space used/controlled by this establishment.
- All space occupied by this establishment on every floor of multiple-story buildings.

**TOTAL FLOOR SPACE:**


Enter the total square footage of under-roof floor space available at the end of 1997. Include dry storage, refrigerated space, offices, workrooms, display windows, and enclosed entrance ways. Do NOT include outdoor space, even if covered.

**UNDER-ROOF SELLING SPACE:**

Enter the square footage of in-store **selling** space at the end of 1997. Include all store areas open to customers, including aisles, elevators, etc. Do NOT include display windows fronting on streets or walks, outdoor entrance ways, or other outdoor space.

EXAMPLE – How to compute floor space in square feet:

- (1) Total under-roof space is:  
200 x 100 ft = 20,000 sq. ft
- (2) Under-roof selling space is:  
200 x 80 ft = 16,000 sq. ft



**Item 23. MERCHANDISE LINES**

Report receipts for services provided and for service contracts that were included in item 5 on the "Nonmerchandise receipts from customers" line (Code 9900).

**EXCLUDE sales of leased departments or concessions** operated within this establishment by other companies.

**◆ Section D – SERVICES**

There are no additional instructions for items in Section D.

◆ **Section E – HOTELS, MOTELS, AND OTHER LODGING PLACES**

There are no additional instructions for items in Section E.

◆ **Section F – MANUFACTURES**

**Item 32. SHIPMENTS AND OTHER RECEIPTS**

Refer to item 5 instructions for dollar volume of business definition.

The sum of lines a through d should equal item 5.

**Item 33. EMPLOYMENT AND HOURS WORKED**

Refer to item 7 instructions for employment definition.

Part a:

Report the number of production workers up through the working-foreman level engaged in processing, assembling, shipping (but not delivering), truck drivers delivering ready-mixed concrete, and other related services.

Part b:

Report all other employees including those engaged in supervision above the working-foreman level, sales (including driver salesmen), sales delivery (truck drivers and helpers), installation, clerical, and other professional technical personnel.

Sum of lines a(1) and b should equal item 7a.

Part c:

Report total number of hours worked at the plant by production workers. Include actual hours worked for overtime, not straight time equivalent hours. Do NOT include hours paid for vacations, holidays (unless actually worked), or sick leave.

**Item 34. PAYROLL**

Refer to item 6 instructions for payroll definition. The sum of lines a and b should equal item 6a.

**Item 35. SELECTED COSTS**

Cost refers to the amount actually paid or payable after discounts, including freight and other direct charges incurred in acquiring the item or service.

Part a:

Exclude the value of electricity generated by your establishment.

Part b:

Exclude the estimated cost of fuels produced by your establishment.

Part c:

Include the cost of contract employees who are not on your payroll, but are supplied through a contract with another company to perform specific jobs related to production. Exclude the cost of materials worked on, which should be included in item 35f.

Part d:

Exclude the cost of materials worked on, which should be included in item 35f.

Part f:

Include ONLY PHYSICAL GOODS USED or put into production; exclude services used or overhead charges.

**Item 36. INVENTORIES**

Report the total value of all inventories of this establishment at the end of 1996 and 1997 at cost or market value, using generally accepted accounting methods. The reported figures should be in terms of book value. Do NOT include inventory owned by others but held by this establishment.

For inventories at LIFO cost, use the sum of the LIFO amount plus the LIFO reserve for completing item 36c.

**Item 37. CAPITAL EXPENDITURES**

Expenditures refer to all costs actually incurred during 1997 which are chargeable to the fixed assets accounts and for which depreciation accounts are maintained. Exclude the cost of maintenance and repairs charged as current operating expense.

Part a:

Enter the value of all equipment and buildings purchased at their purchased price. For any equipment or structure transferred to the use of this establishment by the parent company or one of its subsidiaries, enter the value at which it was transferred to the establishment.

**Item 38. VALUE OF PRODUCTS SHIPPED AND CONTRACT WORK PERFORMED BY CUSTOMER LOCATION**

Report the ultimate destination of goods shipped, including goods shipped to foreign countries via U.S. ports if known. Otherwise, report the location of the person to whom the products were shipped or sold. The total value of products made in this establishment (sum of lines a through e, column (2)) should equal item 32a. The value of total contract work (sum of lines a through e, column (3)) should equal item 32b.

◆ **Section G – CONSTRUCTION**

**Item 40. KIND OF ACTIVITY**

Part b:

Report only the main activities for which you were contracted. Work which was incidental to the primary activities of jobs should not be reported separately.

Include establishments primarily engaged in subdividing and developing cemetery lots under activities other than construction.

**Item 41. DOLLAR VALUE OF BUSINESS**

Refer to item 5 instructions for dollar value of business definition.

Part a:

Report fees received as sponsors of joint ventures and fees as agents for owners of construction work. Also include both the dollar value for installation and cost of the items installed.

Part b:

Report the receipts for rental of equipment and definable architectural and engineering work for others and receipts covering the price of items sold, but not installed by this establishment.

Sum of lines a and b should equal item 5.

**Item 42. TYPES OF CONSTRUCTION**

Report separately each building or type of structure. If such separation is not possible, report the entire project under the major purpose.

**Item 43. EMPLOYMENT AND HOURS WORKED**

Refer to item 7 instructions for employment definition.

Part a:

Report the number of construction workers up through the working-foreman level, including laborers, truck drivers and helpers, equipment operators, mechanics and security guards, on lines (1) through (4).

Part b:

Report all other employees including those engaged in supervision above the working-foreman level, office staff, architects, engineers, purchasing agents, executives, and others engaged in nonconstruction activities.

Sum of lines a(1) and b should equal item 7a.

Part c:

Report total number of hours worked at the job site by construction workers. Include actual hours worked for overtime, not straight time equivalent hours. Do NOT include hours paid for vacations, holidays (unless actually worked), or sick leave.

**Item 44. PAYROLL**

Refer to item 6 instructions for payroll definition. The sum of lines a and b should equal item 6a.

**Item 46. SELECTED COSTS**

Cost refers to the amount actually paid or payable after discounts, including freight and other direct charges incurred in acquiring the items.

Part d:

Include repair costs necessary to maintain the property and equipment. Exclude improvements that increase the value of the property or adapt it for another use.

**Item 49. ASSETS, CAPITAL EXPENDITURES, AND DEPRECIATION**

Depreciable assets are the fixed-tangible property for which depreciation accounts are maintained.

Expenditures refer to all costs actually incurred during 1997 which are chargeable to the fixed assets accounts and for which depreciation accounts are maintained.

Report the original cost or market value of all buildings, equipment, and vehicles purchased or acquired before 1997.

◆ **Section H – ALL ESTABLISHMENTS**

**Item 50. OWNERSHIP, CONTROL, AND LOCATIONS OF OPERATION**

Part a:

**MARK "YES" if – ANOTHER** company owns more than 50 percent of the voting stock, controls the management and policies of, or has the ability to appoint a board of directors for this company.

**MARK "NO" if**

- This company has a franchise entitling it to use a trade name, but is not owned or operated by the franchisor.
- This company operates one or more leased departments in an establishment owned by another company, but the other company (lessor) does not own or control the department(s).

- This company is engaged in the management of a business owned by others.

Part b:

Indicate whether this company owns more than 50 percent of the voting stock or has the authority to direct management and policies of any subsidiaries and/or affiliates.

Part c:

Include all selling and service locations and any other facilities such as warehouses, administrative offices, etc.

If MORE THAN ONE establishment was operating under the EI Number:


- List the location of the headquarters first. Provide physical location address for each location.
- Data for establishments operated during 1997, but not in operation at the end of the year, should be combined with the headquarters location.
- The sums of sales and receipts, annual payroll, and employment should equal the amounts reported in items 5, 6a, and 7a, respectively.
- If employees worked at more than one location, report annual payroll and employment for employees at the ONE location where they spent most of their working time.

Public reporting burden for this collection of information is estimated to average 60 minutes per response, including the time for reviewing instructions, searching existing data sources, gathering and maintaining the data needed, and completing and reviewing the collection of information. Send comments regarding this burden estimate or any other aspect of this collection of information, including suggestions for reducing this burden, to the Associate Director for Administration/Comptroller, Attn: Paperwork Reduction Project 0607-0839, Room 3104, Federal Building 3, Bureau of the Census, Washington, D.C. 20233.



CUESTIONARIO

**0A-9819**



# CENSO ECONÓMICO DE PUERTO RICO DE 1997

**FAVOR DE DEVOLVER ESTE CUESTIONARIO DENTRO DE LOS  
PROXIMOS 30 DIAS.**

Incluya el Número de Archivo del Censo (CFN) que aparece en la etiqueta de este cuestionario con cualquier correspondencia.

Favor de llenar este cuestionario y devolverlo al: DIRECTOR  
BUREAU OF THE CENSUS  
Attention: Outlying Areas  
1201 East Tenth Street  
Jeffersonville, IN 47134-0001

*Favor de corregir cualquier error  
en nombre y dirección,  
incluyendo el código postal*



OMB No. 0607-0839:  
Aprobado Hasta 03/31/2000

Para uso del censo		

**SE EXIGE BAJO LA LEY del Congreso de los EE.UU. (título 13, Código de los EE.UU.) y la ley de la Legislatura de Puerto Rico (No. 11, del 27 de marzo de 1950) que llene este cuestionario correspondiente al establecimiento indicado en la etiqueta y lo devuelva al Negociado del Censo.** En virtud de estas leyes su informe al Negociado del Censo es **confidencial**. El mismo sólo puede ser visto por empleados juramentados del Censo y ser utilizado sólo para fines estadísticos. La ley del Congreso también garantiza que copias retenidas en sus archivos son **inmunes contra procedimiento judicial**.

**INDIQUE LOS DATOS A BASE DEL AÑO NATURAL 1997.** Si los récords no están disponibles, se aceptan estimados. Si el indicar los datos a base del año natural resulta costoso y su año fiscal finalizó entre el 31 de octubre de 1997 y febrero de 1998, indique sus datos en base al año fiscal, excepto el empleo y la nómina. Los datos sobre empleo y nómina durante el año natural deben de estar disponibles en la copia de su planilla de contribución sobre ingresos.

**TODOS LOS ESTABLECIMIENTOS LLENAN LAS PARTES A Y H.** Llene la parte (de la B a la G) que mejor describe su tipo de negocio o actividad.

**ES MUY IMPORTANTE QUE USTED LEA LAS INSTRUCCIONES ADJUNTAS MIENTRAS CONTESTA LAS PREGUNTAS.**

## Parte A - INFORMACION GENERAL

**Sección 1. NUMERO DE IDENTIFICACION PATRONAL**

**¿Es el Número de Identificación Patronal (EIN) - impreso en la etiqueta - el mismo que se usó para este establecimiento al rendir su último informe correspondiente a 1997 para la Declaración Trimestral del Patrono sobre la Contribución Federal al Seguro Social y Seguro Medicare, Formulario 941-PR del Servicio Federal de Rentas Internas (IRS)?**

094 1  SI  
 2  NO - Anote el EIN actual (9 dígitos) → 

		-						
--	--	---	--	--	--	--	--	--

**Sección 2. UBICACION FISICA**

**a. ¿Está este establecimiento físicamente ubicado en la misma dirección que aparece en la etiqueta?**

**AVISO - Los apartados de correo y las rutas rurales no son ubicaciones físicas.**

093 1  SI  
 2  NO - Anote la ubicación física apropiada a continuación.

Número y calle			
Ciudad o pueblo		Estado	Código Postal

**b. ¿En qué municipio está físicamente ubicado este establecimiento?**

103 \_\_\_\_\_

**Sección 3. ESTADO DE LAS OPERACIONES**

**a. ¿Durante cuántos meses en 1997 esta firma u organización mantuvo activo a este establecimiento?**

Número de meses
002

**b. ¿Cuál de las siguientes describe mejor el estado de las operaciones de este establecimiento al finalizar 1997? Marque (X) UN solo encasillado.**

001 1  Activo  
 2  Inactivo temporalmente o como resultado de operaciones estacionales  
 3  Cerró operaciones - Indique la fecha → 

Mes	Día	Año

  
 4  Vendido o arrendado a otro empresario - Anote el nombre, etc., a continuación e indique la fecha → 

Mes	Día	Año

Nombre del nuevo dueño o administrador			
Número y calle			
Ciudad o pueblo		Estado	Código postal

**Sección 4. ORGANIZACION JURIDICA**

**a. ¿Cuál de las siguientes describe mejor la organización jurídica de este establecimiento al finalizar 1997? Marque (X) UN solo encasillado.**

003 1  Propietario individual  
 2  Sociedad de propietarios  
 8  Asociación cooperativa  
 0  Corporación (No marque este encasillado si es cualquier tipo de asociación cooperativa)  
 5  Gubernamental - Especifique \_\_\_\_\_  
 9  Otra - Especifique \_\_\_\_\_

**Sección 4. ORGANIZACION JURIDICA (Continuación)**

**b. Si ha indicado que es una "Corporación": ¿Cuál de las siguientes describe mejor a este establecimiento al finalizar 1997? Marque (X) UN solo encasillado.**

106 1  Corporación privada  
 2  Corporación pública

<b>COMO INDICAR EL DINERO EN CIFRAS</b>	<i>Indique las cifras en dólares redondeadas a miles.</i> <b>EJEMPLO:</b> Indique \$1,125,628 como →	Millo- nes (000)	Miles (000)	Dóla- res (000)
		<b>1</b>	<b>126</b>	

**Sección 5. VOLUMEN DEL NEGOCIO EN DOLARES**

**¿Cuál fue el total del volumen de ventas de mercancía y otros ingresos recibidos por este establecimiento en 1997?**

010			
-----	--	--	--

**Sección 6. NOMINA**

**a. ¿Cuál fue el total de la nómina ANUAL, antes de deducciones, para este establecimiento en 1997?**

030			
-----	--	--	--

**b. ¿Cuál fue la nómina del PRIMER TRIMESTRE (enero - marzo), antes de deducciones?**

031			
-----	--	--	--

**Sección 7. EMPLEO**

	Número
<b>a. ¿Cuántos EMPLEADOS (de jornada completa o parcial) estaban en su nómina durante el período de pago que incluyó el 12 de marzo de 1997?</b>	032
<b>b. ¿Cuántos PROPIETARIOS y SOCIOS trabajaron 15 horas o más durante la semana que incluyó el 12 de marzo de 1997?</b>	104
<b>c. ¿Cuántos miembros de FAMILIA NO REMUNERADOS trabajaron 15 horas o más durante la semana que incluyó el 12 de marzo de 1997?</b>	105

**Sección 8. TIPO DE NEGOCIO O ACTIVIDAD PRINCIPAL**

**¿Cuál de las siguientes describe mejor el tipo de negocio o actividad PRINCIPAL que se llevó a cabo al finalizar 1997? Marque (X) UN solo encasillado.**

107 1  COMERCIO AL POR MAYOR  
*Continúe en la parte B, página 3*  
 2  COMERCIO AL DETAL  
*Continúe en la parte C, página 5*  
 3  SERVICIOS  
*Continúe en la parte D, página 7*  
 4  HOTELES, MOTELES Y OTROS LUGARES DE ALOJAMIENTO - *Continúe en la parte E, página 9*  
 5  MANUFACTURA  
*Continúe en la parte F, página 10*  
 6  CONSTRUCCION  
*Continúe en la parte G, página 15*  
 7  Otro - *Especifique - Después, pase a la parte H, página 18 y llene la sección 52 del cuestionario.*

## Parte B - COMERCIO AL POR MAYOR

### Sección 9. TIPO DE NEGOCIO – COMERCIO AL POR MAYOR

¿Cuál fue el tipo de negocio PRINCIPAL que se llevó a cabo en este establecimiento en 1997 (o la actividad por la cual su establecimiento es conocido al público o al comercio)? Marque (X) UN solo encasillado.

- 070
- Vehículos de motor y piezas y artículos para automóviles . . .  5010  
 Muebles y artículos para el hogar . . . . .  5020  
 Madera y otros materiales de construcción . . . . .  5030  
 Equipo de oficina . . . . .  5044  
 Computadoras y equipo periférico y programas ("software") . . .  5045  
 Otro equipo comercial (Incluya equipo para restaurantes y hoteles y maquinaria de tiendas.) . . . . .  5046  
 Equipo médico y de hospital . . . . .  5047  
 Otros equipos y materiales profesionales – *Especifique* . . . . .  5049

- Metales y minerales, excepto petróleo . . . . .  5050  
 Equipo y aparatos eléctricos, artículos de alambraje y materiales de construcción . . . . .  5063  
 Enseres eléctricos, radios y televisores . . . . .  5064  
 Otras piezas y equipo electrónico – *Especifique* . . . . .  5065

- Ferretería . . . . .  5072  
 Equipo y artículos de plomería y calefacción . . . . .  5074  
 Maquinaria de construcción y minería . . . . .  5082  
 Maquinaria y equipo industrial . . . . .  5084  
 Suministros industriales . . . . .  5085  
 Equipo de establecimientos de servicio . . . . .  5087  
 Equipo de transportación y suministros; maquinaria y equipo para la finca y el jardín y otros tipos de maquinaria y equipo – *Especifique* . . . . .  5089

- Prendas y piedras preciosas . . . . .  5094  
 Otros productos no perecederos – *Especifique* . . . . .  5099

- Papel y productos de papel . . . . .  5110  
 Medicinas, especialidades farmacéuticas y artículos farmacéuticos . . . . .  5120  
 Ropa, telas y mercería . . . . .  5130  
 Comestibles y productos relacionados . . . . .  5140  
 Sustancias químicas y productos análogos . . . . .  5160  
 Petróleo y productos de petróleo (Incluya terminales y estaciones de petróleo crudo y a granel.) . . . . .  5170  
 Cerveza, vino y bebidas alcohólicas destiladas . . . . .  5180  
 Materiales agrícolas . . . . .  5191  
 Libros, revistas y periódicos . . . . .  5192  
 Flores y materiales de floristas . . . . .  5193  
 Pintura, materiales para pintar y papel para empapelar paredes . . . . .  5198  
 Otros productos perecederos – *Especifique* . . . . .  5199

### Sección 10. TIPO DE OPERACION

¿Cuál de las siguientes describe mejor el tipo de operación en el cual la mayor parte de su negocio fue realizado en 1997? Marque (X) UN solo encasillado.

- 060 11  Comerciante (compra y venta por cuenta propia)  
 20  Oficina o sucursal de ventas del fabricante  
 42  Corredor, agente, vendedor a comisión  
 77  Otro tipo de operación – *Especifique*

064 \_\_\_\_\_

### Sección 11. EMPLEO SEGUN LA ACTIVIDAD PRINCIPAL

¿Cuál fue el número aproximado de empleados de acuerdo a su actividad principal durante el período de pago que incluyó el 12 de marzo de 1997?

	Número
a. Ventas	131
b. Servicios relacionados con las ventas (incluyendo servicios de oficina, almacén, conductores y empleados de mantenimiento)	132
c. Administración central y auxiliares	133
d. Manufactura	134
e. Otro – <i>Especifique</i>	135

COMO INDICAR POR CIENTOS

Indique los porcentajes como números enteros

EJEMPLO: Indique 38.76% como →

Por ciento

**39** %

### Sección 12. CLASE DE CLIENTE

¿Cuál fue el porcentaje de las ventas (sección 5) en 1997 correspondiente a cada clase de cliente?

	Por ciento
a. Ventas a agricultores para uso en fincas	147 %
b. Ventas a constructores y contratistas	149 %
c. Ventas a exportadores (ventas de exportación)	141 %
d. Ventas a detallistas y talleres de reparación	143 %
e. Ventas a establecimientos mayoristas	144 %
f. Ventas a consumidores domésticos y usuarios individuales	148 %
g. Ventas a usuarios industriales (manufactura y minería)	145 %
h. Ventas a usuarios institucionales, comerciales y profesionales	146 %
i. Ventas a organismos gubernamentales (Federal, Estado Libre Asociado y municipales)	150 %
j. TOTAL (La suma de las líneas a hasta la i debe ser igual a 100%)	<b>100</b> %

### Sección 13. GASTOS DE OPERACION

¿Cuál fue el TOTAL de los gastos de operación para 1997, incluyendo la nómina pero excluyendo el costo de la mercancía vendida y gastos por intereses?

Millo-nes	Miles	Dóla-res
040		

### Sección 14. VOLUMEN DEL NEGOCIO EN DOLARES

a. ¿Vendió este establecimiento mercancía en nombre de otras empresas a base de COMISION o CORRETAJE en 1997?

- 121 1  SI – Continúe en la sección 14b  
 2  NO – Pase a la sección 14d

b. ¿Cuál fue el valor bruto de ventas de las transacciones realizadas a base de comisión o corretaje en nombre de otras empresas? (Incluidas en la sección 5.)

Millo-nes	Miles	Dóla-res
122		

c. ¿Cuál fue el volumen de los ingresos recibidos por concepto de comisiones o corretaje en las transacciones indicadas en la sección 14b?

123		
-----	--	--

d. ¿Qué por ciento de los productos vendidos por este establecimiento fueron extraídos o manufacturados en los EE.UU., Puerto Rico o territorios de los EE.UU. por su compañía (incluyendo las empresas bajo propiedad o control común)?

	Por ciento
124	%

AVISO – Si este es el único establecimiento de esta compañía pase a la sección 15.

e. ¿Cuál fue el valor de las transferencias (despachadas con facturas) a otros establecimientos dentro de su compañía? (NO incluídas en la sección 5.)

Millo-nes	Miles	Dóla-res
125		

## Parte B – COMERCIO AL POR MAYOR (Continuación)

Sección 15. INVENTARIOS				Sección 17. LINEAS DE PRODUCTOS (Continuación)				
<b>a. ¿Tuvo inventarios al final de 1997?</b> 180 1 <input type="checkbox"/> SI – Continúe en la sección 15b 2 <input type="checkbox"/> NO – Pase a la sección 16				Líneas de productos			Uso del censo 100   102	Por ciento de las ventas
<b>b. ¿En este establecimiento, están los inventarios sujetos al método de valoración de últimas entradas, primeras salidas (LIFO)?</b> 185 1 <input type="checkbox"/> SI – Complete el resto de esta sección 2 <input type="checkbox"/> NO – Pase a la sección 15c				Millo-nes	Miles	Dóla-res		
<b>(1) Cantidad sujeta al método de costo LIFO (bruto)</b>				182				
<b>(a) Cantidad de la reserva LIFO</b>				183				
<b>(b) Valor LIFO de la línea (1) (neto)</b>				184				
<b>(2) Cantidad no sujeta al método de costo LIFO</b>				181				
<b>c. ¿Cuál fue el valor TOTAL de todos los inventarios en 1997?</b>				046				
<b>AVISO – (Sólo para usuarios de LIFO) La suma de las líneas (1)(a), (1)(b) y (2) debe ser igual a la línea 15c.</b>								
<b>Sección 16. ESPACIO UTILIZADO COMO ALMACEN</b> <b>¿Tenía usted almacén, depósitos de existencias o algún otro tipo de área de almacenaje de inventario el 31 de diciembre de 1997?</b> 190 1 <input type="checkbox"/> SI – Indique el área de piso utilizable bajo techo. No incluya el espacio ocupado por paredes interiores, pasillos permanentes, ascensores, escaleras, oficinas, plataformas de carga, etc.								
				Pies cuadrados				
				191				
2 <input type="checkbox"/> NO								
<b>Sección 17. LINEAS DE PRODUCTOS</b> <b>¿Cuál fue el porcentaje estimado del total de las ventas (sección 5) en 1997 correspondiente a cada línea de producto que usted indique para este establecimiento?</b>								
Líneas de productos				Uso del censo	Por ciento de las ventas			
Automóviles, motocicletas, autobuses, vehículos de remolque para acampar y casas remolque ("mobile homes"), nuevas y usadas				100	102			
				0100			%	
Piezas y materiales para automóviles (nuevos y reconstruidos)				0200			%	
Piezas, accesorios y equipo usado para automóviles				0240			%	
Llantas y cámaras de aire (tubos)				0300			%	
Muebles para el hogar y para el césped				0400			%	
Ropa de casa (manteles, sábanas, fundas para almohadas y toallas), artículos de uso doméstico y cortinas				0520			%	
Madera: sin cepillar, cepillada y terminada				0600			%	
Madera contrachapada (plywood) y productos de aserraderos				0620			%	
Ladrillo, piedra, azulejo, arena, bloque, cemento y gravilla				0700			%	
Equipo y artículos para la oficina				0900			%	
Materiales quirúrgicos, médicos y para hospitales				1000			%	
Equipo y aparatos eléctricos				1400			%	
Enseres eléctricos para el hogar				1500			%	
Piezas y equipo electrónico (excepto equipo de comunicación)				1600			%	
Ferretería (Incluya herramientas de mano motorizadas.)				1700			%	
Equipo y material de plomería y calefacción				1800			%	
Maquinaria, equipo y piezas de uso industrial general				2320			%	
				2380			%	
				2440			%	
				3500			%	
				3800			%	
				3900			%	
				4000			%	
				4100			%	
				4200			%	
				4300			%	
				4400			%	
				4500			%	
				4600			%	
				4700			%	
				4800			%	
				4820			%	
				4830			%	
				4840			%	
				4850			%	
				4860			%	
				4900			%	
				5300			%	
				5330			%	
				5400			%	
				5420			%	
				5600			%	
				5700			%	
				6000			%	
				6100			%	
				Otros productos – Refiérase al listado que presenta las Líneas de Productos en la página 19 para especificar los tipos de productos y anotar los códigos.				
				Código				
				1) 076			9811	%
				2) 077			9812	%
				3) 078			9813	%
				Ingresos por servicios prestados y costo de la mano de obra			9700	%
				Ingresos misceláneos			9980	%
				<b>TOTAL</b>		9990	<b>100</b>	<b>%</b>
<b>PASE A LA PARTE H, PAGINA 18 Y LLENE EL RESTO DEL CUESTIONARIO</b>								

## Parte C – COMERCIO AL DETAL

### Sección 18. TIPO DE NEGOCIO – COMERCIO AL DETAL

¿Cuál fue el tipo de negocio PRINCIPAL que se llevó a cabo en este establecimiento en 1997 (o la actividad por la cual su establecimiento es conocido al público o al comercio)?  
 Marque (X) UN solo encasillado.

- Materiales de construcción, ferretería, jardinería, casas remolque (mobile home)** 070
- Comerciante de madera y de otros materiales de construcción  5211
  - Comerciante mayorista de madera y de otros materiales de construcción  5031
  - Tienda detallista de pintura, cristal y papel para empapelar paredes  5231
  - Tienda mayorista de pintura, cristal y papel para empapelar paredes  5198
  - Ferretería  5251
  - Tienda detallista de plantas ornamentales y efectos para céspedes y jardines  5261

- Mercancía general**
- Tienda por departamentos  5311
  - Bazar o tienda de variedades  5331
  - Tienda de mercancía miscelánea  5399

- Comestibles**
- Colmado  5411
  - Supermercado  5412
  - "Cash and carry"  5413
  - Mercado de carne y pescado (mariscos) y frigorífico  5421
  - Tienda de frutas y mercado de vegetales  5431
  - Tienda de dulces, nueces y confitería  5441
  - Tienda de productos lácteos  5451
  - Panadería y repostería al detal  5461
  - Otro tipo de tienda de comestibles – *Especifique*  5499

- Agencias de automóviles y gasolineras**
- Agencia de vehículos de motor – autos nuevos y usados  5511
  - Agencia de vehículos de motor – autos usados únicamente  5521
  - Tienda de artículos para el auto y para el hogar  5531
  - Gasolinera  5541
  - Agencias que venden botes  5551
  - Agencia de vehículos de recreación  5561
  - Otro tipo de agencia para la venta de automóviles y aviones  5599

- Ropa y accesorios**
- Tienda de ropa y de artículos para jóvenes y caballeros  5611
  - Tienda de ropa (lista para el uso) para damas  5621
  - Tienda de accesorios y artículos especiales para damas  5632
  - Tienda de ropa para niños, niñas y bebés  5641
  - Tienda de ropa para la familia  5651
  - Tienda de calzado  5661
  - Otro tipo de tienda de ropa y accesorios – *Especifique*  5699

- Muebles, artículos y equipo para el hogar**
- Mueblería  5712
  - Tienda de alfombras y pisos  5713
  - Tienda de cortinas y tapicería  5714
  - Tienda de artículos misceláneos para el hogar  5719
  - Tienda de enseres para el hogar  5722
  - Tienda de radios, televisores y electrónica  5731
  - Tienda de computadoras y programas ("software") (vende principalmente al consumidor doméstico)  5734
  - Tienda de discos y cintas pregrabadas  5735
  - Tienda de instrumentos musicales  5736

### Sección 18. TIPO DE NEGOCIO – COMERCIO AL DETAL (Continuación)

#### Lugares para comer y beber

- Lugar para comer 070
- Cafetería  5811
  - Restaurante (lugar de comer donde se provee menú completo con servicio de mozo)  5812
  - Lugar de refrigerio u otro lugar de comer donde se provee un menú limitado (hamburguesas, bistecs, pescado (mariscos), pollo, pizza, panqueques, etc.)  5814
  - Restaurante "fast food"  5815
  - Otro – *Especifique*  5816

- Lugar para comer que tiene 25 o más habitaciones de alojamiento  7015
- Lugar para beber (bar, "cocktail lounge," etc.)  5813

#### Otras tiendas detallistas

- Farmacia  5912
- Licorería  5921
- Tiendas de artículos deportivos y bicicletas  5941
- Librería  5942
- Tienda de artículos de escritorio (papelería)  5943
- Tienda de artículos escolares ("school supplies")  5943
- Joyería  5944
- Tienda de juguetes, juegos y artículos para "hobbies"  5945
- Tienda de cámaras y equipo fotográfico  5946
- Tienda de regalos, novedades y "souvenirs"  5947
- Tienda de maletas y artículos de cuero  5948
- Tienda de artículos de costura, bordado y telas  5949
- Detallista que no vende su mercancía en tiendas
  - Ventas por correo (ventas por catálogo)  5961
  - Máquinas que venden mercancía (cigarrillos, refrescos, etc.)  5962
  - Ventas de casa en casa o por teléfono (ventas directas)  5963
  - Distribuidor de combustible  5983
  - Distribuidor de gas fluido  5984
  - Floristería  5992
  - Cigarrería y quiosco para la venta de cigarrillos  5993
  - Distribuidor de periódicos y quiosco para la venta de periódicos  5994
  - Optica  5995
  - Otra – *Especifique*  5999

### Sección 19. ESPACIO BAJO TECHO

¿Tuvo este establecimiento algún espacio bajo techo que se haya utilizado como tienda por departamento, de variedad, de alimentos o farmacia en 1997?

- 250  SI – Espacio TOTAL →
- Espacio bajo techo para VENTAS →
- 2  NO

Pies cuadrados
252
251

### Sección 20. NOMBRE DE LA FRANQUICIA

¿Usó este establecimiento un nombre autorizado por una franquicia en 1997?

- 333  SI – ¿Opera o tiene derechos de propiedad sobre este establecimiento la franquicia? → 335
- 1  SI
- 2  NO

### Sección 21. CENTRO COMERCIAL

¿Está este establecimiento localizado en un centro comercial o "mall"?

- 390  SI
- 2  NO

**Parte C – COMERCIO AL DETAL (Continuación)**

COMO INDICAR POR CIENTOS	Indique los porcentajes como números enteros <b>EJEMPLO:</b> Indique 38.76% como →	Por ciento		Sección 23. LINEAS DE MERCANCIA (Continuación)		
		39	%	Líneas de mercancía	Uso del censo	Por ciento de las ventas
<b>Sección 22. CLASE DE CLIENTE</b> ¿Cuál fue el porcentaje del total de ventas (sección 5) en 1997 correspondiente a cada clase de cliente?						
		Por ciento			230	232
a. Público en general		237	%	Muebles de sala, comedor y cuarto (excepto camas sueltas, catres, etc.)	0344	%
b. Otros		239	%	Otros tipos de muebles	0345	%
<b>Sección 23. LINEAS DE MERCANCIA</b> ¿Cuál fue el porcentaje estimado del total de las ventas (sección 5) de 1997 correspondiente a cada línea de mercancía que usted indique para este establecimiento?						
Líneas de mercancía	Uso del censo	Por ciento de las ventas		Alfombras y pisos	0360	%
Carne, pescado y aves	230 0101		%	Equipo, accesorios y programas ("software") para computadoras del hogar y otro equipo y efectos de calcular	0370	%
Frutas y vegetales frescos	0102		%	Utensilios de cocina y artículos para el hogar	0380	%
Alimentos congelados	0103		%	Prendas	0400	%
Productos lácteos y alimentos análogos	0104		%	Equipo y artículos de fotografía	0440	%
Productos de panadería y repostería, excepto los congelados	0106		%	Artículos ópticos	0490	%
Otros tipos de alimentos, excluyendo comida para animales	0114		%	Artículos deportivos y trofeos	0500	%
Comidas, meriendas, "sandwiches," bebidas no alcohólicas que generalmente se sirven para consumo en este establecimiento	0120		%	Vehículos de recreo	0580	%
Bebidas alcohólicas (servidas en este establecimiento.)	0130		%	Ferretería, herramientas, artículos de plomería y artículos eléctricos	0600	%
Licor, vino y cerveza envasados	0140		%	Equipo y artículos para el césped y el jardín, flores cortadas, plantas, arbustos, fertilizantes, etc.	0620	%
Cigarros, cigarrillos, tabaco y artículos para fumadores (No incluya las ventas de máquinas que son propiedad de otros.)	0150		%	Madera, productos de aserradero, materiales de construcción, equipo y materiales para la reparación y modernización del hogar	0640	%
Medicinas recetadas despachadas por farmacéuticos	0161		%	Pintura, artículos de pintura, vidrio y papel para empapelar paredes	0670	%
Medicinas y vitaminas vendidas sin receta médica y otros productos para la salud y la belleza	0162		%	Casas remolques ("mobile homes")	0680	%
Jabones, detergentes y limpiadores para el hogar	0180		%	Automóviles, camionetas cerradas ("vans") y camiones nuevos	0715	%
Productos de papel	0190		%	Automóviles, camionetas cerradas ("vans") y camiones usados	0716	%
Ropa para jovencitos y caballeros	0200		%	Otros vehículos de transporte motorizados	0717	%
Ropa para damas y jovencitas	0220		%	Gasolina	0721	%
Accesorios para damas	0230		%	Combustible diesel	0725	%
Calzado	0260		%	Otros combustibles para automóviles	0726	%
Artículos de costura, tejido y bordado	0270		%	Lubricantes para automóviles (aceites, grasa, etc.)	0730	%
Cortinas, persianas, persianas venecianas ("venetian blinds"), fundas (de muebles), toallas, sábanas, frisas, manteles, etc.	0280		%	Llantas, cámaras de aire (tubos), baterías, accesorios y piezas para automóviles	0740	%
Enseres eléctricos grandes para el hogar	0300		%	Combustibles para el hogar	0780	%
Enseres eléctricos pequeños	0310		%	Toda otra mercancía		
Televisores, "videocassetes," cinta de video, etc.	0320		%	<i>Si las ventas de mercancía en esta línea sobrepasan el 5% del total, especifique las líneas principales de mercancía y el por ciento de las ventas estimadas en las próximas líneas</i>	9810	%
Equipo de sonido, instrumentos y artículos musicales	0330		%	1) 076	9811	%
Muebles y efectos para dormir	0343		%	2) 077	9812	%
				3) 078	9813	%
				Ingresos no relacionados con mercancía, recibidos de clientes	9900	%
				<b>TOTAL</b>	9990	<b>100</b> %

**PASE A LA PARTE H, PAGINA 18 Y LLENE EL RESTO DEL CUESTIONARIO**

## Parte D – SERVICIOS

### Sección 24. TIPO DE NEGOCIO – SERVICIOS

**¿Cuál fue el tipo de negocio PRINCIPAL que se llevó a cabo en este establecimiento en 1997 (o la actividad por la cual su establecimiento es conocido al público o al comercio)?**  
*Marque (X) UN solo encasillado.*

#### Agencias de viajes y otros servicios relacionados con el transporte de pasajeros

070

- Agencia de viaje . . . . .  4724
- Operador de excursiones . . . . .  4725
- Otros servicios relacionados con el transporte de pasajeros . . . . .  4729

#### Servicios personales

- Lavandería para la familia y para uso comercial . . . . .  7211
- Planchado de ropa y agentes de lavandería . . . . .  7212
- Lavado y suministro de sábanas, toallas y uniformes . . . . .  7213
- Lavanderías y "dry cleaners" de máquinas activadas por monedas . . . . .  7215
- Planta de "dry cleaning" excepto limpieza de alfombras . . . . .  7216
- Limpieza de alfombras y tapicería . . . . .  7217
- Lavandería industrial . . . . .  7218
- Otros servicios de lavado de ropa, incluyendo lavado a mano – *Especifique* . . . . .  7219

- 
- Estudio fotográfico, retratos . . . . .  7221
  - Salón de belleza . . . . .  7231
  - Barbería . . . . .  7241
  - Zapaterías y salones de limpiabotas . . . . .  7251
  - Servicios funerarios y crematorio . . . . .  7261
  - Servicios de preparación de planillas de contribución sobre ingresos . . . . .  7291
  - Otros servicios personales – *Especifique* . . . . .  7299

#### Servicios comerciales

- Agencia publicitaria . . . . .  7311
- Servicios de rótulos de publicidad (incluyendo carteles y carteleras) . . . . .  7312
- Representante publicitario de radio, televisión y editor . . . . .  7313
- Otros servicios publicitarios (excepto agencias) – *Especifique* . . . . .  7319

- 
- Agencia de cobros y ajustes . . . . .  7322
  - Agencia que proporciona información sobre el crédito . . . . .  7323
  - Servicios de publicidad por correspondencia . . . . .  7331
  - Servicios de reproducción y fotocopia . . . . .  7334
  - Fotografía comercial . . . . .  7335
  - Arte comercial y diseño gráfico . . . . .  7336
  - Servicios secretariales y de relator de cortes . . . . .  7338
  - Servicios de desinfección y exterminación . . . . .  7342
  - Servicios de limpieza y mantenimiento . . . . .  7349
  - Alquiler y arrendamiento de equipo médico . . . . .  7352
  - Alquiler y arrendamiento de equipo pesado de construcción y de remover tierra . . . . .  7353
  - Otro alquiler y arrendamiento de equipo (excepto computadoras o automóviles) . . . . .  7359
  - Agencia de empleo . . . . .  7361
  - Servicio para el suministro de ayuda temporera . . . . .  7363
  - Servicios de programación de computadora . . . . .  7371

### Sección 24. TIPO DE NEGOCIO – SERVICIOS (Continuación)

#### Servicios comerciales (Continuación)

070

- Programas ("software") de computadora pre-empacados . . . . .  7372
- Diseño de sistemas integrados de computadoras . . . . .  7373
- Servicio de procesamiento de datos . . . . .  7374
- Servicios de acceso a información . . . . .  7375
- Servicios gerenciales de computadora . . . . .  7376
- Alquiler y arrendamiento de computadoras . . . . .  7377
- Mantenimiento y reparación de computadoras . . . . .  7378
- Servicios relacionados con computadoras . . . . .  7379
- Servicios de detectives, de protección y de carro blindado . . . . .  7381
- Servicios de sistemas de seguridad . . . . .  7382
- Sindicatos de prensa . . . . .  7383
- Laboratorios de revelado de fotografía . . . . .  7384
- Otros servicios comerciales – *Especifique* . . . . .  7389

#### Reparación y servicios automovilísticos

- Alquiler y arrendamiento de camiones sin chofer . . . . .  7513
- Alquiler de automóviles de pasajeros . . . . .  7514
- Arrendamiento de automóviles de pasajeros . . . . .  7515
- Alquiler de remolques y de vehículos de recreo . . . . .  7519
- Estacionamiento de automóviles . . . . .  7521
- Taller de capota, carrocería, tapicería y pintura . . . . .  7532
- Taller de reparación de sistemas de escape . . . . .  7533
- Taller de reparación y recauchamiento . . . . .  7534
- Taller de reemplazo de cristales de automóviles . . . . .  7536
- Taller de reparación de transmisiones . . . . .  7537
- Taller de reparación general . . . . .  7538
- Otros talleres de reparación de automóviles – *Especifique* . . . . .  7539

- 
- Lavado de carros . . . . .  7542
  - Otros servicios automovilísticos – *Especifique* . . . . .  7549

#### Otros servicios de reparación

- Reparación de radios y televisores . . . . .  7622
- Talleres de reparación y servicio de neveras y acondicionadores de aire . . . . .  7623
- Talleres de reparación eléctrica y electrónica (excepto reparación de computadoras) . . . . .  7629
- Reparación de relojes y prendas . . . . .  7631
- Tapizado y reparación de muebles . . . . .  7641
- Reparación de soldadura . . . . .  7692
- Talleres que se dedican a la reconstrucción o reparación de motores eléctricos . . . . .  7694
- Otros servicios de reparación incluyendo servicios de limpieza de alcantarillas y tanques o pozos sépticos – *Especifique* . . . . .  7699

#### Películas cinematográficas

- Películas cinematográficas y producción de videos . . . . .  7812
- Servicios análogos a la producción de películas . . . . .  7819
- Distribución de películas y cintas . . . . .  7822
- Servicios relacionados a la distribución de películas cinematográficas . . . . .  7829
- Teatros y cines, excepto teatros al aire libre . . . . .  7832
- Alquiler de películas de video . . . . .  7841

**Parte D – SERVICIOS (Continuación)**

**Sección 24. TIPO DE NEGOCIO – SERVICIOS (Continuación)**

- Servicios de entretenimiento y recreación, excepto películas cinematográficas** 070
- Estudio, escuela y salón de baile . . . . .  7911
  - Productor y servicios de teatro . . . . .  7922
  - Banda musical, orquesta, artistas y otros grupos artísticos que no son de teatro . . . . .  7929
  - Bolera . . . . .  7933
  - Club deportivo comercial, empresario y promotor deportivo . . . . .  7941
  - Carreras, incluyendo actividades relacionadas con carreras de caballos, perros, motocicletas y autos . . . . .  7948
  - Gimnasio . . . . .  7991
  - Campo de golf público . . . . .  7992
  - Máquinas de entretenimiento operadas por moneda . . . . .  7993
  - Agencia de lotería (excepto hípica) . . . . .  7994
  - Agencia hípica . . . . .  7995
  - Parque de diversión . . . . .  7996
  - Club deportivo y de recreación para miembros . . . . .  7997
  - Gallera . . . . .  7998
  - Otros servicios de entretenimiento y recreación – *Especifique* . . . . .  7999

- Laboratorios médicos y dentales**
- Laboratorio dental . . . . .  8072
  - Otros servicios médicos y dentales – *Especifique* . . . . .  8021

- Servicios legales**
- Servicios legales . . . . .  8111
  - Sociedad de asistencia legal (u otros servicios legales no lucrativos) – *Especifique* . . . . .  9002

- Museos, galerías de arte y jardines botánicos y zoológicos**
- Museos y galerías de arte . . . . .  8412
  - Jardines botánicos y zoológicos . . . . .  8422

- Ingeniería, arquitectura, agrimensura, investigación, gerencia y servicios análogos**
- Servicios de ingeniería . . . . .  8711
  - Servicios de arquitectura . . . . .  8712
  - Servicios de agrimensura . . . . .  8713
  - Investigación comercial, física y biológica . . . . .  8731
  - Investigación comercial, económica, sociológica y educacional . . . . .  8732
  - Laboratorio de pruebas comerciales . . . . .  8734
  - Servicios gerenciales . . . . .  8741
  - Servicios de consultoría gerencial . . . . .  8742
  - Servicios de relaciones públicas . . . . .  8743
  - Servicios de apoyo administrativo . . . . .  8744
  - Otros servicios de consultoría comercial – *Especifique* . . . . .  8748
  - Otro tipo de servicios – *Especifique* . . . . .  8999

COMO INDICAR POR CIENTOS Indique los porcentajes como números enteros  
**EJEMPLO:** Indique 38.76% como **39** %

**Sección 25. VENTAS DE MERCANCIA**

**a. ¿Vendió este establecimiento alguna mercancía directamente al consumidor, independientemente de los servicios proporcionados en 1997?**

- 371 1  SI – Complete la sección 25b a continuación
- 2  NO – Pase a la sección 26

**b. ¿Cuál fue el porcentaje estimado del total de los ingresos recibidos (sección 5) en 1997 correspondiente a la venta de dicha mercancía? Si es más del 50 por ciento, describa el tipo de mercancía vendida a continuación en COMENTARIOS.**

Por ciento
372
%

**Sección 26. CENTRO COMERCIAL**

**¿Está este establecimiento localizado en un centro comercial o "mall"?**

- 390 1  SI
- 2  NO

COMENTARIOS

**PASE A LA PARTE H, PAGINA 18  
Y LLENE EL RESTO DEL CUESTIONARIO**



## Parte E - HOTELES, MOTELES Y OTROS LUGARES DE ALOJAMIENTO

### Sección 27. TIPO DE NEGOCIO – HOTELES, MOTELES Y OTROS LUGARES DE ALOJAMIENTO

¿Cuál fue el tipo de negocio PRINCIPAL que se llevó a cabo en este establecimiento en 1997 (o la actividad por la cual su establecimiento es conocido al público o al comercio)? Marque (X) UN solo encasillado.

#### Hoteles, moteles y casas de huéspedes

- 070
- Hotel de 100 o más habitaciones . . . . .  7011
- Hotel de 25 a 99 habitaciones . . . . .  7012
- Hotel de menos de 25 habitaciones . . . . .  7013
- Hotel recreacional (villas turísticas y paradores) . . . . .  7014
- Motel . . . . .  7015
- Casas de huéspedes . . . . .  7016
- Hotel de una organización o casa de alojamiento con habitaciones disponibles al público en general . . . . .  7041

#### Otros lugares de alojamiento

- Campamento de deportes o recreación – *Especifique* . . . . .  7032
- \_\_\_\_\_
- Parques para remolques y áreas para acampar (transeúntes) . . . . .  7033
- Parque residencial para casas remolques ("mobile homes") . . . . .  6515
- Campamento diurno para niños . . . . .  7999

}

Pase a la parte H, página 18

#### Otro tipo de actividad u operación

- Restaurante, incluyendo –
- Hotel de 100 o más habitaciones . . . . .  7018
- Hotel de 25 a 99 habitaciones . . . . .  7019
- Motel de 25 o más habitaciones . . . . .  7015
- Menos de 25 habitaciones . . . . .  5812
- Otro tipo de actividad – *Especifique* . . . . .  7099
- \_\_\_\_\_

COMO INDICAR POR CIENTOS

Indique los porcentajes como números enteros

**EJEMPLO:** Indique 38.76% como →

Por ciento

**39** %

### Sección 28. FUENTE DE INGRESOS

Los ingresos deben ser declarados como un por ciento del total de los ingresos (sección 5) de 1997.

No incluya impuestos sobre el alquiler de unidades de alojamiento u otros impuestos recibidos de los clientes.

#### a. Ingresos recibidos de los clientes

¿Cuál fue el porcentaje estimado de las ventas e ingresos recibidos de los clientes en 1997 correspondiente a las siguientes fuentes de ingreso? (No incluya los ingresos recibidos de máquinas activadas por moneda que otros negocios administran en este local.)

(1) Alquiler de habitaciones o de unidades de alojamiento (Si las comidas están incluidas como parte de la tarifa de la habitación, estime el porcentaje correspondiente a comidas en la línea a(3).)	Uso del censo	Por ciento
	400	402
	<b>0010</b>	%
(2) Ingresos correspondiente a actividades de casino	<b>0040</b>	%
(3) Venta de comidas y bebidas no alcohólicas	<b>0120</b>	%
(4) Venta de bebidas alcohólicas para consumo en el local	<b>0130</b>	%
(5) Venta de licor, vino o cerveza empacados	<b>0140</b>	%
(6) Venta de otra mercancía	<b>9800</b>	%
(7) Todos los otros ingresos recibidos de clientes (Incluya ingresos por el alquiler de salones de baile, salas de convenciones, uso de lavanderías y otros servicios.)	<b>9980</b>	%
<b>(8) TOTAL</b> (La suma de las líneas (1) hasta la (7) debe ser igual a 100%)	<b>9990</b>	<b>100</b> %

#### b. Ingresos recibidos de otras fuentes

¿Recibió este establecimiento - en sus actividades comerciales - otros ingresos que NO fueran de parte de clientes? (Incluya ingresos correspondientes a alquiler y comisiones recibidos de operarios de departamentos arrendados, concesiones y tiendas, y máquinas operadas por monedas.)

	Millo- nes	Miles	Dóla- res
378 1 <input type="checkbox"/> SI – ¿Cuál fue la cantidad? →	379		
2 <input type="checkbox"/> NO			

### Sección 29. VOLUMEN Y TIPO DE ALOJAMIENTO

a. ¿Cuál fue el número de habitaciones o unidades de alojamiento para alquilar principalmente a huéspedes transeúntes el 31 de diciembre de 1997? (El número de habitaciones o unidades de alojamiento se compone del número de unidades que pueden ser alquiladas como unidades individuales. Las "suites" o grupo de habitaciones que no se pueden subdividir deben contarse como una sola unidad.)

Número al 31 de diciembre de 1997
381

b. ¿Fueron los ingresos por concepto de alquiler de habitaciones o unidades de alojamiento principalmente (más de la mitad), de huéspedes transeúntes?

- 383 1  SI  
2  NO

### Sección 30. LEY DE INCENTIVOS TURISTICOS DE PUERTO RICO

¿Estuvo este establecimiento acogido a la Ley de Incentivos Turísticos de Puerto Rico en 1997?

- 385 1  SI  
2  NO

**PASE A LA PARTE H, PAGINA 18  
Y LLENE EL RESTO DEL CUESTIONARIO**

## Parte F - MANUFACTURA

### Sección 31 TIPO DE ACTIVIDAD – MANUFACTURA

**¿Cuál fue el tipo de actividad manufacturera PRINCIPAL que se llevó a cabo en este establecimiento en 1997 (o la actividad por la cual el establecimiento es conocido al público o al comercio)? Marque (X) UN solo encasillado.**

#### Alimentos y productos análogos

- Planta para la matanza y preparación de carnes, excepto aves y conejos . . . . .  2011
- Salchichas y otras carnes preparadas de materiales comprados . . . . .  2013
- Planta para la matanza y preparación de aves o conejos . . . . .  2015
- Queso natural y procesado . . . . .  2022
- Helados y postres congelados, excepto productos congelados de repostería . . . . .  2024
- Leche líquida y crema . . . . .  2026
- Otros productos lácteos – *Especifique* . . . . .  2029

- Productos especializados enlatados tales como comidas para bebé y sopas, excepto mariscos . . . . .  2032
- Frutas, vegetales, conservas, mermeladas y jaleas enlatadas . . . . .  2033
- Alimentos congelados y en conserva – *Especifique* . . . . .  2038

- Alimento preparado e ingredientes de alimentos para animales y aves, excepto perros y gatos . . . . .  2048
- Otros productos de molinos de granos – *Especifique* . . . . .  2049

- Pan y otros productos de panadería . . . . .  2051
- Galletas y galletitas . . . . .  2052
- Productos de panadería congelados, excepto pan . . . . .  2053
- Dulces y otros productos de confitería, incluyendo dulces de chocolate . . . . .  2064
- Otros productos de confitería, maníes y nueces – *Especifique* . . . . .  2069

- Aceites y grasas comestibles – *Especifique* . . . . .  2079

- Licores destilados y mezclados . . . . .  2085
- Refrescos embotellados y enlatados . . . . .  2086
- Extractos y emulsiones para dar sabor . . . . .  2087
- Otro tipo de bebida – *Especifique* . . . . .  2089

- Pescados y mariscos enlatados y curados . . . . .  2091
- Café tostado, concentrados y extractos de café . . . . .  2095
- Hielo manufacturado . . . . .  2097
- Otros alimentos preparados y productos análogos – *Especifique* . . . . .  2099

#### Productos de tabaco

- Cigarros . . . . .  2121
- Otros productos de tabaco – *Especifique* . . . . .  2129

### Sección 31. TIPO DE ACTIVIDAD – MANUFACTURA (Continuación)

#### Productos textiles

070

- Fábrica de ropa tejida para uso exterior, tales como abrigos y sudaderas . . . . .  2253
- Telas, alfombras, hilaza e hilo y otros productos de fábricas de tejido – *Especifique* . . . . .  2299

#### Ropa y otros productos terminados hechos de tela y materiales similares

- Gabanes y abrigos para hombres y jovencitos . . . . .  2311
- Camisas para hombres y jovencitos . . . . .  2321
- Ropa interior y ropa de dormir para hombres y jovencitos . . . . .  2322
- Pantalones para hombres y jovencitos . . . . .  2325
- Ropa de trabajo para hombres y jovencitos . . . . .  2326
- Otras prendas de vestir y accesorios para hombres y jovencitos – *Especifique* . . . . .  2329

- Blusas y camisas para señoras y señoritas . . . . .  2331
- Vestidos para señoras y señoritas . . . . .  2335
- Otras prendas de vestir de uso externo para señoras y señoritas – *Especifique* . . . . .  2339

- Ropa interior y de dormir para damas y niños . . . . .  2341
- Sostenes, fajas y prendas de vestir análogas . . . . .  2342
- Vestidos, blusas y camisas para niñas y niños . . . . .  2361
- Otras ropas de niñas y niños para uso externo . . . . .  2369
- Cortinas . . . . .  2391
- Artículos para el hogar . . . . .  2392
- Plisados y bordados . . . . .  2395
- Adornos para automóviles y para ropa . . . . .  2396
- Otra ropa y artículos terminados – *Especifique* . . . . .  2399

#### Madera y productos de madera, excepto muebles

- Aserraderos, tablas para pisos y otros productos especiales de aserraderos – *Especifique* . . . . .  2429

- Taller de productos de madera cubiertos con materiales de metal y plástico . . . . .  2431
- Gabinets de cocina y tocadores de baño de madera . . . . .  2434
- Madera dura y blanda enchapada y contrachapada y estructuras de madera – *Especifique* . . . . .  2439

- Paletas y rampas de madera o de metal y madera . . . . .  2448
- Otros envases de madera – *Especifique* . . . . .  2449

- Preservación de madera . . . . .  2491
- Otros productos de madera – *Especifique* . . . . .  2499

## Parte F - MANUFACTURA (Continuación)

### Sección 31. TIPO DE ACTIVIDAD – MANUFACTURA (Continuación)

#### Muebles y accesorios

- 070
- Muebles de madera, excepto tapizados, para el hogar . . .  2511
- Muebles de madera tapizados para el hogar . . . . .  2512
- Muebles de metal para el hogar . . . . .  2514
- Colchones, bases y camas convertibles . . . . .  2515
- Otros muebles para el hogar – *Especifique* . . . . .  2519

- 
- Muebles de oficina hechos en madera y otros  
muebles de oficina – *Especifique* . . . . .  2529

- 
- Muebles para edificios públicos y otros muebles análogos . .  2531
- Estantes, armarios y accesorios de madera  
para tiendas . . . . .  2541
- Accesorios para oficinas y tiendas, excepto  
de madera . . . . .  2542
- Persianas, toldos de metal, varas y varillas para cortinas . .  2591
- Otros muebles y accesorios – *Especifique* . . . . .  2599

#### Papel y productos análogos

- Fábrica de papel . . . . .  2621
- Fábrica de cartón . . . . .  2631
- Cajas de cartón desarmadas . . . . .  2652
- Cajas de cartón corrugado y de fibra sólida . . . . .  2653
- Cajas de cartón dobladas . . . . .  2657
- Otros envases y cajas de cartón – *Especifique* . . . . .  2659

- 
- Bolsas de papel revestido, de plástico y de aluminio . . . .  2673
- Otros productos de papel y productos  
análogos – *Especifique* . . . . .  2679

#### Impresos, publicaciones e industrias análogas

- Periódicos: publicación o publicación e impresión . . . . .  2711
- Revistas: publicación o publicación e impresión . . . . .  2721
- Libros y folletos: publicación o publicación e impresión . .  2731
- Actividades misceláneas de publicaciones . . . . .  2741
- Impresos comerciales, litográficos . . . . .  2752
- Impresos comerciales, fotograbado . . . . .  2754
- Otros impresos comerciales . . . . .  2759
- Reproducción de formularios . . . . .  2761
- Otras publicaciones e impresos – *Especifique* . . . . .  2799

#### Productos químicos y productos análogos

- Gases industriales y otros productos químicos  
inorgánicos – *Especifique* . . . . .  2819

### Sección 31. TIPO DE ACTIVIDAD – MANUFACTURA (Continuación)

#### Productos químicos y productos análogos (Continuación)

- 070
- Materiales plásticos y resinas . . . . .  2821
- Otros materiales sintéticos y fibras fabricadas,  
excepto vidrio – *Especifique* . . . . .  2829

- 
- Productos químicos medicinales y botánicos . . . . .  2833
- Preparados farmacéuticos para uso veterinario  
y de seres humanos . . . . .  2834
- Sustancias para diagnósticos . . . . .  2835
- Jabón y otros detergentes . . . . .  2841
- Lustradores y productos sanitarios . . . . .  2842
- Agentes limpiadores para superficies . . . . .  2843
- Perfumes, cosméticos y artículos de tocador . . . . .  2844
- Pinturas y productos análogos . . . . .  2851
- Adhesivos y selladores . . . . .  2891
- Otros químicos y preparados químicos – *Especifique* . . . .  2899

#### Refinados de petróleo e industrias análogas

- Productos de petróleo refinado, incluyendo gasolina  
y aceite . . . . .  2911
- Mezcla para la pavimentación de asfalto y bloques . . . . .  2951
- Otros productos de petróleo y carbón – *Especifique* . . . .  2999

#### Productos de goma y de plásticos misceláneos

- Hojas y planchas laminadas en plástico . . . . .  3083
- Botellas plásticas . . . . .  3085
- Otros productos de goma y de plásticos – *Especifique* . . .  3089

#### Cuero y productos de cuero

- Calzado para hombres, excepto atlético . . . . .  3143
- Carteras y bolsas de mujer . . . . .  3171
- Artículos de cuero de uso personal excepto  
carteras y bolsas de mujer . . . . .  3172
- Otros cueros y productos de cuero – *Especifique* . . . . .  3199

#### Productos de piedra, barro, vidrio y concreto

- Productos de vidrio hechos de vidrio comprado . . . . .  3231
- Bloques y ladrillos de hormigón . . . . .  3271
- Productos de hormigón, excepto bloques y ladrillos . . . .  3272
- Hormigón preparado . . . . .  3273
- Piedra cortada y productos de piedra . . . . .  3281
- Otros productos de vidrio, cemento hidráulico, arcilla,  
barro, yeso, cal, abrasivos, asbestos y productos  
minerales no metálicos – *Especifique* . . . . .  3299

## Parte F – MANUFACTURA (Continuación)

### Sección 31. TIPO DE ACTIVIDAD – MANUFACTURA (Continuación)

#### Industrias de metales primarios

- 070
- Alambres, clavos y púas de acero . . . . .  3315
- Fundición de hierro y acero, metales no ferrosos  
y otras industrias de productos de metales  
primarios – *Especifique* . . . . .  3399

#### Fabricación de productos metálicos

- Latas de metal . . . . .  3411
- Equipo de calefacción, excepto eléctrico . . . . .  3433
- Fabricación de metal para estructuras . . . . .  3441
- Puertas, bastidores y molduras de metal . . . . .  3442
- Planchas de metal fabricado (talleres de calderas) . . . . .  3443
- Láminas de metal . . . . .  3444
- Trabajos de metal para arquitectura y decoración . . . . .  3446
- Otros trabajos de metal para estructuras – *Especifique* . . . . .  3449

- Productos de máquinas de tornillos . . . . .  3451
- Tornillos, tuercas, remaches, cerrojos y arandelas . . . . .  3452
- Otros metales moldeados – *Especifique* . . . . .  3469

- Galvanizado y pulido de metales . . . . .  3471
- Productos misceláneos de alambre . . . . .  3496
- Otros productos de metal – *Especifique* . . . . .  3499

#### Maquinaria industrial y comercial y equipo de computadoras

- Troqueles, herramientas, plantillas y accesorios . . . . .  3544
- Otra maquinaria y equipo para trabajo en metal –  
*Especifique* . . . . .  3549

- Computadoras electrónicas . . . . .  3571
- Equipo periférico de computadoras, incluyendo  
impresor, "plotter" y monitores para gráficas . . . . .  3577
- Otro equipo de oficina, incluyendo calculadoras y  
terminales y mecanismos para el almacenamiento  
de datos en computadora – *Especifique* . . . . .  3579

- Equipo de refrigeración (aire acondicionado)  
y calefacción . . . . .  3585
- Otra maquinaria comercial e industrial y equipo de  
computadoras – *Especifique* . . . . .  3599

### Sección 31. TIPO DE ACTIVIDAD – MANUFACTURA (Continuación)

#### Equipos y componentes electrónicos y eléctricos, excepto equipo de computadoras

070

- Generadores, distribuidores y transformadores  
especializados . . . . .  3612
- Dispositivos y cuadros de distribución . . . . .  3613
- Otros aparatos eléctricos industriales – *Especifique* . . . . .  3629

- Enseres para el hogar – *Especifique* . . . . .  3639

- Dispositivos de alambrado conductores de corriente . . . . .  3643
- Otro equipo eléctrico para alumbrado y  
alambrado – *Especifique* . . . . .  3648

- Equipo telefónico y telegráfico . . . . .  3661
- Radio, televisión y otros equipos de comunicación –  
*Especifique* . . . . .  3669

- Tablero de circuito impreso . . . . .  3672
- Bobinas, transformadores y conductores electrónicos . . . . .  3677
- Otros equipos y componentes eléctricos y  
electrónicos – *Especifique* . . . . .  3679

#### Equipo de transportación

- Piezas y accesorios para vehículos de motor . . . . .  3714
- Vehículos de motor y equipo de vehículos de  
motor – *Especifique* . . . . .  3719

- Construcción y reparación de botes . . . . .  3732
- Aviones, barcos y otros medios de transportación; piezas,  
equipo y reparación – *Especifique* . . . . .  3799

#### Instrumentos de medida, análisis y control; artículos fotográficos, médicos y ópticos; relojes

- Instrumentos para medir la corriente eléctrica . . . . .  3825
- Equipo e instrumentos quirúrgicos, médicos y  
de veterinaria . . . . .  3841
- Utensilios y suministros ortopédicos, prostéticos y  
quirúrgicos . . . . .  3842
- Equipo y suministros dentales, aparatos radiográficos, de  
irradiación, electromédicos y electroterapéutico –  
*Especifique* . . . . .  3849

- Artículos oftálmicos (lentes de contacto, espejuelos y  
gafas de sol) . . . . .  3851
- Otros instrumentos de medida, análisis y control; artículos  
fotográficos y ópticos; relojes – *Especifique* . . . . .  3879

**Parte F – MANUFACTURA (Continuación)**

**Sección 31. TIPO DE ACTIVIDAD – MANUFACTURA (Continuación)**

**Industrias manufactureras misceláneas** 070

Joyería, metales preciosos . . . . .  3911

Artículos de plata y electroplata . . . . .  3914

Materiales para joyeros y trabajo lapidario . . . . .  3915

Joyería de fantasía y novedades de fantasía . . . . .  3961

Cierres, botones, agujas y alfileres . . . . .  3965

Rótulos y especialidades publicitarias . . . . .  3993

Otras industrias manufactureras – *Especifique* . . . . .  3999

**Sección 32. EMBARQUES Y OTROS INGRESOS**

	Millo- nes	Miles	Dóla- res
<b>a. ¿Cuál fue el VALOR DE LOS EMBARQUES de productos hechos en este establecimiento en 1997?</b> (Incluya las transferencias entre plantas.)	601		
<b>b. ¿Cuáles fueron los ingresos de TRABAJO POR CONTRATO hecho para clientes con los materiales de los mismos clientes?</b> (Describe los productos en los que trabajó y el tipo de trabajo hecho.)	602		
<b>c. ¿Cuáles fueron los INGRESOS MISCELÁNEOS por –</b>	603		
<b>(1) Ventas de desperdicios y desechos?</b>			
<b>(2) Otros ingresos misceláneos (Incluyendo ingresos por trabajos de reparación, etc.)?</b>	604		
<b>d. ¿Cuáles fueron los ingresos por REVENTAS, i.e., ventas de productos comprados y revendidos sin elaboración, manufactura o montaje adicional en este establecimiento?</b>	605		

**Sección 33. EMPLEO Y HORAS TRABAJADAS**

	Número de empleados
<b>a. ¿Cuántos TRABAJADORES DE PRODUCCION fueron empleados en 1997 durante el periodo de pago que incluyó el 12 de cada mes indicado a continuación?</b> (Incluya empleados permanentes o temporeros, de jornada completa o parcial.)	610
<b>(1) Marzo</b>	611
<b>(2) Mayo</b>	612
<b>(3) Agosto</b>	613
<b>(4) Noviembre</b>	615
<b>b. ¿Cuántos fueron los otros empleados que trabajaron durante el periodo de pago que incluyó el 12 de marzo?</b>	615
<b>c. ¿Cuántas horas fueron trabajadas por los TRABAJADORES DE PRODUCCION, por trimestre?</b>	Horas trabajadas
<b>(1) Enero a marzo</b>	616
<b>(2) Abril a junio</b>	617
<b>(3) Julio a septiembre</b>	618
<b>(4) Octubre a diciembre</b>	619
<b>(5) TOTAL de horas trabajadas</b> (Suma de las líneas (1) hasta la (4))	620

**Sección 34. NOMINA**

**¿Cuál fue la nómina anual, antes de las deducciones, para este establecimiento en 1997?**

	Millo- nes	Miles	Dóla- res
<b>a. Trabajadores de producción</b>	625		
<b>b. Todos los otros empleados</b>	626		

**Sección 35. COSTOS ESCOGIDOS**

**¿Cuál fue el costo para este establecimiento en 1997 por concepto de materiales y servicios usados?**

	Millo- nes	Miles	Dóla- res
<b>a. Electricidad</b>	630		
<b>b. Combustibles usados para calefacción o energía</b>	631		
<b>(1) Gas</b>	632		
<b>c. Labor contratada para la producción</b>	633		
<b>d. Trabajos bajo contrato y labor que no es de producción realizados para usted por otros</b>	634		
<b>e. Artículos comprados y revendidos en la misma condición</b>	635		
<b>f. Materiales, piezas, componentes, envases, etc.</b>	635		

**Sección 36. INVENTARIOS**

**a. ¿Tuvo inventarios al final de 1996 ó 1997?**

636 1  SI – Continúe en la sección 36b  
2  NO – Pase a la sección 37

**b. ¿En este establecimiento, están los inventarios sujetos al método de valoración de últimas entradas, primeras salidas (LIFO)?**

637 1  SI – Complete el resto de esta sección  
2  NO – Pase a la sección 36c

	FINES DE 1997			FINES DE 1996		
	Millo- nes	Miles	Dóla- res	Millo- nes	Miles	Dóla- res
<b>(1) Cantidad sujeta al método de costo LIFO (bruto)</b>	638			639		
<b>(a) Cantidad de la reserva LIFO</b>	640			641		
<b>(b) Valor LIFO de la línea (1) (neto)</b>	642			643		
<b>(2) Cantidad no sujeta al método de costo LIFO</b>	644			645		

**c. ¿Cuál fue el valor TOTAL de todos los inventarios al finalizar los años 1996 y 1997?**

	FINES DE 1997			FINES DE 1996		
	Millo- nes	Miles	Dóla- res	Millo- nes	Miles	Dóla- res
<b>(1) Materiales, suministros, etc.</b>	646			647		
<b>(2) Trabajo en proceso</b>	648			649		
<b>(3) Productos terminados</b>	650			651		
<b>(4) TOTAL de los inventarios (Suma de las líneas (1) hasta la (3))</b>	652			653		

**AVISO –** (Sólo para usuarios de LIFO) La suma de las líneas b(1)(a), b(1)(b) y b(2) debe ser igual a la línea c(4).

**Parte F – MANUFACTURA (Continuación)**

<b>Sección 37. DESEMBOLSOS DE CAPITAL</b>	Millo- nes	Miles	Dóla- res
<b>a. ¿Cuáles fueron los desembolsos de capital por edificios y maquinaria USADA en 1997</b> (excluyendo terreno)? (Desembolsos de capital nuevos NO deben ser incluidos en la sección 37a, pero deben ser indicados a continuación en la sección 37b.)	655		
<b>b. ¿Cuáles fueron los desembolsos de capital por edificios y maquinaria NUEVA?</b>	656		
(1) Edificios y otras estructuras (Excluya el terreno.)			
(2) Maquinaria y equipo	657		

**Sección 38. VALOR DE LOS PRODUCTOS EMBARCADOS Y TRABAJO POR CONTRATO REALIZADO SEGUN LA LOCALIZACION DEL CLIENTE**  
**¿Cuál fue el valor total en dólares por concepto de productos hechos y trabajo por contrato realizado en 1997 para clientes en cada una de las siguientes localizaciones?**

Localización del cliente  (1)	Valor de los productos embarcados (2)			Valor del trabajo por contrato (3)		
	Millo- nes	Miles	Dóla- res	Millo- nes	Miles	Dóla- res
a. EE.UU. y territorios (No incluya Puerto Rico y las Islas Vírgenes.)	659			660		
b. Islas Vírgenes	661			662		
c. América Central, Sur América y la Zona del Caribe (No incluya las Islas Vírgenes.)	663			664		
d. Otros lugares del extranjero	665			666		
e. Puerto Rico – <i>Complete las líneas de la f hasta la l a continuación</i>	667			668		

Si usted declaró en la línea e, columnas (2) y (3): **¿Cuál fue la distribución de los embarques o trabajo por contrato para clientes ubicados en Puerto Rico?** (La suma de las líneas f hasta la l debe ser igual a las cifras en la línea e, arriba.)

Clase de cliente  (1)	Valor de los productos embarcados (2)			Valor del trabajo por contrato (3)		
	Millo- nes	Miles	Dóla- res	Millo- nes	Miles	Dóla- res
f. Mayoristas	670			671		
g. Detallistas	672			673		
h. Consumidores domésticos	674			675		
i. Gobierno del Estado Libre Asociado	676			677		
j. Compañías de construcción	678			679		
k. Otros establecimientos manufactureros	680			681		
l. Otros clientes	682			683		

**Sección 39. PREGUNTA ESPECIAL**

Si marcó en la sección 4 el encasillado que indica "Corporación": **¿Cuál de los siguientes tipos de corporación describe mejor a este establecimiento al finalizar 1997? Marque (X) UN solo encasillado.**

685 1  Corporación doméstica  
 2  Corporación no doméstica bajo la sección 936  
 3  Corporación no doméstica bajo la sección 30A  
 4  Otra corporación no doméstica

**PASE A LA PARTE H, PAGINA 18 Y LLENE EL RESTO DEL CUESTIONARIO.**

## Parte G – CONSTRUCCION

<b>Sección 40. TIPO DE ACTIVIDAD – CONSTRUCCION</b>		<b>Sección 40. TIPO DE ACTIVIDAD – CONSTRUCCION</b> (Continuación)																																															
<p><b>a. Describa el tipo de actividad de construcción PRINCIPAL a la que se dedicó este establecimiento en 1997.</b></p>		<table border="1" style="width: 100%; border-collapse: collapse;"> <thead> <tr> <th style="width: 80%;"></th> <th style="width: 20%; text-align: center;">Por ciento</th> </tr> </thead> <tbody> <tr> <td colspan="2" style="text-align: center;"><b>Actividades de construcción (Continuación)</b></td> </tr> <tr> <td style="border-bottom: 1px solid black;">Contratista de construcción de piscinas</td> <td style="text-align: center;">724 %</td> </tr> <tr> <td style="border-bottom: 1px solid black;">Trabajo de terrazo, azulejo, mármol y mosaico</td> <td style="text-align: center;">725 %</td> </tr> <tr> <td style="border-bottom: 1px solid black;">Perforación de pozos de agua</td> <td style="text-align: center;">726 %</td> </tr> <tr> <td style="border-bottom: 1px solid black;">Trabajo de demolición y destrucción</td> <td style="text-align: center;">727 %</td> </tr> <tr> <td style="border-bottom: 1px solid black;">Otros tipos de trabajos por contrato – <i>Especifique el tipo</i></td> <td style="text-align: center;">728 %</td> </tr> <tr> <td style="border-bottom: 1px solid black;"></td> <td style="text-align: center;">729 %</td> </tr> <tr> <td style="border-bottom: 1px solid black;"></td> <td style="text-align: center;">730 %</td> </tr> <tr> <td colspan="2" style="text-align: center;"><b>Otras actividades que no son de construcción</b></td> </tr> <tr> <td style="border-bottom: 1px solid black;">Servicios de arquitectura e ingeniería</td> <td style="text-align: center;">731 %</td> </tr> <tr> <td style="border-bottom: 1px solid black;">Alquiler de maquinaria y equipo de construcción</td> <td style="text-align: center;">732 %</td> </tr> <tr> <td style="border-bottom: 1px solid black;">Comercio al detal – <i>Especifique el tipo</i></td> <td style="text-align: center;">733 %</td> </tr> <tr> <td style="border-bottom: 1px solid black;">Venta de terreno</td> <td style="text-align: center;">734 %</td> </tr> <tr> <td style="border-bottom: 1px solid black;">Comercio al por mayor, manufactura y transportación</td> <td style="text-align: center;">735 %</td> </tr> <tr> <td style="border-bottom: 1px solid black;">Administración de construcción</td> <td style="text-align: center;">736 %</td> </tr> <tr> <td style="border-bottom: 1px solid black;">Otras actividades comerciales – <i>Especifique el tipo</i></td> <td style="text-align: center;">737 %</td> </tr> <tr> <td style="border-bottom: 1px solid black;"></td> <td style="text-align: center;">738 %</td> </tr> <tr> <td style="border-bottom: 1px solid black;"></td> <td style="text-align: center;">739 %</td> </tr> <tr> <td style="border-bottom: 1px solid black;"><b>TOTAL</b></td> <td style="text-align: center;"><b>100</b> %</td> </tr> </tbody> </table>			Por ciento	<b>Actividades de construcción (Continuación)</b>		Contratista de construcción de piscinas	724 %	Trabajo de terrazo, azulejo, mármol y mosaico	725 %	Perforación de pozos de agua	726 %	Trabajo de demolición y destrucción	727 %	Otros tipos de trabajos por contrato – <i>Especifique el tipo</i>	728 %		729 %		730 %	<b>Otras actividades que no son de construcción</b>		Servicios de arquitectura e ingeniería	731 %	Alquiler de maquinaria y equipo de construcción	732 %	Comercio al detal – <i>Especifique el tipo</i>	733 %	Venta de terreno	734 %	Comercio al por mayor, manufactura y transportación	735 %	Administración de construcción	736 %	Otras actividades comerciales – <i>Especifique el tipo</i>	737 %		738 %		739 %	<b>TOTAL</b>	<b>100</b> %						
	Por ciento																																																
<b>Actividades de construcción (Continuación)</b>																																																	
Contratista de construcción de piscinas	724 %																																																
Trabajo de terrazo, azulejo, mármol y mosaico	725 %																																																
Perforación de pozos de agua	726 %																																																
Trabajo de demolición y destrucción	727 %																																																
Otros tipos de trabajos por contrato – <i>Especifique el tipo</i>	728 %																																																
	729 %																																																
	730 %																																																
<b>Otras actividades que no son de construcción</b>																																																	
Servicios de arquitectura e ingeniería	731 %																																																
Alquiler de maquinaria y equipo de construcción	732 %																																																
Comercio al detal – <i>Especifique el tipo</i>	733 %																																																
Venta de terreno	734 %																																																
Comercio al por mayor, manufactura y transportación	735 %																																																
Administración de construcción	736 %																																																
Otras actividades comerciales – <i>Especifique el tipo</i>	737 %																																																
	738 %																																																
	739 %																																																
<b>TOTAL</b>	<b>100</b> %																																																
<p><b>b. ¿Cuál fue el porcentaje estimado del VALOR TOTAL EN DOLARES DE LOS INGRESOS COMERCIALES (sección 5) en 1997 para cada una de las siguientes actividades?</b></p> <table border="1" style="width: 100%; border-collapse: collapse;"> <thead> <tr> <th style="width: 80%;"></th> <th style="width: 20%; text-align: center;">Por ciento</th> </tr> </thead> <tbody> <tr> <td colspan="2"><b>Actividades de construcción</b></td> </tr> <tr> <td style="border-bottom: 1px solid black;">Construcción de edificios en terreno ajeno – contratista general</td> <td style="text-align: center;">703 %</td> </tr> <tr> <td style="border-bottom: 1px solid black;">Construcción de edificios en terreno propio</td> <td style="text-align: center;">704 %</td> </tr> <tr> <td style="border-bottom: 1px solid black;">Construcción de carreteras, calles, áreas de estacionamiento, pistas de aterrizaje y trabajo relacionado con la construcción de calles y carreteras</td> <td style="text-align: center;">705 %</td> </tr> <tr> <td style="border-bottom: 1px solid black;">Construcción pesada, tal como puentes, túneles, alcantarillados y otras líneas de servicio público</td> <td style="text-align: center;">706 %</td> </tr> <tr> <td style="border-bottom: 1px solid black;">Otro tipo de construcción pesada, tal como petroquímicas y plantas de energía para complejos industriales</td> <td style="text-align: center;">707 %</td> </tr> <tr> <td style="border-bottom: 1px solid black;">Subdivisión y preparación de terreno propio, para la venta</td> <td style="text-align: center;">708 %</td> </tr> <tr> <td style="border-bottom: 1px solid black;">Subdivisión y preparación de terreno propio, para arriendo o alquiler</td> <td style="text-align: center;">709 %</td> </tr> <tr> <td style="border-bottom: 1px solid black;">Subdivisión y preparación de terreno ajeno</td> <td style="text-align: center;">710 %</td> </tr> <tr> <td colspan="2" style="padding-top: 10px;"><b>AVISO: Los contratistas generales que realizaron cualquiera de los trabajos especializados listados a continuación como parte de un contrato general, NO deberán llenar estos encasillados. Sin embargo, si trabajó como Contratista de Trabajos Especializados en 1997, deberá llenar los encasillados correspondientes.</b></td> </tr> <tr> <td style="border-bottom: 1px solid black;">Trabajos de enlucido, "drywall" (paredes en seco), acústica e insulación</td> <td style="text-align: center;">711 %</td> </tr> <tr> <td style="border-bottom: 1px solid black;">Plomería, calefacción y aire acondicionado</td> <td style="text-align: center;">712 %</td> </tr> <tr> <td style="border-bottom: 1px solid black;">Techado, alero y láminas metálicas</td> <td style="text-align: center;">713 %</td> </tr> <tr> <td style="border-bottom: 1px solid black;">Trabajo de carpintería</td> <td style="text-align: center;">714 %</td> </tr> <tr> <td style="border-bottom: 1px solid black;">Trabajo de hormigón</td> <td style="text-align: center;">715 %</td> </tr> <tr> <td style="border-bottom: 1px solid black;">Trabajo de electricidad</td> <td style="text-align: center;">716 %</td> </tr> <tr> <td style="border-bottom: 1px solid black;">Instalación o construcción de equipo para edificios</td> <td style="text-align: center;">717 %</td> </tr> <tr> <td style="border-bottom: 1px solid black;">Trabajo de excavación</td> <td style="text-align: center;">718 %</td> </tr> <tr> <td style="border-bottom: 1px solid black;">Instalación y otros trabajos para pisos</td> <td style="text-align: center;">719 %</td> </tr> <tr> <td style="border-bottom: 1px solid black;">Trabajos con vidrios y vidriería</td> <td style="text-align: center;">720 %</td> </tr> <tr> <td style="border-bottom: 1px solid black;">Albañilería, colocación de piedras y otros trabajos de piedra</td> <td style="text-align: center;">721 %</td> </tr> <tr> <td style="border-bottom: 1px solid black;">Pintura y empapelado de paredes</td> <td style="text-align: center;">722 %</td> </tr> <tr> <td style="border-bottom: 1px solid black;">Construcción de estructuras en acero</td> <td style="text-align: center;">723 %</td> </tr> </tbody> </table>			Por ciento	<b>Actividades de construcción</b>		Construcción de edificios en terreno ajeno – contratista general	703 %	Construcción de edificios en terreno propio	704 %	Construcción de carreteras, calles, áreas de estacionamiento, pistas de aterrizaje y trabajo relacionado con la construcción de calles y carreteras	705 %	Construcción pesada, tal como puentes, túneles, alcantarillados y otras líneas de servicio público	706 %	Otro tipo de construcción pesada, tal como petroquímicas y plantas de energía para complejos industriales	707 %	Subdivisión y preparación de terreno propio, para la venta	708 %	Subdivisión y preparación de terreno propio, para arriendo o alquiler	709 %	Subdivisión y preparación de terreno ajeno	710 %	<b>AVISO: Los contratistas generales que realizaron cualquiera de los trabajos especializados listados a continuación como parte de un contrato general, NO deberán llenar estos encasillados. Sin embargo, si trabajó como Contratista de Trabajos Especializados en 1997, deberá llenar los encasillados correspondientes.</b>		Trabajos de enlucido, "drywall" (paredes en seco), acústica e insulación	711 %	Plomería, calefacción y aire acondicionado	712 %	Techado, alero y láminas metálicas	713 %	Trabajo de carpintería	714 %	Trabajo de hormigón	715 %	Trabajo de electricidad	716 %	Instalación o construcción de equipo para edificios	717 %	Trabajo de excavación	718 %	Instalación y otros trabajos para pisos	719 %	Trabajos con vidrios y vidriería	720 %	Albañilería, colocación de piedras y otros trabajos de piedra	721 %	Pintura y empapelado de paredes	722 %	Construcción de estructuras en acero	723 %
	Por ciento																																																
<b>Actividades de construcción</b>																																																	
Construcción de edificios en terreno ajeno – contratista general	703 %																																																
Construcción de edificios en terreno propio	704 %																																																
Construcción de carreteras, calles, áreas de estacionamiento, pistas de aterrizaje y trabajo relacionado con la construcción de calles y carreteras	705 %																																																
Construcción pesada, tal como puentes, túneles, alcantarillados y otras líneas de servicio público	706 %																																																
Otro tipo de construcción pesada, tal como petroquímicas y plantas de energía para complejos industriales	707 %																																																
Subdivisión y preparación de terreno propio, para la venta	708 %																																																
Subdivisión y preparación de terreno propio, para arriendo o alquiler	709 %																																																
Subdivisión y preparación de terreno ajeno	710 %																																																
<b>AVISO: Los contratistas generales que realizaron cualquiera de los trabajos especializados listados a continuación como parte de un contrato general, NO deberán llenar estos encasillados. Sin embargo, si trabajó como Contratista de Trabajos Especializados en 1997, deberá llenar los encasillados correspondientes.</b>																																																	
Trabajos de enlucido, "drywall" (paredes en seco), acústica e insulación	711 %																																																
Plomería, calefacción y aire acondicionado	712 %																																																
Techado, alero y láminas metálicas	713 %																																																
Trabajo de carpintería	714 %																																																
Trabajo de hormigón	715 %																																																
Trabajo de electricidad	716 %																																																
Instalación o construcción de equipo para edificios	717 %																																																
Trabajo de excavación	718 %																																																
Instalación y otros trabajos para pisos	719 %																																																
Trabajos con vidrios y vidriería	720 %																																																
Albañilería, colocación de piedras y otros trabajos de piedra	721 %																																																
Pintura y empapelado de paredes	722 %																																																
Construcción de estructuras en acero	723 %																																																

**Parte G – CONSTRUCCION (Continuación)**

<b>Sección 41. VALOR DEL NEGOCIO EN DOLARES</b>				<b>Sección 42 TIPOS DE CONSTRUCCION (Continuación)</b>			
<b>a. ¿Cuál fue el valor en dólares de todo el trabajo de construcción realizado en 1997?</b> →				Millo- nes	Miles	Dóla- res	
				741			
INCLUYA – <ul style="list-style-type: none"> <li>• Construcción nueva</li> <li>• Ampliaciones y alteraciones o reconstrucción</li> <li>• Contratos por trabajos especializados</li> <li>• Trabajo de mantenimiento y reparación</li> <li>• Desarrollo y mejoramiento de terrenos</li> <li>• Edificios y otras estructuras construidas para la venta, sin incluir el valor del terreno</li> <li>• Instalación y servicio de equipo</li> <li>• Trabajo de construcción por cuenta propia</li> </ul>							
<b>b. ¿Cuáles fueron los ingresos obtenidos en 1997 por concepto de otros tipos de negocio que no están indicados en la pregunta anterior?</b> →				Millo- nes	Miles	Dóla- res	
				742			
INCLUYA – <ul style="list-style-type: none"> <li>• Servicios de arquitectura e ingeniería</li> <li>• Alquiler de maquinaria y de equipo</li> <li>• Venta de terreno</li> <li>• Comercio al detal</li> <li>• Otros servicios</li> </ul>							
<b>Sección 42. TIPOS DE CONSTRUCCION</b>							
<b>¿Cuál fue el porcentaje estimado de la cantidad indicada en la sección 41a (el valor en dólares del trabajo de construcción realizado en 1997) para cada tipo de construcción listado a continuación?</b> (Para cada anotación de la columna (a), indique el porcentaje correspondiente a la construcción nueva (incluya ampliaciones y alteraciones) en la columna (b) y el porcentaje de trabajo de mantenimiento y reparación en la columna (c).) <b>AVISO – Columna (b) + columna (c) = columna (a).</b>							
Tipos de construcción	Por ciento del trabajo de construcción realizado (a)	Desglose de la columna (a)					
		Construcción nueva (b)	Trabajo de mantenimiento y reparación (c)				
<b>CONSTRUCCION DE EDIFICIOS</b>	744	746	748				
Casas unifamiliares (separadas, unidas y "townhouses")	%	%	%				
Edificios de apartamentos y otros edificios residenciales	750	752	754				
Edificios industriales y almacenes	756	758	760				
Edificios comerciales (bancos, oficinas, tiendas, restaurantes, garajes públicos, estaciones de servicio automovilístico y edificios para actividades recreativas)	762	764	766				
Otros edificios no residenciales – <i>Especifique</i>	768	770	772				
<b>OTRA CONSTRUCCION QUE NO SEA DE EDIFICIOS</b>	774	776	778				
Carreteras, calles y otros trabajos relacionados	%	%	%				
Puentes, túneles y carreteras elevadas	780	782	784				
Acueductos, alcantarillados, tuberías y vías para la transmisión de energía y comunicación	786	788	790				
	%	%	%				

<b>Sección 43. EMPLEO Y HORAS TRABAJADAS</b>			
<b>a. ¿Cuántos TRABAJADORES DE CONSTRUCCION fueron empleados en 1997 durante el período de pago que incluyó el 12 de cada mes indicado a continuación?</b>			
(1) Marzo	(2) Mayo	(3) Agosto	(4) Noviembre
(5) TOTAL de horas trabajadas (Suma de las líneas (1) hasta la (4))			
(Incluya empleados permanentes o temporeros, de jornada completa o parcial.)			
			Número de empleados
			825
			826
			827
			828
			829
<b>b. ¿Cuántos fueron los otros empleados que trabajaron durante el período de pago que incluyó el 12 de marzo?</b>			
<b>c. ¿Cuántas horas fueron trabajadas por los TRABAJADORES DE CONSTRUCCION, por trimestre?</b>			
(1) Enero a marzo			Horas trabajadas
(2) Abril a junio			830
(3) Julio a septiembre			831
(4) Octubre a diciembre			832
(5) TOTAL de horas trabajadas (Suma de las líneas (1) hasta la (4))			833
			834

<b>Sección 44. NOMINA</b>			
<b>¿Cuál fue la nómina anual, antes de las deducciones, para este establecimiento en 1997?</b>			
<b>a. Trabajadores de construcción</b>			
<b>b. Todos los otros empleados</b>			
Millo- nes	Miles	Dóla- res	
835			
836			

<b>Sección 45. TRABAJOS DE CONSTRUCCION OTORGADOS A SUBCONTRATISTAS</b>			
<b>¿Cuál fue el costo por concepto de trabajos de construcción subcontratados a otros contratistas de construcción para este establecimiento en 1997? (Incluya los trabajos de construcción realizados por empresas manufactureras y el valor de los materiales vendidos a los subcontratistas.)</b>			
Millo- nes	Miles	Dóla- res	
837			



**Parte G – CONSTRUCCION (Continuación)**

Sección 46. COSTOS ESCOGIDOS	Millo-	Miles	Dóla-
	nes		res
<b>¿Cuál fue el costo por concepto de materiales y servicios usados para este establecimiento en 1997?</b>	838		
a. <u>Electricidad</u>			
	839		
b. <u>Gasolina, combustible diesel y gasohol</u>			
	840		
c. <u>Otros combustibles para calefacción o energía tales como gas natural, y lubricantes, aceites y grasas.</u>			
	841		
d. <u>Comunicación y reparación de maquinaria, equipo, edificios y otras estructuras</u>			
	842		
e. <u>Alquiler o arrendamiento de maquinaria y equipo de construcción, equipo de transportación, edificios y otras estructuras, equipo de oficina y accesorios (No incluya los pagos por trabajos subcontratados.)</u>			
	843		
f. <u>Materiales, componentes y suministros</u>			

Sección 47. TRABAJOS REALIZADOS PARA OTROS CONTRATISTAS O CONSTRUCTORES	
<b>¿Realizó este establecimiento algún trabajo para otros contratistas o constructores en 1997?</b>	Por ciento
853 <input type="checkbox"/> SI – <i>Estime qué porcentaje del valor en dólares de los trabajos de construcción realizados (sección 41a) en 1997 corresponde a dicho trabajo.</i>	854
<input type="checkbox"/> NO	%

Sección 48. PROPIEDAD DE PROYECTOS DE CONSTRUCCION	
<b>¿Cuál fue el porcentaje estimado del valor en dólares de los trabajos de construcción realizados (sección 41a) correspondiente a proyectos gubernamentales y privados en 1997?</b>	Por ciento
a. <u>Construcción propiedad del gobierno (Federal, Estado Libre Asociado o municipal)</u>	855
	%
b. <u>Construcción propiedad privada</u>	856
	%
c. <b>Valor TOTAL</b> del trabajo de construcción realizado (sección 41a) en 1997	<b>100</b>
	%

Sección 49. BIENES, GASTOS DE CAPITAL Y DEPRECIACION	Edificios, remolques en el local de construcción, ampliaciones e instalaciones relacionadas, sin incluir el terreno (1)			Maquinaria, equipo y vehículos (2)		
	Millo-	Miles	Dóla-	Millo-	Miles	Dóla-
	nes		res	nes		res
a. <b>¿Cuál fue el valor BRUTO de los bienes depreciables</b> (usualmente, el costo original) <b>a PRINCIPIOS de 1997?</b>	857			858		
b. <b>¿Cuáles fueron los gastos de capital por automóviles, camiones, etc.</b> (para ser usados principalmente en carreteras) <b>NUEVOS en 1997?</b>				859		
c. <b>¿Cuáles fueron los gastos de capital por edificios, maquinaria y vehículos NUEVOS para los proyectos de construcción en 1997?</b>	860			861		
d. <b>¿Cuáles fueron los gastos de capital por edificios y maquinaria USADA en 1997?</b> (Incluya automóviles, camiones, etc. usados.)	862			863		
e. <b>¿Cuál fue el valor BRUTO de bienes depreciables vendidos, retirados, desechados, etc. en 1997?</b>	864			865		
f. <b>¿Cuál fue el valor bruto de bienes depreciables al FINALIZAR el 1997?</b> (La suma de a + b + c + d - e)	866			867		
g. <b>¿Cuáles fueron los cargos por depreciación en 1997?</b>	868			869		

**PASE A LA PARTE H, PAGINA 18, Y LLENE EL RESTO DEL CUESTIONARIO**

## Parte H – TODOS LOS ESTABLECIMIENTOS

### Sección 50. PROPIEDAD, CONTROL Y LOCALIZACION DEL NEGOCIO

**AVISO** – Conteste esta sección únicamente si su Número de Archivo del Censo (CFN) que aparece en la etiqueta de este cuestionario empieza con cero. Si el Número de Archivo no empieza con cero, pase a la sección 52.

**a. ¿Tiene otra compañía control o derechos de propiedad sobre esta compañía?**

097 1  SI →  
2  NO

ANOTE EL NOMBRE, DIRECCION Y CODIGO POSTAL DE LA COMPAÑIA QUE TIENE DERECHOS DE PROPIEDAD

Nombre \_\_\_\_\_

Dirección \_\_\_\_\_

EIN (9 dígitos)

		-								
--	--	---	--	--	--	--	--	--	--	--

**b. ¿Tiene esta compañía control o derechos de propiedad sobre alguna otra compañía? Si necesita más espacio, continúe en la sección para COMENTARIOS (sección 51).**

098 1  SI →  
2  NO

ANOTE EL NOMBRE, DIRECCION Y CODIGO POSTAL DE LA COMPAÑIA SOBRE LA CUAL TIENE CONTROL O DERECHOS DE PROPIEDAD

Nombre \_\_\_\_\_

Dirección \_\_\_\_\_

EIN (9 dígitos)

		-								
--	--	---	--	--	--	--	--	--	--	--

**c. ¿Estuvo activa esta compañía en más de un local durante 1997?**

**AVISO** – Los locales que no están administrados a tiempo completo por al menos un empleado cubierto bajo este EIN, NO DEBEN indicarse por separado. Incluya los datos de estos locales con los datos indicados para el local principal.

- SI – Anote los locales adicionales a continuación y proporcione la información que se solicita. Si necesita más espacio, continúe en la sección para COMENTARIOS (sección 51).
- NO – Pase a la sección 52

	Número y calle	EIN (9 dígitos)		Millo- nes	Miles	Dóla- res	Número de empleados durante el período de pago que incluyó el 12 de marzo de 1997	¿Están incluidas estas cifras en la página 2 de este informe?
1	Municipio	Tipo de negocio en esta localización	Ventas e ingresos →	081			083	085 1 <input type="checkbox"/> SI 2 <input type="checkbox"/> NO
			Nómina anual →	082				
2	Municipio	Tipo de negocio en esta localización	Ventas e ingresos →	081			083	085 1 <input type="checkbox"/> SI 2 <input type="checkbox"/> NO
			Nómina anual →	082				

**Sección 51. COMENTARIOS** – Favor de utilizar este espacio para dar cualquier explicación que considere necesaria para poder entender los datos que usted ha proporcionado.

**Sección 52. CERTIFICACION** – Este informe es sustancialmente preciso y ha sido preparado de acuerdo con las instrucciones.

Nombre de la persona a quien consultar con respecto a este informe – Utilice letra de imprenta				Período que cubre este informe →	DE: Mes	Año	A: Mes	Año
Teléfono →	Código de área	Número	Extensión	Firma de la persona que preparó este informe				Fecha

## LINEAS DE PRODUCTOS DEL COMERCIO AL POR MAYOR

CODIGO	LINEA DE PRODUCTO	CODIGO	LINEA DE PRODUCTO
<b>0140</b>	Camiones y tractores	<b>2460</b>	Otros materiales industriales
<b>0250</b>	Equipo para el mercadeo de productos petroleros	<b>2500</b>	Equipo y artículos de salones de belleza y barbería
<b>0420</b>	Muebles para oficinas y negocios	<b>2520</b>	Equipo y materiales para conserjes
<b>0500</b>	Porcelana, cristalería, loza y utensilios domésticos plásticos para el hogar	<b>2530</b>	Equipo y materiales de lavandería y de limpieza en seco (dry cleaning)
<b>0530</b>	Superficies para pisos	<b>2540</b>	Otro equipo y material de establecimientos de servicios
<b>0540</b>	Otros artículos para el hogar	<b>2600</b>	Equipo y material de aviación y aeronáutica
<b>0720</b>	Materiales para techar, para trabajos con tablas de forro, de aislamiento y para canales de desagüe	<b>2620</b>	Maquinaria, equipo y materiales para industrias navieras
<b>0730</b>	Vidrios (Excluya automóviles.)	<b>2630</b>	Otro equipo y material de transportación
<b>0740</b>	Otros materiales de construcción	<b>2700</b>	Artículos y materiales para recreación y deportes
<b>0800</b>	Equipo y materiales fotográficos	<b>2800</b>	Juguetes y artículos y materiales para "hobbies"
<b>0920</b>	Equipo de computadora nuevo	<b>2900</b>	Desperdicios de metales ferrosos
<b>0930</b>	Equipo de computadora usado	<b>2920</b>	Desperdicios de metales no ferrosos
<b>0950</b>	Programas ("software") de computadoras - en existencias	<b>2940</b>	Desechos, excepto metal
<b>0960</b>	Equipo y suministros para restaurantes y hoteles	<b>3000</b>	Prendas, relojes, diamantes y otras piedras preciosas y metales (incluya cubiertos de plata.)
<b>0970</b>	Máquinas y equipo para tiendas	<b>3100</b>	Instrumentos y artículos musicales
<b>1030</b>	Artículos ópticos y oftálmicos	<b>3120</b>	Productos forestales, excepto madera
<b>1020</b>	Suministros dentales	<b>3150</b>	Otros artículos duraderos
<b>1040</b>	Artículos religiosos y escolares	<b>3200</b>	Papel de escribir y papel de imprenta
<b>1050</b>	Otro equipo y material profesional	<b>3300</b>	Objetos de escritorio, artículos de oficina y tarjetas de felicitación
<b>1100</b>	Metales ferrosos	<b>3400</b>	Papel para uso industrial y personal
<b>1230</b>	Metales no ferrosos	<b>3600</b>	Telas y tejidos
<b>1300</b>	Carbón y coque	<b>3700</b>	Mercería y ropa de casa (manteles, sábanas, fundas para almohadas y toallas)
<b>1320</b>	Otros minerales y metalíferos	<b>5000</b>	Ganado, cerdos, ovejas y cabras
<b>1650</b>	Equipo de comunicación electrónico	<b>5100</b>	Cuero y pieles
<b>1660</b>	Equipo electrónico para medición y probación, excepto automotriz	<b>5120</b>	Tabaco en rama
<b>1900</b>	Equipo y materiales para calefacción y acondicionamiento de aire	<b>5130</b>	Lana, estambre y mohair (tela de angora)
<b>2000</b>	Equipo y materiales de refrigeración	<b>5140</b>	Otros productos agrícolas (incomestibles)
<b>2100</b>	Maquinaria, equipo y piezas para construcción y minería	<b>5200</b>	Algodón
<b>2200</b>	Maquinaria, equipo y piezas para la agricultura	<b>5320</b>	Gases industriales
<b>2220</b>	Maquinaria, equipo y piezas para jardinería	<b>5500</b>	Petróleo crudo
<b>2230</b>	Maquinaria, equipo y piezas para el procesamiento de alimentos	<b>5800</b>	Materiales agrícolas
<b>2330</b>	Maquinaria, equipo y piezas para la metalurgia	<b>5900</b>	Tabaco y productos tabaqueros
<b>2340</b>	Equipo y piezas para el manejo de materiales	<b>6110</b>	Flores y materiales para floristerías
<b>2350</b>	Maquinaria, equipo y materiales para refinerías de petróleo, pozos petroleros y oleoductos	<b>6120</b>	Artesanía (Incluya artículos de regalo, novedades y "souvenirs.")
<b>2360</b>	Otra maquinaria, equipo y piezas de carácter industrial	<b>6130</b>	Sacos de tela y arpillera
<b>2370</b>	Equipo de transmisión de fuerza motriz	<b>6140</b>	Pelucas, hilo y productos de cuero
		<b>6150</b>	Otros productos perecederos

# HOJA DE INFORMACION

## CENSO ECONOMICO DE PUERTO RICO

Los censos económicos incluyen establecimientos que se dedican a las siguientes actividades:

**Comercio al por mayor** – Venta de mercancía al por mayor a comerciantes detallistas, usuarios industriales e institucionales y otros consumidores no domésticos.

**Comercio al detal** – Venta de mercancía para consumo personal o familiar y a prestar servicios relacionados con la venta de los artículos.

**Servicios** – Prestar una amplia variedad de servicios a individuos, establecimientos comerciales y de gobierno y otras organizaciones. Los hoteles, moteles y otros lugares de alojamiento son parte del sector de servicios.

**Manufactura** – Fabricación, elaboración y montaje de las piezas que componen los productos.

**Construcción** – Construcción nueva y original; ampliaciones, alteraciones, rehabilitación, remodelación o reconstrucción realizadas por contratistas generales, constructores que trabajan por cuenta propia y contratistas de construcción pesada; y trabajo de mantenimiento, reparación y servicio realizado por electricistas, plomeros, carpinteros, etc.

Si usted **NO** se dedica a estos tipos de actividades, **LLENE LAS SECCIONES 1 HASTA LA 8 Y FIRME EL CUESTIONARIO (sección 52), página 18.**

### QUIENES DEBEN LLENAR EL CUESTIONARIO

Toda firma que reciba un cuestionario del censo está obligada a llenar y devolver un cuestionario aparte para cada uno de sus establecimientos.

### DEFINICION DE ESTABLECIMIENTO

Un establecimiento es definido como una sola ubicación física donde se llevan a cabo actividades comerciales o se realizan operaciones industriales.

### INSTRUCCIONES GENERALES

- Los respondedores no están obligados a proveer respuestas a encuestas, a menos que el cuestionario muestre un número válido de la OMB (Office of Management and Budget). El número de la OMB se encuentra a la izquierda sobre el bloque titulado "Para uso del censo".
- Si el establecimiento cesó operaciones durante 1997, (fue cerrado, vendido o arrendado a otra compañía), llene el cuestionario basado en el tiempo que el establecimiento estuvo operando en 1997.
- Si necesita más espacio para llenar alguna sección, utilice la sección para comentarios al final del cuestionario (si aplica) o adjunte una hoja separada. Si añade hojas adicionales, escriba el Número de Archivo del Censo (CFN) y el número de la sección en la parte superior de cada hoja.
- Favor de retener una copia del cuestionario en sus archivos una vez sea llenado.

### Instrucciones Para Secciones Escogidas:

#### ◆ Parte A – INFORMACION GENERAL

##### Sección 2. UBICACION FISICA

Parte a:

Llene esta parte si la dirección que aparece en la etiqueta que se encuentra en la portada del cuestionario es diferente a la ubicación física de este establecimiento.

Parte b:

Identifique siempre el municipio donde está localizado este establecimiento independientemente de su respuesta en la parte a.

##### Sección 5. VOLUMEN DEL NEGOCIO EN DOLARES

SU RESPUESTA ES ESTRICTAMENTE CONFIDENCIAL. Su informe se utilizará únicamente para desarrollar estadísticas sumarias. NO PUEDE SER UTILIZADO EN ASUNTOS RELACIONADOS CON CONTRIBUCIONES, INVESTIGACIONES O ACCIONES REGLAMENTARIAS.

Incluya:

- Ingreso bruto de la mercancía vendida, servicios prestados y trabajo de construcción realizado en 1997, aunque el pago de los mismos no se haya recibido en 1997.

- Valor total de todos los productos expedidos. Incluya los productos enviados a otras plantas, sucursales de venta, tiendas al por menor o almacenes de su compañía y los productos en consignación.
- Valor actual de la compensación recibida que no fue pagada al contado.
- Cantidades recibidas por concepto de trabajo, aunque el mismo haya sido subcontratado a otros.
- Comisiones, honorarios y otros ingresos de operación para **industrias de servicio** que prestan servicios a comisión, tales como agencias de viaje y agencias de publicidad. NO incluya el valor bruto de las ventas o de las facturas despachadas.
- Valor corriente de las ventas de productos vendidos en lugar de las comisiones recibidas por comerciantes **mayoristas y detallistas** que venden mercancía a consignación o a comisión.
- Ingresos por entrega, instalación, mantenimiento, reparación, alteración, alquiler de equipo, almacenaje y otros servicios y actividades.

No incluya:

- Impuestos sobre ventas y otros impuestos recaudados directamente de los clientes y pagados directamente a agencias de impuestos del Estado Libre Asociado o del Gobierno Federal.
- Ingresos no derivados de las operaciones del negocio, tales como inversiones, alquiler o venta de bienes raíces e intereses.
- Ventas e ingresos de departamentos o concesiones administradas por otras compañías.
- Comisiones recibidas de máquinas vendedoras (vending machines) operadas por otros.
- Valor de los productos hechos a base de comisión u honorarios para otros.
- Valor de los productos comprados y vendidos o transferidos de otros establecimientos **de su compañía** y vendidos sin elaboración adicional.
- Valor de los artículos devueltos.

### Sección 6. NOMINA

Las definiciones son las mismas que se usan en la Declaración Trimestral del Patrono Sobre la Contribución Federal al Seguro Social y Seguro Medicare, formulario 941-PR del Servicio Federal de Rentas Internas (IRS).

Incluya:

- Salarios, sueldos, propinas, vacaciones pagadas, bonos, comisiones y otras compensaciones pagadas a empleados durante 1997, estén o no sujetas a contribuciones sobre ingresos o a los impuestos establecidos bajo la Ley Federal de Contribuciones de Seguros (FICA).
- Salarios de los oficiales y ejecutivos de una corporación.

No incluya:

- Fondos pagados o retirados por los dueños o socios de firmas no incorporadas.
- Pensiones anuales o indemnizaciones suplementarias por desempleo, aunque se hayan retenido las contribuciones sobre ingresos.

### Sección 7. EMPLEO

Incluya:

Parte a:

- Empleados de jornada completa y parcial que figuraban en la nómina durante el período de pago que incluyó el 12 de marzo de 1997.

## Sección 7. EMPLEO – CONTINUACION

Incluya:

Parte a:

- Oficiales y ejecutivos asalariados de una corporación.
- Empleados ausentes que recibieron pago por vacaciones, enfermedad y días feriados.

Parte b:

Propietarios y socios de una compañía no incorporada que trabajaron 15 o más horas durante la semana del 12 de marzo de 1997.

Parte c:

Trabajadores de familia no remunerados de una compañía no incorporada que trabajaron 15 o más horas durante la semana del 12 de marzo de 1997.

## ◆ Parte B – COMERCIO AL POR MAYOR

### Sección 10. TIPO DE OPERACION

- Comerciante mayorista** – Establecimiento que se dedica a comprar y vender mercancía producida por otras firmas, por su propia cuenta.
- Oficina o sucursal de ventas del fabricante** – Establecimiento que pertenece o que está afiliado a una compañía manufacturera por su compañía matriz en Puerto Rico, Estados Unidos o territorios.
- Corredor, agente y vendedor a comisión** – Establecimiento que se dedica a comprar y vender mercancía como agencia, comisionista o corredor para otros, en vez de trabajar por cuenta propia.

### Sección 11. EMPLEO SEGUN LA ACTIVIDAD PRINCIPAL

Parte a:

Indique el número de empleados que se dedicaron a las ventas, vendedores ambulantes, vendedores en camiones y vendedores que trabajan desde sus hogares.

Parte c:

Esta categoría no aplica a compañías de un solo establecimiento. Si su compañía tiene más de un establecimiento, indique el número de empleados que proporcionaron servicios a otros establecimientos de esta compañía.

Parte d:

Indique en la línea b, el número de empleados que participaron en la distribución, clasificación, embalaje y otras actividades similares.

La suma de las líneas a hasta la e debe ser igual a la sección 7a.

### Sección 12. CLASE DE CLIENTE

Parte a:

Incluya ventas a agricultores para la producción agrícola solamente.

Parte b:

Incluya ventas para propósitos de construcción solamente.

Parte c:

Incluya ventas a compradores fuera de Puerto Rico solamente.

Parte h:

Incluya ventas a laboratorios, instituciones, empresas de servicio público, empresas dedicadas a prestar servicios y otros usuarios que normalmente compran mercancía para usarla en el negocio en vez de revenderla.

Parte i:

Incluya las ventas hechas al Gobierno Federal (incluyendo las fuerzas armadas, tiendas militares, la Administración General de Servicios, la Imprenta del Gobierno de los

EE.UU. y otras agencias), al Gobierno del Estado Libre Asociado y a los gobiernos municipales.

## Sección 13. GASTOS DE OPERACION

Incluya:

- Total de la nómina anual indicada en la sección 6a.
- Suplementos sobre sueldos y salarios.
- Pagos de impuestos y permisos para vender licor y tabaco.
- Cargos por depreciación en 1997, incluyendo cargos por depreciación de equipo obtenido a través de un contrato de capital o pago completo o equipo alquilado a otros a través de un contrato de operación.
- Pagos de arriendo y alquiler hechos en 1997, por concepto de equipo alquilado bajo contrato.
- Gastos de publicidad.
- Comisiones pagadas a otros.
- Artículos de oficina, gastos de correo, envío y materiales para empacar.
- Costo del trabajo realizado bajo contrato por otros.
- Otros gastos (tales como, almacenaje, reparaciones, deudas irrecuperables, robos y pérdidas por daño).

No incluya:

- Costo de la mercancía vendida.
- Impuestos sobre ingresos.
- Impuestos sobre ventas y otros impuestos recaudados directamente de clientes y pagados directamente a agencias de impuestos del Estado Libre Asociado o del Gobierno Federal.
- Gastos por el pago de intereses.
- Fondos pagados o retirados por los propietarios y socios de una firma no incorporada.
- Gastos de arriendo por mercancía obtenida a través de un contrato de capital, financiamiento o pago completo.

## Sección 14. VOLUMEN DEL NEGOCIO EN DOLARES

Parte b:

Indique el valor actual de los productos comprados y vendidos por otros, de los que obtuvo honorarios como agencia, corredor o comisionista. Si no puede obtener esta cifra, haga un estimado dividiendo el total de las comisiones recibidas entre el porcentaje a cobrar por las actividades relacionadas con las ventas.

Parte d:

Indique qué porcentaje del total de las ventas (según lo indicó en la sección 5) se debe a los productos extraídos o manufacturados en EE.UU., Puerto Rico o los territorios de EE.UU. por su compañía.

Parte e:

Indique el valor actual de los artículos transferidos (con facturas) a otros establecimientos de esta compañía.

## Sección 15. INVENTARIOS

Indique el valor total de todos los inventarios de este establecimiento al finalizar 1997 en base al costo o al valor actual, usando los métodos de contabilidad que se aceptan generalmente. Las cifras deben ser indicadas como aparecen en los libros de contabilidad. No incluya los inventarios ajenos que administraba este establecimiento.

Para obtener los inventarios sujetos al costo LIFO, utilice la suma de la cantidad LIFO, más la reserva LIFO para llenar la sección 15c.

## Sección 17. LINEAS DE PRODUCTOS

Si existe alguna otra mercancía no listada que haya contribuido el uno por ciento o más del total de las ventas, refiérase a la lista de Líneas de Productos del Comercio al por Mayor en la página 19 del cuestionario. Anote el producto, el código correspondiente y el por ciento del total de las ventas.

Indique en la línea para "Ingresos por servicios prestados y costo de la mano de obra" (Código 9700), los ingresos por concepto de construcción, entrega, instalación, contratos de servicio y actividades misceláneas incluidos en la sección 5.

## ◆ Parte C – COMERCIO AL DETAL

### Sección 19. ESPACIO BAJO TECHO -- Tiendas por Departamento, de Variedad, Supermercados y Farmacias SOLAMENTE.

Incluya:

- Sólo el espacio usado o controlado por este establecimiento.
- Todo el espacio ocupado por este establecimiento en cada piso de edificios de varios pisos.

#### ESPACIO TOTAL:

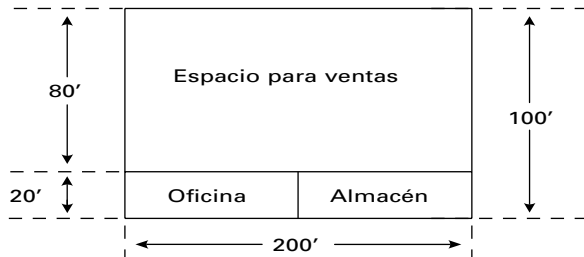
Anote el **total** de pies cuadrados de espacio bajo techo disponible al finalizar 1997. Incluya espacio para almacenamiento general, espacio refrigerado, oficinas, talleres, vidrieras y pasillos de entrada. No incluya espacio fuera del edificio, aunque esté bajo techo.

#### ESPACIO BAJO TECHO UTILIZADO PARA LA VENTA DE MERCANCIA

Anote los pies cuadrados de espacio utilizado para la **venta** de mercancía dentro de la tienda al finalizar 1997. Incluya todas las áreas de la tienda abiertas al público, incluyendo pasillos, elevadores, etc. No incluya vitrinas que den a la calle, pasillos de entrada u otro espacio fuera del edificio.

EJEMPLO — Cómo computar el espacio en pies cuadrados:

- (1) Total del espacio bajo techo es: 200 pies x 100 pies = 20,000 pies cuadrados
- (2) Espacio bajo techo para la venta de mercancía es: 200 pies x 80 pies = 16,000 pies cuadrados



## Sección 23. LINEAS DE MERCANCIA

Indique en la línea para "Ingresos no relacionados con mercancía, recibidos de clientes" (Código 9900), los ingresos recibidos por servicios prestados y por servicios contratados que fueron incluidos en la sección 5.

**NO INCLUYA las ventas de departamentos arrendados o concesiones administradas dentro de este establecimiento por otras compañías.**

## ◆ Parte D – SERVICIOS

No hay instrucciones adicionales para las secciones que aparecen en la Parte D.

## ◆ Parte E – HOTELES, MOTEL Y OTROS LUGARES DE ALOJAMIENTO

No hay instrucciones adicionales para las secciones que aparecen en la Parte E.

## ◆ Parte F – MANUFACTURA

### Sección 32. EMBARQUES Y OTROS INGRESOS

Para la definición del volumen del negocio en dólares, refiérase a las instrucciones para la sección 5.

La suma de las líneas a hasta la d debe ser igual a la sección 5.

### Sección 33. EMPLEO Y HORAS TRABAJADAS

Para la definición de empleo, refiérase a las instrucciones para la sección 7.

Parte a:

Indique el número de trabajadores de producción, hasta el nivel de capataz, que se dedicaron a la elaboración, montaje, envío (pero no entrega), conducir camiones que hacen entregas de hormigón mezclado y otros servicios relacionados.

Parte b:

Indique el resto de los empleados, incluyendo supervisores sobre el nivel de capataz, vendedores (incluyendo conductores que venden mercancía), empleados responsables de entregar la mercancía vendida (conductores de camiones y sus ayudantes), instaladores, oficinista y otro personal técnico profesional.

La suma de las líneas a(1) y b debe ser igual a la sección 7a.

Parte c:

Indique el total de horas trabajadas por trabajadores de producción en la planta. Incluya las horas extras que en realidad se trabajaron y no el equivalente de las mismas con el cual se determina el pago del sobretiempo. No incluya las horas pagadas por vacaciones, días feriados (a menos que en realidad se hayan trabajado) o días por enfermedad.

### Sección 34. NOMINA

Para la definición de nómina, refiérase a las instrucciones para la sección 6. La suma de las líneas a y b debe ser igual a la sección 6a.

### Sección 35. COSTOS ESCOGIDOS

El costo es la cantidad pagada o pagadera después de descuentos, incluyendo gastos de flete y otros cargos incurridos por la adquisición de los materiales o servicios.

Parte a:

No incluya el valor de la electricidad generada por su establecimiento.

Parte b:

No incluya el costo estimado del combustible producido por su establecimiento.

Parte c:

Incluya el costo por empleados que no están en su nómina, pero que han sido contratados a través de otra compañía para desempeñar trabajos específicos relacionados con la producción. No incluya el costo de los materiales usados, que debe ser incluido en la sección 35f.

Parte d:

No incluya el costo de los materiales usados, que debe ser incluido en la sección 35f.

Parte f:

Incluya **UNICAMENTE LOS MATERIALES QUE SE UTILIZARON** en la producción; no incluya los servicios usados ni los gastos generales fijos.

### Sección 36. INVENTARIOS

Indique el valor total de todos los inventarios de este establecimiento al finalizar 1996 y 1997 en base al costo o al valor actual, usando los métodos de contabilidad que se aceptan generalmente. Las cifras deben ser indicadas como aparecen en los libros de contabilidad. **No incluya** los inventarios ajenos que administraba este establecimiento.

Para obtener los inventarios sujetos al costo LIFO, utilice la suma de la cantidad LIFO, más la reserva LIFO para llenar la sección 36c.

### Sección 37. GASTOS DE CAPITAL

Los gastos de capital son todos los gastos incurridos durante 1997 que se pueden cargar a las cuentas de capital fijo y para los cuales se llevan cuentas de depreciación. **No incluya** el costo de mantenimiento y reparación que forma parte de los gastos de operación actuales.

Parte a:

Anote el valor del equipo y edificios comprados, basado en el precio de compra. Para cualquier equipo o estructura transferida para el uso de este establecimiento por su compañía matriz o uno de sus subsidiarios, anote el valor al cual se hizo la transferencia.

**Sección 38. VALOR DE PRODUCTOS EMBARCADOS Y TRABAJO POR CONTRATO REALIZADO SEGUN LA LOCALIZACION DEL CLIENTE**

Indique el destino final de los embarques incluyendo los embarques al extranjero a través de los Estados Unidos. Si se desconoce, indique la localización de la persona a quien se le enviaron o vendieron dichos productos. El valor total de los productos embarcados (la suma de las líneas a hasta la e, columna (2)) debe ser igual a la sección 32a. El valor total del trabajo contratado (la suma de las líneas a hasta la e, columna (3)) debe ser igual a la sección 32b.

◆ **Parte G – CONSTRUCCION**

**Sección 40. TIPO DE ACTIVIDAD**

Parte b:

Indique únicamente las actividades principales para las cuales fue contratado. Los trabajos relacionados con las actividades principales no deben ser indicados por separado.

Incluya los establecimientos que se dedican principalmente a subdividir y desarrollar terrenos para cementerios bajo **otras actividades que no son de construcción.**

**Sección 41. VALOR DEL NEGOCIO EN DOLARES**

Para la definición del valor del negocio en dólares, refiérase a las instrucciones para la sección 5.

Parte a:

Indique los pagos recibidos como auspiciadores de operaciones colectivas y como agentes de los propietarios de trabajos de construcción. También incluya el valor en dólares por la instalación y el costo de los artículos instalados.

Parte b:

Indique los ingresos recibidos del alquiler de equipo y de trabajos (definibles) de arquitectura e ingeniería para otros y los ingresos que cubren el precio de los artículos vendidos, pero que no fueron instalados por este establecimiento.

La suma de las líneas a y b debe ser igual a la sección 5.

**Sección 42. TIPOS DE CONSTRUCCION**

Indique por separado cada tipo de estructura o edificio. Si no es posible, indique el proyecto entero bajo el objetivo principal.

**Sección 43. EMPLEO Y HORAS TRABAJADAS**

Para la definición de empleo, refiérase a las instrucciones para la sección 7.

Parte a:

Indique en las líneas (1) hasta la (4), el número de trabajadores de construcción, hasta el nivel de capataz, incluyendo peones, conductores de camiones y sus ayudantes, operadores de equipo, mecánicos y guardias de seguridad en las líneas (1) a la (4).

Parte b:

Indique el resto de los empleados, incluyendo los responsables de la supervisión sobre el nivel de capataz, personal de oficina, arquitectos, ingenieros, compradores, ejecutivos y otros que desempeñaron actividades que no son de construcción.

La suma de las líneas a(1) y b debe ser igual a la sección 7a.

Parte c:

Indique el total de horas que trabajaron los trabajadores de construcción en el solar. Incluya las horas extras que en realidad se trabajaron y no el equivalente de las mismas con el cual se determina el pago del sobretiempo. No incluya las horas pagadas por vacaciones, días feriados (a menos que en realidad se hayan trabajado) o días por enfermedad.

**Sección 44. NOMINA**

Para la definición de nómina, refiérase a las instrucciones para la sección 6a.

**Sección 46. COSTOS ESCOGIDOS**

El costo es la cantidad pagada o pagadera después de descuentos, incluyendo gastos de flete y otros cargos incurridos por la adquisición de materiales.

Parte d:

Incluya los costos de reparación necesarios para mantener la propiedad y el equipo. No incluya las mejoras que aumentan el valor de la propiedad o que la adaptan para otros usos.

**Sección 49. BIENES, GASTOS DE CAPITAL Y DEPRECIACION**

Los bienes depreciables son las propiedades para las cuales se llevan cuentas de depreciación.

Los gastos son todos los costos incurridos durante 1997 que se pueden cargar a las cuentas de capital fijo y para los cuales se llevan cuentas de depreciación.

Indique el costo original o el valor actual de todos los edificios, equipos y vehículos comprados o adquiridos antes de 1997.

◆ **Parte H – TODOS LOS ESTABLECIMIENTOS**

**Sección 50. PROPIEDAD, CONTROL Y LOCALES DE NEGOCIO**

Parte a:

**MARQUE "SI" si – OTRA** compañía posee más del 50 por ciento de las acciones con derecho a voto, controla la administración y política o tiene autoridad para designar la junta de directores de esta compañía.

**MARQUE "NO" si –**

- Esta compañía tiene una franquicia que le permite usar el nombre de una firma, sin ser propiedad y sin ser administrada por dicha firma.
- Esta compañía administra uno o más departamentos arrendados en un establecimiento ajeno que no posee o controla el departamento o los departamentos.
- Esta compañía está a cargo de la administración de un negocio ajeno.

Parte b:

Indique si esta compañía posee más del 50 por ciento de las acciones con derecho a voto o tiene autoridad para dirigir la administración y política de cualquier compañía subsidiaria y/o afiliada.

Parte c:

Incluya todos los locales de venta y servicio y cualquier otro local, tales como almacenes, oficinas administrativas, etc.

Si MAS DE UN establecimiento fue administrado bajo el EIN:

- Anote primero la localización de la oficina central. Proporcione la dirección de la **ubicación física** para cada local.
- Los datos para los establecimientos administrados durante 1997, pero que no estuvieron activos al finalizar el año, deben combinarse con los datos de la oficina central.
- Las sumas de las ventas y los ingresos, la nómina anual y el empleo deben ser igual a las cantidades indicadas en las secciones 5, 6a y 7a, respectivamente.
- Si los empleados trabajaron en más de un local, indique la nómina anual y el empleo de acuerdo al local donde trabajaron la mayor parte del tiempo.

Se estima que el tiempo promedio que se necesita para completar y enviar este cuestionario es 60 minutos. Este estimado incluye tiempo para leer las instrucciones, reunir y organizar la información, y llenar y revisar el cuestionario. Si desea hacer algún comentario acerca de la exactitud de este estimado de tiempo o si tiene alguna sugerencia sobre cualquier aspecto de esta encuesta, por favor envíenos los mismos al: Associate Director for Administration Comptroller, Attn: Paperwork Reduction Project 0607-0839, Room 3104, Federal Building 3, Bureau of the Census, Washington, DC 20233.

Appendix C.  
Industries Included in the  
1997 Economic Census of  
Puerto Rico—Wholesale  
Trade, Retail Trade, and  
Service Industries

Apéndice C.  
Industrias Incluidas en el Censo  
Económico de Puerto Rico de  
1997—Comercio al Por Mayor,  
Comercio al Por Menor, y las  
Industrias de Servicio

SIC code	Short title	Código de la CIU	Título abreviado
--	<b>WHOLESALE TRADE</b>	--	<b>COMERCIO AL POR MAYOR</b>
50	<b>DURABLE GOODS</b>	50	<b>PRODUCTOS NO PERECEDEROS</b>
501	<b>Motor Vehicles, Parts, and Supplies</b>	501	<b>Vehículos de Motor, Piezas y Efectos</b>
5012	Automobiles and other motor vehicles	5012	Automóviles y otros vehículos de motor
5013	Motor vehicle supplies and new parts	5013	Piezas nuevas y accesorios para vehículos de motor
5014	Tires and tubes	5014	Llantas y cámaras de aire
5015	Motor vehicle parts, used	5015	Piezas usadas para vehículos de motor
502	<b>Furniture and Homefurnishings</b>	502	<b>Muebles y Efectos para el Hogar</b>
5021	Furniture	5021	Muebles
5023	Homefurnishings	5023	Efectos para el hogar
503	<b>Lumber and Construction Materials</b>	503	<b>Madera y Materiales de Construcción</b>
5031	Lumber, plywood, and millwork	5031	Madera, paneles de madera y productos de molinos
5032	Brick, stone, and related materials	5032	Ladrillo, piedra y materiales relacionados
5033	Roofing, siding, and insulation	5033	Tejado, tablas de forro y materiales de insulación
5039	Construction materials, nec	5039	Materiales de construcción no clasificados en otra parte
504	<b>Professional and Commercial Equipment</b>	504	<b>Equipo Profesional y Comercial</b>
5043	Photographic equipment and supplies	5043	Equipo y efectos fotográficos
5044	Office equipment	5044	Equipo de oficina
5045	Computers, peripherals, and software	5045	Computadoras, equipo periférico y programas de computadoras
5046	Commercial equipment, nec	5046	Equipo comercial no clasificado en otra parte
5047	Medical and hospital equipment	5047	Equipo médico y de hospital
5048	Ophthalmic goods	5048	Artículos oftálmicos
5049	Professional equipment, nec	5049	Equipo profesional no clasificado en otra parte
505	<b>Metals and Minerals, Except Petroleum</b>	505	<b>Metales y Minerales, Excepto Petróleo</b>
5051	Metals service centers and offices	5051	Centros de servicio y oficinas para metales
5052	Coal and other minerals and ores	5052	Carbón y otros minerales y minerales metálicos
506	<b>Electrical Goods</b>	506	<b>Efectos Eléctricos</b>
5063	Electrical apparatus and equipment	5063	Aparatos y equipo eléctrico
5064	Electrical appliances, televisions, and radios	5064	Enseres eléctricos, radio y televisores
5065	Electronic parts and equipment	5065	Piezas y equipo electrónico
507	<b>Hardware, Plumbing, and Heating Equipment</b>	507	<b>Artículos de Ferretería, Equipo y Efectos de Plomería y Calefacción</b>
5072	Hardware	5072	Artículos de ferretería
5074	Plumbing and hydronic heating supplies	5074	Equipo y efectos de plomería y calefacción hidrónica
5075	Warm air heating and air-conditioning	5075	Equipo y efectos para calefacción a base de aire caliente y para aire acondicionado
5078	Refrigeration equipment and supplies	5078	Equipo y efectos de refrigeración



SIC code	Short title	Código de la CIU	Título abreviado
<b>50</b>	<b>DURABLE GOODS—Con.</b>	<b>50</b>	<b>PRODUCTOS NO PERECEDEROS—Con.</b>
<b>508</b>	<b>Machinery, Equipment, and Supplies</b>	<b>508</b>	<b>Maquinaria, Equipo y Suministros</b>
5082	Construction and mining machinery	5082	Maquinaria de construcción y minería
5083	Farm and garden machinery	5083	Maquinaria y equipo para la finca y el jardín
5084	Industrial machinery and equipment	5084	Maquinaria y equipo industrial
5085	Industrial supplies	5085	Suministros industriales
5087	Service establishment equipment	5087	Equipo de establecimientos de servicio
5088	Transportation equipment and supplies	5088	Equipo y suministros de transporte
<b>509</b>	<b>Miscellaneous Durable Goods</b>	<b>509</b>	<b>Artículos No Perecederos Misceláneos</b>
5091	Sporting and recreational goods	5091	Efectos y artículos de recreación y deporte
5092	Toys and hobby goods and supplies	5092	Efectos y artículos de pasatiempo y juguetes
5093	Scrap and waste materials	5093	Materiales de sobras y desperdicios
5094	Jewelry and precious stones	5094	Joyas y piedras preciosas
5099	Durable goods, nec	5099	Artículos no perecederos no clasificados en otra parte
<b>51</b>	<b>NONDURABLE GOODS</b>	<b>51</b>	<b>ARTÍCULOS PERECEDEROS</b>
<b>511</b>	<b>Paper and Paper Products</b>	<b>511</b>	<b>Papel y Productos de Papel</b>
5111	Printing and writing paper	5111	Papel para escribir e imprimir
5112	Stationery and office supplies	5112	Papel para correspondencia y artículos de oficina
5113	Industrial and personal service paper	5113	Papel para uso industrial y personal
<b>512</b>	<b>Drugs, Proprietaries, and Sundries</b>	<b>512</b>	<b>Medicinas, Medicinas Patentizadas y Varios Artículos de Farmacia</b>
5122	Drugs, proprietaries, and sundries	5122	Medicinas, medicinas patentizadas y varios artículos de farmacia
<b>513</b>	<b>Apparel, Piece Goods, and Notions</b>	<b>513</b>	<b>Prendas de Vestir, Telas y Novedades</b>
5131	Piece goods and notions	5131	Telas y novedades
5136	Men's and boys' clothing	5136	Ropa para hombres y jovencitos
5137	Women's and children's clothing	5137	Ropa para damas y niños
5139	Footwear	5139	Calzado
<b>514</b>	<b>Groceries and Related Products</b>	<b>514</b>	<b>Comestibles y Productos Relacionados</b>
5141	Groceries, general line	5141	Comestibles, línea general
5142	Packaged frozen foods	5142	Alimentos congelados empacados
5143	Dairy products, except dried or canned	5143	Productos lácteos, excepto secos o enlatados
5144	Poultry and poultry products	5144	Aves y productos derivados
5145	Confectionery	5145	Confitería
5146	Fish and seafoods	5146	Pescados y mariscos
5147	Meats and meat products	5147	Carnes y productos derivados
5148	Fresh fruits and vegetables	5148	Frutas y vegetales frescos
5149	Groceries and related products, nec	5149	Comestibles y productos relacionados no clasificados en otra parte
<b>515</b>	<b>Farm-Product Raw Materials</b>	<b>515</b>	<b>Materias Primas Agrícolas</b>
5153	Grain and field beans	5153	Granos
5154	Livestock	5154	Ganado
5159	Farm-product raw materials, nec	5159	Materias primas agrícolas no clasificadas en otra parte
<b>516</b>	<b>Chemicals and Allied Products</b>	<b>516</b>	<b>Productos Químicos y Productos Análogos</b>
5162	Plastics materials and basic shapes	5162	Materiales plásticos y moldes básicos
5169	Chemicals and allied products, nec	5169	Productos químicos y productos análogos no clasificados en otra parte
<b>517</b>	<b>Petroleum and Petroleum Products</b>	<b>517</b>	<b>Petróleo y Productos de Petróleo</b>
5171	Petroleum bulk stations and terminals	5171	Terminales y depósitos para almacenaje de petróleo
5172	Petroleum products, nec	5172	Productos de petróleo no clasificados en otra parte

SIC code	Short title	Código de la CIU	Título abreviado
<b>51</b>	<b>NONDURABLE GOODS—Con.</b>	<b>51</b>	<b>ARTÍCULOS PERECEDEROS—Con.</b>
<b>518</b>	<b>Beer, Wine, and Distilled Beverages</b>	<b>518</b>	<b>Cerveza, Vino y Bebidas Alcohólicas Destiladas</b>
5181	Beer and ale	5181	Cerveza y cerveza amarga
5182	Wine and distilled beverages	5182	Vinos y bebidas alcohólicas destiladas
<b>519</b>	<b>Miscellaneous Nondurable Goods</b>	<b>519</b>	<b>Artículos Perecederos Misceláneos</b>
5191	Farm supplies	5191	Efectos agrícolas
5192	Books, periodicals, and newspapers	5192	Libros, revistas y periódicos
5193	Flowers and florists' supplies	5193	Flores y efectos de floristería
5194	Tobacco and tobacco products	5194	Tabaco y productos de tabaco
5198	Paints, varnishes, and supplies	5198	Pinturas, barnices y artículos relacionados
5199	Nondurable goods, nec	5199	Artículos perecederos no clasificados en otra parte
- -	<b>RETAIL TRADE</b>	- -	<b>COMERCIO AL POR MENOR</b>
<b>52</b>	<b>BUILDING MATERIALS AND GARDEN SUPPLIES</b>	<b>52</b>	<b>MATERIALES DE CONSTRUCCIÓN Y EFECTOS PARA EL JARDÍN</b>
<b>521</b>	<b>Lumber and Other Building Materials</b>	<b>521</b>	<b>Madera y Otros Materiales de Construcción</b>
5211	Lumber and other building materials	5211	Madera y otros materiales de construcción
<b>523</b>	<b>Paint, Glass, and Wallpaper Stores</b>	<b>523</b>	<b>Tiendas que Venden Pintura, Cristal y Papel para Empapelar Paredes</b>
5231	Paint, glass, and wallpaper stores	5231	Tiendas que venden pintura, cristal y papel para empapelar paredes
<b>525</b>	<b>Hardware Stores</b>	<b>525</b>	<b>Ferreterías</b>
5251	Hardware stores	5251	Ferreterías
<b>526</b>	<b>Retail Nurseries and Garden Stores</b>	<b>526</b>	<b>Viveros de Plantas y Tiendas de Efectos para el Jardín</b>
5261	Retail nurseries and garden stores	5261	Viveros de plantas y tiendas de efectos para el jardín
<b>527</b>	<b>Mobile Home Dealers</b>	<b>527</b>	<b>Comerciantes que se Dedican a la Venta de Casas Móviles</b>
5271	Mobile home dealers	5271	Comerciantes que se dedican a la venta de casas móviles
<b>53</b>	<b>GENERAL MERCHANDISE STORES</b>	<b>53</b>	<b>TIENDAS DE MERCANCÍA GENERAL</b>
<b>531</b>	<b>Department Stores</b>	<b>531</b>	<b>Tiendas por Departamento</b>
5311	Department stores	5311	Tiendas por departamento
<b>533</b>	<b>Variety Stores</b>	<b>533</b>	<b>Tiendas de Variedades</b>
5331	Variety stores	5331	Tiendas de variedades
<b>539</b>	<b>Miscellaneous General Merchandise Stores</b>	<b>539</b>	<b>Otras Tiendas de Mercancía General</b>
5399	Miscellaneous general merchandise stores	5399	Otras tiendas de mercancía general
<b>54</b>	<b>FOOD STORES</b>	<b>54</b>	<b>TIENDAS DE ALIMENTOS</b>
<b>541</b>	<b>Grocery Stores</b>	<b>541</b>	<b>Tiendas de Alimentos</b>
5411 pt.	Grocery stores	5411 pt.	Tiendas de alimentos
5411 pt.	Supermarkets	5411 pt.	Supermercados
5411 pt.	Cash and Carry	5411 pt.	Cash and carry
<b>542</b>	<b>Meat and Fish Markets</b>	<b>542</b>	<b>Mercados de Carne y Pescado</b>
5421	Meat and fish markets	5421	Mercados de carne y pescado
<b>543</b>	<b>Fruit and Vegetable Markets</b>	<b>543</b>	<b>Mercados de Frutas y Vegetales</b>
5431	Fruit and vegetable markets	5431	Mercados de frutas y vegetales
<b>544</b>	<b>Candy, Nut, and Confectionery Stores</b>	<b>544</b>	<b>Tiendas de Dulces, Nueces y Confitería</b>
5441	Candy, nut, and confectionery stores	5441	Tiendas de dulces, nueces y confitería

SIC code	Short title	Código de la CIU	Título abreviado
<b>54</b>	<b>FOOD STORES—Con.</b>	<b>54</b>	<b>TIENDAS DE ALIMENTOS—Con.</b>
<b>545</b>	<b>Dairy Products Stores</b>	<b>545</b>	<b>Tiendas de Productos Lácteos</b>
5451	Dairy products stores	5451	Tiendas de productos lácteos
<b>546</b>	<b>Retail Bakeries</b>	<b>546</b>	<b>Panaderías Detallistas</b>
5461	Retail bakeries	5461	Panaderías detallistas
<b>549</b>	<b>Miscellaneous Food Stores</b>	<b>549</b>	<b>Otras Tiendas de Alimentos</b>
5499	Miscellaneous food stores	5499	Otras tiendas de alimentos
<b>55</b>	<b>AUTOMOTIVE DEALERS AND SERVICE STATIONS</b>	<b>55</b>	<b>AGENCIAS AUTOMOVILÍSTICAS Y ESTACIONES DE GASOLINA</b>
<b>551</b>	<b>New and Used Car Dealers</b>	<b>551</b>	<b>Agencias que Venden Carros Nuevos y Usados</b>
5511	New and used car dealers	5511	Agencias que venden carros nuevos y usados
<b>552</b>	<b>Used Car Dealers</b>	<b>552</b>	<b>Agencias que Venden Carros Usados</b>
5521	Used car dealers	5521	Agencias que venden carros usados
<b>553</b>	<b>Auto and Home Supply Stores</b>	<b>553</b>	<b>Tiendas de Efectos para Automóviles y para el Hogar</b>
5531	Auto and home supply stores	5531	Tiendas de efectos para automóviles y para el hogar
<b>554</b>	<b>Gasoline Service Stations</b>	<b>554</b>	<b>Estaciones de Gasolina</b>
5541	Gasoline service stations	5541	Estaciones de gasolina
<b>555</b>	<b>Boat Dealers</b>	<b>555</b>	<b>Agencias que Venden Botes</b>
5551	Boat dealers	5551	Agencias que venden botes
<b>556</b>	<b>Recreational Vehicle Dealers</b>	<b>556</b>	<b>Agencias de Vehículos de Recreación</b>
5561	Recreational vehicle dealers	5561	Agencias de vehículos de recreación
<b>557</b>	<b>Motorcycle Dealers</b>	<b>557</b>	<b>Agencias de Motocicletas</b>
5571	Motorcycle dealers	5571	Agencias que venden motocicletas
<b>559</b>	<b>Automotive Dealers, NEC</b>	<b>559</b>	<b>Agencias que Venden Automóviles, No Clasificados en Otra Parte</b>
5599	Automotive dealers, nec	5599	Agencias que venden automóviles, no clasificados en otra parte
<b>56</b>	<b>APPAREL AND ACCESSORY STORES</b>	<b>56</b>	<b>TIENDAS DE ROPA Y ACCESORIOS</b>
<b>561</b>	<b>Men's and Boys' Clothing Stores</b>	<b>561</b>	<b>Tiendas de Ropa para Jóvenes y Caballeros</b>
5611	Men's and boys' clothing stores	5611	Tiendas de ropa para jóvenes y caballeros
<b>562</b>	<b>Women's Clothing Stores</b>	<b>562</b>	<b>Tiendas de Ropa para Damas</b>
5621	Women's clothing stores	5621	Tiendas de ropa para damas
<b>563</b>	<b>Women's Accessory and Specialty Stores</b>	<b>563</b>	<b>Tiendas de Accesorios y Artículos Especiales para Damas</b>
5632	Women's accessory and specialty stores	5632	Tiendas de accesorios y artículos especiales para damas
<b>564</b>	<b>Children's and Infants' Wear Stores</b>	<b>564</b>	<b>Tiendas de Ropa para Niños</b>
5641	Children's and infants' wear stores	5641	Tiendas de ropa para niños
<b>565</b>	<b>Family Clothing Stores</b>	<b>565</b>	<b>Tiendas de Ropa para la Familia</b>
5651	Family clothing stores	5651	Tiendas de ropa para la familia
<b>566</b>	<b>Shoe Stores</b>	<b>566</b>	<b>Tiendas de Calzado</b>
5661	Shoe stores	5661	Tiendas de calzado
<b>569</b>	<b>Miscellaneous Apparel and Accessory Stores</b>	<b>569</b>	<b>Otras Tiendas de Ropa y Accesorios</b>
5699	Miscellaneous apparel and accessory stores	5699	Otras tiendas de ropa y accesorios

SIC code	Short title	Código de la CIU	Título abreviado
<b>57</b>	<b>FURNITURE AND HOMEFURNISHINGS STORES</b>	<b>57</b>	<b>TIENDAS DE MUEBLES, EFECTOS Y EQUIPO PARA EL HOGAR</b>
<b>571</b>	<b>Furniture and Homefurnishings Stores</b>	<b>571</b>	<b>Tiendas de Muebles, Efectos y Equipo para el Hogar</b>
5712	Furniture stores	5712	Mueblerías
5713	Floor covering stores	5713	Tiendas de cubiertas para pisos
5714	Drapery and upholstery stores	5714	Tiendas de cortinas y tapicería
5719	Miscellaneous homefurnishings stores	5719	Otras tiendas de efectos para el hogar
<b>572</b>	<b>Household Appliance Stores</b>	<b>572</b>	<b>Tiendas de Enseres para el Hogar</b>
5722	Household appliance stores	5722	Tiendas de enseres para el hogar
<b>573</b>	<b>Radio, Television, and Computer Stores</b>	<b>573</b>	<b>Tiendas de Radios, Televisores y Computadoras</b>
5731	Radio, television, and electronic stores	5731	Tiendas de radios, televisores y enseres eléctricos
5734	Computer and software stores	5734	Tiendas de computadoras y programas de computadora
5735	Record and prerecorded tape stores	5735	Tiendas de discos y cintas magnetofónicas pregrabadas
5736	Musical instrument stores	5736	Tiendas de instrumentos musicales
<b>58</b>	<b>EATING AND DRINKING PLACES</b>	<b>58</b>	<b>LUGARES DONDE SE VENDE COMIDA Y BEBIDA</b>
<b>581</b>	<b>Eating and Drinking Places</b>	<b>581</b>	<b>Lugares Donde Se Vende Comida y Bebida</b>
5812	Eating places	5812	Lugares donde se vende comida
5812 pt.	Cafeteria	5812 pt.	Cafetería
5812 pt.	Restaurant	5812 pt.	Restaurante
5812 pt.	Refreshment	5812 pt.	Lugar de refrigerio
5812 pt.	Fast food	5812 pt.	Restaurante "Fast Food"
5812 pt.	Other eating places	5812 pt.	Otro lugar para comer
5813	Drinking places	5813	Lugares donde se vende bebida
<b>59</b>	<b>MISCELLANEOUS RETAIL</b>	<b>59</b>	<b>OTRAS TIENDAS DE COMERCIO AL POR MENOR</b>
<b>591</b>	<b>Drug Stores and Proprietary Stores</b>	<b>591</b>	<b>Farmacias y Tiendas Que Venden Medicinas y Medicinas Especiales Patentizadas</b>
5912	Drug stores and proprietary stores	5912	Farmacias y tiendas que venden medicinas y medicinas especiales patentizadas
<b>592</b>	<b>Liquor Stores</b>	<b>592</b>	<b>Licorerías</b>
5921	Liquor stores	5921	Licorerías
<b>593</b>	<b>Used Merchandise Stores</b>	<b>593</b>	<b>Tiendas de Mercancía Usada</b>
5932	Used merchandise stores	5932	Tiendas de mercancía usada
<b>594</b>	<b>Miscellaneous Shopping Goods Stores</b>	<b>594</b>	<b>Tiendas que Venden Mercancía Miscelánea</b>
5941	Sporting goods and bicycle shops	5941	Tiendas de efectos deportivos y bicicletas
5942	Book stores	5942	Librerías
5943	Stationery stores	5943	Tiendas que venden papel y otros materiales de correspondencia
5944	Jewelry stores	5944	Joyerías
5945	Hobby, toy, and game shops	5945	Tiendas de juguetes, juegos y pasatiempo
5946	Camera and photographic supply stores	5946	Tiendas de cámaras y efectos fotográficos
5947	Gift, novelty, and souvenir shops	5947	Tiendas de regalos, novedades y "souvenirs"
5948	Luggage and leather goods stores	5948	Tiendas que venden maletas y artículos de cuero
5949	Sewing, needlework, and piece goods	5949	Tiendas de telas y artículos de costura

SIC code	Short title	Código de la CIU	Título abreviado
<b>59</b>	<b>MISCELLANEOUS RETAIL—Con.</b>	<b>59</b>	<b>OTRAS TIENDAS DE COMERCIO AL POR MENOR—Con.</b>
<b>596</b>	<b>Nonstore Retailers</b>	<b>596</b>	<b>Vendedores de Mercancía que no se Vende en Establecimientos</b>
5961	Catalog and mail-order houses	5961	Casas que venden mercancía por correo y por catálogo
5962	Merchandising machine operators	5962	Administradores de distribuidores automáticos de mercancía
5963	Direct selling establishments	5963	Establecimientos que venden mercancía directamente al cliente
<b>598</b>	<b>Fuel Dealers</b>	<b>598</b>	<b>Distribuidores de Combustible</b>
5983	Fuel oil dealers	5983	Distribuidores de aceite combustible
5984	Liquefied petroleum gas dealers	5984	Distribuidores de gas líquido
5989	Fuel dealers, nec	5989	Distribuidores de combustible no clasificados en otra parte
<b>599</b>	<b>Retail Stores, NEC</b>	<b>599</b>	<b>Tiendas de Comercio al por Menor no Clasificadas en Otra Parte</b>
5992	Florists	5992	Floristerías
5993	Tobacco stores and stands	5993	Puestos y tiendas de tabaco
5994	News dealers and newsstands	5994	Agencias y puestos de revistas y periódicos
5995	Optical goods stores	5995	Tiendas que venden artículos ópticos
5999	Miscellaneous retail stores, nec	5999	Otras tiendas de comercio al por menor, no clasificadas en otra parte
--	<b>SERVICES INDUSTRIES</b>	--	<b>INDUSTRIAS DE SERVICIOS</b>
<b>47</b>	<b>TRANSPORTATION SERVICES</b>	<b>47</b>	<b>SERVICIOS DE TRANSPORTACIÓN</b>
<b>472</b>	<b>Passenger Transportation Arrangement</b>	<b>472</b>	<b>Tramitación del Transporte de Pasajeros</b>
4724	Travel agencies	4724	Agencias de viajes
4725	Tour operators	4725	Guías turísticos
4729	Passenger transport arrangement, nec	4729	Arreglo de transportación de pasajeros no clasificado en otra parte
<b>70</b>	<b>HOTELS AND OTHER LODGING PLACES</b>	<b>70</b>	<b>HOTELES Y OTROS LUGARES DE ALOJAMIENTO</b>
<b>701</b>	<b>Hotels and Motels</b>	<b>701</b>	<b>Hoteles y Moteles</b>
7011	Hotels and motels	7011	Hoteles y moteles
7011 pt.	Hotels	7011 pt.	Hoteles
7011 pt.	Hotels, 100 guest rooms or more	7011 pt.	Hoteles, de 100 habitaciones o más
7011 pt.	Hotels, 25 to 99 guest rooms	7011 pt.	Hoteles, de 25 a 99 habitaciones
7011 pt.	Hotels, less than 25 guest rooms	7011 pt.	Hoteles, menos de 25 habitaciones
7011 pt.	Motels and guest houses	7011 pt.	Moteles y casas de hospedaje para turistas
7011 pt.	Tourist villas and paradores	7011 pt.	Villas para turistas y paradores
<b>703</b>	<b>Camps and Recreational Vehicle Parks</b>	<b>703</b>	<b>Campamentos y Parques para Vehículos de Recreación</b>
7032	Sporting and recreational camps	7032	Campamentos de recreación y deportes
7033	Trailer parks and campsites	7033	Parques para remolques y sitios donde acampar
<b>72</b>	<b>PERSONAL SERVICES</b>	<b>72</b>	<b>SERVICIOS PERSONALES</b>
<b>721</b>	<b>Laundry, Cleaning, and Garment Services</b>	<b>721</b>	<b>Servicios de Lavandería, Lavado en Seco y de Ropa</b>
7211	Power laundries, family and commercial	7211	Lavanderías automáticas para uso familiar y comercial
7212	Garment pressing and cleaners' agents	7212	Plantas para planchado de ropa y lavado en seco
7213	Linen supply	7213	Suministro de sábanas

SIC code	Short title	Código de la CIU	Título abreviado
<b>72</b> <b>721</b>	<b>PERSONAL SERVICES–Con.</b> <b>Laundry, Cleaning, and Garment Services–Con.</b>	<b>72</b> <b>721</b>	<b>SERVICIOS PERSONALES–Con.</b> <b>Servicios de Lavandería, Lavado en Seco y de Ropa–Con.</b>
7215	Coin-operated laundries and cleaning	7215	Lavanderías con máquinas de lavar y lavado en seco activadas por monedas
7216	Drycleaning plants, except rug	7216	Plantas de lavado en seco, excepto lavado de alfombras
7217	Carpet and upholstery cleaning	7217	Lavado de alfombras y muebles
7218	Industrial launderers	7218	Lavandería industrial
7219	Laundry and garment services, nec	7219	Servicio de lavandería y ropa, no clasificados en otra parte
<b>722</b> 7221	<b>Photographic Studios, Portrait</b> Photographic studios, portrait	<b>722</b> 7221	<b>Estudios Fotográficos, Retratos</b> Estudios fotográficos, retratos
<b>723</b> 7231	<b>Beauty Shops</b> Beauty shops	<b>723</b> 7231	<b>Salones de Belleza</b> Salones de belleza
<b>724</b> 7241	<b>Barber Shops</b> Barber shops	<b>724</b> 7241	<b>Barberías</b> Barberías
<b>725</b> 7251	<b>Shoe Repair and Shoeshine Parlors</b> Shoe Repair and shoeshine parlors	<b>725</b> 7251	<b>Talleres que Arreglan y Brillan Zapatos</b> Talleres que arreglan y brillan zapatos
<b>726</b> 7261	<b>Funeral Service and Crematories</b> Funeral service and crematories	<b>726</b> 7261	<b>Servicios Fúnebres y Crematorios</b> Servicios fúnebres y crematorios
<b>729</b> 7291	<b>Miscellaneous Personal Services</b> Tax return preparation services	<b>729</b> 7291	<b>Servicios Personales Misceláneos</b> Servicios de preparación de planillas de contribución sobre ingresos
7299	Miscellaneous personal services, nec	7299	Servicios personales misceláneos no clasificados en otra parte
<b>73</b>	<b>BUSINESS SERVICES</b>	<b>73</b>	<b>SERVICIOS COMERCIALES</b>
<b>731</b> 7311 7312 7313 7319	<b>Advertising</b> Advertising agencies Outdoor advertising services Radio, television, publisher representatives Advertising, nec	<b>731</b> 7311 7312 7313 7319	<b>Servicios de Publicidad</b> Agencias de publicidad Servicios de publicidad al aire libre Agentes de publicidad para radio y televisión Servicios de publicidad, no clasificados en otra parte
<b>732</b> 7322 7323	<b>Credit Reporting and Collection</b> Adjustment and collection services Credit reporting services	<b>732</b> 7322 7323	<b>Agencias que Proveen Información sobre el Crédito de los Consumidores y Agencias que Ajustan y Cobran Deudas</b> Servicios y ajustes de cobros de deudas Servicios que proveen información sobre créditos
<b>733</b> 7331 7334 7335 7336 7338	<b>Mailing, Reproduction, Stenographic</b> Direct mail advertising services Photocopying and duplicating services Commercial photography Commercial art and graphic design Secretarial and court reporting	<b>733</b> 7331 7334 7335 7336 7338	<b>Servicios de Envío por Correo, Reproducción y Estenográficos</b> Servicios publicitarios por correo Servicios de fotocopia y reproducción Fotografía comercial Diseño gráfico y arte comercial Servicios secretariales y de reportaje para las cortes
<b>734</b> 7342 7349	<b>Services to Buildings</b> Disinfecting and pest control services Building maintenance services, nec	<b>734</b> 7342 7349	<b>Servicios a Edificios</b> Servicios de desinfección y fumigación Servicios de mantenimiento de edificios, no clasificados en otra parte

SIC code	Short title	Código de la CIU	Título abreviado
<b>73</b>	<b>BUSINESS SERVICES—Con.</b>	<b>73</b>	<b>SERVICIOS COMERCIALES—Con.</b>
<b>735</b>	<b>Miscellaneous Equipment Rental and Leasing</b>	<b>735</b>	<b>Alquiler y Arrendamiento de Equipo Misceláneo</b>
7352	Medical equipment rental	7352	Alquiler o arrendamiento de equipo médico
7353	Heavy construction equipment rental	7353	Alquiler o arrendamiento de equipo pesado de construcción
7359	Equipment rental and leasing, nec	7359	Alquiler y arrendamiento de equipo no clasificado en otra parte
<b>736</b>	<b>Personnel Supply Services</b>	<b>736</b>	<b>Agencias de Suministro de Personal</b>
7361	Employment agencies	7361	Agencias de empleo
7363	Help supply services	7363	Servicios de suministro de ayuda personal
<b>737</b>	<b>Computer and Data Processing Services</b>	<b>737</b>	<b>Servicios de Computación y Procesamiento de Datos</b>
7371	Computer programming services	7371	Servicios de programación de computadoras
7372	Prepackaged software	7372	Programas de computadora pre-empaquetados
7373	Computer integrated systems design	7373	Diseños de sistemas integrados de computadora
7374	Data processing and preparation	7374	Servicio de preparación y procesamiento de datos
7375	Information retrieval services	7375	Servicio de recuperación de información
7376	Computer facilities management	7376	Servicios de administración de equipos de computadora
7377	Computer rental and leasing	7377	Alquiler y arrendamiento de computadoras
7378	Computer maintenance and repair	7378	Mantenimiento y reparación de computadoras
7379	Computer related services, nec	7379	Servicios relacionados de computadoras, no clasificados en otra parte
<b>738</b>	<b>Miscellaneous Business Services</b>	<b>738</b>	<b>Servicios Comerciales Misceláneos</b>
7381	Detective and armored car services	7381	Servicios de detectives y carros blindados
7382	Security systems services	7382	Servicios de sistemas de seguridad
7383	News syndicates	7383	Sindicato de noticias
7384	Photofinishing laboratories	7384	Laboratorios para revelados de fotografías
7389	Business services, nec	7389	Servicios comerciales no clasificados en otra parte
<b>75</b>	<b>AUTO REPAIR, SERVICES, AND PARKING</b>	<b>75</b>	<b>ESTACIONAMIENTOS DE SERVICIO Y REPARACIÓN DE AUTOMÓVILES</b>
<b>751</b>	<b>Automotive Rentals, No Drivers</b>	<b>751</b>	<b>Alquiler de Automóviles, sin Conductores</b>
7513	Truck rental and leasing, no drivers	7513	Alquiler y arrendamiento de camiones, sin conductores
7514	Passenger car rental	7514	Alquiler de automóviles para pasajeros
7515	Passenger car leasing	7515	Arrendamiento de automóviles para pasajeros
7519	Utility trailer rental	7519	Alquiler de remolques de carga
<b>752</b>	<b>Automobile Parking</b>	<b>752</b>	<b>Estacionamiento de Automóviles</b>
7521	Automobile parking	7521	Estacionamiento de automóviles
<b>753</b>	<b>Automotive Repair Shops</b>	<b>753</b>	<b>Talleres de Reparación de Automóviles</b>
7532	Top and body repair and paint shops	7532	Talleres de reparación de capota y carrocería
7533	Auto exhaust system repair shops	7533	Talleres de reparación de sistema de escape de automóviles
7534	Tire retreading and repair shops	7534	Talleres de reparación y recauchamiento de llantas
7536	Automotive glass replacement shops	7536	Talleres de reemplazo de vidrios de automóviles
7537	Automotive transmission repair shops	7537	Talleres de reparación de transmisiones de automóviles
7538	General automotive repair shops	7538	Talleres de reparación general de automóviles
7539	Automotive repair shops, nec	7539	Talleres de reparación de automóviles, no clasificados en otra parte

SIC code	Short title	Código de la CIU	Título abreviado
<b>75</b>	<b>AUTO REPAIR, SERVICES, AND PARKING—Con.</b>	<b>75</b>	<b>ESTACIONAMIENTOS DE SERVICIO Y REPARACIÓN DE AUTOMÓVILES—Con.</b>
<b>754</b>	<b>Automotive Services, Except Repair</b>	<b>754</b>	<b>Servicios Automotrices, Excepto Reparaciones</b>
7542	Carwashes	7542	Lavado de automóviles
7549	Automotive services, nec	7549	Servicios automotrices, no clasificados en otra parte
<b>76</b>	<b>MISCELLANEOUS REPAIR SERVICES</b>	<b>76</b>	<b>SERVICIOS MISCELÁNEOS DE REPARACIÓN</b>
<b>762</b>	<b>Electrical Repair Shops</b>	<b>762</b>	<b>Talleres de Reparación de Equipo Eléctrico</b>
7622	Radio and television repair	7622	Talleres de reparación de radios y televisores
7623	Refrigeration service and repair	7623	Talleres de reparación de refrigeradores y aire acondicionado
7629	Electrical repair shops, nec	7629	Talleres de reparación de equipo eléctrico, no clasificados en otra parte
<b>763</b>	<b>Watch, Clock, and Jewelry Repair</b>	<b>763</b>	<b>Reparación de Relojes y Joyas</b>
7631	Watch, clock, and jewelry repair	7631	Reparación de relojes y joyas
<b>764</b>	<b>Reupholstery and Furniture Repair</b>	<b>764</b>	<b>Reparación y Tapizado de Muebles</b>
7641	Reupholstery and furniture repair	7641	Reparación y tapizado de muebles
<b>769</b>	<b>Miscellaneous Repair Shops</b>	<b>769</b>	<b>Servicios Misceláneos de Reparación</b>
7692	Welding repair	7692	Talleres de soldadura
7694	Armature rewinding shops	7694	Talleres para el devanado del inducido
7699	Repair services, nec	7699	Talleres de reparación no clasificados en otra parte
<b>78</b>	<b>MOTION PICTURES</b>	<b>78</b>	<b>PELÍCULAS CINEMATOGRAFICAS</b>
<b>781</b>	<b>Motion Picture Production and Services</b>	<b>781</b>	<b>Producción y Distribución de Películas Cinematográficas y Servicios Relacionados</b>
7812	Motion picture and video production	7812	Producción de películas cinematográficas y cintas de video
7819	Services allied to motion pictures	7819	Servicios afines a la producción de películas
<b>782</b>	<b>Motion Picture Distribution and Services</b>	<b>782</b>	<b>Servicios de Producción y Distribución de Películas Cinematográficas</b>
7822	Motion picture and tape distribution	7822	Distribución de películas cinematográficas y cintas de videos
7829	Motion picture distribution services	7829	Servicios de distribución de películas cinematográficas
<b>783</b>	<b>Motion Picture Theatres</b>	<b>783</b>	<b>Teatros de Cine</b>
7832	Motion picture theatres, except drive-in	7832	Teatros de cine, exceptuando los cines al aire libre
7833	Drive-in motion picture theatres	7833	Cines al aire libre
<b>784</b>	<b>Video Tape Rental</b>	<b>784</b>	<b>Alquiler de Cintas de Video</b>
7841	Video tape rental	7841	Alquiler de cintas de video
<b>79</b>	<b>AMUSEMENT AND RECREATION SERVICES</b>	<b>79</b>	<b>SERVICIOS DE RECREO Y DIVERSIÓN</b>
<b>791</b>	<b>Dance Studios, Schools, and Halls</b>	<b>791</b>	<b>Salones de Baile, Estudios y Academias</b>
7911	Dance studios, schools, and halls	7911	Salones de baile, estudios y academias
<b>792</b>	<b>Producers, Orchestras, Entertainers</b>	<b>792</b>	<b>Productores de Teatro, Bandas, Orquestas y Artistas</b>
7922	Theatrical producers and services	7922	Productores de teatros y servicios relacionados
7929	Entertainers and entertainment groups	7929	Artistas y grupos de artistas
<b>793</b>	<b>Bowling Centers</b>	<b>793</b>	<b>Boleras</b>
7933	Bowling centers	7933	Boleras



SIC code	Short title	Código de la CIU	Título abreviado
<b>79</b>	<b>AMUSEMENT AND RECREATION SERVICES—Con.</b>	<b>79</b>	<b>SERVICIOS DE RECREO Y DIVERSIÓN—Con.</b>
<b>794</b>	<b>Commercial Sports</b>	<b>794</b>	<b>Deportes Comerciales</b>
7941	Sports clubs, managers, and promoters	7941	Clubes, de deportes profesionales y promotores
7948	Racing, including track operation	7948	Carreras, incluyendo negocios que operan pistas
<b>799</b>	<b>Miscellaneous Amusement, Recreation Services</b>	<b>799</b>	<b>Servicios Misceláneos de Recreo y Entretenimiento</b>
7991	Physical fitness facilities	7991	Facilidades de mantenimiento
7992	Public golf courses	7992	Campos de golf públicos
7993	Coin-operated amusement devices	7993	Aparatos de entretenimiento activados por monedas
7996	Amusement parks	7996	Parques de diversiones
7997	Membership sports and recreation clubs	7997	Clubes de recreación y deportes para miembros
7999	Amusement and recreation, nec	7999	Servicios de recreo y entretenimiento, no clasificados en otra parte
7999 pt.	Cockfight arenas	7999 pt.	Galleras
7999 pt.	Other amusement and recreation, nec	7999 pt.	Otros servicios de recreo y entretenimiento, no clasificados en otra parte.
<b>8072</b>	<b>DENTAL LABORATORIES</b>	<b>8072</b>	<b>LABORATORIOS DENTALES</b>
<b>81</b>	<b>LEGAL SERVICES</b>	<b>81</b>	<b>SERVICIOS LEGALES</b>
8111	Legal services	8111	Servicios legales
<b>84</b>	<b>MUSEUMS, BOTANICAL, ZOOLOGICAL GARDENS</b>	<b>84</b>	<b>MUSEOS, JARDINES BOTÁNICOS, Y ZOOLOGICOS</b>
<b>841</b>	<b>Museums and Art Galleries</b>	<b>841</b>	<b>Museos y Galerías de Arte</b>
8412	Museums and art galleries	8412	Museos y galerías de arte
<b>842</b>	<b>Botanical and Zoological Gardens</b>	<b>842</b>	<b>Jardines Botánicos y Zoológicos</b>
8422	Botanical and zoological gardens	8422	Jardines botánicos y zoológicos
<b>871</b>	<b>ENGINEERING AND ARCHITECTURAL SERVICES</b>	<b>871</b>	<b>SERVICIOS DE INGENIERÍA Y ARQUITECTURA</b>
8711	Engineering services	8711	Servicios de ingeniería
8712	Architectural services	8712	Servicios de arquitectura
8713	Surveying services	8713	Servicios de agrimensura
8731	Commercial physical research	8731	Investigación física comercial
8732	Commercial nonphysical research	8732	Investigación comercial que no sea física
8734	Testing laboratories	8734	Laboratorios de experimentos
<b>874</b>	<b>Management and Public Relations</b>	<b>874</b>	<b>Servicios de Relaciones Públicas y de Administración</b>
8741	Management services	8741	Servicios de administración
8742	Management consulting services	8742	Servicios de consulta de administración
8743	Public relations services	8743	Servicios de relaciones públicas
8744	Facilities support services	8744	Servicios de apoyo
8748	Business consulting, nec	8748	Negocios de consultoría que no se clasifican en otra parte

# Publication Program

---

## 1997 ECONOMIC CENSUS OF OUTLYING AREAS

Publications of the 1997 Economic Census of Outlying Areas containing data on construction, manufacturing, retail trade, wholesale trade, and service establishments are described below.

### Printed Reports

#### Puerto Rico-4 reports (OA97E-1 to -4)

*Retail Trade, Wholesale Trade, and Service Industries*

**Geographic Area Statistics (OA97E-1).** The area report presents data for the wholesale and retail trades and service industries. It includes varied kind-of-business detail on number of establishments, sales or receipts, payroll, employment, proprietors and partners working, and legal form of organization. Data are presented for Puerto Rico, commercial regions, and municipios. Retail trade data include total and selling floor space, franchise holders, and class of customer for selected kinds of business. Wholesale trade data on inventories, operating expenses, class of customer, and employment by principal activity are presented by kind of business. Data for hotels and motels by type of receipts and number of rooms are published for service industries.

*Retail Trade and Wholesale Trade*

**Subject Statistics (OA97E-2).** The subject report presents commodity and merchandise line sales data for retail and wholesale trades by kind of business for Puerto Rico.

*Construction Industries*

**Construction Industries (OA97E-3).** This report presents summary, industry, and geographic area statistics. The industry chapter presents 1997 data for industries on the number of construction establishments; value of construction work; employment; proprietors and partners working; payroll; hours worked; payments to subcontractors; payments for materials, components, and supplies; payments for power, fuels, and lubricants; payments for selected purchased services; payments for rental of machinery, equipment, and structures; value added; and

capital expenditures during the year. Selected data are shown for selected industries by geographic location of establishments and by legal form of organization. Data are also provided for establishments by employment size.

*Manufacturing*

**Manufacturing (OA97E-4).** This report includes data on the number of establishments, employment, proprietors and partners working, payroll, value of shipments, value added by manufactures, class of customer, inventories, costs of materials, capital expenditures, and country of destination. Statistics are shown by industry and geographic area.

#### Virgin Islands of the United States-1 report (OA97E-5)

This report presents data by kind of business for construction industries, manufactures, retail trade, wholesale trade, and service industries. In addition to data for the Virgin Islands as a whole, data are presented for St. Thomas and St. John (combined to prevent disclosure problems), St. Croix, and the towns of Charlotte Amalie, Christiansted, and Frederiksted.

#### Guam-1 report (OA97E-6)

This report presents data by kind of business for construction industries, manufactures, retail trade, wholesale trade, and service industries. Tables present data for Guam and its election districts.

#### Northern Mariana Islands-1 report (OA97E-7)

This report presents data by kind of business for construction industries, manufactures, retail trade, wholesale trade, and service industries. Tables present data for the Northern Mariana Islands and the four municipalities.

## ELECTRONIC MEDIA

All results of the 1997 Economic Census will be available on the Census Bureau Internet site ([www.census.gov](http://www.census.gov)) and on compact discs (CD-ROM) for sale by the Census Bureau. For more information, including a description of electronic and printed reports being issued, see the Internet site, or write to U.S. Census Bureau, Washington DC 20233-8300, or call Customer Services at 301-457-4100.



Puerto Rico

1997

Issued March 2001

OA97E-2

**1997 Economic Census of Outlying Areas**

*Wholesale Trade, Retail Trade*


Subject Statistics



**U S C E N S U S B U R E A U**

*Helping You Make Informed Decisions*

U.S. Department of Commerce  
Economics and Statistics Administration  
U.S. CENSUS BUREAU



## ACKNOWLEDGMENTS

Many persons participated in the various activities of the 1997 Economic Census of Outlying Areas, Puerto Rico. The Economic Planning and Coordination Division, **Lawrence A. Blum**, Assistant Chief for Collection Activities assisted by **B.J. Fitzpatrick**, Chief, Mailout and Data Capture Branch, was responsible for developing the systems and procedures for mailout, receipts, and data capture.

**Shirin A. Ahmed**, Assistant Chief for Post-Collection Processing, was responsible for edit procedures and designing the interactive analytical software. Design and specifications were prepared under the supervision of **Dennis L. Shoemaker**, Chief, Census Processing Branch, assisted by **John D. Ward**. Primary staff assistance was provided by **Sonya P. Curcio**, **Richard W. Graham**, and **Cheryl E. Merkle**. The Economic Product Team, with primary contributions from **Andrew W. Hait** assisted by **Robert A. Swartz** was responsible for the development of the system to disseminate 1997 Economic Census reports.

Company Statistics Division prepared this report. **Ruth A. Runyan**, Assistant Chief for Surveys and Programs was responsible for the overall planning, management, and coordination. Planning and implementation were under the direction of **Eddie J. Salyers**, Chief, Economic Census Branch, assisted by **Irma F. Harahush** and **Aida Margarita Sole**, Section Chiefs. Primary staff assistance was provided by **Lillyana J. Najafzadeh**, **Victor X. Souphom**, and **James W. McFarland**. **Trey Cole** provided special programming assistance.

Mathematical and statistical techniques were provided by **Ruth E. Detlefsen**, Assistant Chief for Research and Methods, assisted by **Carol V. Caldell**, Chief, Statistical Research and Methods Branch. **Amy M. Newman-Smith** provided primary staff assistance.

The staff of the National Processing Center, **Judith N. Petty**, Chief, assisted by **Mark T. Grice**, Assistant Chief for Processing, performed mailout preparation,

receipt operations, and clerical and analytical review activities. Preparations and planning were under the direction of **Matthew P. Aulbach**, Chief, Census Operations Branch, assisted by **Denise D. Anderson** and **Grant G. Goodwin**, Section Chiefs. Additional assistance was provided by **Teresa A. Branstetter**, **Remona F. Gilbert**, and **Arthur B. Stewart**.

The Economic Statistical Methods and Programming Division, **Charles P. Pautler Jr.**, Chief, assisted by **Martin S. Harahush**, Assistant Chief for Quinquennial Programs, developed and implemented computer processing systems. **Robert S. Jewett**, and **Barbara L. Lambert** assisted by **Lisa R. Draper** provided special computer processing. **William C. Wester**, Chief, Services Branch, assisted by **David H. Hiller**, **Dennis P. Kelly**, and **Jeffrey S. Rosen**, supervised the preparation of computer programs. Additional programming assistance was provided by **Donell D. Barnes**, **Gilbert J. Flodine**, **Michael J. Ocasio**, and **Sarah J. Presley**.

The International Programs Center, **Peter O. Way**, Chief, assisted by **Robert D. Bush**, Chief, Training and Technical Assistance Branch, supervised the preparation of computer programs. **Michael T. Stroot** provided special computer processing.

**Kim D. Ottenstein**, **Bernadette J. Gayle**, **Crystal M. Pate**, and **Laurene V. Qualls** of the Administrative and Customer Services Division, **Walter C. Odom**, Chief, provided publications and printing management, graphics design and composition, and editorial review for print and electronic media. General direction and production management were provided by **Michael G. Garland**, Assistant Chief, and **Gary J. Lauffer**, Chief, Publications Services Branch.

Special acknowledgment is also due the many businesses whose cooperation has contributed to the publication of these data.

---

Puerto Rico

1997

Issued March 2001

OA97E-2

**1997 Economic Census of Outlying Areas**

*Wholesale Trade, Retail Trade*

Subject Statistics



**U.S. Department of Commerce**  
**Donald L. Evans,**  
Secretary

**Economics  
and Statistics  
Administration**  
**J. Lee Price,**  
Acting Under Secretary for  
Economic Affairs

**U.S. CENSUS BUREAU**  
**William G. Barron, Jr.,**  
Acting Director

---



**Economics  
and Statistics  
Administration**

**J. Lee Price,**  
Acting Under Secretary  
for Economic Affairs



**U.S. CENSUS BUREAU**

**William G. Barron, Jr.,**  
Acting Director

**William G. Barron, Jr.,**  
Deputy Director

**Paula J. Schneider,**  
Principal Associate Director  
for Programs

**Frederick T. Knickerbocker,**  
Associate Director  
for Economic Programs

**Thomas L. Mesenbourg,**  
Assistant Director  
for Economic Programs

**Ewen M. Wilson,**  
Chief, Company Statistics  
Division

## CONTENTS

---

Introduction .....	1
TABLES	
Wholesale Trade	
1. Commodity Lines by Kind of Business: 1997 .....	7
2. Kinds of Business by Commodity Line: 1997 .....	10
Retail Trade	
1. Merchandise Lines by Kind of Business: 1997 .....	13
2. Kinds of Business by Merchandise Line: 1997 .....	27
APPENDIXES	
A. Explanation of Terms .....	A-1
B. Report Form and Information Sheet .....	B-1
C. Industries Included in the 1997 Economic Census of Puerto Rico—Wholesale Trade and Retail Trade .....	C-1
PUBLICATION PROGRAM—Inside back cover	



## CONTENIDO

---

Introducción.....	1
TABLAS	
Comercio al por Mayor	
1. Líneas de Productos Según el Tipo de Negocio: 1997 .....	7
2. Tipos de Negocio Según la Línea de Producto: 1997 .....	10
Comercio al por Menor	
1. Líneas de Mercancías Según el Tipo de Negocio: 1997 .....	13
2. Tipos de Negocio Según la Línea de Mercancía: 1997 .....	27
APÉNDICES	
A. Explicación de los Términos .....	A-1
B. Cuestionario y la Hoja de Información .....	B-1
C. Industrias Incluidas en los Censos Económicos de Puerto Rico de 1997—Comercio al por Mayor y Comercio al por Menor ...	C-1
PROGRAMA DE PUBLICACIÓN—Dentro de la contraportada	

# Introduction

# Introducción

---

## HISTORY OF THE ECONOMIC CENSUS

Economic censuses were conducted in Puerto Rico beginning with a census of manufactures for 1909 and continuing at 10-year intervals through 1949, excepting 1929. Wholesale and retail trades and service industries were included as part of the economic censuses for 1939. Starting with 1949 through 1997, the censuses of wholesale and retail trades and service industries have been conducted concurrently with the census of manufactures. The census of construction industries has been included since 1967. Congress has authorized the economic censuses to be taken at 5-year intervals covering years ending in 2 and 7.

## USES OF THE CENSUS

The economic census provides essential information for government, business, industry, and the general public and is the primary source of facts about the structure and function of the economy. The census furnishes an important part of the framework for such composite measures as the net income and gross product of Puerto Rico. In forecasting and planning, censuses are especially useful in analyzing the gross product in terms of the transactions that determine its size and composition. The economic census also provides weights and a benchmark for indices of industrial production, productivity, and price, all of which are essential for understanding current economic developments.

Commonwealth and municipal governments use census data to assess business activities within their jurisdictions. The private sector uses the data to forecast general economic conditions; analyze sales performance; lay out sales territories; allocate funds for advertising; decide on locations for new plants, warehouses, or stores; and measure potential markets in terms of size, geographic areas, kinds of business, and kinds of products made or sold.

## HISTORIA DEL CENSO ECONÓMICO

El censo de manufactura de 1909 marcó el comienzo del censo económico en Puerto Rico, que hasta 1949 se realizó a intervalos de 10 años exceptuando el año 1929. Las actividades del comercio al por mayor y al por menor, al igual que las de las industrias de servicios fueron incluidas como parte del censo económico de 1939. Por primera vez en 1949 hasta 1997, los censos de comercio al por mayor, comercio al por menor e industrias de servicios fueron tomados al mismo tiempo que el censo de manufactura. El censo de las industrias de construcción ha estado incluido desde 1967. El Congreso ha dado su autorización para que los censos económicos se realicen cada 5 años, cubriendo los años que terminan en 2 y 7.

## USOS DEL CENSO

El censo económico provee información esencial para el gobierno, el comercio, la industria y el público en general y es la fuente principal de datos acerca de la estructura y función de la economía. El censo proporciona una parte importante del sistema mediante el cual se preparan estimados compuestos, tales como el ingreso neto y el producto bruto de Puerto Rico. Los censos son particularmente útiles en las etapas de proyección y planificación, durante las cuales se analiza el producto bruto en términos de las transacciones que determinan su volumen y composición. El censo económico provee además las ponderaciones y las cifras de referencia que se utilizan en la elaboración de índices de precios, productividad y producción industrial, los cuales son esenciales para comprender el desarrollo económico actual.

Tanto el gobierno del Estado Libre Asociado como los gobiernos municipales utilizan los datos censales para evaluar las actividades comerciales que tienen lugar dentro de sus respectivas jurisdicciones. El sector privado emplea dichos datos para pronosticar la situación económica en general; analizar el volumen de ventas; determinar las regiones donde llevarán a cabo sus actividades comerciales; asignar fondos con fines publicitarios; determinar la localización de nuevas tiendas, plantas o almacenes; y medir mercados potenciales en lo que respecta a tamaño, áreas geográficas, clases de actividades comerciales y clases de productos vendidos o manufacturados.

---

## AUTHORITY

The 1997 Economic Census is authorized by an act of the U.S. Congress, Title 13, U.S. Code, sections 131, 191, and 224, and by an act of the Legislature of the Commonwealth of Puerto Rico, Law No. 11, approved March 27, 1950. The census of 1997 covered manufacturing, construction industries, wholesale trade, retail trade, and service industries. The next economic census of Puerto Rico is scheduled to be taken in 2003 covering the year 2002.

## CENSUS DISCLOSURE RULES

In accordance with Federal law governing census reports, no data are published that would disclose the operations of an individual establishment or business. However, the number of establishments in a kind-of-business classification is not considered a disclosure, so this information may be released even though other information is withheld.

## COMPARABILITY OF DATA

The 1992 and 1997 Economic Censuses data were collected under similar conditions and procedures. In 1997, the method used to account for nonresponse to commodity and merchandise line inquiries was to expand the total of reported data to represent 100 percent of the universe. Data presented for commodity and merchandise lines were expanded in direct relationship to total sales of all establishments included in the category. In 1992, missing commodity and merchandise lines data were imputed for individual records based on responses from similar establishments.

## SCOPE AND CLASSIFICATION

This report includes data from all employer establishments (establishments with payroll) primarily engaged in wholesale trade and retail trade, as defined in the *1987 Standard Industrial Classification (SIC) Manual*.<sup>1</sup> This industrial classification system has been developed by experts on classification in government and private industry under the guidance of the Office of Management and Budget.

Establishments were classified on the basis of their self-designation, answers to questions on sales by commodity and merchandise lines, and other inquiries.

---

<sup>1</sup> *Standard Industrial Classification Manual: 1987*. For sale by Superintendent of Documents, U.S. Government Printing Office, Washington, DC 20402. Stock No. 041-001-00314-2.

## AUTORIZACIÓN

El Censo Económico de 1997 es requerido por una ley del Congreso de los EE.UU.-secciones 131, 191 y 224, título 13 del Código de los EE.UU.-y por la Ley No. 11 de la Legislatura del Estado Libre Asociado de Puerto Rico, que fuera aprobada el 27 de marzo de 1950. El Censo Económico de 1997 abarcó las industrias de construcción, manufactura, comercio al por mayor, comercio al por menor y servicios. El próximo censo económico de Puerto Rico se llevará a cabo en 2003 a fin de cubrir el año 2002.

## REGLAS SOBRE DIVULGACIÓN

De acuerdo con la ley federal que rige los informes censales, los datos que se publican no divulgan las operaciones de un establecimiento o negocio en particular. Sin embargo, el número de establecimientos clasificados bajo un tipo de negocio no constituye una divulgación, por lo tanto esta información puede ser publicada aunque otra información sea suprimida.

## COMPARABILIDAD ENTRE LOS DATOS

Los censos de 1992 y 1997 se realizaron bajo condiciones y procedimientos similares. En 1997, el método que se utilizó para representar casos sin respuestas a las preguntas sobre líneas de producto y mercancía fue la expansión del total de datos reportados para representar el 100 por ciento del universo. Los datos presentados para las líneas de producto y mercancía fueron expandidos en relación directa al total de ventas de todos los establecimientos incluidos en la categoría. En 1992, las líneas de producto y mercancía fueron estimadas para cada récord individual basada en las respuestas de establecimientos similares.

## ALCANCE Y CLASIFICACIÓN

Este informe incluye los datos obtenidos de los establecimientos que tenían empleados (establecimientos con nómina) que se dedican principalmente al comercio al por mayor y comercio al por menor, según están definidos en la edición del *Standard Industrial Classification Manual: 1987 (SIC)*.<sup>1</sup> Este sistema de clasificación industrial uniforme (CIU) ha sido desarrollado durante un período de años por expertos en clasificación en el gobierno y en la empresa privada, bajo la dirección de la Oficina de Administración y Presupuesto.

Los establecimientos fueron clasificados a base de su auto-designación, respuestas a preguntas sobre ventas según las líneas de producto y mercancía y otras preguntas.

---

<sup>1</sup> *Standard Industrial Classification Manual: 1987*. A la venta por medio de: Superintendent of Documents, U.S. Government Printing Office, Washington, DC 20402. Número de mercancía: 041-001-00314-2.

---

**Wholesale trade (SIC's 50 and 51).** Includes establishments primarily engaged in selling merchandise to retailers; industrial, commercial, institutional, farm, professional business users, or to other wholesalers; or in acting as agents or brokers in buying merchandise for or selling merchandise to such persons or companies. As in the past, wholesale firms without employees are excluded from the scope of the census.

**Retail trade (SIC's 52 to 59).** Includes establishments primarily engaged in selling merchandise for personal or household consumption, and rendering services incidental to the sale of the goods. Data for post exchanges, ship stores, and similar establishments operated on military posts by agencies of the Federal Government are not included. Retail establishments without employees are excluded from the scope of the census.

Establishments identified by multiestablishment firms as "Central administrative offices" or "auxiliaries," whose primary functions were to manage, administer, service, or support the activities of other establishments of the company, were not within the scope of the 1997 Economic Census of Puerto Rico. Consequently, no data are published for them.

## ESTABLISHMENT BASIS OF REPORTING

The economic census is conducted on an establishment basis. An establishment is generally a single physical location where business is conducted or where services or industrial operations are performed. A company operating establishments at more than one location is required to submit separate reports for each location. Companies engaged in distinctly different lines of activity at one location are required to submit separate reports, if records permit such a separation and if the activities are substantial in size. Each census report was tabulated according to the physical location at which the activity was conducted. All establishments employing one person or more at any time during the census year are included.

## REPORT FORM

The censuses of wholesale trade and retail trade were conducted as part of the economic census which included construction, manufacturing, and service industries. One form was used to enumerate all in-scope economic activity. The report form was divided into sections, and each section contained questions appropriate to the trade or industry. Response was required by law. A facsimile of the report form, which was available in English, as well as Spanish, is presented in Appendix B.

**El comercio al por mayor (CIU 50 y 51).** Incluye los establecimientos que se dedican principalmente a venderles mercancía a detallistas, a usuarios del sector industrial, comercial, institucional, agrícola o profesional o a otros mayoristas; o los que se dedican a servir como agentes comerciales en la compra o venta de mercancía a tales personas o compañías. Como en años anteriores, los establecimientos de comercio al por mayor que no tienen empleados son excluidos del alcance del censo.

**El comercio al por menor (CIU 52 a 59).** Incluye los establecimientos que se dedican principalmente a la venta de mercancía para el consumo personal o familiar y al suministro de servicios relacionados con la venta de la mercancía. No están incluidos los datos que conciernen a los puestos comerciales, las tiendas del servicio naval y establecimientos similares a éstos que están localizados en bases militares y de cuyo funcionamiento se encargan las agencias del gobierno federal. Los establecimientos de comercio al por menor que no tienen empleados son excluidos del alcance del censo.

Los establecimientos que fueron identificados por firmas con establecimientos múltiples como "oficinas centrales administrativas" o "auxiliares," cuyas funciones principales eran las de dirigir, administrar, servir o apoyar las actividades de los otros establecimientos de la misma compañía, no formaron parte de la cobertura del Censo Económico de Puerto Rico de 1997. Por consiguiente, los datos sobre estos establecimientos no son publicados.

## EL ESTABLECIMIENTO COMO BASE INFORMATIVA

El censo económico se realiza a base de establecimientos. Un establecimiento es generalmente una localización física individual donde se lleva a cabo una operación de negocio, o donde se prestan servicios o se desempeñan operaciones industriales. A toda compañía que administre establecimientos en más de una localidad se le pide que someta un informe por cada una de las localidades. A las compañías que se dedican a varias actividades completamente distintas en una misma localidad, se les pide que rindan informes por separado, si los récords del establecimiento permiten tal separación y si las actividades en sí son cuantiosas. Cada informe del censo fue tabulado de acuerdo a la localización física en que se condujo la actividad. Todos los establecimientos que emplearon a una o más personas en algún momento durante el año censal están incluidos en el censo.

## CUESTIONARIO CENSAL

Los censos de comercio al por mayor y comercio al por menor fueron realizados como parte del censo económico que incluyó las industrias de construcción, manufactura y servicio. Se utilizó un cuestionario para enumerar todas las actividades económicas que estaban dentro del alcance del censo. El cuestionario se dividió en partes, cada parte contenía preguntas específicas a un tipo de industria o actividad comercial. El responder al cuestionario fue requerido por ley. El Apéndice B, presenta un facsímil del cuestionario que estaba disponible en inglés y español.

---

## **GEOGRAPHIC AREAS COVERED**

Data from the 1997 Economic Census have been tabulated and presented in this publication for Puerto Rico as a whole.

## **DATA PROCESSING**

Forms were mailed to all wholesale trade and retail trade firms subject to payment of Federal Insurance Contributions Act (FICA) taxes (i.e., employers of one person or more) and classified as being within the scope of the census. The forms and instructions for completing them were mailed from the U.S. Census Bureau's National Processing Center in Jeffersonville, IN.

The completed report forms were returned by mail to Jeffersonville. Contact with respondents about overdue report forms was undertaken by the National Processing Center of the U.S. Census Bureau.

The returned reports underwent extensive review and computer processing. All reports were geographically coded, data-keyed, and edited. The editing process identified records with significant problems and referred them for correction resolution. Corrections were performed interactively using standard procedures.

The data were then tabulated by SIC, subjected to further data analysis, and the resulting corrections applied to individual computer records. Corrected tabulations were then produced for the final published reports.

## **RELIABILITY OF DATA**

Census questionnaires were sent to all known wholesale trade and retail trade employers and, therefore, are not subject to sampling variability. However, the data are subject to nonsampling errors. Nonsampling errors can be attributed to many sources: inability to identify all cases in the actual universe; inability or unwillingness on the part of respondents to provide correct information; definition and classification difficulties; response errors and bias; errors in collection or processing; misinterpretation of questions; and other errors of recording, keying, and estimation for missing or misreported data.

The accuracy of these tabulated data is influenced by the joint effects of the various nonsampling errors. Explicit measures of the effects of these nonsampling errors are not available. However, it is believed that most of the important operational and response errors were detected and corrected through systematic clerical edits, automated data edits, and an analyst review.

## **ÁREAS GEOGRÁFICAS CUBIERTAS**

Los datos del Censo Económico de 1997 han sido tabulados y presentados en esta publicación para Puerto Rico en su totalidad.

## **ELABORACIÓN DE LOS DATOS**

Se le enviaron cuestionarios por correo a todas las compañías de comercio al por mayor y comercio al por menor que están sujetas al pago de contribuciones bajo la Ley de Seguro Social Federal (FICA), (por ejemplo, compañías que emplean a una o más personas) y las cuales se clasificaron dentro del alcance del censo. El cuestionario y las instrucciones para completarlo fueron enviados por correo desde el Centro Nacional de Procesamiento de Datos en Jeffersonville, IN, del Negociado del Censo de los EE.UU.

Una vez completados, los cuestionarios se enviaban por correo a Jeffersonville. La comunicación con los establecimientos cuyos cuestionarios estaban retrasados, estuvo a cargo del Centro Nacional de Procesamiento de Datos del Negociado del Censo de los EE.UU.

Los cuestionarios devueltos fueron sometidos a una revisión y elaboración extensa. Todos los cuestionarios fueron codificados geográficamente y sometidos a la digitación y crítica de sus datos. El proceso de crítica sirvió para identificar los récords que tenían problemas significativos y fueron referidos para corrección y revisión. Las correcciones se llevaron a cabo utilizando procedimientos uniformes.

Los datos fueron tabulados por CIU y sometidos a una revisión analítica, a partir de la cual se hicieron las correcciones necesarias a cada récord en la computadora. Por último, se produjeron las tabulaciones ya corregidas para la publicación de los informes finales.

## **CONFIABILIDAD DE LOS DATOS**

Los cuestionarios se enviaron a todos los patronos de establecimientos que se dedicaban al comercio al por mayor y comercio al por menor y por lo tanto, no están sujetos a la variabilidad del muestreo. No obstante, los datos están sujetos a errores ajenos al muestreo. Los errores ajenos al muestreo pueden ocurrir por muchas razones: inability para identificar todos los casos en el universo, inability o renuencia de parte de los respondedores a proporcionar la información correcta, dificultades con las definiciones y clasificaciones, errores y sesgos en las respuestas, errores en la recopilación o procesamiento de los datos, mala interpretación de las preguntas y otros errores en el registro y digitación de los datos, y estimados que se utilizan para los récords sin respuestas o respuestas incorrectas.

La exactitud de los datos tabulados está influenciada por el conjunto de efectos que tienen los diversos errores ajenos al muestreo. No existen medidas explícitas de los efectos que tienen dichos errores. Sin embargo, se estima que la mayoría de los errores importantes de ejecución y respuesta fueron hallados y corregidos mediante los procedimientos sistemáticos de la crítica manual, crítica electrónica y revisión de los datos por parte de analistas.

---

For total nonresponse cases (report forms not returned), the establishment's administrative records information was used in conjunction with industry averages to estimate the basic data. For item nonresponse, missing items were estimated based on response to other items and/or administrative records and in direct relationships to sales or receipts. The method used to account for nonresponse to commodity and merchandise line inquiries was to expand the total of reported data to represent 100 percent of the universe. Data presented for commodity and merchandise lines were expanded in direct relationship to total sales of all establishments included in the category. It is assumed that characteristics of establishments not responding to a particular inquiry are the same as establishments with equal sales or receipts in the same category (publication table line) that did respond to the inquiry.

## **AVAILABILITY OF ADDITIONAL DATA**

### **Reports in Printed and Electronic Media**

All results of the 1997 Economic Census will be available on the Census Bureau Internet site ([www.census.gov](http://www.census.gov)), on compact discs (CD-ROM), and in printed reports for sale by the Census Bureau. For more information, including a description of electronic and printed reports being issued, see the Internet site, or write to U.S. Census Bureau, Washington, DC 20233-8300, or call Customer Services at 301-457-4100.

### **Special Tabulations**

Special tabulations of data collected in the 1997 Economic Census may be obtained in electronic and tabular form. The data will be in summary form and subject to the same rules prohibiting disclosure of confidential information (including name, address, kind-of-business, or other data for individual business establishments or companies) as are the regular publications.

Special tabulations are prepared on a cost basis. A request for a cost estimate, as well as exact specifications on the type and format of the data to be provided, should be directed to the Chief of the Economic Census Branch, Company Statistics Division, U.S. Census Bureau, Washington, DC 20233-8300. To discuss a special tabulation before submitting specifications, call 301-457-3314.

## **DOLLAR VALUE**

All dollar values are expressed in current dollars for the year specified. Therefore, when making comparisons to prior years, users should take into consideration the inflation that has occurred.

En el caso de los récords sin respuestas (cuestionarios no devueltos), se usó la información administrativa del establecimiento conjuntamente con los promedios industriales para estimar los datos básicos. Las preguntas individuales sin respuestas (preguntas dejadas en blanco) se estimaron en base a las respuestas a otras preguntas y/o en base a los récords administrativos del establecimiento y en relación a las ventas o ingresos. El método que se utilizó para representar casos sin respuestas a las preguntas sobre líneas de producto y mercancía fue la expansión del total de datos reportados para representar el 100 por ciento del universo. Los datos presentados para las líneas de producto y mercancía fueron expandidos en relación directa al total de ventas de todos los establecimientos incluidos en la categoría. Se asume que las características de los establecimientos que no responden a una pregunta en particular, son iguales a los establecimientos que tienen las mismas ventas o ingresos en la misma categoría (línea en la tabla de publicación) que respondió a dicha pregunta.

## **DISPONIBILIDAD DE DATOS ADICIONALES**

### **Reportes Impresos y Electrónicos**

Todos los resultados del Censo Económico de 1997 estarán disponibles en la página del Negociado del Censo en el Internet ([www.census.gov](http://www.census.gov)), en discos compactos (CD-ROM), y en reportes impresos para la venta por medio del Negociado del Censo. Para información adicional, incluyendo una descripción de los productos electrónicos e impresos que se van a publicar, vea el Internet, o escriba a U.S. Census Bureau, Washington, DC 20233-8300, o llame a la oficina de Servicios al Cliente al teléfono 301-457-4100.

### **Tabulaciones Especiales**

Se pueden obtener tabulaciones especiales de los datos recopilados en el Censo Económico de 1997, ya sea electrónicamente o en forma tabular. Los datos se presentarán en forma de resumen y estarán sujetos a las mismas normas que prohíben la divulgación de información confidencial (incluyendo el nombre, la dirección, tipo de negocio u otros datos referentes a compañías o establecimientos comerciales independientes) a las que están sujetas las publicaciones regulares.

El costo de las tabulaciones especiales es reembolsable. Solicitudes para un estimado del costo, deben ser acompañadas por especificaciones sobre el tipo y formato de las tabulaciones estadísticas que se desean. Diríjase a: "Chief of the Economic Census Branch, Company Statistics Division, U.S. Census Bureau, Washington, DC 20233-8300." Para discutir una tabulación especial antes de someter especificaciones, llame al 301-457-3314.

## **VALOR EN DÓLARES**

Todas las cifras monetarias que se incluyen en este informe representan los precios actuales para el año especificado. Por lo tanto, cuando se hagan comparaciones con años anteriores, los usuarios deberán tener en cuenta los efectos de la inflación.

---

## ABBREVIATIONS AND SYMBOLS

The following abbreviations and symbols are used in this publication:

–	Represents zero (page image/print only).
D	Withheld to avoid disclosing data of individual companies; data are included in higher level totals.
N	Not available or not comparable.
X	Not applicable.
Z	Less than half the unit.
do	Ditto or same as above.
nec	Not elsewhere classified.
pt.	Part.

## COVERAGE SYMBOLS

t	90 percent or more reporting.
u	80 to 89 percent reporting.
v	70 to 79 percent reporting.
w	60 to 69 percent reporting.
y	Less than 60 percent reporting.

## ABREVIATURAS Y SÍMBOLOS

En esta publicación se utilizan los siguientes símbolos y abreviaturas:

–	Representa cero (sólo en la publicación o imagen de página).
D	Datos omitidos para evitar la divulgación de información sobre compañías individuales; las cifras están incluidas en los totales de niveles más altos.
N	Información no disponible o no comparable.
X	No es pertinente.
Z	Menos de media unidad.
do	Idem, o lo mismo.
nec	No está clasificada en otra parte.
pt.	Parte.

## SÍMBOLOS DE COBERTURA

t	90 por ciento o más fueron reportadas.
u	80 a 89 por ciento fueron reportadas.
v	70 a 79 por ciento fueron reportadas.
w	60 to 69 por ciento fueron reportadas.
y	Menos de un 60 por ciento fueron reportadas.

**Table 1. Commodity Lines by Kind of Business: 1997**

[For meaning of abbreviations and symbols, see introductory text. For explanation of terms, see Appendix A]

SIC code and CL code	Kind of business and commodity line	Establishments handling the commodity line		Sales of specified commodity line			Sales of establishments reporting commodity line sales as percent of total sales
		Number	Total sales (\$1,000)	Amount (\$1,000)	As percent of total sales of—		
					Establishments handling the line	All establishments <sup>1</sup>	
<b>501</b>	<b>Motor vehicles &amp; motor vehicle parts &amp; supplies</b>	<b>221</b>	<b>X</b>	<b>970 135</b>	<b>X</b>	<b>100.0</b>	<b>u</b>
0100	New & used automobiles, motorcycles, etc. . . .	27	614 642	571 310	93.0	58.9	X
0140	Trucks & tractors . . . . .	6	7 023	5 253	74.8	.5	X
0200	New & rebuilt automotive parts & supplies . . . . .	145	680 196	259 869	38.2	26.8	X
0240	Used automotive parts, accessories, & equipment . . . . .	57	110 427	55 521	50.3	5.7	X
0300	Tires & tubes . . . . .	37	90 490	57 340	63.4	5.9	X
5400	Petroleum products . . . . .	7	38 080	2 166	5.7	.2	X
9700	Service receipts & labor charges (including installed parts) . . . . .	6	17 563	302	1.7	Z	X
<b>502</b>	<b>Furniture &amp; home furnishings</b>	<b>64</b>	<b>X</b>	<b>101 117</b>	<b>X</b>	<b>100.0</b>	<b>v</b>
0400	Household & lawn furniture . . . . .	29	57 114	56 169	98.3	55.5	X
0500	Household china, glassware, crockery, & plastic housewares . . . . .	8	12 649	12 649	100.0	12.5	X
0520	Linens, domestics, curtains, & draperies . . . . .	13	15 578	15 389	98.8	15.2	X
0540	Other home furnishings . . . . .	6	3 232	2 605	80.6	2.6	X
<b>503</b>	<b>Lumber &amp; other construction materials</b>	<b>107</b>	<b>X</b>	<b>247 347</b>	<b>X</b>	<b>100.0</b>	<b>v</b>
0600	Lumber: rough, dressed, & finished . . . . .	39	131 791	88 503	67.2	35.8	X
0620	Plywood & millwork . . . . .	21	102 744	56 753	55.2	22.9	X
0700	Brick, stone, tile, sand, block, cement, & gravel . . . . .	30	31 118	25 573	82.2	10.3	X
0740	Other construction materials . . . . .	39	87 460	48 320	55.2	19.5	X
1700	Hardware . . . . .	11	17 360	2 920	16.8	1.2	X
<b>504</b>	<b>Professional &amp; commercial equipment &amp; supplies</b>	<b>296</b>	<b>X</b>	<b>1 085 900</b>	<b>X</b>	<b>100.0</b>	<b>u</b>
0800	Photographic equipment & supplies . . . . .	9	84 633	84 137	99.4	7.7	X
0900	Office equipment . . . . .	98	303 029	195 693	64.6	18.0	X
0920	New computer equipment . . . . .	52	193 016	159 885	82.8	14.7	X
0950	Computer software - off the shelf . . . . .	22	79 945	27 725	34.7	2.6	X
0960	Restaurant & hotel equipment & supplies . . . . .	16	16 414	15 071	91.8	1.4	X
1000	Medical, hospital, & surgical supplies . . . . .	101	426 026	395 639	92.9	36.4	X
1030	Optical & ophthalmic goods . . . . .	6	10 995	10 995	100.0	1.0	X
1050	Other professional equipment & supplies . . . . .	14	35 090	34 475	98.2	3.2	X
9700	Service receipts & labor charges (including installed parts) . . . . .	19	221 341	68 302	30.9	6.3	X
<b>505</b>	<b>Metals &amp; minerals, except petroleum</b>	<b>22</b>	<b>X</b>	<b>89 793</b>	<b>X</b>	<b>100.0</b>	<b>v</b>
1100	Ferrous metals . . . . .	10	61 191	51 683	84.5	57.6	X
1230	Nonferrous metals . . . . .	7	33 365	14 822	44.4	16.5	X
1320	Other minerals & ores . . . . .	7	2 676	2 456	91.8	2.7	X
<b>506</b>	<b>Electrical goods</b>	<b>167</b>	<b>X</b>	<b>627 311</b>	<b>X</b>	<b>100.0</b>	<b>v</b>
1400	Electrical apparatus & equipment . . . . .	84	269 940	238 776	88.5	38.1	X
1500	Electrical appliances, household . . . . .	30	303 303	257 700	85.0	41.1	X
1600	Electronic parts & equipment, except communication . . . . .	51	160 479	68 349	42.6	10.9	X
1650	Electronic communication equipment . . . . .	14	32 804	21 336	65.0	3.4	X
1700	Hardware . . . . .	13	87 115	10 404	11.9	1.7	X
1800	Plumbing & heating equipment & supplies (hydronics) . . . . .	6	29 695	3 585	12.1	.6	X
<b>507</b>	<b>Hardware &amp; plumbing &amp; heating equipment &amp; supplies</b>	<b>150</b>	<b>X</b>	<b>389 270</b>	<b>X</b>	<b>100.0</b>	<b>v</b>
0600	Lumber: rough, dressed, & finished . . . . .	11	48 040	4 454	9.3	1.1	X
0620	Plywood & millwork . . . . .	8	37 242	9 005	24.2	2.3	X
0700	Brick, stone, tile, sand, block, cement, & gravel . . . . .	6	56 208	5 666	10.1	1.5	X
1400	Electrical apparatus & equipment . . . . .	8	9 032	546	6.0	.1	X
1700	Hardware . . . . .	113	280 343	212 606	75.8	54.6	X
1800	Plumbing & heating equipment & supplies (hydronics) . . . . .	51	135 633	67 126	49.5	17.2	X
1900	Warm air heating & air conditioning equipment & supplies . . . . .	11	64 283	63 589	98.9	16.3	X
2320	General-purpose industrial machinery, equipment, & parts . . . . .	8	30 601	3 674	12.0	.9	X
2380	Industrial valves & fittings (except fluid-power) . . . . .	8	17 252	3 943	22.9	1.0	X
6000	Paint, paint supplies, & wallpaper . . . . .	8	14 860	2 631	17.7	.7	X
<b>508</b>	<b>Machinery, equipment, &amp; supplies</b>	<b>293</b>	<b>X</b>	<b>733 671</b>	<b>X</b>	<b>100.0</b>	<b>w</b>
0200	New & rebuilt automotive parts & supplies . . . . .	6	20 984	2 570	12.2	.4	X
1400	Electrical apparatus & equipment . . . . .	10	44 506	8 167	18.4	1.1	X
1600	Electronic parts & equipment, except communication . . . . .	8	95 431	28 014	29.4	3.8	X
1700	Hardware . . . . .	10	31 358	3 051	9.7	.4	X
2100	Construction & mining machinery, equipment, & parts . . . . .	16	120 584	97 140	80.6	13.2	X
2200	Farm machinery, equipment, & parts . . . . .	6	3 907	2 707	69.3	.4	X
2320	General-purpose industrial machinery, equipment, & parts . . . . .	144	366 861	299 152	81.5	40.8	X
2340	Materials-handling equipment & parts . . . . .	20	43 591	30 682	70.4	4.2	X
2360	Other industrial machinery, equipment, & parts . . . . .	24	19 482	17 326	88.9	2.4	X
2380	Industrial valves & fittings (except fluid-power) . . . . .	38	161 572	134 121	83.0	18.3	X

See footnotes at end of table.



**Table 1. Commodity Lines by Kind of Business: 1997—Con.**

[For meaning of abbreviations and symbols, see introductory text. For explanation of terms, see Appendix A]

SIC code and CL code	Kind of business and commodity line	Establishments handling the commodity line		Sales of specified commodity line			Sales of establishments reporting commodity line sales as percent of total sales
		Number	Total sales (\$1,000)	Amount (\$1,000)	As percent of total sales of—		
					Establishments handling the line	All establishments <sup>1</sup>	
<b>508</b>	<b>Machinery, equipment, &amp; supplies—Con.</b>						
2440	Welding supplies (excluding gases) .....	10	13 691	2 264	16.5	.3	X
2460	Other industrial supplies .....	16	31 678	23 445	74.0	3.2	X
2500	Beauty & barber equipment & supplies .....	24	21 224	20 159	95.0	2.7	X
2520	Custodial (janitor's) equipment & supplies .....	28	22 198	18 108	81.6	2.5	X
3400	Industrial & personal service paper .....	8	12 191	3 028	24.8	.4	X
5330	Chemicals & allied products (excluding agricultural, plastics, gases, & petroleum) .....	8	24 239	1 643	6.8	.2	X
9700	Service receipts & labor charges (including installed parts) .....	16	132 280	8 897	6.7	1.2	X
9980	Miscellaneous receipts .....	8	26 627	680	2.6	.1	X
<b>509</b>	<b>Miscellaneous durable goods .....</b>	<b>148</b>	<b>X</b>	<b>217 805</b>	<b>X</b>	<b>100.0</b>	<b>v</b>
2700	Sporting & recreational goods & supplies .....	28	25 053	19 599	78.2	9.0	X
2800	Toys & hobby goods & supplies .....	22	50 019	38 363	76.7	17.6	X
2900	Ferrous metal scrap .....	7	12 775	10 465	81.9	4.8	X
3000	Jewelry, watches, diamonds, & other precious stones & metals (include silverware) .....	37	46 700	35 962	77.0	16.5	X
3100	Musical instruments & supplies .....	7	20 068	20 068	100.0	9.2	X
3150	Other durable goods .....	42	63 865	60 059	94.0	27.6	X
3500	Drugs, pharmaceuticals, cosmetics, & toiletries .....	7	4 544	714	15.7	.3	X
3900	Women's & children's wear .....	7	5 895	374	6.3	.2	X
4000	Footwear .....	8	7 783	603	7.7	.3	X
<b>511</b>	<b>Paper &amp; paper products .....</b>	<b>57</b>	<b>X</b>	<b>238 245</b>	<b>X</b>	<b>100.0</b>	<b>u</b>
0900	Office equipment .....	7	10 478	2 081	19.9	.9	X
3200	Printing & writing (fine) paper .....	16	31 145	24 583	78.9	10.3	X
3300	Stationery, office supplies, & greeting cards .....	25	14 483	12 562	86.7	5.3	X
3400	Industrial & personal service paper .....	18	203 844	192 414	94.4	80.8	X
6120	Art goods (including novelties & souvenirs) .....	7	4 285	464	10.8	.2	X
<b>512</b>	<b>Drugs, drug proprietaries, &amp; druggists' sundries .....</b>	<b>154</b>	<b>X</b>	<b>1 528 641</b>	<b>X</b>	<b>100.0</b>	<b>u</b>
3500	Drugs, pharmaceuticals, cosmetics, & toiletries .....	154	1 528 641	1 500 603	98.2	98.2	X
<b>513</b>	<b>Apparel, piece goods, &amp; notions .....</b>	<b>161</b>	<b>X</b>	<b>268 149</b>	<b>X</b>	<b>100.0</b>	<b>v</b>
0520	Linens, domestics, curtains, & draperies .....	20	51 287	7 243	14.1	2.7	X
3600	Piece goods, knit & woven .....	18	29 765	23 181	77.9	8.6	X
3700	Notions & other dry goods .....	7	2 679	1 304	48.7	.5	X
3800	Men's & boys' wear .....	67	177 117	83 383	47.1	31.1	X
3900	Women's & children's wear .....	109	207 664	119 973	57.8	44.7	X
4000	Footwear .....	34	61 545	27 760	45.1	10.4	X
<b>514</b>	<b>Groceries &amp; related products .....</b>	<b>408</b>	<b>X</b>	<b>2 762 487</b>	<b>X</b>	<b>100.0</b>	<b>u</b>
3400	Industrial & personal service paper .....	9	51 533	1 941	3.8	.1	X
3500	Drugs, pharmaceuticals, cosmetics, & toiletries .....	14	344 725	52 031	15.1	1.9	X
4100	Frozen foods (packaged) .....	96	841 162	324 614	38.6	11.8	X
4200	Dairy products (excluding dried or canned) .....	93	553 600	142 541	25.7	5.2	X
4300	Poultry & poultry products .....	42	377 153	65 155	17.3	2.4	X
4400	Confectionery .....	36	332 236	99 502	29.9	3.6	X
4500	Fish & seafoods (excluding canned & frozen packaged) .....	44	297 627	73 956	24.8	2.7	X
4600	Meat & meat products (fresh & unpackaged) ..	80	716 895	233 913	32.6	8.5	X
4700	Fresh fruits & vegetables .....	83	603 515	232 497	38.5	8.4	X
4800	Coffee, tea, & spices .....	63	330 787	20 933	6.3	.8	X
4820	Bread & baked goods .....	63	308 088	136 108	44.2	4.9	X
4830	Canned foods .....	132	1 023 220	376 193	36.8	13.6	X
4840	Food & beverage basic materials (include flavoring extracts, fruit peel, malt, yeast, etc.) ..	45	375 834	121 638	32.4	4.4	X
4850	Soft drinks & bottled water .....	84	632 372	311 239	49.2	11.3	X
4860	Other grocery specialties .....	122	918 355	391 866	42.7	14.2	X
4900	Grain & beans .....	69	357 901	30 666	8.6	1.1	X
5300	Plastics materials & basic shapes .....	35	262 212	9 666	3.7	.3	X
5330	Chemicals & allied products (excluding agricultural, plastics, gases, & petroleum) .....	6	6 282	880	14.0	.2	X
5600	Beer & ale .....	44	279 393	62 234	22.3	2.3	X
5700	Wines & distilled alcoholic beverages .....	48	305 004	34 351	11.3	1.2	X
6150	Other nondurable goods .....	17	198 650	31 135	15.7	1.1	X
<b>515</b>	<b>Farm-product raw materials .....</b>	<b>19</b>	<b>X</b>	<b>60 109</b>	<b>X</b>	<b>100.0</b>	<b>t</b>
5140	Other farm products .....	10	17 255	17 048	98.8	28.4	X
<b>516</b>	<b>Chemicals &amp; allied products .....</b>	<b>102</b>	<b>X</b>	<b>450 020</b>	<b>X</b>	<b>100.0</b>	<b>v</b>
3400	Industrial & personal service paper .....	6	27 396	7 387	27.0	1.6	X
5300	Plastics materials & basic shapes .....	30	139 391	128 632	92.3	28.6	X
5330	Chemicals & allied products (excluding agricultural, plastics, gases, & petroleum) .....	74	314 031	289 160	92.1	64.3	X
<b>517</b>	<b>Petroleum &amp; petroleum products .....</b>	<b>106</b>	<b>X</b>	<b>1 102 179</b>	<b>X</b>	<b>100.0</b>	<b>t</b>
5400	Petroleum products .....	41	1 007 053	992 615	98.6	90.1	X
5420	Liquified petroleum gases (excluding natural gas) .....	64	91 137	90 655	99.5	8.2	X
9980	Miscellaneous receipts .....	26	27 683	679	2.5	.1	X

See footnotes at end of table.

**Table 1. Commodity Lines by Kind of Business: 1997—Con.**

[For meaning of abbreviations and symbols, see introductory text. For explanation of terms, see Appendix A]

SIC code and CL code	Kind of business and commodity line	Establishments handling the commodity line		Sales of specified commodity line			Sales of establishments reporting commodity line sales as percent of total sales
		Number	Total sales (\$1,000)	Amount (\$1,000)	As percent of total sales of—		
					Establishments handling the line	All establishments <sup>1</sup>	
<b>518</b>	<b>Beer, wine, &amp; distilled alcoholic beverages</b> .....	<b>36</b>	<b>X</b>	<b>947 101</b>	<b>X</b>	<b>100.0</b>	<b>t</b>
4830	Canned foods .....	7	238 634	9 964	4.2	1.1	X
4850	Soft drinks & bottled water .....	15	577 177	48 864	8.5	5.2	X
5600	Beer & ale .....	25	905 403	640 787	70.8	67.7	X
5700	Wines & distilled alcoholic beverages .....	35	945 072	149 458	15.8	15.8	X
<b>519</b>	<b>Miscellaneous nondurable goods</b> .....	<b>298</b>	<b>X</b>	<b>775 358</b>	<b>X</b>	<b>100.0</b>	<b>u</b>
1700	Hardware .....	9	2 785	649	23.3	.1	X
3500	Drugs, pharmaceuticals, cosmetics, & toiletries .....	7	123 393	22 042	17.9	2.8	X
5800	Farm supplies .....	35	24 951	22 754	91.2	2.9	X
5900	Tobacco & tobacco products .....	11	155 624	148 696	95.5	19.2	X
6000	Paint, paint supplies, & wallpaper .....	32	43 738	42 838	97.9	5.5	X
6100	Books, periodicals, newspapers, & miscellaneous printed materials .....	63	39 941	39 505	98.9	5.1	X
6110	Flowers & florists' supplies .....	53	29 776	29 003	97.4	3.7	X
6120	Art goods (including novelties & souvenirs) .....	23	9 270	6 197	66.9	.8	X
6150	Other nondurable goods .....	95	467 824	349 134	74.6	45.0	X
9980	Miscellaneous receipts .....	7	5 250	154	2.9	Z	X

<sup>1</sup>Commodity line percents may not add to totals due to exclusion of selected lines to avoid disclosing data for individual companies and due to rounding.

**Table 2. Kinds of Business by Commodity Line: 1997**

[For meaning of abbreviations and symbols, see introductory text. For explanation of terms, see Appendix A]

CL code and SIC code	Commodity line and kind of business	Establishments (number)	Sales (\$1,000)	Percent of sales accounted for by specified kind of business <sup>1</sup>	CL code and SIC code	Commodity line and kind of business	Establishments (number)	Sales (\$1,000)	Percent of sales accounted for by specified kind of business <sup>1</sup>
<b>0100</b>	<b>New &amp; used automobiles, motorcycles, etc.</b>	<b>29</b>	<b>571 689</b>	<b>100.0</b>	<b>0960</b>	<b>Restaurant &amp; hotel equipment &amp; supplies</b>	<b>24</b>	<b>16 875</b>	<b>100.0</b>
501	Motor vehicles & motor vehicle parts & supplies	27	571 310	99.9	504	Professional & commercial equipment & supplies	16	15 071	89.3
<b>0140</b>	<b>Trucks &amp; tractors</b>	<b>6</b>	<b>5 253</b>	<b>100.0</b>	<b>1000</b>	<b>Medical, hospital, &amp; surgical supplies</b>	<b>104</b>	<b>396 541</b>	<b>100.0</b>
501	Motor vehicles & motor vehicle parts & supplies	6	5 253	100.0	504	Professional & commercial equipment & supplies	101	395 639	99.8
<b>0200</b>	<b>New &amp; rebuilt automotive parts &amp; supplies</b>	<b>156</b>	<b>263 855</b>	<b>100.0</b>	<b>1030</b>	<b>Optical &amp; ophthalmic goods</b>	<b>8</b>	<b>11 491</b>	<b>100.0</b>
501	Motor vehicles & motor vehicle parts & supplies	145	259 869	98.5	504	Professional & commercial equipment & supplies	6	10 995	95.7
508	Machinery, equipment, & supplies	6	2 570	1.0	<b>1050</b>	<b>Other professional equipment &amp; supplies</b>	<b>16</b>	<b>35 663</b>	<b>100.0</b>
<b>0240</b>	<b>Used automotive parts, accessories, &amp; equipment</b>	<b>64</b>	<b>62 413</b>	<b>100.0</b>	504	Professional & commercial equipment & supplies	14	34 475	96.7
501	Motor vehicles & motor vehicle parts & supplies	57	55 521	89.0	<b>1100</b>	<b>Ferrous metals</b>	<b>12</b>	<b>52 137</b>	<b>100.0</b>
<b>0300</b>	<b>Tires &amp; tubes</b>	<b>38</b>	<b>57 513</b>	<b>100.0</b>	505	Metals & minerals, except petroleum	10	51 683	99.1
501	Motor vehicles & motor vehicle parts & supplies	37	57 340	99.7	<b>1230</b>	<b>Nonferrous metals</b>	<b>9</b>	<b>15 648</b>	<b>100.0</b>
<b>0400</b>	<b>Household &amp; lawn furniture</b>	<b>38</b>	<b>63 373</b>	<b>100.0</b>	505	Metals & minerals, except petroleum	7	14 822	94.7
502	Furniture & home furnishings	29	56 169	88.6	<b>1320</b>	<b>Other minerals &amp; ores</b>	<b>7</b>	<b>2 456</b>	<b>100.0</b>
<b>0420</b>	<b>Office &amp; business furniture</b>	<b>12</b>	<b>13 031</b>	<b>100.0</b>	505	Metals & minerals, except petroleum	7	2 456	100.0
<b>0500</b>	<b>Household china, glassware, crockery, &amp; plastic housewares</b>	<b>15</b>	<b>18 427</b>	<b>100.0</b>	<b>1400</b>	<b>Electrical apparatus &amp; equipment</b>	<b>110</b>	<b>265 498</b>	<b>100.0</b>
502	Furniture & home furnishings	8	12 649	68.6	506	Electrical goods	84	238 776	89.9
<b>0520</b>	<b>Linens, domestics, curtains, &amp; draperies</b>	<b>35</b>	<b>22 660</b>	<b>100.0</b>	507	Hardware & plumbing & heating equipment & supplies	8	546	.2
502	Furniture & home furnishings	13	15 389	67.9	508	Machinery, equipment, & supplies	10	8 167	3.1
513	Apparel, piece goods, & notions	20	7 243	32.0	<b>1500</b>	<b>Electrical appliances, household</b>	<b>41</b>	<b>264 575</b>	<b>100.0</b>
<b>0530</b>	<b>Floor coverings</b>	<b>7</b>	<b>5 216</b>	<b>100.0</b>	506	Electrical goods	30	257 700	97.4
<b>0540</b>	<b>Other home furnishings</b>	<b>15</b>	<b>4 704</b>	<b>100.0</b>	508	Machinery, equipment, & supplies	8	28 014	27.7
502	Furniture & home furnishings	6	2 605	55.4	<b>1650</b>	<b>Electronic communication equipment</b>	<b>14</b>	<b>21 336</b>	<b>100.0</b>
<b>0600</b>	<b>Lumber: rough, dressed, &amp; finished</b>	<b>58</b>	<b>96 893</b>	<b>100.0</b>	506	Electrical goods	14	21 336	100.0
503	Lumber & other construction materials	39	88 503	91.3	<b>1700</b>	<b>Hardware</b>	<b>166</b>	<b>240 573</b>	<b>100.0</b>
507	Hardware & plumbing & heating equipment & supplies	11	4 454	4.6	503	Lumber & other construction materials	11	2 920	1.2
<b>0620</b>	<b>Plywood &amp; millwork</b>	<b>33</b>	<b>66 209</b>	<b>100.0</b>	506	Electrical goods	13	10 404	4.3
503	Lumber & other construction materials	21	56 753	85.7	507	Hardware & plumbing & heating equipment & supplies	113	212 606	88.4
507	Hardware & plumbing & heating equipment & supplies	8	9 005	13.6	508	Machinery, equipment, & supplies	10	3 051	1.3
<b>0700</b>	<b>Brick, stone, tile, sand, block, cement, &amp; gravel</b>	<b>44</b>	<b>33 014</b>	<b>100.0</b>	519	Miscellaneous nondurable goods	9	649	.3
503	Lumber & other construction materials	30	25 573	77.5	<b>1800</b>	<b>Plumbing &amp; heating equipment &amp; supplies (hydronics)</b>	<b>65</b>	<b>72 218</b>	<b>100.0</b>
507	Hardware & plumbing & heating equipment & supplies	6	5 666	17.2	506	Electrical goods	6	3 585	5.0
<b>0720</b>	<b>Roofing, siding, insulation materials, &amp; guttering</b>	<b>7</b>	<b>5 311</b>	<b>100.0</b>	507	Hardware & plumbing & heating equipment & supplies	51	67 126	92.9
<b>0730</b>	<b>Glass (exclude automotive)</b>	<b>6</b>	<b>6 660</b>	<b>100.0</b>	<b>1900</b>	<b>Warm air heating &amp; air conditioning equipment &amp; supplies</b>	<b>15</b>	<b>67 033</b>	<b>100.0</b>
<b>0740</b>	<b>Other construction materials</b>	<b>43</b>	<b>54 952</b>	<b>100.0</b>	507	Hardware & plumbing & heating equipment & supplies	11	63 589	94.9
503	Lumber & other construction materials	39	48 320	87.9	<b>2100</b>	<b>Construction &amp; mining machinery, equipment, &amp; parts</b>	<b>19</b>	<b>97 844</b>	<b>100.0</b>
<b>0800</b>	<b>Photographic equipment &amp; supplies</b>	<b>9</b>	<b>84 137</b>	<b>100.0</b>	508	Machinery, equipment, & supplies	16	97 140	99.3
504	Professional & commercial equipment & supplies	9	84 137	100.0	<b>2200</b>	<b>Farm machinery, equipment, &amp; parts</b>	<b>11</b>	<b>4 640</b>	<b>100.0</b>
<b>0900</b>	<b>Office equipment</b>	<b>120</b>	<b>203 821</b>	<b>100.0</b>	508	Machinery, equipment, & supplies	6	2 707	58.3
504	Professional & commercial equipment & supplies	98	195 693	96.0	<b>2220</b>	<b>Garden machinery, equipment, &amp; supplies</b>	<b>9</b>	<b>3 931</b>	<b>100.0</b>
511	Paper & paper products	7	2 081	1.0	<b>2320</b>	<b>General-purpose industrial machinery, equipment, &amp; parts</b>	<b>165</b>	<b>308 030</b>	<b>100.0</b>
<b>0920</b>	<b>New computer equipment</b>	<b>54</b>	<b>159 933</b>	<b>100.0</b>	507	Hardware & plumbing & heating equipment & supplies	8	3 674	1.2
504	Professional & commercial equipment & supplies	52	159 885	100.0	508	Machinery, equipment, & supplies	144	299 152	97.1
<b>0950</b>	<b>Computer software - off the shelf</b>	<b>22</b>	<b>27 725</b>	<b>100.0</b>	<b>2340</b>	<b>Materials-handling equipment &amp; parts</b>	<b>20</b>	<b>30 682</b>	<b>100.0</b>
504	Professional & commercial equipment & supplies	22	27 725	100.0	508	Machinery, equipment, & supplies	20	30 682	100.0

See footnotes at end of table.

**Table 2. Kinds of Business by Commodity Line: 1997—Con.**

[For meaning of abbreviations and symbols, see introductory text. For explanation of terms, see Appendix A]

CL code and SIC code	Commodity line and kind of business	Establishments (number)	Sales (\$1,000)	Percent of sales accounted for by specified kind of business <sup>1</sup>	CL code and SIC code	Commodity line and kind of business	Establishments (number)	Sales (\$1,000)	Percent of sales accounted for by specified kind of business <sup>1</sup>
<b>2360</b>	<b>Other industrial machinery, equipment, &amp; parts</b> .....	<b>26</b>	<b>18 237</b>	<b>100.0</b>	<b>3900</b>	<b>Women's &amp; children's wear</b> .....	<b>122</b>	<b>124 897</b>	<b>100.0</b>
508	Machinery, equipment, & supplies .....	24	17 326	95.0	509 513	Miscellaneous durable goods .....	7	374	.3
<b>2380</b>	<b>Industrial valves &amp; fittings (except fluid-power)</b> .....	<b>53</b>	<b>143 675</b>	<b>100.0</b>	<b>4000</b>	<b>Apparel, piece goods, &amp; notions</b> .....	<b>109</b>	<b>119 973</b>	<b>96.1</b>
507	Hardware & plumbing & heating equipment & supplies .....	8	3 943	2.7	509 513	<b>Footwear</b> .....	<b>42</b>	<b>28 363</b>	<b>100.0</b>
508	Machinery, equipment, & supplies .....	38	134 121	93.4	<b>4100</b>	Miscellaneous durable goods .....	8	603	2.1
<b>2440</b>	<b>Welding supplies (excluding gases)</b> ..	<b>18</b>	<b>5 304</b>	<b>100.0</b>	<b>514</b>	Apparel, piece goods, & notions .....	<b>34</b>	<b>27 760</b>	<b>97.9</b>
508	Machinery, equipment, & supplies .....	10	2 264	42.7	<b>4200</b>	<b>Frozen foods (packaged)</b> .....	<b>104</b>	<b>335 821</b>	<b>100.0</b>
<b>2460</b>	<b>Other industrial supplies</b> .....	<b>21</b>	<b>25 742</b>	<b>100.0</b>	<b>514</b>	Groceries & related products .....	<b>96</b>	<b>324 614</b>	<b>96.7</b>
508	Machinery, equipment, & supplies .....	16	23 445	91.1	<b>4300</b>	<b>Dairy products (excluding dried or canned)</b> .....	<b>102</b>	<b>207 342</b>	<b>100.0</b>
<b>2500</b>	<b>Beauty &amp; barber equipment &amp; supplies</b> .....	<b>24</b>	<b>20 159</b>	<b>100.0</b>	<b>514</b>	Groceries & related products .....	<b>93</b>	<b>142 541</b>	<b>68.7</b>
508	Machinery, equipment, & supplies .....	24	20 159	100.0	<b>4400</b>	<b>Poultry &amp; poultry products</b> .....	<b>44</b>	<b>65 233</b>	<b>100.0</b>
<b>2520</b>	<b>Custodial (janitor's) equipment &amp; supplies</b> .....	<b>30</b>	<b>18 493</b>	<b>100.0</b>	<b>514</b>	Groceries & related products .....	<b>42</b>	<b>65 155</b>	<b>99.9</b>
508	Machinery, equipment, & supplies .....	28	18 108	97.9	<b>4500</b>	<b>Confectionery</b> .....	<b>44</b>	<b>103 142</b>	<b>100.0</b>
<b>2530</b>	<b>Laundry &amp; dry-cleaning equipment &amp; supplies</b> .....	<b>6</b>	<b>5 607</b>	<b>100.0</b>	<b>514</b>	Groceries & related products .....	<b>36</b>	<b>99 502</b>	<b>96.5</b>
<b>2540</b>	<b>Other service establishment equipment &amp; supplies</b> .....	<b>12</b>	<b>16 741</b>	<b>100.0</b>	<b>4600</b>	<b>Fish &amp; seafoods (excluding canned &amp; frozen packaged)</b> .....	<b>46</b>	<b>80 918</b>	<b>100.0</b>
<b>2700</b>	<b>Sporting &amp; recreational goods &amp; supplies</b> .....	<b>31</b>	<b>34 030</b>	<b>100.0</b>	<b>514</b>	Groceries & related products .....	<b>44</b>	<b>73 956</b>	<b>91.4</b>
509	Miscellaneous durable goods .....	28	19 599	57.6	<b>4700</b>	<b>Meat &amp; meat products (fresh &amp; unpackaged)</b> .....	<b>80</b>	<b>233 913</b>	<b>100.0</b>
<b>2800</b>	<b>Toys &amp; hobby goods &amp; supplies</b> .....	<b>28</b>	<b>38 740</b>	<b>100.0</b>	<b>4800</b>	Groceries & related products .....	<b>80</b>	<b>233 913</b>	<b>100.0</b>
509	Miscellaneous durable goods .....	22	38 363	99.0	<b>514</b>	<b>Fresh fruits &amp; vegetables</b> .....	<b>83</b>	<b>232 497</b>	<b>100.0</b>
<b>2900</b>	<b>Ferrous metal scrap</b> .....	<b>11</b>	<b>17 146</b>	<b>100.0</b>	<b>4820</b>	Groceries & related products .....	<b>83</b>	<b>232 497</b>	<b>100.0</b>
509	Miscellaneous durable goods .....	7	10 465	61.0	<b>4830</b>	<b>Coffee, tea, &amp; spices</b> .....	<b>66</b>	<b>21 017</b>	<b>100.0</b>
<b>2920</b>	<b>Nonferrous metal scrap</b> .....	<b>8</b>	<b>13 891</b>	<b>100.0</b>	<b>514</b>	Groceries & related products .....	<b>63</b>	<b>20 933</b>	<b>99.6</b>
<b>3000</b>	<b>Jewelry, watches, diamonds, &amp; other precious stones &amp; metals (include silverware)</b> .....	<b>45</b>	<b>44 098</b>	<b>100.0</b>	<b>518</b>	<b>Bread &amp; baked goods</b> .....	<b>64</b>	<b>136 119</b>	<b>100.0</b>
509	Miscellaneous durable goods .....	37	35 962	81.6	<b>4840</b>	Groceries & related products .....	<b>63</b>	<b>136 108</b>	<b>100.0</b>
<b>3100</b>	<b>Musical instruments &amp; supplies</b> .....	<b>12</b>	<b>20 358</b>	<b>100.0</b>	<b>514</b>	<b>Canned foods</b> .....	<b>145</b>	<b>389 720</b>	<b>100.0</b>
509	Miscellaneous durable goods .....	7	20 068	98.6	<b>514</b>	Groceries & related products .....	<b>132</b>	<b>376 193</b>	<b>96.5</b>
<b>3150</b>	<b>Other durable goods</b> .....	<b>50</b>	<b>90 657</b>	<b>100.0</b>	<b>518</b>	Beer, wine, & distilled alcoholic beverages .....	<b>7</b>	<b>9 964</b>	<b>2.6</b>
509	Miscellaneous durable goods .....	42	60 059	66.2	<b>4860</b>	<b>Food &amp; beverage basic materials (include flavoring extracts, fruit peel, malt, yeast, etc.)</b> .....	<b>53</b>	<b>147 804</b>	<b>100.0</b>
<b>3200</b>	<b>Printing &amp; writing (fine) paper</b> .....	<b>18</b>	<b>24 917</b>	<b>100.0</b>	<b>514</b>	Groceries & related products .....	<b>45</b>	<b>121 638</b>	<b>82.3</b>
511	Paper & paper products .....	16	24 583	98.7	<b>4850</b>	<b>Soft drinks &amp; bottled water</b> .....	<b>105</b>	<b>360 579</b>	<b>100.0</b>
<b>3300</b>	<b>Stationery, office supplies, &amp; greeting cards</b> .....	<b>32</b>	<b>52 146</b>	<b>100.0</b>	<b>514</b>	Groceries & related products .....	<b>84</b>	<b>311 239</b>	<b>86.3</b>
511	Paper & paper products .....	25	12 562	24.1	<b>518</b>	Beer, wine, & distilled alcoholic beverages .....	<b>15</b>	<b>48 864</b>	<b>13.6</b>
<b>3400</b>	<b>Industrial &amp; personal service paper</b> ..	<b>41</b>	<b>204 770</b>	<b>100.0</b>	<b>514</b>	<b>Other grocery specialties</b> .....	<b>135</b>	<b>446 302</b>	<b>100.0</b>
508	Machinery, equipment, & supplies .....	8	3 028	1.5	<b>515</b>	Groceries & related products .....	<b>122</b>	<b>391 866</b>	<b>87.8</b>
511	Paper & paper products .....	18	192 414	94.0	<b>5300</b>	<b>Grain &amp; beans</b> .....	<b>78</b>	<b>69 492</b>	<b>100.0</b>
514	Groceries & related products .....	9	1 941	.9	<b>508</b>	Groceries & related products .....	<b>69</b>	<b>30 666</b>	<b>44.1</b>
516	Chemicals & allied products .....	6	7 387	3.6	<b>514</b>	Other farm products .....	<b>16</b>	<b>17 492</b>	<b>100.0</b>
<b>3500</b>	<b>Drugs, pharmaceuticals, cosmetics, &amp; toiletries</b> .....	<b>195</b>	<b>1 605 894</b>	<b>100.0</b>	<b>515</b>	Farm-product raw materials .....	<b>10</b>	<b>17 048</b>	<b>97.5</b>
509	Miscellaneous durable goods .....	7	714	Z	<b>514</b>	<b>Plastics materials &amp; basic shapes</b> ..	<b>83</b>	<b>149 206</b>	<b>100.0</b>
512	Drugs, drug proprietaries, & druggists' sundries .....	154	1 500 603	93.4	<b>516</b>	Groceries & related products .....	<b>35</b>	<b>9 666</b>	<b>6.5</b>
514	Groceries & related products .....	14	52 031	3.2	<b>5330</b>	Chemicals & allied products .....	<b>30</b>	<b>128 632</b>	<b>86.2</b>
519	Miscellaneous nondurable goods .....	7	22 042	1.4	<b>501</b>	<b>Chemicals &amp; allied products (excluding agricultural, plastics, gases, &amp; petroleum)</b> .....	<b>106</b>	<b>295 447</b>	<b>100.0</b>
<b>3600</b>	<b>Piece goods, knit &amp; woven</b> .....	<b>20</b>	<b>23 441</b>	<b>100.0</b>	<b>508</b>	Machinery, equipment, & supplies .....	<b>8</b>	<b>1 643</b>	<b>.6</b>
513	Apparel, piece goods, & notions .....	18	23 181	98.9	<b>514</b>	Groceries & related products .....	<b>6</b>	<b>880</b>	<b>.3</b>
<b>3700</b>	<b>Notions &amp; other dry goods</b> .....	<b>7</b>	<b>1 304</b>	<b>100.0</b>	<b>516</b>	Chemicals & allied products .....	<b>74</b>	<b>289 160</b>	<b>97.9</b>
513	Apparel, piece goods, & notions .....	7	1 304	100.0	<b>5400</b>	<b>Petroleum products</b> .....	<b>53</b>	<b>1 000 132</b>	<b>100.0</b>
<b>3800</b>	<b>Men's &amp; boys' wear</b> .....	<b>72</b>	<b>84 228</b>	<b>100.0</b>	<b>501</b>	Motor vehicles & motor vehicle parts & supplies .....	<b>7</b>	<b>2 166</b>	<b>.2</b>
513	Apparel, piece goods, & notions .....	67	83 383	99.0	<b>517</b>	Petroleum & petroleum products .....	<b>41</b>	<b>992 615</b>	<b>99.2</b>
					<b>5420</b>	<b>Liquified petroleum gases (excluding natural gas)</b> .....	<b>66</b>	<b>90 778</b>	<b>100.0</b>
					<b>517</b>	Petroleum & petroleum products .....	<b>64</b>	<b>90 655</b>	<b>99.9</b>
					<b>5600</b>	<b>Beer &amp; ale</b> .....	<b>71</b>	<b>705 858</b>	<b>100.0</b>
					<b>514</b>	Groceries & related products .....	<b>44</b>	<b>62 234</b>	<b>8.8</b>
					<b>518</b>	Beer, wine, & distilled alcoholic beverages .....	<b>25</b>	<b>640 787</b>	<b>90.8</b>

See footnotes at end of table.

**Table 2. Kinds of Business by Commodity Line: 1997—Con.**

[For meaning of abbreviations and symbols, see introductory text. For explanation of terms, see Appendix A]

CL code and SIC code	Commodity line and kind of business	Establishments (number)	Sales (\$1,000)	Percent of sales accounted for by specified kind of business <sup>1</sup>	CL code and SIC code	Commodity line and kind of business	Establishments (number)	Sales (\$1,000)	Percent of sales accounted for by specified kind of business <sup>1</sup>
<b>5700</b>	<b>Wines &amp; distilled alcoholic beverages</b> .....	<b>88</b>	<b>192 539</b>	<b>100.0</b>	<b>6120</b>	<b>Art goods (including novelties &amp; souvenirs)</b> .....	<b>39</b>	<b>10 175</b>	<b>100.0</b>
514	Groceries & related products .....	48	34 351	17.8	511	Paper & paper products .....	7	464	4.6
518	Beer, wine, & distilled alcoholic beverages .....	35	149 458	77.6	519	Miscellaneous nondurable goods .....	23	6 197	60.9
<b>5800</b>	<b>Farm supplies</b> .....	<b>37</b>	<b>22 813</b>	<b>100.0</b>	<b>6150</b>	<b>Other nondurable goods</b> .....	<b>123</b>	<b>382 778</b>	<b>100.0</b>
519	Miscellaneous nondurable goods .....	35	22 754	99.7	514	Groceries & related products .....	17	31 135	8.1
<b>5900</b>	<b>Tobacco &amp; tobacco products</b> .....	<b>16</b>	<b>150 855</b>	<b>100.0</b>	519	Miscellaneous nondurable goods .....	95	349 134	91.2
519	Miscellaneous nondurable goods .....	11	148 696	98.6	<b>9700</b>	<b>Service receipts &amp; labor charges (including installed parts)</b> .....	<b>61</b>	<b>85 633</b>	<b>100.0</b>
<b>6000</b>	<b>Paint, paint supplies, &amp; wallpaper</b> .....	<b>50</b>	<b>49 348</b>	<b>100.0</b>	501	Motor vehicles & motor vehicle parts & supplies .....	6	302	.4
507	Hardware & plumbing & heating equipment & supplies .....	8	2 631	5.3	504	Professional & commercial equipment & supplies .....	19	68 302	79.8
519	Miscellaneous nondurable goods .....	32	42 838	86.8	508	Machinery, equipment, & supplies .....	16	8 897	10.4
<b>6100</b>	<b>Books, periodicals, newspapers, &amp; miscellaneous printed materials</b> .....	<b>77</b>	<b>42 634</b>	<b>100.0</b>	<b>9980</b>	<b>Miscellaneous receipts</b> .....	<b>57</b>	<b>9 370</b>	<b>100.0</b>
519	Miscellaneous nondurable goods .....	63	39 505	92.7	508	Machinery, equipment, & supplies .....	8	680	7.3
<b>6110</b>	<b>Flowers &amp; florists' supplies</b> .....	<b>63</b>	<b>31 071</b>	<b>100.0</b>	517	Petroleum & petroleum products .....	26	679	7.2
519	Miscellaneous nondurable goods .....	53	29 003	93.3	519	Miscellaneous nondurable goods .....	7	154	1.6

<sup>1</sup>Commodity line percents, by kind of business, may not add to totals due to exclusion of selected lines to avoid disclosing data for individual companies and due to rounding.

**Table 1. Merchandise Lines by Kind of Business: 1997**

[For meaning of abbreviations and symbols, see introductory text. For explanation of terms, see Appendix A]

SIC code and ML code	Kind of business and merchandise line	Establishments handling the merchandise line		Sales of specified merchandise line			Sales of establishments reporting merchandise line sales as percent of total sales
		Number	Total sales (\$1,000)	Amount (\$1,000)	As percent of total sales of—		
					Establishments handling the line	All establishments <sup>1</sup>	
	<b>Retail Trade .....</b>	<b>14 582</b>	<b>X</b>	<b>17 087 950</b>	<b>X</b>	<b>100.0</b>	<b>u</b>
0101	Meat, fish, & poultry (including prepackaged & canned meats requiring refrigeration) .....	1 173	3 621 056	610 906	16.9	3.6	X
0102	Produce (including fresh & prepackaged fruits & vegetables) .....	1 148	3 689 309	318 033	8.6	1.9	X
0103	Frozen foods (including packaged foods sold in a frozen state) .....	1 033	2 446 459	211 969	8.7	1.2	X
0104	Dairy products & related foods (including milk, cheese, butter, yogurt, ice cream, eggs, etc) ..	1 624	4 383 514	534 315	12.2	3.1	X
0106	Bakery products not baked on the premises, except frozen .....	1 567	3 317 966	303 370	9.1	1.8	X
0114	All other foods, excluding pet food .....	1 662	5 248 657	1 214 166	23.1	7.1	X
0120	Meals, unpackaged snacks, sandwiches, & nonalcoholic beverages (including soup & salad bars, party platters, & hand-dipped ice cream) .....	3 695	2 813 286	1 395 823	49.6	8.2	X
0130	Alcoholic drinks (served for consumption at the premises) .....	1 310	658 581	105 108	16.0	.6	X
0140	Packaged liquor, wine, & beer .....	1 265	2 485 446	326 665	13.1	1.9	X
0150	Cigars, cigarettes, tobacco, & smokers' accessories (excluding sales from vending machines operated by others) .....	1 446	3 858 065	132 231	3.4	.8	X
0161	Prescriptions, from a pharmacist .....	736	1 611 362	445 041	27.6	2.6	X
0162	Nonprescription medicines & vitamins, proprietary & over-the-counter ethical medicines, or health & beauty aids .....	1 377	4 507 733	455 198	10.1	2.7	X
0180	Soaps, detergents, & household cleaners .....	1 519	5 053 646	286 249	5.7	1.7	X
0190	Paper & related products (including paper towels, toilet tissue, wraps, bags, foils, etc) ...	1 356	4 963 559	273 314	5.5	1.6	X
0200	Men's & boy's wear .....	1 275	2 950 498	599 030	20.3	3.5	X
0220	Women's & girl's wear .....	1 389	3 316 687	801 066	24.2	4.7	X
0230	Women's accessories .....	913	2 553 206	203 774	8.0	1.2	X
0260	Footwear (including accessories) .....	828	1 532 128	386 780	25.2	2.3	X
0270	Sewing, knitting, & needlework goods (including fabrics, patterns, sewing supplies, notions, yarns, etc) .....	342	1 096 720	54 303	5.0	.3	X
0280	Curtains, draperies, blinds, slipcovers, & bed & table coverings .....	344	1 532 871	154 816	10.1	.9	X
0300	Major household appliances (including vacuum cleaners, refrigerators, dehumidifiers, dishwashers, etc) .....	537	2 105 469	244 865	11.6	1.4	X
0310	Small electric appliances (including mixers, blenders, can openers, toasters, frypans, & personal care appliances) .....	707	2 354 001	93 994	4.0	.6	X
0320	Televisions, video recorders, video cameras, video tapes, etc (including parts & accessories) .....	809	2 907 041	236 883	8.1	1.4	X
0330	Audio equipment & musical instruments & supplies (including radios, stereos, CDs, sheet music, etc) .....	603	1 140 811	197 905	17.3	1.2	X
0343	Sleep furniture & equipment (including mattresses, springs, cots, waterbeds, headboards, etc) .....	316	219 041	49 586	22.6	.3	X
0344	Other living room, dining room, & bedroom furniture .....	453	802 417	247 284	30.8	1.4	X
0345	All other furniture (outdoor, office, computer-related, & kitchen) .....	437	1 587 514	92 639	5.8	.5	X
0360	Flooring & floor coverings .....	74	147 074	66 066	44.9	.4	X
0370	Computer hardware, software, & supplies .....	163	671 778	158 245	23.6	.9	X
0380	Kitchenware & home furnishings (including cookware, cooking access, dinnerware, etc) ..	637	2 711 347	239 678	8.8	1.4	X
0400	Jewelry (including watches & watch attachments, novelty jewelry, etc) .....	707	2 119 748	210 110	9.9	1.2	X
0440	Photographic equipment & supplies .....	455	1 909 213	67 738	3.5	.4	X
0490	Optical goods (including eyeglasses, contact lenses, sunglasses, etc) .....	395	527 635	103 204	19.6	.6	X
0500	Sporting goods (including boats, bicycles, parts & accessories, etc) .....	227	971 953	71 085	7.3	.4	X
0580	Recreational vehicles, parts & accessories .....	24	27 812	21 901	78.7	.1	X
0600	Hardware tools, plumbing, & electrical supplies .....	1 029	2 328 950	433 595	18.6	2.5	X
0620	Lawn & garden equipment & supplies, cut flowers, plants, shrubs, fertilizers, etc. ....	589	1 537 316	92 957	6.0	.5	X
0640	Dimensional lumber & other building/structural materials & supplies .....	492	714 126	424 984	59.5	2.5	X
0670	Paint & sundries .....	497	1 002 341	136 672	13.6	.8	X
0715	New automobiles, vans, & trucks .....	229	2 449 106	1 896 135	77.4	11.1	X
0716	Used automobiles, vans, & trucks .....	347	2 299 831	646 972	28.1	3.8	X
0717	Other powered transportation vehicles .....	55	93 822	75 591	80.6	.4	X
0721	Gasoline .....	1 135	1 159 288	975 851	84.2	5.7	X
0725	Diesel fuel .....	415	428 009	43 345	10.1	.3	X
0726	Other automotive fuels .....	166	178 794	13 087	7.3	.1	X
0730	Automotive lubricants (oil, greases, etc) .....	995	1 468 066	98 946	6.7	.6	X
0740	Automotive tires, tubes, batteries, parts, & accessories .....	1 219	2 223 950	660 253	29.7	3.9	X
0780	Household fuels (oil, LP gas, wood, & coal) ...	223	260 443	56 195	21.6	.3	X
9810	All other merchandise .....	1 661	2 891 026	560 248	19.4	3.3	X
9900	Nonmerchandise receipts from customers .....	213	596 280	59 578	10.0	.3	X

See footnotes at end of table.

**Table 1. Merchandise Lines by Kind of Business: 1997—Con.**

[For meaning of abbreviations and symbols, see introductory text. For explanation of terms, see Appendix A]

SIC code and ML code	Kind of business and merchandise line	Establishments handling the merchandise line		Sales of specified merchandise line			Sales of establishments reporting merchandise line sales as percent of total sales
		Number	Total sales (\$1,000)	Amount (\$1,000)	As percent of total sales of—		
					Establishments handling the line	All establishments <sup>1</sup>	
<b>52</b>	<b>Building materials, hardware, garden supply, &amp; mobile home dealer</b> .....	<b>987</b>	<b>X</b>	<b>972 940</b>	<b>X</b>	<b>100.0</b>	<b>u</b>
0180	Soaps, detergents, & household cleaners .....	19	80 602	3 271	4.1	.3	X
0190	Paper & related products (including paper towels, toilet tissue, wraps, bags, foils, etc) ...	19	76 361	2 851	3.7	.3	X
0300	Major household appliances (including vacuum cleaners, refrigerators, dehumidifiers, dishwashers, etc) .....	7	3 358	193	5.7	Z	X
0310	Small electric appliances (including mixers, blenders, can openers, toasters, frypans, & personal care appliances) .....	20	10 931	334	3.1	Z	X
0360	Flooring & floor coverings .....	20	64 474	6 505	10.1	.7	X
0380	Kitchenware & home furnishings (including cookware, cooking access, dinnerware, etc) ..	29	8 523	935	11.0	.1	X
0500	Sporting goods (including boats, bicycles, parts & accessories, etc) .....	10	3 465	213	6.1	Z	X
0600	Hardware tools, plumbing, & electrical supplies .....	645	593 141	364 677	61.5	37.5	X
0620	Lawn & garden equipment & supplies, cut flowers, plants, shrubs, fertilizers, etc. ....	178	193 212	41 951	21.7	4.3	X
0640	Dimensional lumber & other building/structural materials & supplies .....	481	667 904	421 764	63.1	43.3	X
0670	Paint & sundries .....	351	395 438	127 355	32.2	13.1	X
9810	All other merchandise .....	43	16 088	2 051	12.7	.2	X
<b>521</b>	<b>Lumber &amp; other building materials dealers</b> .....	<b>213</b>	<b>X</b>	<b>334 484</b>	<b>X</b>	<b>100.0</b>	<b>u</b>
0600	Hardware tools, plumbing, & electrical supplies .....	50	53 917	10 845	20.1	3.2	X
0640	Dimensional lumber & other building/structural materials & supplies .....	213	334 484	313 116	93.6	93.6	X
0670	Paint & sundries .....	37	48 853	9 469	19.4	2.8	X
9810	All other merchandise .....	9	6 866	311	4.5	.1	X
<b>523</b>	<b>Paint, glass, &amp; wallpaper stores</b> .....	<b>110</b>	<b>X</b>	<b>79 469</b>	<b>X</b>	<b>100.0</b>	<b>t</b>
0600	Hardware tools, plumbing, & electrical supplies .....	12	3 090	771	25.0	1.0	X
0640	Dimensional lumber & other building/structural materials & supplies .....	7	1 740	344	19.8	.4	X
0670	Paint & sundries .....	110	79 469	77 171	97.1	97.1	X
9810	All other merchandise .....	6	1 259	538	42.7	.7	X
<b>525</b>	<b>Hardware stores</b> .....	<b>577</b>	<b>X</b>	<b>535 345</b>	<b>X</b>	<b>100.0</b>	<b>u</b>
0180	Soaps, detergents, & household cleaners .....	18	80 255	3 244	4.0	.6	X
0190	Paper & related products (including paper towels, toilet tissue, wraps, bags, foils, etc) ...	18	76 014	2 824	3.7	.5	X
0300	Major household appliances (including vacuum cleaners, refrigerators, dehumidifiers, dishwashers, etc) .....	7	3 358	193	5.7	Z	X
0310	Small electric appliances (including mixers, blenders, can openers, toasters, frypans, & personal care appliances) .....	17	9 224	313	3.4	.1	X
0360	Flooring & floor coverings .....	16	60 369	5 928	9.8	1.1	X
0380	Kitchenware & home furnishings (including cookware, cooking access, dinnerware, etc) ..	24	5 986	492	8.2	.1	X
0500	Sporting goods (including boats, bicycles, parts & accessories, etc) .....	8	1 728	152	8.8	Z	X
0600	Hardware tools, plumbing, & electrical supplies .....	577	535 345	352 918	65.9	65.9	X
0620	Lawn & garden equipment & supplies, cut flowers, plants, shrubs, fertilizers, etc. ....	88	169 222	19 617	11.6	3.7	X
0640	Dimensional lumber & other building/structural materials & supplies .....	259	330 615	107 984	32.7	20.2	X
0670	Paint & sundries .....	202	266 051	40 609	15.3	7.6	X
9810	All other merchandise .....	22	6 971	572	8.2	.1	X
<b>526</b>	<b>Retail nurseries, lawn &amp; garden supply stores</b> .....	<b>86</b>	<b>D</b>	<b>D</b>	<b>D</b>	<b>D</b>	<b>D</b>
<b>527</b>	<b>Mobile home dealers</b> .....	<b>1</b>	<b>D</b>	<b>D</b>	<b>D</b>	<b>D</b>	<b>D</b>
<b>53</b>	<b>General merchandise stores</b> .....	<b>389</b>	<b>X</b>	<b>2 229 949</b>	<b>X</b>	<b>100.0</b>	<b>t</b>
0101	Meat, fish, & poultry (including prepackaged & canned meats requiring refrigeration) .....	10	375 022	39 653	10.6	1.8	X
0102	Produce (including fresh & prepackaged fruits & vegetables) .....	10	374 520	11 293	3.0	.5	X
0103	Frozen foods (including packaged foods sold in a frozen state) .....	14	380 764	51 180	13.4	2.3	X
0104	Dairy products & related foods (including milk, cheese, butter, yogurt, ice cream, eggs, etc) ..	14	379 498	22 436	5.9	1.0	X
0106	Bakery products not baked on the premises, except frozen .....	17	400 909	9 733	2.4	.4	X
0114	All other foods, excluding pet food .....	150	1 276 113	126 619	9.9	5.7	X
0120	Meals, unpackaged snacks, sandwiches, & nonalcoholic beverages (including soup & salad bars, party platters, & hand-dipped ice cream) .....	141	708 244	21 689	3.1	1.0	X
0140	Packaged liquor, wine, & beer .....	9	374 317	58 843	15.7	2.6	X
0150	Cigars, cigarettes, tobacco, & smokers' accessories (excluding sales from vending machines operated by others) .....	38	770 450	9 225	1.2	.4	X
0161	Prescriptions, from a pharmacist .....	20	521 852	18 927	3.6	.8	X

See footnotes at end of table.

**Table 1. Merchandise Lines by Kind of Business: 1997—Con.**

[For meaning of abbreviations and symbols, see introductory text. For explanation of terms, see Appendix A]

SIC code and ML code	Kind of business and merchandise line	Establishments handling the merchandise line		Sales of specified merchandise line			Sales of establishments reporting merchandise line sales as percent of total sales
		Number	Total sales (\$1,000)	Amount (\$1,000)	As percent of total sales of—		
					Establishments handling the line	All establishments <sup>1</sup>	
<b>53</b>	<b>General merchandise stores—Con.</b>						
0162	Nonprescription medicines & vitamins, proprietary & over-the-counter ethical medicines, or health & beauty aids . . . . .	227	1 533 427	93 171	6.1	4.2	X
0180	Soaps, detergents, & household cleaners . . . . .	267	1 586 576	130 932	8.3	5.9	X
0190	Paper & related products (including paper towels, toilet tissue, wraps, bags, foils, etc) . . . . .	279	1 598 126	94 218	5.9	4.2	X
0200	Men's & boy's wear . . . . .	241	2 027 316	180 003	8.9	8.1	X
0220	Women's & girl's wear . . . . .	257	2 050 187	283 956	13.9	12.7	X
0230	Women's accessories . . . . .	222	1 547 498	109 527	7.1	4.9	X
0260	Footwear (including accessories) . . . . .	161	1 075 686	31 746	3.0	1.4	X
0270	Sewing, knitting, & needlework goods (including fabrics, patterns, sewing supplies, notions, yarns, etc) . . . . .	178	1 028 265	23 565	2.3	1.1	X
0280	Curtains, draperies, blinds, slipcovers, & bed & table coverings . . . . .	254	1 385 681	138 160	10.0	6.2	X
0300	Major household appliances (including vacuum cleaners, refrigerators, dehumidifiers, dishwashers, etc) . . . . .	61	1 436 591	81 288	5.7	3.6	X
0310	Small electric appliances (including mixers, blenders, can openers, toasters, frypans, & personal care appliances) . . . . .	236	1 537 606	49 155	3.2	2.2	X
0320	Televisions, video recorders, video cameras, video tapes, etc (including parts & accessories) . . . . .	229	1 864 408	141 183	7.6	6.3	X
0330	Audio equipment & musical instruments & supplies (including radios, stereos, CDs, sheet music, etc) . . . . .	152	631 887	15 484	2.5	.7	X
0343	Sleep furniture & equipment (including mattresses, springs, cots, waterbeds, headboards, etc) . . . . .	7	7 789	307	3.9	Z	X
0344	Other living room, dining room, & bedroom furniture . . . . .	17	379 149	34 362	9.1	1.5	X
0345	All other furniture (outdoor, office, computer-related, & kitchen) . . . . .	165	1 318 941	37 053	2.8	1.7	X
0370	Computer hardware, software, & supplies . . . . .	31	451 668	11 933	2.6	.5	X
0380	Kitchenware & home furnishings (including cookware, cooking access, dinnerware, etc) . . . . .	230	1 772 905	97 317	5.5	4.4	X
0400	Jewelry (including watches & watch attachments, novelty jewelry, etc) . . . . .	73	1 565 942	32 227	2.1	1.4	X
0440	Photographic equipment & supplies . . . . .	166	1 262 871	15 599	1.2	.7	X
0490	Optical goods (including eyeglasses, contact lenses, sunglasses, etc) . . . . .	24	101 844	1 109	1.1	Z	X
0500	Sporting goods (including boats, bicycles, parts & accessories, etc) . . . . .	47	893 330	30 897	3.5	1.4	X
0600	Hardware tools, plumbing, & electrical supplies . . . . .	181	1 065 240	53 564	5.0	2.4	X
0620	Lawn & garden equipment & supplies, cut flowers, plants, shrubs, fertilizers, etc. . . . .	147	711 300	24 368	3.4	1.1	X
0670	Paint & sundries . . . . .	125	548 111	6 959	1.3	.3	X
9810	All other merchandise . . . . .	160	622 805	112 771	18.1	5.1	X
9900	Nonmerchandise receipts from customers . . . . .	7	240 767	28 093	11.7	1.3	X
<b>531</b>	<b>Department stores<sup>2</sup></b> . . . . .	<b>47</b>	<b>X</b>	<b>1 260 163</b>	<b>X</b>	<b>100.0</b>	<b>t</b>
0114	All other foods, excluding pet food . . . . .	31	723 490	29 506	4.1	2.3	X
0120	Meals, unpackaged snacks, sandwiches, & nonalcoholic beverages (including soup & salad bars, party platters, & hand-dipped ice cream) . . . . .	21	439 524	12 444	2.8	1.0	X
0150	Cigars, cigarettes, tobacco, & smokers' accessories (excluding sales from vending machines operated by others) . . . . .	21	439 524	5 054	1.1	.4	X
0161	Prescriptions, from a pharmacist . . . . .	19	517 897	18 888	3.6	1.5	X
0162	Nonprescription medicines & vitamins, proprietary & over-the-counter ethical medicines, or health & beauty aids . . . . .	31	723 490	62 219	8.6	4.9	X
0180	Soaps, detergents, & household cleaners . . . . .	31	723 490	37 118	5.1	2.9	X
0190	Paper & related products (including paper towels, toilet tissue, wraps, bags, foils, etc) . . . . .	31	723 490	9 947	1.4	.8	X
0200	Men's & boy's wear . . . . .	46	1 252 584	147 364	11.8	11.7	X
0220	Women's & girl's wear . . . . .	46	1 252 584	238 098	19.0	18.9	X
0230	Women's accessories . . . . .	46	1 252 584	89 505	7.1	7.1	X
0260	Footwear (including accessories) . . . . .	25	813 060	25 207	3.1	2.0	X
0270	Sewing, knitting, & needlework goods (including fabrics, patterns, sewing supplies, notions, yarns, etc) . . . . .	29	708 555	9 858	1.4	.8	X
0280	Curtains, draperies, blinds, slipcovers, & bed & table coverings . . . . .	36	924 469	89 121	9.6	7.1	X
0300	Major household appliances (including vacuum cleaners, refrigerators, dehumidifiers, dishwashers, etc) . . . . .	40	1 044 250	75 683	7.2	6.0	X
0310	Small electric appliances (including mixers, blenders, can openers, toasters, frypans, & personal care appliances) . . . . .	31	723 490	22 178	3.1	1.8	X
0320	Televisions, video recorders, video cameras, video tapes, etc (including parts & accessories) . . . . .	42	1 059 184	99 995	9.4	7.9	X
0330	Audio equipment & musical instruments & supplies (including radios, stereos, CDs, sheet music, etc) . . . . .	9	283 966	6 946	2.4	.6	X
0344	Other living room, dining room, & bedroom furniture . . . . .	11	335 694	32 667	9.7	2.6	X
0345	All other furniture (outdoor, office, computer-related, & kitchen) . . . . .	31	723 490	24 012	3.3	1.9	X

See footnotes at end of table.



**Table 1. Merchandise Lines by Kind of Business: 1997—Con.**

[For meaning of abbreviations and symbols, see introductory text. For explanation of terms, see Appendix A]

SIC code and ML code	Kind of business and merchandise line	Establishments handling the merchandise line		Sales of specified merchandise line			Sales of establishments reporting merchandise line sales as percent of total sales
		Number	Total sales (\$1,000)	Amount (\$1,000)	As percent of total sales of—		
					Establishments handling the line	All establishments <sup>1</sup>	
<b>53</b>	<b>General merchandise stores—Con.</b>						
<b>531</b>	<b>Department stores<sup>2</sup>—Con.</b>						
0370	Computer hardware, software, & supplies . . . .	14	416 378	11 266	2.7	.9	X
0380	Kitchenware & home furnishings (including cookware, cooking access, dinnerware, etc) ..	41	1 051 605	51 845	4.9	4.1	X
0400	Jewelry (including watches & watch attachments, novelty jewelry, etc) . . . . .	46	1 252 584	27 397	2.2	2.2	X
0440	Photographic equipment & supplies . . . . .	31	723 490	8 108	1.1	.6	X
0500	Sporting goods (including boats, bicycles, parts & accessories, etc) . . . . .	28	642 806	26 269	4.1	2.1	X
0600	Hardware tools, plumbing, & electrical supplies . . . . .	24	584 601	36 417	6.2	2.9	X
0620	Lawn & garden equipment & supplies, cut flowers, plants, shrubs, fertilizers, etc. . . . .	14	389 417	17 833	4.6	1.4	X
0670	Paint & sundries . . . . .	11	338 072	3 385	1.0	.3	X
9810	All other merchandise . . . . .	10	328 115	13 137	4.0	1.0	X
9900	Nonmerchandise receipts from customers . . . .	6	239 767	27 923	11.6	2.2	X
<b>533</b>	<b>Variety stores . . . . .</b>	<b>133</b>	<b>X</b>	<b>238 265</b>	<b>X</b>	<b>100.0</b>	<b>t</b>
0114	All other foods, excluding pet food . . . . .	93	166 676	16 146	9.7	6.8	X
0120	Meals, unpackaged snacks, sandwiches, & nonalcoholic beverages (including soup & salad bars, party platters, & hand-dipped ice cream) . . . . .	92	166 518	8 012	4.8	3.4	X
0162	Nonprescription medicines & vitamins, proprietary & over-the-counter ethical medicines, or health & beauty aids . . . . .	102	218 020	10 579	4.9	4.4	X
0180	Soaps, detergents, & household cleaners . . . .	107	216 507	27 980	12.9	11.7	X
0190	Paper & related products (including paper towels, toilet tissue, wraps, bags, foils, etc) . . .	116	227 858	22 513	9.9	9.4	X
0200	Men's & boy's wear . . . . .	114	221 433	10 998	5.0	4.6	X
0220	Women's & girl's wear . . . . .	111	209 437	9 985	4.8	4.2	X
0230	Women's accessories . . . . .	111	213 001	7 995	3.8	3.4	X
0260	Footwear (including accessories) . . . . .	108	220 497	5 718	2.6	2.4	X
0270	Sewing, knitting, & needlework goods (including fabrics, patterns, sewing supplies, notions, yarns, etc) . . . . .	101	174 110	2 514	1.4	1.1	X
0280	Curtains, draperies, blinds, slipcovers, & bed & table coverings . . . . .	111	225 101	16 141	7.2	6.8	X
0310	Small electric appliances (including mixers, blenders, can openers, toasters, frypans, & personal care appliances) . . . . .	103	215 413	12 596	5.8	5.3	X
0320	Televisions, video recorders, video cameras, video tapes, etc (including parts & accessories) . . . . .	102	217 955	16 498	7.6	6.9	X
0330	Audio equipment & musical instruments & supplies (including radios, stereos, CDs, sheet music, etc) . . . . .	99	213 863	5 345	2.5	2.2	X
0345	All other furniture (outdoor, office, computer-related, & kitchen) . . . . .	94	169 077	4 777	2.8	2.0	X
0380	Kitchenware & home furnishings (including cookware, cooking access, dinnerware, etc) ..	107	221 059	24 981	11.3	10.5	X
0400	Jewelry (including watches & watch attachments, novelty jewelry, etc) . . . . .	13	43 634	993	2.3	.4	X
0440	Photographic equipment & supplies . . . . .	99	213 590	2 492	1.2	1.0	X
0500	Sporting goods (including boats, bicycles, parts & accessories, etc) . . . . .	9	48 297	2 156	4.5	.9	X
0600	Hardware tools, plumbing, & electrical supplies . . . . .	94	208 883	9 092	4.4	3.8	X
0620	Lawn & garden equipment & supplies, cut flowers, plants, shrubs, fertilizers, etc. . . . .	102	215 344	4 266	2.0	1.8	X
0670	Paint & sundries . . . . .	93	170 734	1 737	1.0	.7	X
9810	All other merchandise . . . . .	19	20 058	11 234	56.0	4.7	X
<b>539</b>	<b>Miscellaneous general merchandise stores . . . . .</b>	<b>209</b>	<b>X</b>	<b>731 521</b>	<b>X</b>	<b>100.0</b>	<b>t</b>
0101	Meat, fish, & poultry (including prepackaged & canned meats requiring refrigeration) . . . . .	10	375 022	39 653	10.6	5.4	X
0102	Produce (including fresh & prepackaged fruits & vegetables) . . . . .	10	374 520	11 293	3.0	1.5	X
0103	Frozen foods (including packaged foods sold in a frozen state) . . . . .	13	379 300	50 740	13.4	6.9	X
0104	Dairy products & related foods (including milk, cheese, butter, yogurt, ice cream, eggs, etc) .	14	379 498	22 436	5.9	3.1	X
0106	Bakery products not baked on the premises, except frozen . . . . .	17	400 909	9 733	2.4	1.3	X
0114	All other foods, excluding pet food . . . . .	26	385 947	80 967	21.0	11.1	X
0120	Meals, unpackaged snacks, sandwiches, & nonalcoholic beverages (including soup & salad bars, party platters, & hand-dipped ice cream) . . . . .	28	102 202	1 233	1.2	.2	X
0140	Packaged liquor, wine, & beer . . . . .	9	374 317	58 843	15.7	8.0	X
0150	Cigars, cigarettes, tobacco, & smokers' accessories (excluding sales from vending machines operated by others) . . . . .	14	288 300	3 742	1.3	.5	X
0162	Nonprescription medicines & vitamins, proprietary & over-the-counter ethical medicines, or health & beauty aids . . . . .	94	591 917	20 373	3.4	2.8	X

See footnotes at end of table.

**Table 1. Merchandise Lines by Kind of Business: 1997—Con.**

[For meaning of abbreviations and symbols, see introductory text. For explanation of terms, see Appendix A]

SIC code and ML code	Kind of business and merchandise line	Establishments handling the merchandise line		Sales of specified merchandise line			Sales of establishments reporting merchandise line sales as percent of total sales
		Number	Total sales (\$1,000)	Amount (\$1,000)	As percent of total sales of—		
					Establishments handling the line	All establishments <sup>1</sup>	
<b>53</b>	<b>General merchandise stores—Con.</b>						
<b>539</b>	<b>Miscellaneous general merchandise stores—Con.</b>						
0180	Soaps, detergents, & household cleaners . . . . .	129	646 579	65 834	10.2	9.0	X
0190	Paper & related products (including paper towels, toilet tissue, wraps, bags, foils, etc) . . .	132	646 778	61 758	9.5	8.4	X
0200	Men's & boy's wear . . . . .	81	553 299	21 641	3.9	3.0	X
0220	Women's & girl's wear . . . . .	100	588 166	35 873	6.1	4.9	X
0230	Women's accessories . . . . .	65	81 913	12 027	14.7	1.6	X
0260	Footwear (including accessories) . . . . .	28	42 129	821	1.9	.1	X
0270	Sewing, knitting, & needlework goods (including fabrics, patterns, sewing supplies, notions, yarns, etc) . . . . .	48	145 600	11 193	7.7	1.5	X
0280	Curtains, draperies, blinds, slipcovers, & bed & table coverings . . . . .	107	236 111	32 898	13.9	4.5	X
0300	Major household appliances (including vacuum cleaners, refrigerators, dehumidifiers, dishwashers, etc) . . . . .	17	379 138	5 134	1.4	.7	X
0310	Small electric appliances (including mixers, blenders, can openers, toasters, frypans, & personal care appliances) . . . . .	102	598 703	14 381	2.4	2.0	X
0320	Televisions, video recorders, video cameras, video tapes, etc (including parts & accessories) . . . . .	85	587 269	24 690	4.2	3.4	X
0330	Audio equipment & musical instruments & supplies (including radios, stereos, CDs, sheet music, etc) . . . . .	44	134 058	3 193	2.4	.4	X
0345	All other furniture (outdoor, office, computer-related, & kitchen) . . . . .	40	426 374	8 264	1.9	1.1	X
0370	Computer hardware, software, & supplies . . . . .	16	31 073	622	2.0	.1	X
0380	Kitchenware & home furnishings (including cookware, cooking access, dinnerware, etc) . .	82	500 241	20 491	4.1	2.8	X
0400	Jewelry (including watches & watch attachments, novelty jewelry, etc) . . . . .	14	269 724	3 837	1.4	.5	X
0440	Photographic equipment & supplies . . . . .	36	325 791	4 999	1.5	.7	X
0490	Optical goods (including eyeglasses, contact lenses, sunglasses, etc) . . . . .	23	97 627	1 064	1.1	.1	X
0500	Sporting goods (including boats, bicycles, parts & accessories, etc) . . . . .	10	202 227	2 472	1.2	.3	X
0600	Hardware tools, plumbing, & electrical supplies . . . . .	63	271 756	8 055	3.0	1.1	X
0620	Lawn & garden equipment & supplies, cut flowers, plants, shrubs, fertilizers, etc. . . . .	31	106 539	2 269	2.1	.3	X
0670	Paint & sundries . . . . .	21	39 305	1 837	4.7	.3	X
9810	All other merchandise . . . . .	131	274 632	88 400	32.2	12.1	X
<b>54</b>	<b>Food stores . . . . .</b>	<b>2 066</b>	<b>X</b>	<b>3 620 616</b>	<b>X</b>	<b>100.0</b>	<b>u</b>
0101	Meat, fish, & poultry (including prepackaged & canned meats requiring refrigeration) . . . . .	1 035	3 217 528	563 925	17.5	15.6	X
0102	Produce (including fresh & prepackaged fruits & vegetables) . . . . .	1 023	3 241 653	298 944	9.2	8.3	X
0103	Frozen foods (including packaged foods sold in a frozen state) . . . . .	919	1 948 055	151 199	7.8	4.2	X
0104	Dairy products & related foods (including milk, cheese, butter, yogurt, ice cream, eggs, etc) . .	1 326	3 342 534	493 852	14.8	13.6	X
0106	Bakery products not baked on the premises, except frozen . . . . .	1 371	2 663 796	284 811	10.7	7.9	X
0114	All other foods, excluding pet food . . . . .	1 174	3 253 554	1 031 353	31.7	28.5	X
0120	Meals, unpackaged snacks, sandwiches, & nonalcoholic beverages (including soup & salad bars, party platters, & hand-dipped ice cream) . . . . .	482	482 398	47 788	9.9	1.3	X
0130	Alcoholic drinks (served for consumption at the premises) . . . . .	300	276 081	22 173	8.0	.6	X
0140	Packaged liquor, wine, & beer . . . . .	795	1 838 786	230 077	12.5	6.4	X
0150	Cigars, cigarettes, tobacco, & smokers' accessories (excluding sales from vending machines operated by others) . . . . .	783	2 466 518	93 388	3.8	2.6	X
0161	Prescriptions, from a pharmacist . . . . .	30	226 322	5 562	2.5	.2	X
0162	Nonprescription medicines & vitamins, proprietary & over-the-counter ethical medicines, or health & beauty aids . . . . .	395	2 067 967	107 658	5.2	3.0	X
0180	Soaps, detergents, & household cleaners . . . . .	826	2 628 817	131 301	5.0	3.6	X
0190	Paper & related products (including paper towels, toilet tissue, wraps, bags, foils, etc) . . .	603	2 519 796	115 152	4.6	3.2	X
0200	Men's & boy's wear . . . . .	6	97 315	1 606	1.7	Z	X
0220	Women's & girl's wear . . . . .	6	52 386	934	1.8	Z	X
0230	Women's accessories . . . . .	16	34 487	617	1.8	Z	X
0270	Sewing, knitting, & needlework goods (including fabrics, patterns, sewing supplies, notions, yarns, etc) . . . . .	6	1 572	41	2.6	Z	X
0280	Curtains, draperies, blinds, slipcovers, & bed & table coverings . . . . .	6	97 315	967	1.0	Z	X
0310	Small electric appliances (including mixers, blenders, can openers, toasters, frypans, & personal care appliances) . . . . .	13	69 873	2 836	4.1	.1	X

See footnotes at end of table.

**Table 1. Merchandise Lines by Kind of Business: 1997—Con.**

[For meaning of abbreviations and symbols, see introductory text. For explanation of terms, see Appendix A]

SIC code and ML code	Kind of business and merchandise line	Establishments handling the merchandise line		Sales of specified merchandise line			Sales of establishments reporting merchandise line sales as percent of total sales
		Number	Total sales (\$1,000)	Amount (\$1,000)	As percent of total sales of—		
					Establishments handling the line	All establishments <sup>1</sup>	
<b>54</b>	<b>Food stores—Con.</b>						
0320	Televisions, video recorders, video cameras, video tapes, etc (including parts & accessories) .....	6	48 634	1 147	2.4	Z	X
0380	Kitchenware & home furnishings (including cookware, cooking access, dinnerware, etc) ..	69	100 847	2 159	2.1	.1	X
0440	Photographic equipment & supplies .....	10	11 274	138	1.2	Z	X
0600	Hardware tools, plumbing, & electrical supplies .....	76	105 328	1 703	1.6	Z	X
0620	Lawn & garden equipment & supplies, cut flowers, plants, shrubs, fertilizers, etc. ....	20	62 072	1 231	2.0	Z	X
0640	Dimensional lumber & other building/structural materials & supplies .....	6	39 301	394	1.0	Z	X
0670	Paint & sundries .....	11	53 592	1 888	3.5	.1	X
0721	Gasoline .....	19	16 822	960	5.7	Z	X
0726	Other automotive fuels .....	17	16 255	162	1.0	Z	X
0730	Automotive lubricants (oil, greases, etc) .....	39	30 220	504	1.7	Z	X
0740	Automotive tires, tubes, batteries, parts, & accessories .....	14	90 154	1 061	1.2	Z	X
0780	Household fuels (oil, LP gas, wood, & coal) ...	17	12 422	489	3.9	Z	X
9810	All other merchandise .....	157	631 788	24 484	3.9	.7	X
9900	Nonmerchandise receipts from customers ....	7	1 369	59	4.3	Z	X
<b>541</b>	<b>Grocery stores .....</b>	<b>1 119</b>	<b>X</b>	<b>3 264 024</b>	<b>X</b>	<b>100.0</b>	<b>u</b>
0101	Meat, fish, & poultry (including prepackaged & canned meats requiring refrigeration) .....	937	3 193 525	551 560	17.3	16.9	X
0102	Produce (including fresh & prepackaged fruits & vegetables) .....	924	3 204 296	286 721	8.9	8.8	X
0103	Frozen foods (including packaged foods sold in a frozen state) .....	802	1 904 914	142 106	7.5	4.4	X
0104	Dairy products & related foods (including milk, cheese, butter, yogurt, ice cream, eggs, etc) ..	1 006	3 212 674	446 988	13.9	13.7	X
0106	Bakery products not baked on the premises, except frozen .....	714	2 403 700	80 532	3.4	2.5	X
0114	All other foods, excluding pet food .....	928	3 166 948	1 004 686	31.7	30.8	X
0120	Meals, unpackaged snacks, sandwiches, & nonalcoholic beverages (including soup & salad bars, party platters, & hand-dipped ice cream) .....	232	373 689	25 792	6.9	.8	X
0130	Alcoholic drinks (served for consumption at the premises) .....	255	253 212	20 466	8.1	.6	X
0140	Packaged liquor, wine, & beer .....	735	1 808 836	228 226	12.6	7.0	X
0150	Cigars, cigarettes, tobacco, & smokers' accessories (excluding sales from vending machines operated by others) .....	705	2 434 630	91 852	3.8	2.8	X
0161	Prescriptions, from a pharmacist .....	30	226 322	5 562	2.5	.2	X
0162	Nonprescription medicines & vitamins, proprietary & over-the-counter ethical medicines, or health & beauty aids .....	347	2 045 396	96 209	4.7	2.9	X
0180	Soaps, detergents, & household cleaners .....	771	2 612 769	130 533	5.0	4.0	X
0190	Paper & related products (including paper towels, toilet tissue, wraps, bags, foils, etc) ...	569	2 507 121	114 451	4.6	3.5	X
0200	Men's & boy's wear .....	6	97 315	1 606	1.7	Z	X
0220	Women's & girl's wear .....	6	52 386	934	1.8	Z	X
0230	Women's accessories .....	16	34 487	617	1.8	Z	X
0270	Sewing, knitting, & needlework goods (including fabrics, patterns, sewing supplies, notions, yarns, etc) .....	6	1 572	41	2.6	Z	X
0280	Curtains, draperies, blinds, slipcovers, & bed & table coverings .....	6	97 315	967	1.0	Z	X
0310	Small electric appliances (including mixers, blenders, can openers, toasters, frypans, & personal care appliances) .....	13	69 873	2 836	4.1	.1	X
0320	Televisions, video recorders, video cameras, video tapes, etc (including parts & accessories) .....	6	48 634	1 147	2.4	Z	X
0380	Kitchenware & home furnishings (including cookware, cooking access, dinnerware, etc) ..	66	100 161	2 021	2.0	.1	X
0440	Photographic equipment & supplies .....	10	11 274	138	1.2	Z	X
0600	Hardware tools, plumbing, & electrical supplies .....	73	104 707	1 675	1.6	.1	X
0620	Lawn & garden equipment & supplies, cut flowers, plants, shrubs, fertilizers, etc. ....	20	62 072	1 231	2.0	Z	X
0640	Dimensional lumber & other building/structural materials & supplies .....	6	39 301	394	1.0	Z	X
0670	Paint & sundries .....	11	53 592	1 888	3.5	.1	X
0721	Gasoline .....	17	16 358	843	5.2	Z	X
0726	Other automotive fuels .....	17	16 255	162	1.0	Z	X
0730	Automotive lubricants (oil, greases, etc) .....	36	29 472	484	1.6	Z	X
0740	Automotive tires, tubes, batteries, parts, & accessories .....	14	90 154	1 061	1.2	Z	X
0780	Household fuels (oil, LP gas, wood, & coal) ...	17	12 422	489	3.9	Z	X
9810	All other merchandise .....	112	614 696	19 746	3.2	.6	X
9900	Nonmerchandise receipts from customers ....	6	824	48	5.8	Z	X

See footnotes at end of table.

**Table 1. Merchandise Lines by Kind of Business: 1997—Con.**

[For meaning of abbreviations and symbols, see introductory text. For explanation of terms, see Appendix A]

SIC code and ML code	Kind of business and merchandise line	Establishments handling the merchandise line		Sales of specified merchandise line			Sales of establishments reporting merchandise line sales as percent of total sales
		Number	Total sales (\$1,000)	Amount (\$1,000)	As percent of total sales of—		
					Establishments handling the line	All establishments <sup>1</sup>	
<b>54</b>	<b>Food stores—Con.</b>						
<b>542</b>	<b>Meat &amp; fish (seafood) markets, including freezer provisioners</b>	<b>79</b>	<b>X</b>	<b>19 822</b>	<b>X</b>	<b>100.0</b>	<b>w</b>
0101	Meat, fish, & poultry (including prepackaged & canned meats requiring refrigeration)	79	19 822	12 021	60.6	60.6	X
0102	Produce (including fresh & prepackaged fruits & vegetables)	9	4 336	518	11.9	2.6	X
0103	Frozen foods (including packaged foods sold in a frozen state)	45	14 538	3 070	21.1	15.5	X
0104	Dairy products & related foods (including milk, cheese, butter, yogurt, ice cream, eggs, etc)	8	4 516	404	8.9	2.0	X
0114	All other foods, excluding pet food	39	10 511	2 011	19.1	10.1	X
<b>543</b>	<b>Fruit &amp; vegetable markets</b>	<b>33</b>	<b>X</b>	<b>9 833</b>	<b>X</b>	<b>100.0</b>	<b>w</b>
0102	Produce (including fresh & prepackaged fruits & vegetables)	32	8 537	8 264	96.8	84.0	X
<b>544</b>	<b>Candy, nut, &amp; confectionery stores</b>	<b>40</b>	<b>X</b>	<b>13 312</b>	<b>X</b>	<b>100.0</b>	<b>w</b>
0106	Bakery products not baked on the premises, except frozen	9	6 347	6 347	100.0	47.7	X
0114	All other foods, excluding pet food	25	5 641	5 555	98.5	41.7	X
9810	All other merchandise	7	1 280	1 022	79.8	7.7	X
<b>545</b>	<b>Dairy products stores</b>	<b>85</b>	<b>X</b>	<b>35 570</b>	<b>X</b>	<b>100.0</b>	<b>t</b>
0104	Dairy products & related foods (including milk, cheese, butter, yogurt, ice cream, eggs, etc)	64	29 619	28 330	95.6	79.6	X
0114	All other foods, excluding pet food	25	8 961	6 771	75.6	19.0	X
<b>546</b>	<b>Retail bakeries</b>	<b>623</b>	<b>X</b>	<b>239 387</b>	<b>X</b>	<b>100.0</b>	<b>w</b>
0101	Meat, fish, & poultry (including prepackaged & canned meats requiring refrigeration)	16	3 831	271	7.1	.1	X
0102	Produce (including fresh & prepackaged fruits & vegetables)	28	6 445	227	3.5	.1	X
0103	Frozen foods (including packaged foods sold in a frozen state)	50	17 299	879	5.1	.4	X
0104	Dairy products & related foods (including milk, cheese, butter, yogurt, ice cream, eggs, etc)	214	80 615	10 957	13.6	4.6	X
0106	Bakery products not baked on the premises, except frozen	623	239 387	193 526	80.8	80.8	X
0114	All other foods, excluding pet food	121	50 390	5 518	11.0	2.3	X
0120	Meals, unpackaged snacks, sandwiches, & nonalcoholic beverages (including soup & salad bars, party platters, & hand-dipped ice cream)	241	106 859	21 277	19.9	8.9	X
0130	Alcoholic drinks (served for consumption at the premises)	41	21 722	1 491	6.9	.6	X
0140	Packaged liquor, wine, & beer	53	26 462	1 504	5.7	.6	X
0150	Cigars, cigarettes, tobacco, & smokers' accessories (excluding sales from vending machines operated by others)	73	28 525	1 223	4.3	.5	X
0162	Nonprescription medicines & vitamins, proprietary & over-the-counter ethical medicines, or health & beauty aids	16	7 031	214	3.0	.1	X
0180	Soaps, detergents, & household cleaners	45	11 439	589	5.1	.2	X
0190	Paper & related products (including paper towels, toilet tissue, wraps, bags, foils, etc)	31	9 776	524	5.4	.2	X
9810	All other merchandise	28	12 293	995	8.1	.4	X
<b>549</b>	<b>Miscellaneous food stores</b>	<b>87</b>	<b>X</b>	<b>38 668</b>	<b>X</b>	<b>100.0</b>	<b>w</b>
0102	Produce (including fresh & prepackaged fruits & vegetables)	30	18 039	3 214	17.8	8.3	X
0103	Frozen foods (including packaged foods sold in a frozen state)	17	10 218	4 657	45.6	12.0	X
0104	Dairy products & related foods (including milk, cheese, butter, yogurt, ice cream, eggs, etc)	32	14 569	7 145	49.0	18.5	X
0106	Bakery products not baked on the premises, except frozen	20	10 922	4 088	37.4	10.6	X
0114	All other foods, excluding pet food	34	10 884	6 768	62.2	17.5	X
0162	Nonprescription medicines & vitamins, proprietary & over-the-counter ethical medicines, or health & beauty aids	29	12 641	11 111	87.9	28.7	X
<b>55, ex 554</b>	<b>Automotive dealers, ex gasoline service stations</b>	<b>1 281</b>	<b>X</b>	<b>3 395 813</b>	<b>X</b>	<b>100.0</b>	<b>u</b>
0300	Major household appliances (including vacuum cleaners, refrigerators, dehumidifiers, dishwashers, etc)	53	223 583	4 614	2.1	.1	X
0320	Televisions, video recorders, video cameras, video tapes, etc (including parts & accessories)	53	224 636	5 325	2.4	.2	X
0330	Audio equipment & musical instruments & supplies (including radios, stereos, CDs, sheet music, etc)	7	3 319	503	15.2	Z	X
0500	Sporting goods (including boats, bicycles, parts & accessories, etc)	21	10 266	7 210	70.2	.2	X
0580	Recreational vehicles, parts & accessories	19	25 532	21 726	85.1	.6	X
0715	New automobiles, vans, & trucks	229	2 449 106	1 896 135	77.4	55.8	X
0716	Used automobiles, vans, & trucks	347	2 299 831	646 972	28.1	19.1	X
0717	Other powered transportation vehicles	52	91 559	75 478	82.4	2.2	X
0726	Other automotive fuels	8	27 845	3 986	14.3	.1	X
0730	Automotive lubricants (oil, greases, etc)	243	627 316	59 495	9.5	1.8	X

See footnotes at end of table.

**Table 1. Merchandise Lines by Kind of Business: 1997—Con.**

[For meaning of abbreviations and symbols, see introductory text. For explanation of terms, see Appendix A]

SIC code and ML code	Kind of business and merchandise line	Establishments handling the merchandise line		Sales of specified merchandise line			Sales of establishments reporting merchandise line sales as percent of total sales
		Number	Total sales (\$1,000)	Amount (\$1,000)	As percent of total sales of—		
					Establishments handling the line	All establishments <sup>1</sup>	
<b>55, ex 554</b>	<b>Automotive dealers, ex gasoline service stations—Con.</b>						
0740	Automotive tires, tubes, batteries, parts, & accessories .....	868	1 449 214	634 134	43.8	18.7	X
9810	All other merchandise .....	45	86 485	10 306	11.9	.3	X
9900	Nonmerchandise receipts from customers .....	33	165 264	14 231	8.6	.4	X
<b>551</b>	<b>Motor vehicle dealers (new &amp; used) .....</b>	<b>257</b>	<b>X</b>	<b>2 508 858</b>	<b>X</b>	<b>100.0</b>	<b>t</b>
0715	New automobiles, vans, & trucks .....	226	2 447 298	1 894 375	77.4	75.5	X
0716	Used automobiles, vans, & trucks .....	184	2 095 689	453 188	21.6	18.1	X
0717	Other powered transportation vehicles .....	19	56 557	49 719	87.9	2.0	X
0730	Automotive lubricants (oil, greases, etc) .....	13	270 364	6 581	2.4	.3	X
0740	Automotive tires, tubes, batteries, parts, & accessories .....	58	812 756	74 938	9.2	3.0	X
9810	All other merchandise .....	9	70 221	5 031	7.2	.2	X
9900	Nonmerchandise receipts from customers .....	10	151 098	12 056	8.0	.5	X
<b>552</b>	<b>Motor vehicle dealers (used only) .....</b>	<b>173</b>	<b>X</b>	<b>210 833</b>	<b>X</b>	<b>100.0</b>	<b>w</b>
0716	Used automobiles, vans, & trucks .....	162	196 644	192 284	97.8	91.2	X
0717	Other powered transportation vehicles .....	17	21 243	16 298	76.7	7.7	X
<b>553</b>	<b>Auto &amp; home supply stores .....</b>	<b>805</b>	<b>X</b>	<b>631 662</b>	<b>X</b>	<b>100.0</b>	<b>v</b>
0300	Major household appliances (including vacuum cleaners, refrigerators, dehumidifiers, dishwashers, etc) .....	53	223 583	4 614	2.1	.7	X
0320	Televisions, video recorders, video cameras, video tapes, etc (including parts & accessories) .....	53	224 636	5 325	2.4	.8	X
0330	Audio equipment & musical instruments & supplies (including radios, stereos, CDs, sheet music, etc) .....	7	3 319	503	15.2	.1	X
0726	Other automotive fuels .....	7	1 999	109	5.5	.2	X
0730	Automotive lubricants (oil, greases, etc) .....	225	352 619	52 662	14.9	8.3	X
0740	Automotive tires, tubes, batteries, parts, & accessories .....	805	631 662	558 363	88.4	88.4	X
9810	All other merchandise .....	23	5 548	1 255	22.6	.2	X
9900	Nonmerchandise receipts from customers .....	22	13 906	2 148	15.4	.3	X
<b>555</b>	<b>Boat dealers .....</b>	<b>28</b>	<b>X</b>	<b>16 550</b>	<b>X</b>	<b>100.0</b>	<b>w</b>
0500	Sporting goods (including boats, bicycles, parts & accessories, etc) .....	17	9 175	7 121	77.6	43.0	X
0717	Other powered transportation vehicles .....	9	7 243	4 381	60.5	26.5	X
9810	All other merchandise .....	6	5 563	2 912	52.3	17.6	X
<b>556</b>	<b>Recreational vehicle dealers .....</b>	<b>15</b>	<b>X</b>	<b>23 476</b>	<b>X</b>	<b>100.0</b>	<b>u</b>
0580	Recreational vehicles, parts & accessories .....	15	23 476	20 440	87.1	87.1	X
<b>557</b>	<b>Motorcycle dealers .....</b>	<b>3</b>	<b>X</b>	<b>4 434</b>	<b>X</b>	<b>100.0</b>	<b>t</b>
<b>554</b>	<b>Gasoline service stations .....</b>	<b>1 115</b>	<b>X</b>	<b>1 141 336</b>	<b>X</b>	<b>100.0</b>	<b>w</b>
0102	Produce (including fresh & prepackaged fruits & vegetables) .....	9	9 333	97	1.0	.2	X
0103	Frozen foods (including packaged foods sold in a frozen state) .....	15	37 177	642	1.7	.1	X
0104	Dairy products & related foods (including milk, cheese, butter, yogurt, ice cream, eggs, etc) .....	67	124 699	3 446	2.8	.3	X
0106	Bakery products not baked on the premises, except frozen .....	38	50 125	1 282	2.6	.1	X
0114	All other foods, excluding pet food .....	67	97 657	7 845	8.0	.7	X
0120	Meals, unpackaged snacks, sandwiches, & nonalcoholic beverages (including soup & salad bars, party platters, & hand-dipped ice cream) .....	106	161 205	13 108	8.1	1.1	X
0130	Alcoholic drinks (served for consumption at the premises) .....	18	11 782	818	6.9	.1	X
0140	Packaged liquor, wine, & beer .....	50	73 048	2 749	3.8	.2	X
0150	Cigars, cigarettes, tobacco, & smokers' accessories (excluding sales from vending machines operated by others) .....	263	343 318	16 353	4.8	1.4	X
0162	Nonprescription medicines & vitamins, proprietary & over-the-counter ethical medicines, or health & beauty aids .....	7	12 977	172	1.3	.2	X
0180	Soaps, detergents, & household cleaners .....	23	30 434	782	2.6	.1	X
0190	Paper & related products (including paper towels, toilet tissue, wraps, bags, foils, etc) .....	13	12 876	209	1.6	.2	X
0721	Gasoline .....	1 109	1 137 538	972 976	85.5	85.2	X
0725	Diesel fuel .....	412	426 801	43 285	10.1	3.8	X
0726	Other automotive fuels .....	141	134 694	8 939	6.6	.8	X
0730	Automotive lubricants (oil, greases, etc) .....	646	630 366	37 081	5.9	3.2	X
0740	Automotive tires, tubes, batteries, parts, & accessories .....	286	251 163	20 032	8.0	1.8	X
0780	Household fuels (oil, LP gas, wood, & coal) .....	10	11 113	1 229	11.1	.1	X
9810	All other merchandise .....	79	92 092	6 087	6.6	.5	X
9900	Nonmerchandise receipts from customers .....	21	30 028	4 028	13.4	.4	X

See footnotes at end of table.

**Table 1. Merchandise Lines by Kind of Business: 1997—Con.**

[For meaning of abbreviations and symbols, see introductory text. For explanation of terms, see Appendix A]

SIC code and ML code	Kind of business and merchandise line	Establishments handling the merchandise line		Sales of specified merchandise line			Sales of establishments reporting merchandise line sales as percent of total sales
		Number	Total sales (\$1,000)	Amount (\$1,000)	As percent of total sales of—		
					Establishments handling the line	All establishments <sup>1</sup>	
<b>56</b>	<b>Apparel &amp; accessory stores</b> .....	<b>1 972</b>	<b>X</b>	<b>1 413 591</b>	<b>X</b>	<b>100.0</b>	<b>u</b>
0200	Men's & boy's wear .....	984	793 328	409 436	51.6	29.0	X
0220	Women's & girl's wear .....	1 035	776 652	503 334	64.8	35.6	X
0230	Women's accessories .....	486	399 030	85 368	21.4	6.0	X
0260	Footwear (including accessories) .....	646	450 265	354 384	78.7	25.1	X
0270	Sewing, knitting, & needlework goods (including fabrics, patterns, sewing supplies, notions, yarns, etc) .....	26	32 400	5 907	18.2	.4	X
0280	Curtains, draperies, blinds, slipcovers, & bed & table coverings .....	33	27 297	4 574	16.8	.3	X
0380	Kitchenware & home furnishings (including cookware, cooking access, dinnerware, etc) ..	25	120 358	16 902	14.0	1.2	X
0400	Jewelry (including watches & watch attachments, novelty jewelry, etc) .....	74	35 461	2 858	8.1	.2	X
0500	Sporting goods (including boats, bicycles, parts & accessories, etc) .....	41	31 941	4 464	14.0	.3	X
9810	All other merchandise .....	246	361 050	25 686	7.1	1.8	X
<b>561</b>	<b>Men's &amp; boys' clothing &amp; accessory stores</b> .....	<b>380</b>	<b>X</b>	<b>259 202</b>	<b>X</b>	<b>100.0</b>	<b>v</b>
0200	Men's & boy's wear .....	380	259 202	249 787	96.4	96.4	X
0220	Women's & girl's wear .....	31	21 435	4 892	22.8	1.9	X
0230	Women's accessories .....	17	20 458	735	3.6	.3	X
0260	Footwear (including accessories) .....	34	11 504	1 930	16.8	.7	X
0400	Jewelry (including watches & watch attachments, novelty jewelry, etc) .....	6	1 065	53	5.0	Z	X
0500	Sporting goods (including boats, bicycles, parts & accessories, etc) .....	14	7 088	929	13.1	.4	X
9810	All other merchandise .....	7	13 586	383	2.8	.1	X
<b>562</b>	<b>Women's clothing stores</b> .....	<b>505</b>	<b>X</b>	<b>342 431</b>	<b>X</b>	<b>100.0</b>	<b>u</b>
0200	Men's & boy's wear .....	52	34 372	3 670	10.7	1.1	X
0220	Women's & girl's wear .....	505	342 431	322 471	94.2	94.2	X
0230	Women's accessories .....	115	63 147	9 955	15.8	2.9	X
0260	Footwear (including accessories) .....	22	15 240	1 267	8.3	2.4	X
0280	Curtains, draperies, blinds, slipcovers, & bed & table coverings .....	8	3 605	1 030	28.6	.3	X
0400	Jewelry (including watches & watch attachments, novelty jewelry, etc) .....	42	28 737	1 443	5.0	.4	X
9810	All other merchandise .....	39	29 193	2 368	8.1	.7	X
<b>563</b>	<b>Women's accessory &amp; specialty stores</b> ..	<b>95</b>	<b>X</b>	<b>43 993</b>	<b>X</b>	<b>100.0</b>	<b>w</b>
0220	Women's & girl's wear .....	24	4 913	1 190	24.2	2.7	X
0230	Women's accessories .....	95	43 993	40 987	93.2	93.2	X
0260	Footwear (including accessories) .....	7	1 106	165	14.9	.4	X
0400	Jewelry (including watches & watch attachments, novelty jewelry, etc) .....	18	4 770	1 138	23.9	2.6	X
<b>564</b>	<b>Children's &amp; infants' wear stores</b> .....	<b>75</b>	<b>X</b>	<b>21 968</b>	<b>X</b>	<b>100.0</b>	<b>v</b>
0200	Men's & boy's wear .....	66	20 708	13 239	63.9	60.3	X
0220	Women's & girl's wear .....	57	13 914	7 652	55.0	34.8	X
9810	All other merchandise .....	11	5 742	716	12.5	3.3	X
<b>565</b>	<b>Family clothing stores</b> .....	<b>308</b>	<b>X</b>	<b>303 942</b>	<b>X</b>	<b>100.0</b>	<b>u</b>
0200	Men's & boy's wear .....	297	302 180	107 941	35.7	35.5	X
0220	Women's & girl's wear .....	303	302 852	155 993	51.5	51.3	X
0230	Women's accessories .....	70	143 291	14 693	10.3	4.8	X
0260	Footwear (including accessories) .....	24	5 453	708	13.0	.2	X
0270	Sewing, knitting, & needlework goods (including fabrics, patterns, sewing supplies, notions, yarns, etc) .....	18	12 300	1 801	14.6	.6	X
0280	Curtains, draperies, blinds, slipcovers, & bed & table coverings .....	20	12 986	3 216	24.8	1.1	X
0380	Kitchenware & home furnishings (including cookware, cooking access, dinnerware, etc) ..	18	119 429	16 763	14.0	5.5	X
9810	All other merchandise .....	19	122 425	2 709	2.2	.9	X
<b>566</b>	<b>Shoe stores</b> .....	<b>537</b>	<b>X</b>	<b>391 875</b>	<b>X</b>	<b>100.0</b>	<b>u</b>
0200	Men's & boy's wear .....	124	142 961	20 214	14.1	5.2	X
0220	Women's & girl's wear .....	65	64 702	2 840	4.4	.7	X
0230	Women's accessories .....	180	111 909	15 041	13.4	3.8	X
0260	Footwear (including accessories) .....	537	391 875	340 784	87.0	87.0	X
0500	Sporting goods (including boats, bicycles, parts & accessories, etc) .....	8	7 231	828	11.5	.2	X
9810	All other merchandise .....	143	150 933	11 957	7.9	3.1	X

See footnotes at end of table.

**Table 1. Merchandise Lines by Kind of Business: 1997—Con.**

[For meaning of abbreviations and symbols, see introductory text. For explanation of terms, see Appendix A]

SIC code and ML code	Kind of business and merchandise line	Establishments handling the merchandise line		Sales of specified merchandise line			Sales of establishments reporting merchandise line sales as percent of total sales
		Number	Total sales (\$1,000)	Amount (\$1,000)	As percent of total sales of—		
					Establishments handling the line	All establishments <sup>1</sup>	
<b>56</b>	<b>Apparel &amp; accessory stores—Con.</b>						
<b>569</b>	<b>Miscellaneous apparel &amp; accessory stores</b> .....	<b>72</b>	<b>X</b>	<b>50 180</b>	<b>X</b>	<b>100.0</b>	<b>u</b>
0200	Men's & boy's wear .....	62	33 789	14 564	43.1	29.0	X
0220	Women's & girl's wear .....	50	26 405	8 296	31.4	16.5	X
0230	Women's accessories .....	9	16 232	3 957	24.4	7.9	X
0260	Footwear (including accessories) .....	18	23 096	9 258	40.1	18.4	X
0400	Jewelry (including watches & watch attachments, novelty jewelry, etc) .....	2	5	—	—	Z	X
0500	Sporting goods (including boats, bicycles, parts & accessories, etc) .....	15	17 270	2 654	15.4	5.3	X
9810	All other merchandise .....	23	38 434	7 380	19.2	14.7	X
<b>57</b>	<b>Home furniture, furnishings, &amp; equipment stores</b> .....	<b>1 096</b>	<b>X</b>	<b>1 119 401</b>	<b>X</b>	<b>100.0</b>	<b>v</b>
0190	Paper & related products (including paper towels, toilet tissue, wraps, bags, foils, etc) ...	16	9 602	1 324	13.8	.1	X
0220	Women's & girl's wear .....	8	2 425	309	12.7	Z	X
0230	Women's accessories .....	6	1 734	174	10.0	Z	X
0280	Curtains, draperies, blinds, slipcovers, & bed & table coverings .....	46	20 936	10 939	52.2	1.0	X
0300	Major household appliances (including vacuum cleaners, refrigerators, dehumidifiers, dishwashers, etc) .....	403	433 731	158 428	36.5	14.2	X
0310	Small electric appliances (including mixers, blenders, can openers, toasters, frypans, & personal care appliances) .....	278	164 489	29 727	18.1	2.7	X
0320	Televisions, video recorders, video cameras, video tapes, etc (including parts & accessories) .....	420	444 061	81 355	18.3	7.3	X
0330	Audio equipment & musical instruments & supplies (including radios, stereos, CDs, sheet music, etc) .....	428	499 495	181 672	36.4	16.2	X
0343	Sleep furniture & equipment (including mattresses, springs, cots, waterbeds, headboards, etc) .....	302	204 915	48 986	23.9	4.4	X
0344	Other living room, dining room, & bedroom furniture .....	432	420 362	212 893	50.6	19.0	X
0345	All other furniture (outdoor, office, computer-related, & kitchen) .....	257	258 607	53 949	20.9	4.8	X
0360	Flooring & floor coverings .....	52	82 298	59 544	72.4	5.3	X
0370	Computer hardware, software, & supplies .....	121	198 682	145 413	73.2	13.0	X
0380	Kitchenware & home furnishings (including cookware, cooking access, dinnerware, etc) ..	91	130 656	100 786	77.1	9.0	X
0400	Jewelry (including watches & watch attachments, novelty jewelry, etc) .....	51	148 079	3 042	2.1	.3	X
0600	Hardware tools, plumbing, & electrical supplies .....	10	10 668	2 971	27.8	.3	X
0620	Lawn & garden equipment & supplies, cut flowers, plants, shrubs, fertilizers, etc. ....	7	5 188	461	8.9	Z	X
0780	Household fuels (oil, LP gas, wood, & coal) ...	17	8 568	2 214	25.8	2	X
9810	All other merchandise .....	79	167 451	12 654	7.6	1.1	X
9900	Nonmerchandise receipts from customers .....	54	79 566	8 163	10.3	.7	X
<b>571</b>	<b>Home furniture &amp; furnishings stores</b> .....	<b>605</b>	<b>X</b>	<b>610 934</b>	<b>X</b>	<b>100.0</b>	<b>v</b>
0190	Paper & related products (including paper towels, toilet tissue, wraps, bags, foils, etc) ...	9	2 818	174	6.2	Z	X
0220	Women's & girl's wear .....	8	2 425	309	12.7	.1	X
0280	Curtains, draperies, blinds, slipcovers, & bed & table coverings .....	46	20 936	10 939	52.2	1.8	X
0300	Major household appliances (including vacuum cleaners, refrigerators, dehumidifiers, dishwashers, etc) .....	272	306 795	79 343	25.9	13.0	X
0310	Small electric appliances (including mixers, blenders, can openers, toasters, frypans, & personal care appliances) .....	173	108 207	6 399	5.9	1.0	X
0320	Televisions, video recorders, video cameras, video tapes, etc (including parts & accessories) .....	261	303 060	28 913	9.5	4.7	X
0330	Audio equipment & musical instruments & supplies (including radios, stereos, CDs, sheet music, etc) .....	178	251 776	19 623	7.8	3.2	X
0343	Sleep furniture & equipment (including mattresses, springs, cots, waterbeds, headboards, etc) .....	271	160 966	40 417	25.1	6.6	X
0344	Other living room, dining room, & bedroom furniture .....	388	395 033	206 847	52.4	33.9	X
0345	All other furniture (outdoor, office, computer-related, & kitchen) .....	217	161 170	40 151	24.9	6.6	X
0360	Flooring & floor coverings .....	52	82 298	59 544	72.4	9.7	X
0380	Kitchenware & home furnishings (including cookware, cooking access, dinnerware, etc) ..	84	121 116	100 434	82.9	16.4	X
0400	Jewelry (including watches & watch attachments, novelty jewelry, etc) .....	47	147 786	2 958	2.0	.5	X
0780	Household fuels (oil, LP gas, wood, & coal) ...	16	8 241	2 155	26.1	.4	X
9810	All other merchandise .....	58	149 653	6 975	4.7	1.1	X

See footnotes at end of table.

**Table 1. Merchandise Lines by Kind of Business: 1997—Con.**

[For meaning of abbreviations and symbols, see introductory text. For explanation of terms, see Appendix A]

SIC code and ML code	Kind of business and merchandise line	Establishments handling the merchandise line		Sales of specified merchandise line			Sales of establishments reporting merchandise line sales as percent of total sales
		Number	Total sales (\$1,000)	Amount (\$1,000)	As percent of total sales of—		
					Establishments handling the line	All establishments <sup>1</sup>	
<b>57</b>	<b>Home furniture, furnishings, &amp; equipment stores—Con.</b>						
<b>572</b>	<b>Household appliance stores . . . . .</b>	<b>160</b>	<b>X</b>	<b>141 820</b>	<b>X</b>	<b>100.0</b>	<b>u</b>
0300	Major household appliances (including vacuum cleaners, refrigerators, dehumidifiers, dishwashers, etc) . . . . .	124	121 976	77 945	63.9	55.0	X
0310	Small electric appliances (including mixers, blenders, can openers, toasters, frypans, & personal care appliances) . . . . .	86	47 052	21 321	45.3	15.0	X
0320	Televisions, video recorders, video cameras, video tapes, etc (including parts & accessories) . . . . .	54	36 387	5 530	15.2	3.9	X
0330	Audio equipment & musical instruments & supplies (including radios, stereos, CDs, sheet music, etc) . . . . .	21	47 091	13 660	29.0	9.6	X
0343	Sleep furniture & equipment (including mattresses, springs, cots, waterbeds, headboards, etc) . . . . .	31	43 949	8 569	19.5	6.0	X
0344	Other living room, dining room, & bedroom furniture . . . . .	44	25 329	6 046	23.9	4.3	X
0345	All other furniture (outdoor, office, computer-related, & kitchen) . . . . .	21	7 155	919	12.8	.6	X
9810	All other merchandise . . . . .	9	14 531	4 785	32.9	3.4	X
<b>573</b>	<b>Radio, television, consumer electronics, &amp; music stores . . . . .</b>	<b>331</b>	<b>X</b>	<b>366 647</b>	<b>X</b>	<b>100.0</b>	<b>v</b>
0300	Major household appliances (including vacuum cleaners, refrigerators, dehumidifiers, dishwashers, etc) . . . . .	7	4 960	1 140	23.0	.3	X
0310	Small electric appliances (including mixers, blenders, can openers, toasters, frypans, & personal care appliances) . . . . .	19	9 230	2 007	21.7	.5	X
0320	Televisions, video recorders, video cameras, video tapes, etc (including parts & accessories) . . . . .	105	104 614	46 912	44.8	12.8	X
0330	Audio equipment & musical instruments & supplies (including radios, stereos, CDs, sheet music, etc) . . . . .	229	200 628	148 389	74.0	40.5	X
0345	All other furniture (outdoor, office, computer-related, & kitchen) . . . . .	19	90 282	12 879	14.3	3.5	X
0370	Computer hardware, software, & supplies . . . . .	119	196 338	145 254	74.0	39.6	X
9810	All other merchandise . . . . .	12	3 267	894	27.4	.2	X
9900	Nonmerchandise receipts from customers . . . . .	46	78 691	7 955	10.1	2.2	X
<b>58</b>	<b>Eating &amp; drinking places . . . . .</b>	<b>3 021</b>	<b>X</b>	<b>1 444 593</b>	<b>X</b>	<b>100.0</b>	<b>v</b>
0101	Meat, fish, & poultry (including prepackaged & canned meats requiring refrigeration) . . . . .	119	22 547	7 011	31.1	.5	X
0102	Produce (including fresh & prepackaged fruits & vegetables) . . . . .	97	58 599	7 477	12.8	.5	X
0103	Frozen foods (including packaged foods sold in a frozen state) . . . . .	69	56 605	8 031	14.2	.6	X
0104	Dairy products & related foods (including milk, cheese, butter, yogurt, ice cream, eggs, etc) . . . . .	63	20 314	2 095	10.3	.1	X
0106	Bakery products not baked on the premises, except frozen . . . . .	97	25 532	3 675	14.4	.3	X
0114	All other foods, excluding pet food . . . . .	66	14 382	2 947	20.5	.2	X
0120	Meals, unpackaged snacks, sandwiches, & nonalcoholic beverages (including soup & salad bars, party platters, & hand-dipped ice cream) . . . . .	2 911	1 419 783	1 310 592	92.3	90.7	X
0130	Alcoholic drinks (served for consumption at the premises) . . . . .	973	367 562	81 295	22.1	5.6	X
0140	Packaged liquor, wine, & beer . . . . .	323	151 306	15 756	10.4	1.1	X
0150	Cigars, cigarettes, tobacco, & smokers' accessories (excluding sales from vending machines operated by others) . . . . .	231	48 482	3 390	7.0	.2	X
0162	Nonprescription medicines & vitamins, proprietary & over-the-counter ethical medicines, or health & beauty aids . . . . .	6	721	116	16.1	Z	X
0180	Soaps, detergents, & household cleaners . . . . .	15	2 120	159	7.5	Z	X
0190	Paper & related products (including paper towels, toilet tissue, wraps, bags, foils, etc) . . . . .	16	3 995	521	13.0	Z	X
9810	All other merchandise . . . . .	13	2 686	241	9.0	Z	X
9900	Nonmerchandise receipts from customers . . . . .	6	1 533	322	21.0	Z	X
<b>581</b>	<b>Eating &amp; drinking places . . . . .</b>	<b>3 021</b>	<b>X</b>	<b>1 444 593</b>	<b>X</b>	<b>100.0</b>	<b>v</b>
0101	Meat, fish, & poultry (including prepackaged & canned meats requiring refrigeration) . . . . .	119	22 547	7 011	31.1	.5	X
0102	Produce (including fresh & prepackaged fruits & vegetables) . . . . .	97	58 599	7 477	12.8	.5	X
0103	Frozen foods (including packaged foods sold in a frozen state) . . . . .	69	56 605	8 031	14.2	.6	X
0104	Dairy products & related foods (including milk, cheese, butter, yogurt, ice cream, eggs, etc) . . . . .	63	20 314	2 095	10.3	.1	X
0106	Bakery products not baked on the premises, except frozen . . . . .	97	25 532	3 675	14.4	.3	X

See footnotes at end of table.



**Table 1. Merchandise Lines by Kind of Business: 1997—Con.**

[For meaning of abbreviations and symbols, see introductory text. For explanation of terms, see Appendix A]

SIC code and ML code	Kind of business and merchandise line	Establishments handling the merchandise line		Sales of specified merchandise line			Sales of establishments reporting merchandise line sales as percent of total sales
		Number	Total sales (\$1,000)	Amount (\$1,000)	As percent of total sales of—		
					Establishments handling the line	All establishments <sup>1</sup>	
<b>58</b>	<b>Eating &amp; drinking places—Con.</b>						
<b>581</b>	<b>Eating &amp; drinking places—Con.</b>						
0114	All other foods, excluding pet food . . . . .	66	14 382	2 947	20.5	.2	X
0120	Meals, unpackaged snacks, sandwiches, & nonalcoholic beverages (including soup & salad bars, party platters, & hand-dipped ice cream) . . . . .	2 911	1 419 783	1 310 592	92.3	90.7	X
0130	Alcoholic drinks (served for consumption at the premises) . . . . .	973	367 562	81 295	22.1	5.6	X
0140	Packaged liquor, wine, & beer . . . . .	323	151 306	15 756	10.4	1.1	X
0150	Cigars, cigarettes, tobacco, & smokers' accessories (excluding sales from vending machines operated by others) . . . . .	231	48 482	3 390	7.0	.2	X
0162	Nonprescription medicines & vitamins, proprietary & over-the-counter ethical medicines, or health & beauty aids . . . . .	6	721	116	16.1	Z	X
0180	Soaps, detergents, & household cleaners . . . . .	15	2 120	159	7.5	Z	X
0190	Paper & related products (including paper towels, toilet tissue, wraps, bags, foils, etc) . . . . .	16	3 995	521	13.0	Z	X
9810	All other merchandise . . . . .	13	2 686	241	9.0	Z	X
9900	Nonmerchandise receipts from customers . . . . .	6	1 533	322	21.0	Z	X
<b>591</b>	<b>Drug stores &amp; proprietary stores . . . . .</b>	<b>756</b>	<b>X</b>	<b>896 707</b>	<b>X</b>	<b>100.0</b>	<b>t</b>
0103	Frozen foods (including packaged foods sold in a frozen state) . . . . .	11	18 320	406	2.2	Z	X
0104	Dairy products & related foods (including milk, cheese, butter, yogurt, ice cream, eggs, etc) . . . . .	137	508 603	11 687	2.3	1.3	X
0106	Bakery products not baked on the premises, except frozen . . . . .	34	174 637	1 928	1.1	.2	X
0114	All other foods, excluding pet food . . . . .	161	588 626	37 890	6.4	4.2	X
0120	Meals, unpackaged snacks, sandwiches, & nonalcoholic beverages (including soup & salad bars, party platters, & hand-dipped ice cream) . . . . .	31	22 661	1 074	4.7	.1	X
0140	Packaged liquor, wine, & beer . . . . .	6	21 890	700	3.2	.1	X
0150	Cigars, cigarettes, tobacco, & smokers' accessories (excluding sales from vending machines operated by others) . . . . .	66	210 508	3 778	1.8	.4	X
0161	Prescriptions, from a pharmacist . . . . .	683	859 425	417 242	48.5	46.5	X
0162	Nonprescription medicines & vitamins, proprietary & over-the-counter ethical medicines, or health & beauty aids . . . . .	713	877 967	244 724	27.9	27.3	X
0180	Soaps, detergents, & household cleaners . . . . .	342	701 079	14 358	2.0	1.6	X
0190	Paper & related products (including paper towels, toilet tissue, wraps, bags, foils, etc) . . . . .	316	688 955	26 756	3.9	3.0	X
0220	Women's & girl's wear . . . . .	46	402 484	4 061	1.0	.5	X
0230	Women's accessories . . . . .	144	561 682	6 485	1.2	.7	X
0270	Sewing, knitting, & needlework goods (including fabrics, patterns, sewing supplies, notions, yarns, etc) . . . . .	11	4 928	223	4.5	Z	X
0310	Small electric appliances (including mixers, blenders, can openers, toasters, frypans, & personal care appliances) . . . . .	124	556 959	10 190	1.8	1.1	X
0320	Televisions, video recorders, video cameras, video tapes, etc (including parts & accessories) . . . . .	83	320 236	7 263	2.3	.8	X
0380	Kitchenware & home furnishings (including cookware, cooking access, dinnerware, etc) . . . . .	125	540 809	9 421	1.7	1.1	X
0400	Jewelry (including watches & watch attachments, novelty jewelry, etc) . . . . .	134	185 319	2 878	1.6	.3	X
0440	Photographic equipment & supplies . . . . .	188	600 760	22 419	3.7	2.5	X
0490	Optical goods (including eyeglasses, contact lenses, sunglasses, etc) . . . . .	98	324 806	9 013	2.8	1.0	X
0600	Hardware tools, plumbing, & electrical supplies . . . . .	108	549 120	9 890	1.8	1.1	X
0620	Lawn & garden equipment & supplies, cut flowers, plants, shrubs, fertilizers, etc. . . . .	103	540 811	6 988	1.3	.8	X
0730	Automotive lubricants (oil, greases, etc) . . . . .	58	138 388	1 384	1.0	.2	X
0740	Automotive tires, tubes, batteries, parts, & accessories . . . . .	43	392 262	3 947	1.0	.4	X
0780	Household fuels (oil, LP gas, wood, & coal) . . . . .	58	138 388	1 384	1.0	.2	X
9810	All other merchandise . . . . .	169	526 937	39 400	7.5	4.4	X
9900	Nonmerchandise receipts from customers . . . . .	12	9 801	647	6.6	.1	X
<b>59, ex 591</b>	<b>Miscellaneous retail . . . . .</b>	<b>1 899</b>	<b>X</b>	<b>853 004</b>	<b>X</b>	<b>100.0</b>	<b>w</b>
0101	Meat, fish, & poultry (including prepackaged & canned meats requiring refrigeration) . . . . .	7	4 955	273	5.5	Z	X
0102	Produce (including fresh & prepackaged fruits & vegetables) . . . . .	7	1 379	65	4.7	Z	X
0104	Dairy products & related foods (including milk, cheese, butter, yogurt, ice cream, eggs, etc) . . . . .	17	7 866	799	10.2	.1	X
0106	Bakery products not baked on the premises, except frozen . . . . .	10	2 967	1 941	65.4	.2	X
0114	All other foods, excluding pet food . . . . .	40	17 469	7 476	42.8	.9	X
0120	Meals, unpackaged snacks, sandwiches, & nonalcoholic beverages (including soup & salad bars, party platters, & hand-dipped ice cream) . . . . .	23	18 659	1 488	8.0	.2	X
0130	Alcoholic drinks (served for consumption at the premises) . . . . .	17	2 459	750	30.5	.1	X
0140	Packaged liquor, wine, & beer . . . . .	82	26 099	18 540	71.0	2.2	X

See footnotes at end of table.

**Table 1. Merchandise Lines by Kind of Business: 1997—Con.**

[For meaning of abbreviations and symbols, see introductory text. For explanation of terms, see Appendix A]

SIC code and ML code	Kind of business and merchandise line	Establishments handling the merchandise line		Sales of specified merchandise line			Sales of establishments reporting merchandise line sales as percent of total sales
		Number	Total sales (\$1,000)	Amount (\$1,000)	As percent of total sales of—		
					Establishments handling the line	All establishments <sup>1</sup>	
<b>59, ex 591</b>	<b>Miscellaneous retail—Con.</b>						
0150	Cigars, cigarettes, tobacco, & smokers' accessories (excluding sales from vending machines operated by others) .....	64	18 683	6 070	32.5	.7	X
0162	Nonprescription medicines & vitamins, proprietary & over-the-counter ethical medicines, or health & beauty aids .....	21	11 757	8 896	75.7	1.0	X
0180	Soaps, detergents, & household cleaners .....	21	7 093	1 268	17.9	.1	X
0190	Paper & related products (including paper towels, toilet tissue, wraps, bags, foils, etc) ...	94	53 848	32 283	60.0	3.8	X
0200	Men's & boy's wear .....	37	30 349	7 751	25.5	.9	X
0220	Women's & girl's wear .....	36	32 289	8 384	26.0	1.0	X
0230	Women's accessories .....	36	8 417	1 544	18.3	.2	X
0260	Footwear (including accessories) .....	16	4 904	602	12.3	.1	X
0270	Sewing, knitting, & needlework goods (including fabrics, patterns, sewing supplies, notions, yarns, etc) .....	115	27 181	24 360	89.6	2.9	X
0300	Major household appliances (including vacuum cleaners, refrigerators, dehumidifiers, dishwashers, etc) .....	10	5 130	284	5.5	Z	X
0310	Small electric appliances (including mixers, blenders, can openers, toasters, frypans, & personal care appliances) .....	32	9 433	1 074	11.4	.1	X
0320	Televisions, video recorders, video cameras, video tapes, etc (including parts & accessories) .....	17	4 907	594	12.1	.1	X
0330	Audio equipment & musical instruments & supplies (including radios, stereos, CDs, sheet music, etc) .....	13	2 735	202	7.4	Z	X
0343	Sleep furniture & equipment (including mattresses, springs, cots, waterbeds, headboards, etc) .....	6	3 484	177	5.1	Z	X
0345	All other furniture (outdoor, office, computer-related, & kitchen) .....	13	9 002	1 520	16.9	.2	X
0370	Computer hardware, software, & supplies .....	7	4 104	718	17.5	.1	X
0380	Kitchenware & home furnishings (including cookware, cooking access, dinnerware, etc) ..	66	34 101	11 753	34.5	1.4	X
0400	Jewelry (including watches & watch attachments, novelty jewelry, etc) .....	373	183 772	169 056	92.0	19.8	X
0440	Photographic equipment & supplies .....	86	31 466	29 532	93.9	3.5	X
0490	Optical goods (including eyeglasses, contact lenses, sunglasses, etc) .....	272	99 904	93 071	93.2	10.9	X
0500	Sporting goods (including boats, bicycles, parts & accessories, etc) .....	108	32 951	28 301	85.9	3.3	X
0620	Lawn & garden equipment & supplies, cut flowers, plants, shrubs, fertilizers, etc. ....	130	22 477	17 782	79.1	2.1	X
0780	Household fuels (oil, LP gas, wood, & coal) ...	117	42 129	41 390	98.2	4.9	X
9810	All other merchandise .....	670	383 644	326 568	85.1	38.3	X
9900	Nonmerchandise receipts from customers .....	69	67 279	3 978	5.9	.5	X
<b>592</b>	<b>Liquor stores .....</b>	<b>76</b>	<b>X</b>	<b>24 743</b>	<b>X</b>	<b>100.0</b>	<b>v</b>
0101	Meat, fish, & poultry (including prepackaged & canned meats requiring refrigeration) .....	6	4 668	243	5.2	1.0	X
0104	Dairy products & related foods (including milk, cheese, butter, yogurt, ice cream, eggs, etc) .	14	7 347	748	10.2	3.0	X
0106	Bakery products not baked on the premises, except frozen .....	6	601	35	5.8	.1	X
0114	All other foods, excluding pet food .....	18	8 399	1 421	16.9	5.7	X
0120	Meals, unpackaged snacks, sandwiches, & nonalcoholic beverages (including soup & salad bars, party platters, & hand-dipped ice cream) .....	12	2 689	519	19.3	2.1	X
0130	Alcoholic drinks (served for consumption at the premises) .....	15	2 262	730	32.3	3.0	X
0140	Packaged liquor, wine, & beer .....	76	24 743	18 332	74.1	74.1	X
0150	Cigars, cigarettes, tobacco, & smokers' accessories (excluding sales from vending machines operated by others) .....	47	12 652	1 472	11.6	5.9	X
0180	Soaps, detergents, & household cleaners .....	8	2 613	184	7.0	.7	X
0190	Paper & related products (including paper towels, toilet tissue, wraps, bags, foils, etc) ...	8	2 399	101	4.2	.4	X
9810	All other merchandise .....	6	3 673	397	10.8	1.6	X
<b>593</b>	<b>Used merchandise stores .....</b>	<b>14</b>	<b>X</b>	<b>1 534</b>	<b>X</b>	<b>100.0</b>	<b>t</b>
9810	All other merchandise .....	14	1 534	1 534	100.0	100.0	X
<b>594</b>	<b>Miscellaneous shopping goods stores ...</b>	<b>1 061</b>	<b>X</b>	<b>502 462</b>	<b>X</b>	<b>100.0</b>	<b>w</b>
0120	Meals, unpackaged snacks, sandwiches, & nonalcoholic beverages (including soup & salad bars, party platters, & hand-dipped ice cream) .....	9	15 458	713	4.6	.1	X
0162	Nonprescription medicines & vitamins, proprietary & over-the-counter ethical medicines, or health & beauty aids .....	13	2 983	602	20.2	.1	X
0180	Soaps, detergents, & household cleaners .....	10	3 980	866	21.8	.2	X
0190	Paper & related products (including paper towels, toilet tissue, wraps, bags, foils, etc) ...	77	43 162	25 215	58.4	5.0	X
0200	Men's & boy's wear .....	28	18 098	1 660	9.2	.3	X

See footnotes at end of table.

**Table 1. Merchandise Lines by Kind of Business: 1997—Con.**

[For meaning of abbreviations and symbols, see introductory text. For explanation of terms, see Appendix A]

SIC code and ML code	Kind of business and merchandise line	Establishments handling the merchandise line		Sales of specified merchandise line			Sales of establishments reporting merchandise line sales as percent of total sales
		Number	Total sales (\$1,000)	Amount (\$1,000)	As percent of total sales of—		
					Establishments handling the line	All establishments <sup>1</sup>	
<b>59, ex 591</b>	<b>Miscellaneous retail—Con.</b>						
<b>594</b>	<b>Miscellaneous shopping goods stores—Con.</b>						
0220	Women's & girl's wear .....	23	18 825	1 885	10.0	.4	X
0230	Women's accessories .....	28	7 512	1 286	17.1	.3	X
0260	Footwear (including accessories) .....	16	4 904	602	12.3	.1	X
0270	Sewing, knitting, & needlework goods (including fabrics, patterns, sewing supplies, notions, yarns, etc) .....						
0310	Small electric appliances (including mixers, blenders, can openers, toasters, frypans, & personal care appliances) .....	115	27 181	24 360	89.6	4.8	X
		28	5 807	1 028	17.7	.2	X
0320	Televisions, video recorders, video cameras, video tapes, etc (including parts & accessories) .....	16	4 360	589	13.5	.1	X
0330	Audio equipment & musical instruments & supplies (including radios, stereos, CDs, sheet music, etc) .....	13	2 735	202	7.4	Z	X
0345	All other furniture (outdoor, office, computer-related, & kitchen) .....	9	5 689	1 188	20.9	.2	X
0370	Computer hardware, software, & supplies .....	7	4 104	718	17.5	.1	X
0380	Kitchenware & home furnishings (including cookware, cooking access, dinnerware, etc) ..	51	30 994	10 598	34.2	2.1	X
0400	Jewelry (including watches & watch attachments, novelty jewelry, etc) .....	371	182 813	169 008	92.4	33.6	X
0440	Photographic equipment & supplies .....	86	31 466	29 532	93.9	5.9	X
0490	Optical goods (including eyeglasses, contact lenses, sunglasses, etc) .....	20	7 068	484	6.8	.1	X
0500	Sporting goods (including boats, bicycles, parts & accessories, etc) .....	108	32 951	28 301	85.9	5.6	X
0620	Lawn & garden equipment & supplies, cut flowers, plants, shrubs, fertilizers, etc. ....	9	2 886	658	22.8	.1	X
9810	All other merchandise .....	422	248 911	198 530	79.8	39.5	X
9900	Nonmerchandise receipts from customers ....	54	63 985	3 427	5.4	.7	X
<b>596</b>	<b>Nonstore retailers .....</b>	<b>39</b>	<b>X</b>	<b>50 577</b>	<b>X</b>	<b>100.0</b>	<b>u</b>
0114	All other foods, excluding pet food .....	14	6 758	5 587	82.7	11.0	X
9810	All other merchandise .....	16	31 774	31 774	100.0	62.8	X
<b>598</b>	<b>Fuel dealers .....</b>	<b>118</b>	<b>X</b>	<b>42 742</b>	<b>X</b>	<b>100.0</b>	<b>v</b>
0300	Major household appliances (including vacuum cleaners, refrigerators, dehumidifiers, dishwashers, etc) .....	10	5 130	284	5.5	.7	X
0780	Household fuels (oil, LP gas, wood, & coal) ...	117	42 129	41 390	98.2	96.8	X
<b>599</b>	<b>Retail stores, nec .....</b>	<b>591</b>	<b>X</b>	<b>230 946</b>	<b>X</b>	<b>100.0</b>	<b>v</b>
0114	All other foods, excluding pet food .....	7	1 373	430	31.3	.2	X
0150	Cigars, cigarettes, tobacco, & smokers' accessories (excluding sales from vending machines operated by others) .....	13	4 634	4 466	96.4	1.9	X
0162	Nonprescription medicines & vitamins, proprietary & over-the-counter ethical medicines, or health & beauty aids .....	7	8 600	8 293	96.4	3.6	X
0200	Men's & boy's wear .....	8	12 165	6 083	50.0	2.6	X
0220	Women's & girl's wear .....	10	13 051	6 304	48.3	2.7	X
0380	Kitchenware & home furnishings (including cookware, cooking access, dinnerware, etc) ..	10	2 363	567	24.0	.2	X
0490	Optical goods (including eyeglasses, contact lenses, sunglasses, etc) .....	252	92 836	92 587	99.7	40.1	X
0620	Lawn & garden equipment & supplies, cut flowers, plants, shrubs, fertilizers, etc. ....	121	19 591	17 124	87.4	7.4	X
9810	All other merchandise .....	208	96 905	93 667	96.7	40.6	X
9900	Nonmerchandise receipts from customers ....	13	2 335	503	21.5	.2	X

<sup>1</sup>Merchandise line percents may not add to totals due to exclusion of selected lines to avoid disclosing data for individual companies and due to rounding.

<sup>2</sup>Includes sales from catalog order desks.

**Table 2. Kinds of Business by Merchandise Line: 1997**

[For meaning of abbreviations and symbols, see introductory text. For explanation of terms, see Appendix A]

ML code and SIC code	Merchandise line and kind of business	Establishments (number)	Sales (\$1,000)	Percent of sales accounted for by specified kind of business <sup>1</sup>	ML code and SIC code	Merchandise line and kind of business	Establishments (number)	Sales (\$1,000)	Percent of sales accounted for by specified kind of business <sup>1</sup>
<b>0101</b>	<b>Meat, fish, &amp; poultry (including prepackaged &amp; canned meats requiring refrigeration) . . . . .</b>	<b>1 173</b>	<b>610 906</b>	<b>100.0</b>	<b>0106</b>	<b>Bakery products not baked on the premises, except frozen . . . . .</b>	<b>1 567</b>	<b>303 370</b>	<b>100.0</b>
53	General merchandise stores . . . . .	10	39 653	6.5	53	General merchandise stores . . . . .	17	9 733	3.2
539	Miscellaneous general merchandise stores . .	10	39 653	6.5	539	Miscellaneous general merchandise stores . .	17	9 733	3.2
54	Food stores . . . . .	1 035	563 925	92.3	54	Food stores . . . . .	1 371	284 811	93.9
541	Grocery stores . . . . .	937	551 560	90.3	541	Grocery stores . . . . .	714	80 532	26.5
542	Meat & fish (seafood) markets, including freezer provisioners . . . . .	79	12 021	2.0	544	Candy, nut, & confectionery stores . . . . .	9	6 347	2.1
546	Retail bakeries . . . . .	16	271	Z	546	Retail bakeries . . . . .	623	193 526	63.8
					549	Miscellaneous food stores . . . . .	20	4 088	1.3
58	Eating & drinking places . . . . .	119	7 011	1.1	554	Gasoline service stations . . . . .	38	1 282	.4
581	Eating & drinking places . . . . .	119	7 011	1.1	58	Eating & drinking places . . . . .	97	3 675	1.2
					581	Eating & drinking places . . . . .	97	3 675	1.2
59, ex 591	Miscellaneous retail . . . . .	7	273	Z	591	Drug stores & proprietary stores . . . . .	34	1 928	.6
592	Liquor stores . . . . .	6	243	Z	59, ex 591	Miscellaneous retail . . . . .	10	1 941	.6
					592	Liquor stores . . . . .	6	35	Z
<b>0102</b>	<b>Produce (including fresh &amp; prepackaged fruits &amp; vegetables) . . . . .</b>	<b>1 148</b>	<b>318 033</b>	<b>100.0</b>	<b>0114</b>	<b>All other foods, excluding pet food . . . . .</b>	<b>1 662</b>	<b>1 214 166</b>	<b>100.0</b>
53	General merchandise stores . . . . .	10	11 293	3.6	53	General merchandise stores . . . . .	150	126 619	10.4
539	Miscellaneous general merchandise stores . .	10	11 293	3.6	531	Department stores <sup>2</sup> . . . . .	31	29 506	2.4
54	Food stores . . . . .	1 023	298 944	94.0	533	Variety stores . . . . .	93	16 146	1.3
541	Grocery stores . . . . .	924	286 721	90.2	539	Miscellaneous general merchandise stores . .	26	80 967	6.7
542	Meat & fish (seafood) markets, including freezer provisioners . . . . .	9	518	.2	54	Food stores . . . . .	1 174	1 031 353	84.9
543	Fruit & vegetable markets . . . . .	32	8 264	2.6	541	Grocery stores . . . . .	928	1 004 686	82.7
546	Retail bakeries . . . . .	28	227	.1	542	Meat & fish (seafood) markets, including freezer provisioners . . . . .	39	2 011	.2
549	Miscellaneous food stores . . . . .	30	3 214	1.0	544	Candy, nut, & confectionery stores . . . . .	25	5 555	.5
					545	Dairy products stores . . . . .	25	6 771	.6
554	Gasoline service stations . . . . .	9	97	Z	546	Retail bakeries . . . . .	121	5 518	.5
					549	Miscellaneous food stores . . . . .	34	6 768	.6
58	Eating & drinking places . . . . .	97	7 477	2.4	554	Gasoline service stations . . . . .	67	7 845	.6
581	Eating & drinking places . . . . .	97	7 477	2.4	58	Eating & drinking places . . . . .	66	2 947	.2
					581	Eating & drinking places . . . . .	66	2 947	.2
59, ex 591	Miscellaneous retail . . . . .	7	65	Z	591	Drug stores & proprietary stores . . . . .	161	37 890	3.1
					59, ex 591	Miscellaneous retail . . . . .	40	7 476	.6
<b>0103</b>	<b>Frozen foods (including packaged foods sold in a frozen state) . . . . .</b>	<b>1 033</b>	<b>211 969</b>	<b>100.0</b>	592	Liquor stores . . . . .	18	1 421	.1
53	General merchandise stores . . . . .	14	51 180	24.1	596	Nonstore retailers . . . . .	14	5 587	.5
539	Miscellaneous general merchandise stores . .	13	50 740	23.9	599	Retail stores, nec . . . . .	7	430	Z
54	Food stores . . . . .	919	151 199	71.3	<b>0120</b>	<b>Meals, unpackaged snacks, sandwiches, &amp; nonalcoholic beverages (including soup &amp; salad bars, party platters, &amp; hand-dipped ice cream) . . . . .</b>	<b>3 695</b>	<b>1 395 823</b>	<b>100.0</b>
541	Grocery stores . . . . .	802	142 106	67.0	53	General merchandise stores . . . . .	141	21 689	1.6
542	Meat & fish (seafood) markets, including freezer provisioners . . . . .	45	3 070	1.4	531	Department stores <sup>2</sup> . . . . .	21	12 444	.9
546	Retail bakeries . . . . .	50	879	.4	533	Variety stores . . . . .	92	8 012	.6
549	Miscellaneous food stores . . . . .	17	4 657	2.2	539	Miscellaneous general merchandise stores . .	28	1 233	.1
554	Gasoline service stations . . . . .	15	642	.3	54	Food stores . . . . .	482	47 788	3.4
					541	Grocery stores . . . . .	232	25 792	1.8
58	Eating & drinking places . . . . .	69	8 031	3.8	546	Retail bakeries . . . . .	241	21 277	1.5
581	Eating & drinking places . . . . .	69	8 031	3.8	554	Gasoline service stations . . . . .	106	13 108	.9
591	Drug stores & proprietary stores . . . . .	11	406	.2	58	Eating & drinking places . . . . .	2 911	1 310 592	93.9
					581	Eating & drinking places . . . . .	2 911	1 310 592	93.9
<b>0104</b>	<b>Dairy products &amp; related foods (including milk, cheese, butter, yogurt, ice cream, eggs, etc) . . . . .</b>	<b>1 624</b>	<b>534 315</b>	<b>100.0</b>	591	Drug stores & proprietary stores . . . . .	31	1 074	.1
53	General merchandise stores . . . . .	14	22 436	4.2	59, ex 591	Miscellaneous retail . . . . .	23	1 488	.1
539	Miscellaneous general merchandise stores . .	14	22 436	4.2	592	Liquor stores . . . . .	12	519	Z
54	Food stores . . . . .	1 326	493 852	92.4	594	Miscellaneous shopping goods stores . . . . .	9	713	.1
541	Grocery stores . . . . .	1 006	446 988	83.7	<b>0130</b>	<b>Alcoholic drinks (served for consumption at the premises) . . . . .</b>	<b>1 310</b>	<b>105 108</b>	<b>100.0</b>
542	Meat & fish (seafood) markets, including freezer provisioners . . . . .	8	404	.1	54	Food stores . . . . .	300	22 173	21.1
545	Dairy products stores . . . . .	64	28 330	5.3	541	Grocery stores . . . . .	255	20 466	19.5
546	Retail bakeries . . . . .	214	10 957	2.1	546	Retail bakeries . . . . .	41	1 491	1.4
549	Miscellaneous food stores . . . . .	32	7 145	1.3	554	Gasoline service stations . . . . .	18	818	.8
554	Gasoline service stations . . . . .	67	3 446	.6	58	Eating & drinking places . . . . .	973	81 295	77.3
					581	Eating & drinking places . . . . .	973	81 295	77.3
58	Eating & drinking places . . . . .	63	2 095	.4	59, ex 591	Miscellaneous retail . . . . .	17	750	.7
581	Eating & drinking places . . . . .	63	2 095	.4	592	Liquor stores . . . . .	15	730	.7
591	Drug stores & proprietary stores . . . . .	137	11 687	2.2					
59, ex 591	Miscellaneous retail . . . . .	17	799	.1					
592	Liquor stores . . . . .	14	748	.1					

See footnotes at end of table.

**Table 2. Kinds of Business by Merchandise Line: 1997—Con.**

[For meaning of abbreviations and symbols, see introductory text. For explanation of terms, see Appendix A]

ML code and SIC code	Merchandise line and kind of business	Establishments (number)	Sales (\$1,000)	Percent of sales accounted for by specified kind of business <sup>1</sup>	ML code and SIC code	Merchandise line and kind of business	Establishments (number)	Sales (\$1,000)	Percent of sales accounted for by specified kind of business <sup>1</sup>
<b>0140</b>	<b>Packaged liquor, wine, &amp; beer</b>	<b>1 265</b>	<b>326 665</b>	<b>100.0</b>	<b>0180</b>	<b>Soaps, detergents, &amp; household cleaners—Con.</b>			
53	General merchandise stores	9	58 843	18.0	59, ex	Miscellaneous retail	21	1 268	.4
539	Miscellaneous general merchandise stores	9	58 843	18.0	591	Liquor stores	8	184	.1
54	Food stores	795	230 077	70.4	592	Miscellaneous shopping goods stores	10	866	.3
541	Grocery stores	735	228 226	69.9	594				
546	Retail bakeries	53	1 504	.5	<b>0190</b>	<b>Paper &amp; related products (including paper towels, toilet tissue, wraps, bags, foils, etc)</b>	<b>1 356</b>	<b>273 314</b>	<b>100.0</b>
554	Gasoline service stations	50	2 749	.8	52	Building materials, hardware, garden supply, & mobile home dealer	19	2 851	1.0
58	Eating & drinking places	323	15 756	4.8	525	Hardware stores	18	2 824	1.0
581	Eating & drinking places	323	15 756	4.8	53	General merchandise stores	279	94 218	34.5
591	Drug stores & proprietary stores	6	700	.2	531	Department stores <sup>2</sup>	31	9 947	3.6
59, ex	Miscellaneous retail	82	18 540	5.7	533	Variety stores	116	22 513	8.2
591	Liquor stores	76	18 332	5.6	539	Miscellaneous general merchandise stores	132	61 758	22.6
<b>0150</b>	<b>Cigars, cigarettes, tobacco, &amp; smokers' accessories (excluding sales from vending machines operated by others)</b>	<b>1 446</b>	<b>132 231</b>	<b>100.0</b>	54	Food stores	603	115 152	42.1
53	General merchandise stores	38	9 225	7.0	541	Grocery stores	569	114 451	41.9
531	Department stores <sup>2</sup>	21	5 054	3.8	546	Retail bakeries	31	524	.2
539	Miscellaneous general merchandise stores	14	3 742	2.8	554	Gasoline service stations	13	209	.1
54	Food stores	783	93 388	70.6	57	Home furniture, furnishings, & equipment stores	16	1 324	.5
541	Grocery stores	705	91 852	69.5	571	Home furniture & furnishings stores	9	174	.1
546	Retail bakeries	73	1 223	.9	58	Eating & drinking places	16	521	.2
554	Gasoline service stations	263	16 353	12.4	581	Eating & drinking places	16	521	.2
58	Eating & drinking places	231	3 390	2.6	591	Drug stores & proprietary stores	316	26 756	9.8
581	Eating & drinking places	231	3 390	2.6	59, ex	Miscellaneous retail	94	32 283	11.8
591	Drug stores & proprietary stores	66	3 778	2.9	591	Liquor stores	8	101	.7
59, ex	Miscellaneous retail	64	6 070	4.6	592	Miscellaneous shopping goods stores	77	25 215	9.2
591	Liquor stores	47	1 472	1.1	594				
592	Retail stores, nec	13	4 466	3.4	<b>0200</b>	<b>Men's &amp; boy's wear</b>	<b>1 275</b>	<b>599 030</b>	<b>100.0</b>
<b>0161</b>	<b>Prescriptions, from a pharmacist</b>	<b>736</b>	<b>445 041</b>	<b>100.0</b>	53	General merchandise stores	241	180 003	30.0
53	General merchandise stores	20	18 927	4.3	531	Department stores <sup>2</sup>	46	147 364	24.6
531	Department stores <sup>2</sup>	19	18 888	4.2	533	Variety stores	114	10 998	1.8
54	Food stores	30	5 562	1.2	539	Miscellaneous general merchandise stores	81	21 641	3.6
541	Grocery stores	30	5 562	1.2	54	Food stores	6	1 606	.3
591	Drug stores & proprietary stores	683	417 242	93.8	541	Grocery stores	6	1 606	.3
<b>0162</b>	<b>Nonprescription medicines &amp; vitamins, proprietary &amp; over-the-counter ethical medicines, or health &amp; beauty aids</b>	<b>1 377</b>	<b>455 198</b>	<b>100.0</b>	56	Apparel & accessory stores	984	409 436	68.3
53	General merchandise stores	227	93 171	20.5	561	Men's & boys' clothing & accessory stores	380	249 787	41.7
531	Department stores <sup>2</sup>	31	62 219	13.7	562	Women's clothing stores	52	3 670	.6
533	Variety stores	102	10 579	2.3	564	Children's & infants' wear stores	66	13 239	2.2
539	Miscellaneous general merchandise stores	94	20 373	4.5	565	Family clothing stores	297	107 941	18.0
54	Food stores	395	107 658	23.7	566	Shoe stores	124	20 214	3.4
541	Grocery stores	347	96 209	21.1	569	Miscellaneous apparel & accessory stores	62	14 564	2.4
546	Retail bakeries	16	214	.2	59, ex	Miscellaneous retail	37	7 751	1.3
549	Miscellaneous food stores	29	11 111	2.4	591	Miscellaneous shopping goods stores	28	1 660	.3
554	Gasoline service stations	7	172	.2	594	Retail stores, nec	8	6 083	1.0
58	Eating & drinking places	6	116	.2	599				
581	Eating & drinking places	6	116	.2	<b>0220</b>	<b>Women's &amp; girl's wear</b>	<b>1 389</b>	<b>801 066</b>	<b>100.0</b>
591	Drug stores & proprietary stores	713	244 724	53.8	53	General merchandise stores	257	283 956	35.4
59, ex	Miscellaneous retail	21	8 896	2.0	531	Department stores <sup>2</sup>	46	238 098	29.7
591	Liquor stores	76	18 332	5.6	533	Variety stores	111	9 985	1.2
594	Miscellaneous shopping goods stores	13	602	.1	539	Miscellaneous general merchandise stores	100	35 873	4.5
599	Retail stores, nec	7	8 293	1.8	54	Food stores	6	934	.1
<b>0180</b>	<b>Soaps, detergents, &amp; household cleaners</b>	<b>1 519</b>	<b>286 249</b>	<b>100.0</b>	541	Grocery stores	6	934	.1
52	Building materials, hardware, garden supply, & mobile home dealer	19	3 271	1.1	56	Apparel & accessory stores	1 035	503 334	62.8
525	Hardware stores	18	3 244	1.1	561	Men's & boys' clothing & accessory stores	31	4 892	.6
53	General merchandise stores	267	130 932	45.7	562	Women's clothing stores	505	322 471	40.3
531	Department stores <sup>2</sup>	31	37 118	13.0	563	Women's accessory & specialty stores	24	1 190	.1
533	Variety stores	107	27 980	9.8	564	Children's & infants' wear stores	57	7 652	1.0
539	Miscellaneous general merchandise stores	129	65 834	23.0	565	Family clothing stores	303	155 993	19.5
54	Food stores	826	131 301	45.9	566	Shoe stores	65	2 840	.4
541	Grocery stores	771	130 533	45.6	569	Miscellaneous apparel & accessory stores	50	8 296	1.0
546	Retail bakeries	45	589	.2	57	Home furniture, furnishings, & equipment stores	8	309	.2
554	Gasoline service stations	23	782	.3	571	Home furniture & furnishings stores	8	309	.2
58	Eating & drinking places	15	159	.1	591	Drug stores & proprietary stores	46	4 061	.5
581	Eating & drinking places	15	159	.1	59, ex	Miscellaneous retail	36	8 384	1.0
591	Drug stores & proprietary stores	342	14 358	5.0	591	Miscellaneous shopping goods stores	23	1 885	.2
					594	Retail stores, nec	10	6 304	.8
					599				

See footnotes at end of table.

**Table 2. Kinds of Business by Merchandise Line: 1997—Con.**

[For meaning of abbreviations and symbols, see introductory text. For explanation of terms, see Appendix A]

ML code and SIC code	Merchandise line and kind of business	Establishments (number)	Sales (\$1,000)	Percent of sales accounted for by specified kind of business <sup>1</sup>	ML code and SIC code	Merchandise line and kind of business	Establishments (number)	Sales (\$1,000)	Percent of sales accounted for by specified kind of business <sup>1</sup>
<b>0230</b>	<b>Women's accessories</b> .....	<b>913</b>	<b>203 774</b>	<b>100.0</b>	<b>0300</b>	<b>Major household appliances (including vacuum cleaners, refrigerators, dehumidifiers, dishwashers, etc)</b> .....	<b>537</b>	<b>244 865</b>	<b>100.0</b>
53	General merchandise stores .....	222	109 527	53.7					
531	Department stores <sup>2</sup> .....	46	89 505	43.9					
533	Variety stores .....	111	7 995	3.9	52	Building materials, hardware, garden supply, & mobile home dealer .....	7	193	.1
539	Miscellaneous general merchandise stores ..	65	12 027	5.9		Hardware stores .....	7	193	.1
					525				
54	Food stores .....	16	617	.3	53	General merchandise stores .....	61	81 288	33.2
541	Grocery stores .....	16	617	.3	531	Department stores <sup>2</sup> .....	40	75 683	30.9
					539	Miscellaneous general merchandise stores ..	17	5 134	2.1
56	Apparel & accessory stores .....	486	85 368	41.9	55, ex	Automotive dealers, ex gasoline service stations .....	53	4 614	1.9
561	Men's & boys' clothing & accessory stores ..	17	735	.4	554	Auto & home supply stores .....	53	4 614	1.9
562	Women's clothing stores .....	115	9 955	4.9	553				
563	Women's accessory & specialty stores .....	95	40 987	20.1		Home furniture, furnishings, & equipment stores .....	403	158 428	64.7
565	Family clothing stores .....	70	14 693	7.2	57	Home furniture & furnishings stores .....	272	79 343	32.4
566	Shoe stores .....	180	15 041	7.4	571	Household appliance stores .....	124	77 945	31.8
569	Miscellaneous apparel & accessory stores ..	9	3 957	1.9	572	Radio, television, consumer electronics, & music stores .....	7	1 140	.5
					573	Miscellaneous retail .....	10	284	.1
57	Home furniture, furnishings, & equipment stores .....	6	174	.1	59, ex	Fuel dealers .....	10	284	.1
591	Drug stores & proprietary stores .....	144	6 485	3.2	598				
59, ex	Miscellaneous retail .....	36	1 544	.8	<b>0310</b>	<b>Small electric appliances (including mixers, blenders, can openers, toasters, frypans, &amp; personal care appliances)</b> .....	<b>707</b>	<b>93 994</b>	<b>100.0</b>
591									
594	Miscellaneous shopping goods stores .....	28	1 286	.6	52	Building materials, hardware, garden supply, & mobile home dealer .....	20	334	.4
					525	Hardware stores .....	17	313	.3
<b>0260</b>	<b>Footwear (including accessories)</b> .....	<b>828</b>	<b>386 780</b>	<b>100.0</b>	53	General merchandise stores .....	236	49 155	52.3
53	General merchandise stores .....	161	31 746	8.2	531	Department stores <sup>2</sup> .....	31	22 178	23.6
531	Department stores <sup>2</sup> .....	25	25 207	6.5	533	Variety stores .....	103	12 596	13.4
533	Variety stores .....	108	5 718	1.5	539	Miscellaneous general merchandise stores ..	102	14 381	15.3
539	Miscellaneous general merchandise stores ..	28	821	.2	54	Food stores .....	13	2 836	3.0
56	Apparel & accessory stores .....	646	354 384	91.6	541	Grocery stores .....	13	2 836	3.0
561	Men's & boys' clothing & accessory stores ..	34	1 930	.5	57	Home furniture, furnishings, & equipment stores .....	278	29 727	31.6
562	Women's clothing stores .....	22	1 267	.3	571	Home furniture & furnishings stores .....	173	6 399	6.8
563	Women's accessory & specialty stores .....	7	165	.2	572	Household appliance stores .....	86	21 321	22.7
565	Family clothing stores .....	24	708	.2	573	Radio, television, consumer electronics, & music stores .....	19	2 007	2.1
566	Shoe stores .....	537	340 784	88.1	591	Drug stores & proprietary stores .....	124	10 190	10.8
569	Miscellaneous apparel & accessory stores ..	18	9 258	2.4	59, ex	Miscellaneous retail .....	32	1 074	1.1
59, ex	Miscellaneous retail .....	16	602	.2	591				
591					594	Miscellaneous shopping goods stores .....	28	1 028	1.1
594	Miscellaneous shopping goods stores .....	16	602	.2	<b>0320</b>	<b>Televisions, video recorders, video cameras, video tapes, etc (including parts &amp; accessories)</b> .....	<b>809</b>	<b>236 883</b>	<b>100.0</b>
<b>0270</b>	<b>Sewing, knitting, &amp; needlework goods (including fabrics, patterns, sewing supplies, notions, yarns, etc)</b> .....	<b>342</b>	<b>54 303</b>	<b>100.0</b>	53	General merchandise stores .....	229	141 183	59.6
53	General merchandise stores .....	178	23 565	43.4	531	Department stores <sup>2</sup> .....	42	99 995	42.2
531	Department stores <sup>2</sup> .....	29	9 858	18.2	533	Variety stores .....	102	16 498	7.0
533	Variety stores .....	101	2 514	4.6	539	Miscellaneous general merchandise stores ..	85	24 690	10.4
539	Miscellaneous general merchandise stores ..	48	11 193	20.6	54	Food stores .....	6	1 147	.5
54	Food stores .....	6	41	.1	541	Grocery stores .....	6	1 147	.5
541	Grocery stores .....	6	41	.1	55, ex	Automotive dealers, ex gasoline service stations .....	53	5 325	2.2
56	Apparel & accessory stores .....	26	5 907	10.9	554	Auto & home supply stores .....	53	5 325	2.2
565	Family clothing stores .....	18	1 801	3.3	553				
591	Drug stores & proprietary stores .....	11	223	.4	57	Home furniture, furnishings, & equipment stores .....	420	81 355	34.3
59, ex	Miscellaneous retail .....	115	24 360	44.9	571	Home furniture & furnishings stores .....	261	28 913	12.2
591					572	Household appliance stores .....	54	5 530	2.3
594	Miscellaneous shopping goods stores .....	115	24 360	44.9	573	Radio, television, consumer electronics, & music stores .....	105	46 912	19.8
<b>0280</b>	<b>Curtains, draperies, blinds, slipcovers, &amp; bed &amp; table coverings</b> ..	<b>344</b>	<b>154 816</b>	<b>100.0</b>	591	Drug stores & proprietary stores .....	83	7 263	3.1
53	General merchandise stores .....	254	138 160	89.2	59, ex	Miscellaneous retail .....	17	594	.3
531	Department stores <sup>2</sup> .....	36	89 121	57.6	591				
533	Variety stores .....	111	16 141	10.4	594	Miscellaneous shopping goods stores .....	16	589	.2
539	Miscellaneous general merchandise stores ..	107	32 898	21.2	<b>0330</b>	<b>Audio equipment &amp; musical instruments &amp; supplies (including radios, stereos, CDs, sheet music, etc)</b> .....	<b>603</b>	<b>197 905</b>	<b>100.0</b>
54	Food stores .....	6	967	.6	53	General merchandise stores .....	152	15 484	7.8
541	Grocery stores .....	6	967	.6	531	Department stores <sup>2</sup> .....	9	6 946	3.5
56	Apparel & accessory stores .....	33	4 574	3.0	533	Variety stores .....	99	5 345	2.7
562	Women's clothing stores .....	8	1 030	.7	539	Miscellaneous general merchandise stores ..	44	3 193	1.6
565	Family clothing stores .....	20	3 216	2.1	55, ex	Automotive dealers, ex gasoline service stations .....	7	503	.3
57	Home furniture, furnishings, & equipment stores .....	46	10 939	7.1	554	Auto & home supply stores .....	7	503	.3
571	Home furniture & furnishings stores .....	46	10 939	7.1	553				

See footnotes at end of table.

**Table 2. Kinds of Business by Merchandise Line: 1997—Con.**

[For meaning of abbreviations and symbols, see introductory text. For explanation of terms, see Appendix A]

ML code and SIC code	Merchandise line and kind of business	Establishments (number)	Sales (\$1,000)	Percent of sales accounted for by specified kind of business <sup>1</sup>	ML code and SIC code	Merchandise line and kind of business	Establishments (number)	Sales (\$1,000)	Percent of sales accounted for by specified kind of business <sup>1</sup>
<b>0330</b>	<b>Audio equipment &amp; musical instruments &amp; supplies (including radios, stereos, CDs, sheet music, etc)—Con.</b>				<b>0380</b>	<b>Kitchenware &amp; home furnishings (including cookware, cooking access, dinnerware, etc)—Con.</b>			
57	Home furniture, furnishings, & equipment stores—Con.				57	Home furniture, furnishings, & equipment stores	91	100 786	42.1
571	Home furniture & furnishings stores	178	19 623	9.9	571	Home furniture & furnishings stores	84	100 434	41.9
572	Household appliance stores	21	13 660	6.9	591	Drug stores & proprietary stores	125	9 421	3.9
573	Radio, television, consumer electronics, & music stores	229	148 389	75.0	59, ex 591	Miscellaneous retail	66	11 753	4.9
59, ex 591	Miscellaneous retail	13	202	.1	594	Miscellaneous shopping goods stores	51	10 598	4.4
594	Miscellaneous shopping goods stores	13	202	.1	599	Retail stores, nec	10	567	.2
<b>0343</b>	<b>Sleep furniture &amp; equipment (including mattresses, springs, cots, waterbeds, headboards, etc)</b>	<b>316</b>	<b>49 586</b>	<b>100.0</b>	<b>0400</b>	<b>Jewelry (including watches &amp; watch attachments, novelty jewelry, etc)</b>	<b>707</b>	<b>210 110</b>	<b>100.0</b>
53	General merchandise stores	7	307	.6	53	General merchandise stores	73	32 227	15.3
57	Home furniture, furnishings, & equipment stores	302	48 986	98.8	531	Department stores <sup>2</sup>	46	27 397	13.0
571	Home furniture & furnishings stores	271	40 417	81.5	533	Variety stores	13	993	.5
572	Household appliance stores	31	8 569	17.3	539	Miscellaneous general merchandise stores	14	3 837	1.8
59, ex 591	Miscellaneous retail	6	177	.4	56	Apparel & accessory stores	74	2 858	1.4
					561	Men's & boys' clothing & accessory stores	6	53	.7
					562	Women's clothing stores	42	1 443	.7
					563	Women's accessory & specialty stores	18	1 138	.5
					569	Miscellaneous apparel & accessory stores	2	—	Z
<b>0344</b>	<b>Other living room, dining room, &amp; bedroom furniture</b>	<b>453</b>	<b>247 284</b>	<b>100.0</b>	57	Home furniture, furnishings, & equipment stores	51	3 042	1.4
53	General merchandise stores	17	34 362	13.9	571	Home furniture & furnishings stores	47	2 958	1.4
531	Department stores <sup>2</sup>	11	32 667	13.2	591	Drug stores & proprietary stores	134	2 878	1.4
57	Home furniture, furnishings, & equipment stores	432	212 893	86.1	59, ex 591	Miscellaneous retail	373	169 056	80.5
571	Home furniture & furnishings stores	388	206 847	83.6	594	Miscellaneous shopping goods stores	371	169 008	80.4
572	Household appliance stores	44	6 046	2.4	<b>0440</b>	<b>Photographic equipment &amp; supplies</b>	<b>455</b>	<b>67 738</b>	<b>100.0</b>
<b>0345</b>	<b>All other furniture (outdoor, office, computer-related, &amp; kitchen)</b>	<b>437</b>	<b>92 639</b>	<b>100.0</b>	53	General merchandise stores	166	15 599	23.0
53	General merchandise stores	165	37 053	40.0	531	Department stores <sup>2</sup>	31	8 108	12.0
531	Department stores <sup>2</sup>	31	24 012	25.9	533	Variety stores	99	2 492	3.7
533	Variety stores	94	4 777	5.2	539	Miscellaneous general merchandise stores	36	4 999	7.4
539	Miscellaneous general merchandise stores	40	8 264	8.9	54	Food stores	10	138	.2
57	Home furniture, furnishings, & equipment stores	257	53 949	58.2	541	Grocery stores	10	138	.2
571	Home furniture & furnishings stores	217	40 151	43.3	591	Drug stores & proprietary stores	188	22 419	33.1
572	Household appliance stores	21	919	1.0	59, ex 591	Miscellaneous retail	86	29 532	43.6
573	Radio, television, consumer electronics, & music stores	19	12 879	13.9	594	Miscellaneous shopping goods stores	86	29 532	43.6
59, ex 591	Miscellaneous retail	13	1 520	1.6	<b>0490</b>	<b>Optical goods (including eyeglasses, contact lenses, sunglasses, etc)</b>	<b>395</b>	<b>103 204</b>	<b>100.0</b>
594	Miscellaneous shopping goods stores	9	1 188	1.3	53	General merchandise stores	24	1 109	1.1
<b>0360</b>	<b>Flooring &amp; floor coverings</b>	<b>74</b>	<b>66 066</b>	<b>100.0</b>	539	Miscellaneous general merchandise stores	23	1 064	1.0
52	Building materials, hardware, garden supply, & mobile home dealer	20	6 505	9.8	591	Drug stores & proprietary stores	98	9 013	8.7
525	Hardware stores	16	5 928	9.0	59, ex 591	Miscellaneous retail	272	93 071	90.2
57	Home furniture, furnishings, & equipment stores	52	59 544	90.1	594	Miscellaneous shopping goods stores	20	484	.5
571	Home furniture & furnishings stores	52	59 544	90.1	599	Retail stores, nec	252	92 587	89.7
<b>0370</b>	<b>Computer hardware, software, &amp; supplies</b>	<b>163</b>	<b>158 245</b>	<b>100.0</b>	<b>0500</b>	<b>Sporting goods (including boats, bicycles, parts &amp; accessories, etc)</b>	<b>227</b>	<b>71 085</b>	<b>100.0</b>
53	General merchandise stores	31	11 933	7.5	52	Building materials, hardware, garden supply, & mobile home dealer	10	213	.3
531	Department stores <sup>2</sup>	14	11 266	7.1	525	Hardware stores	8	152	.2
539	Miscellaneous general merchandise stores	16	622	.4	53	General merchandise stores	47	30 897	43.5
57	Home furniture, furnishings, & equipment stores	121	145 413	91.9	531	Department stores <sup>2</sup>	28	26 269	37.0
573	Radio, television, consumer electronics, & music stores	119	145 254	91.8	533	Variety stores	9	2 156	3.0
59, ex 591	Miscellaneous retail	7	718	.5	539	Miscellaneous general merchandise stores	10	2 472	3.5
594	Miscellaneous shopping goods stores	7	718	.5	55, ex 554	Automotive dealers, ex gasoline service stations	21	7 210	10.1
<b>0380</b>	<b>Kitchenware &amp; home furnishings (including cookware, cooking access, dinnerware, etc)</b>	<b>637</b>	<b>239 678</b>	<b>100.0</b>	555	Boat dealers	17	7 121	10.0
52	Building materials, hardware, garden supply, & mobile home dealer	29	935	.4	56	Apparel & accessory stores	41	4 464	6.3
525	Hardware stores	24	492	.2	561	Men's & boys' clothing & accessory stores	14	929	1.3
53	General merchandise stores	230	97 317	40.6	566	Shoe stores	8	828	1.2
531	Department stores <sup>2</sup>	41	51 845	21.6	569	Miscellaneous apparel & accessory stores	15	2 654	3.7
533	Variety stores	107	24 981	10.4	59, ex 591	Miscellaneous retail	108	28 301	39.8
539	Miscellaneous general merchandise stores	82	20 491	8.5	594	Miscellaneous shopping goods stores	108	28 301	39.8
54	Food stores	69	2 159	.9	<b>0580</b>	<b>Recreational vehicles, parts &amp; accessories</b>	<b>24</b>	<b>21 901</b>	<b>100.0</b>
541	Grocery stores	66	2 021	.8	55, ex 554	Automotive dealers, ex gasoline service stations	19	21 726	99.2
56	Apparel & accessory stores	25	16 902	7.1	556	Recreational vehicle dealers	15	20 440	93.3
565	Family clothing stores	18	16 763	7.0					

See footnotes at end of table.

**Table 2. Kinds of Business by Merchandise Line: 1997—Con.**

[For meaning of abbreviations and symbols, see introductory text. For explanation of terms, see Appendix A]

ML code and SIC code	Merchandise line and kind of business	Establishments (number)	Sales (\$1,000)	Percent of sales accounted for by specified kind of business <sup>1</sup>	ML code and SIC code	Merchandise line and kind of business	Establishments (number)	Sales (\$1,000)	Percent of sales accounted for by specified kind of business <sup>1</sup>
<b>0600</b>	<b>Hardware tools, plumbing, &amp; electrical supplies</b>	<b>1 029</b>	<b>433 595</b>	<b>100.0</b>	<b>0725</b>	<b>Diesel fuel</b>	<b>415</b>	<b>43 345</b>	<b>100.0</b>
52	Building materials, hardware, garden supply, & mobile home dealer	645	364 677	84.1	554	Gasoline service stations	412	43 285	99.9
521	Lumber & other building materials dealers	50	10 845	2.5	<b>0726</b>	<b>Other automotive fuels</b>	<b>166</b>	<b>13 087</b>	<b>100.0</b>
523	Paint, glass, & wallpaper stores	12	771	.2	54	Food stores	17	162	1.2
525	Hardware stores	577	352 918	81.4	541	Grocery stores	17	162	1.2
53	General merchandise stores	181	53 564	12.4	55, ex	Automotive dealers, ex gasoline service stations	8	3 986	30.5
531	Department stores <sup>2</sup>	24	36 417	8.4	554	Auto & home supply stores	7	109	.8
533	Variety stores	94	9 092	2.1	553	Gasoline service stations	141	8 939	68.3
539	Miscellaneous general merchandise stores	63	8 055	1.9	554	<b>Automotive lubricants (oil, greases, etc)</b>	<b>995</b>	<b>98 946</b>	<b>100.0</b>
54	Food stores	76	1 703	.4	<b>0730</b>	Food stores	39	504	.5
541	Grocery stores	73	1 675	.4	54	Grocery stores	36	484	.5
57	Home furniture, furnishings, & equipment stores	10	2 971	.7	541	Automotive dealers, ex gasoline service stations	243	59 495	60.1
591	Drug stores & proprietary stores	108	9 890	2.3	554	Motor vehicle dealers (new & used)	13	6 581	6.7
<b>0620</b>	<b>Lawn &amp; garden equipment &amp; supplies, cut flowers, plants, shrubs, fertilizers, etc.</b>	<b>589</b>	<b>92 957</b>	<b>100.0</b>	553	Auto & home supply stores	225	52 662	53.2
52	Building materials, hardware, garden supply, & mobile home dealer	178	41 951	45.1	554	Gasoline service stations	646	37 081	37.5
525	Hardware stores	88	19 617	21.1	591	Drug stores & proprietary stores	58	1 384	1.4
53	General merchandise stores	147	24 368	26.2	<b>0740</b>	<b>Automotive tires, tubes, batteries, parts, &amp; accessories</b>	<b>1 219</b>	<b>660 253</b>	<b>100.0</b>
531	Department stores <sup>2</sup>	14	17 833	19.2	54	Food stores	14	1 061	.2
533	Variety stores	102	4 266	4.6	541	Grocery stores	14	1 061	.2
539	Miscellaneous general merchandise stores	31	2 269	2.4	55, ex	Automotive dealers, ex gasoline service stations	868	634 134	96.0
54	Food stores	20	1 231	1.3	554	Motor vehicle dealers (new & used)	58	74 938	11.3
541	Grocery stores	20	1 231	1.3	551	Auto & home supply stores	805	558 363	84.6
57	Home furniture, furnishings, & equipment stores	7	461	.5	553	Gasoline service stations	286	20 032	3.0
591	Drug stores & proprietary stores	103	6 988	7.5	554	Drug stores & proprietary stores	43	3 947	.6
59, ex	Miscellaneous retail	130	17 782	19.1	591	<b>Household fuels (oil, LP gas, wood, &amp; coal)</b>	<b>223</b>	<b>56 195</b>	<b>100.0</b>
591	Miscellaneous shopping goods stores	9	658	.7	<b>0780</b>	Food stores	17	489	.9
594	Retail stores, nec	121	17 124	18.4	54	Grocery stores	17	489	.9
599					541	Gasoline service stations	10	1 229	2.2
<b>0640</b>	<b>Dimensional lumber &amp; other building/structural materials &amp; supplies</b>	<b>492</b>	<b>424 984</b>	<b>100.0</b>	554	Home furniture, furnishings, & equipment stores	17	2 214	3.9
52	Building materials, hardware, garden supply, & mobile home dealer	481	421 764	99.2	57	Home furniture & furnishings stores	16	2 155	3.8
521	Lumber & other building materials dealers	213	313 116	73.7	571	Drug stores & proprietary stores	58	1 384	2.5
523	Paint, glass, & wallpaper stores	7	344	.1	591	Miscellaneous retail	117	41 390	73.7
525	Hardware stores	259	107 984	25.4	59, ex	Fuel dealers	117	41 390	73.7
54	Food stores	6	394	.1	591	<b>All other merchandise</b>	<b>1 661</b>	<b>560 248</b>	<b>100.0</b>
541	Grocery stores	6	394	.1	598	Building materials, hardware, garden supply, & mobile home dealer	43	2 051	.4
<b>0670</b>	<b>Paint &amp; sundries</b>	<b>497</b>	<b>136 672</b>	<b>100.0</b>	521	Lumber & other building materials dealers	9	311	.1
52	Building materials, hardware, garden supply, & mobile home dealer	351	127 355	93.2	523	Paint, glass, & wallpaper stores	6	538	.1
521	Lumber & other building materials dealers	37	9 469	6.9	525	Hardware stores	22	572	.1
523	Paint, glass, & wallpaper stores	110	77 171	56.5	53	General merchandise stores	160	112 771	20.1
525	Hardware stores	202	40 609	29.7	531	Department stores <sup>2</sup>	10	13 137	2.3
53	General merchandise stores	125	6 959	5.1	533	Variety stores	19	11 234	2.0
531	Department stores <sup>2</sup>	11	3 385	2.5	539	Miscellaneous general merchandise stores	131	88 400	15.8
533	Variety stores	93	1 737	1.3	54	Food stores	157	24 484	4.4
539	Miscellaneous general merchandise stores	21	1 837	1.3	541	Grocery stores	112	19 746	3.5
54	Food stores	11	1 888	1.4	544	Candy, nut, & confectionery stores	7	1 022	.2
541	Grocery stores	11	1 888	1.4	546	Retail bakeries	28	995	.2
<b>0715</b>	<b>New automobiles, vans, &amp; trucks</b>	<b>229</b>	<b>1 896 135</b>	<b>100.0</b>	55, ex	Automotive dealers, ex gasoline service stations	45	10 306	1.8
55, ex	Automotive dealers, ex gasoline service stations	229	1 896 135	100.0	554	Motor vehicle dealers (new & used)	9	5 031	.9
551	Motor vehicle dealers (new & used)	226	1 894 375	99.9	553	Auto & home supply stores	23	1 255	.2
<b>0716</b>	<b>Used automobiles, vans, &amp; trucks</b>	<b>347</b>	<b>646 972</b>	<b>100.0</b>	555	Boat dealers	6	2 912	.5
55, ex	Automotive dealers, ex gasoline service stations	347	646 972	100.0	554	Gasoline service stations	79	6 087	1.1
551	Motor vehicle dealers (new & used)	184	453 188	70.0	56	Apparel & accessory stores	246	25 686	4.6
552	Motor vehicle dealers (used only)	162	192 284	29.7	561	Men's & boys' clothing & accessory stores	7	383	.1
<b>0717</b>	<b>Other powered transportation vehicles</b>	<b>55</b>	<b>75 591</b>	<b>100.0</b>	562	Women's clothing stores	39	2 368	.4
55, ex	Automotive dealers, ex gasoline service stations	52	75 478	99.9	564	Children's & infants' wear stores	11	716	.1
551	Motor vehicle dealers (new & used)	19	49 719	65.8	565	Family clothing stores	19	2 709	.5
552	Motor vehicle dealers (used only)	17	16 298	21.6	566	Shoe stores	143	11 957	2.1
555	Boat dealers	9	4 381	5.8	569	Miscellaneous apparel & accessory stores	23	7 380	1.3
<b>0721</b>	<b>Gasoline</b>	<b>1 135</b>	<b>975 851</b>	<b>100.0</b>	57	Home furniture, furnishings, & equipment stores	79	12 654	2.3
54	Food stores	19	960	.1	571	Home furniture & furnishings stores	58	6 975	1.2
541	Grocery stores	17	843	.1	572	Household appliance stores	9	4 785	.9
554	Gasoline service stations	1 109	972 976	99.7	573	Radio, television, consumer electronics, & music stores	12	894	.2
					58	Eating & drinking places	13	241	Z

See footnotes at end of table.



**Table 2. Kinds of Business by Merchandise Line: 1997—Con.**

[For meaning of abbreviations and symbols, see introductory text. For explanation of terms, see Appendix A]

ML code and SIC code	Merchandise line and kind of business	Establishments (number)	Sales (\$1,000)	Percent of sales accounted for by specified kind of business <sup>1</sup>	ML code and SIC code	Merchandise line and kind of business	Establishments (number)	Sales (\$1,000)	Percent of sales accounted for by specified kind of business <sup>1</sup>
<b>9810</b>	<b>All other merchandise—Con.</b>				<b>9900</b>	<b>Nonmerchandise receipts from customers—Con.</b>			
58	Eating & drinking places—Con.								
581	Eating & drinking places .....	13	241	Z	55, ex 554	Automotive dealers, ex gasoline service stations .....	33	14 231	23.9
591	Drug stores & proprietary stores .....	169	39 400	7.0	551	Motor vehicle dealers (new & used) .....	10	12 056	20.2
					553	Auto & home supply stores .....	22	2 148	3.6
59, ex 591	Miscellaneous retail .....	670	326 568	58.3	554	Gasoline service stations .....	21	4 028	6.8
592	Liquor stores .....	6	397	.1	57	Home furniture, furnishings, & equipment stores .....	54	8 163	13.7
593	Used merchandise stores .....	14	1 534	.3	573	Radio, television, consumer electronics, & music stores .....	46	7 955	13.4
594	Miscellaneous shopping goods stores .....	422	198 530	35.4					
596	Nonstore retailers .....	16	31 774	5.7					
599	Retail stores, nec .....	208	93 667	16.7					
<b>9900</b>	<b>Nonmerchandise receipts from customers .....</b>	<b>213</b>	<b>59 578</b>	<b>100.0</b>	58	Eating & drinking places .....	6	322	.5
					581	Eating & drinking places .....	6	322	.5
53	General merchandise stores .....	7	28 093	47.2	591	Drug stores & proprietary stores .....	12	647	1.1
531	Department stores <sup>2</sup> .....	6	27 923	46.9	59, ex 591	Miscellaneous retail .....	69	3 978	6.7
54	Food stores .....	7	59	.1	594	Miscellaneous shopping goods stores .....	54	3 427	5.8
541	Grocery stores .....	6	48	.1	599	Retail stores, nec .....	13	503	.8

<sup>1</sup>Merchandise line percents, by kind of business, may not add to totals due to exclusion of selected lines to avoid disclosing data for individual companies and due to rounding.  
<sup>2</sup>Includes sales from catalog order desks.

## Appendix A. Explanation of Terms

**Number of establishments.** Includes all establishments in operation at any time during the year. It covers all full- and part-year operations. An establishment is not necessarily identical with a company or enterprise, which may consist of one or more establishments. Census figures represent a summary of reports for individual establishments rather than companies.

**Sales and receipts.** Sales and receipts include sales of merchandise, receipts for repairs and other services to customers, and delivery charges whether or not payment was received in 1997. Sales and receipts are net after deductions for refunds and allowances for merchandise returned by customers. Trade-in allowances are not deducted from total sales. Sales and receipts include income from business activities classified in a major category other than the one assigned to the establishment; e.g., wholesalers may have receipts for sales at retail, and, similarly, retailers may have receipts for sales at wholesale.

Sales and receipts do not include carrying or other credit charges; commissions from vending machine operations; or nonoperating income from such sources as investments, rental or sale of real estate.

### PRESENTATION OF DATA

This report represents a recompilation of establishments and sales data collected in the 1997 Economic Census of Puerto Rico according to various categories of commodity and merchandise lines sold by wholesale and retail establishments, respectively. It consists of two chapters, one for each trade area.

#### Wholesale Trade

**Commodity Lines.** Tables 1 and 2 present sales data for commodity lines. In presentation, these data are similar to merchandise line sales data, but represent wholesale information. See the explanation for the merchandise line sales tables which appears next in this appendix.

## Apéndice A. Explicación de los Términos

**Número de establecimientos.** Comprende todos los establecimientos que estuvieron activos durante cualquier período del año. Cubre todas las operaciones que duraron el año entero al igual que aquellas que duraron parte del año. Un establecimiento no es necesariamente idéntico a una compañía o empresa, la cual podría tener uno o más establecimientos. Las estadísticas del censo representan un resumen de los informes individuales de cada establecimiento y no de las compañías.

**Ventas e Ingresos.** Las ventas e ingresos incluyen las ventas de mercancía, los ingresos por concepto de reparaciones y otros servicios prestados a clientes, y los cargos por entrega de la mercancía, hubiérase recibido o no el pago durante 1997. Las ventas e ingresos son netos después de restarse los reembolsos y hacerse los ajustes necesarios por la devolución de mercancía entregada como pago parcial en la compra de mercancía nueva no se resta del total de ventas. Las ventas e ingresos incluyen los ingresos obtenidos de las actividades comerciales que están clasificadas bajo una categoría principal diferente a la que se le asigna al establecimiento; por ejemplo, los mayoristas pueden recibir ingresos de ventas al por menor y, en forma similar, los detallistas pueden recibir ingresos de ventas al por mayor.

Las ventas e ingresos no incluyen los intereses o cargos por concesión de crédito; comisiones obtenidas de las operaciones relacionadas con las máquinas que venden cigarrillos, dulces, etc.; ni ingreso no operativo obtenido de fuentes tales como inversiones, alquiler o venta de bienes raíces.

### PRESENTACIÓN DE LOS DATOS

Este informe representa una recopilación de los datos obtenidos sobre establecimientos y ventas en el Censo Económico de Puerto Rico de 1997 de acuerdo a las categorías de las líneas de producto y mercancía vendidas por establecimientos que se dedican al comercio al por mayor y comercio al por menor, respectivamente. Este informe consiste de dos capítulos, uno por cada sector comercial.

#### Comercio al por Mayor

**Líneas de Productos.** Las Tablas 1 y 2 proporcionan datos sobre las ventas de las líneas de productos. Aunque estos datos tienden a parecerse a los datos sobre las ventas de las líneas de mercancía por la manera en que están presentados, la información que brindan corresponde al comercio al por mayor. Véase la explicación de las tablas sobre las ventas de las líneas de mercancía que aparece a continuación en este apéndice.

## Retail Trade

**Merchandise Lines.** Tables 1 and 2 present sales data for merchandise lines. An individual establishment is the unit assigned to a single kind-of-business classification for which data are summarized in most retail census tabulations. Prior to their recompilation by merchandise line category, kind-of-business statistics do not provide the merchandise line composition of retail sales. To meet expanded needs, sales by merchandise lines are collected in the census and are presented in this report in terms of merchandise line groupings.

In planning merchandise line inquiries for the 1997 Economic Census of Puerto Rico, the Bureau of the Census consulted extensively with local government and trade associations, both for advice on the information to be provided by the census, and on reportability which was the major limiting factor. Fifty merchandise lines were devised to account for all the sales and receipts of retail establishments, regardless of kind-of-business classification.

**Limitations in reporting sales by merchandise lines.** Even with a limited breakdown of 50 major lines, there may be a tendency on the part of respondents to fail to identify minor lines for a particular business. This has the effect of understating the number of outlets for individual merchandise lines, and to a lesser extent, it affects the measurement of the volume of sales of individual lines.

Merchandise line categories by which individual retailers group their sales are not uniform and will not always correspond to categories established in a reporting system designed for general use. In addition, because some retailers may have had little if any recorded information on sales by line of merchandise, a substantial amount of estimation may be involved in the reporting of merchandise lines. Furthermore, there is, of course, no assurance that the pattern for the establishments reporting sales by merchandise lines is representative of those which did not report. Figures for merchandise line sales should constitute useful approximations to serve many important current requirements and should be helpful in measuring important changes occurring over fairly long intervals, such as between successive censuses.

A related problem for large retail firms may be the absence of merchandise line records on an individual establishment basis. Some firms may have information available only for a group of stores within a warehouse district or some other grouping used by the firm. In such cases it was necessary for the firm to estimate sales for individual stores by using the pattern of sales shown by the entire group of stores.

## Comercio al por Menor

**Líneas de mercancía.** Las tablas 1 y 2 proporcionan datos sobre las ventas de las líneas de mercancía. Un establecimiento individual es la unidad a la que se asigna una sola clasificación de tipo de negocio, para la cual se hace un resumen de los datos en la mayoría de las tabulaciones censales de comercio al por menor. Antes de ser recopiladas conforme a categorías correspondientes de las líneas de mercancía, las estadísticas de tipo de negocio no suministran las líneas de mercancía que componen las ventas al por menor. Para poder cumplir requisitos específicos, se recopilieron datos en el censo que indican las ventas según las líneas de mercancía y se presentan dichos datos a base de grupos de estas líneas.

Con el propósito de preparar las preguntas del Censo Económico de Puerto Rico de 1997 que se relacionan con las líneas de mercancía, el Negociado del Censo decidió consultar la opinión de gobiernos locales y asociaciones mercantiles con respecto a la información que el censo debía proporcionar y también con respecto a la viabilidad de facilitar los datos, la cual constituye el factor limitante. Se formularon cincuenta líneas de mercancía generales para dar cuenta de todas las ventas e ingresos de los establecimientos de comercio al por menor, sin considerar la clasificación de tipo de negocio.

**Limitaciones al declarar las ventas según las líneas de mercancía.** Aún con un desglose tan limitado de 50 líneas principales, puede haber la tendencia de parte de los respondedores a dejar de identificar las líneas menos importantes de un negocio en particular. Esto resulta en una subestimación del número de tiendas que hay para las líneas individuales de ventas de mercancía y, en menor grado, afecta la medida del volumen de ventas de las líneas individuales.

Las categorías de las líneas de mercancía que los minoristas individuales utilizan para agrupar sus ventas no son uniformes y no siempre corresponden a las categorías establecidas en un sistema informativo que ha sido diseñado para uso general. También, puesto que algunos minoristas podrían tener poca (si alguna) información registrada con respecto a las ventas por líneas de mercancía, el declarar información acerca de las líneas de mercancía requiere un sinnúmero de estimaciones. Además, no hay ninguna seguridad de que el patrón establecido por los establecimientos que declaran las ventas de acuerdo a las líneas de mercancía pueda representar a aquéllos que no respondieron. Las cifras correspondientes a las ventas de líneas de mercancía deberían constituir aproximaciones útiles que satisfagan un gran número de los requerimientos más importantes que existen en la actualidad y deberían ayudar a medir los cambios importantes que ocurren durante intervalos relativamente largos, tal como el intervalo entre un censo y otro.

La falta de registros (sobre líneas de mercancía) que estuvieran basados en establecimientos individuales pudo haber significado un problema para las grandes empresas minoristas. Algunas empresas sólo tenían información disponible para un grupo de tiendas que estuvieran localizadas dentro de un distrito de almacenamiento o para algún otro grupo o clasificación utilizada por la empresa. En estos casos fue necesario que la empresa estimara las ventas de las tiendas individuales utilizando el patrón de ventas establecido por el grupo entero de tiendas.

**Treatment of nonresponse.** When reporting was incomplete or inadequate, merchandise line data were expanded on the premise that the merchandise line data for those establishments not reporting this information are similar to merchandise line data for those establishments in the same kind of business that reported this information. In 1997, the method used to account for nonresponse to merchandise line inquiries was to expand the total of reported data to represent 100 percent of the universe. Data presented for merchandise lines were expanded in direct relationship to total sales of all establishments included in the category.

**Coverage.** Table 1 presents coverage ranges for each kind of business shown. Coverage ranges for each kind of business indicate the degree to which sales were acceptably reported by merchandise lines. Coverage was determined by dividing total sales of establishments reporting acceptable data by lines by total sales of all establishments classified in that particular kind of business.

Except when precluded by the census disclosure rules (see Confidentiality of Data in Introduction), data have been shown for individual kinds of business when the dollar volume of reporting coverage was sufficient to account for 60 percent or more of sales (ranges t through w). (See Introduction for meaning of coverage symbols.)

As noted above, the fact that an establishment reported its sales by merchandise lines does not always mean that all lines handled by the establishment are reported separately.

**Description of the tables.** In addition to a coverage indicator, Table 1 provides data for each kind of business and for each merchandise line reports:

- The number of establishments and total sales of establishments handling the specified line;
- Sales of specified line;
- The percentage of total sales of the specific kind of business accounted for by each of the lines carried;
- The degree of specialization in that line. Specialization is derived by computing sales of a line as a percentage of total sales of establishments that handled that particular line.

Table 2 provides summary data by merchandise line, including counts of establishments handling the line and total sales of the line. Provided within each merchandise line are counts of establishments carrying the line and the amount and percent of the line sold by various kinds of retail businesses.

To avoid disclosure, data for merchandise lines and kinds of businesses may not add to the total because some merchandise lines and kinds of businesses are not shown.

**Interpretación de la falta de respuestas.** Los datos por líneas de mercancía fueron expandidos utilizando la premisa de que los datos por líneas de mercancía para aquellos establecimientos que no reportaron esta información son similares a los datos por líneas de mercancía para los establecimientos en el mismo tipo de negocio que sí reportaron esta información. En 1997, el método que se utilizó para representar casos sin respuestas a las preguntas sobre líneas de mercancía fue la expansión del total de datos reportados para representar el 100 por ciento del universo. Los datos presentados para las líneas de mercancía fueron expandidos en relación directa al total de ventas de todos los establecimientos incluidos en la categoría.

**Cobertura.** La Tabla 1 indica el rango de la cobertura para cada tipo de negocio incluido. El rango de la cobertura de cada tipo de negocio indica cuán aceptable resultó ser la información declarada acerca de las ventas de las líneas de mercancía generales. Se calculó la cobertura dividiendo el total de ventas de los establecimientos que proporcionaron datos aceptables (por líneas de mercancía generales), entre el total de ventas de todos los establecimientos clasificados bajo ese tipo de negocio en particular.

Excepto cuando lo impidieron los reglamentos que controlan la divulgación censal (véase la Confidencialidad de los Datos en la Introducción), se proporcionaron datos para tipos de negocio individuales en aquellos casos en que el volumen en dólares de la cobertura era suficiente para dar cuenta de un 60 por ciento o más de las ventas (del indicador t hasta w). (Vea la Introducción para el significado de los símbolos de cobertura.)

Según se indicó anteriormente, el hecho de que un establecimiento haya declarado sus ventas según las líneas de mercancía generales no siempre significa que todas las líneas administradas por el establecimiento hayan sido declaradas por separado.

**Descripción de las tablas.** Además de proporcionar indicadores de cobertura, la Tabla 1 proporciona datos para cada tipo de negocio, y lo siguiente para cada línea de mercancía:

- El número de establecimientos y el total de las ventas de los establecimientos que administran la línea especificada;
- Ventas de cada línea en particular;
- El porcentaje total de ventas realizadas por el tipo de negocio específico que es representado por cada una de las líneas que estos tienen a la venta;
- El grado de especialización en esa línea. La especialización se obtiene calculando las ventas de una línea como un porcentaje del total de ventas de los establecimientos que vendían esa línea en particular.

La Tabla 2 proporciona datos sumarios según la línea general de mercancía, incluyendo el número de establecimientos que administran esa línea y el total de ventas para esa línea. Dentro de cada línea general de mercancía se proporcionan el número de establecimientos que venden la línea y se indica qué cantidad y por ciento de la línea han sido vendidos por varios tipos de negocios detallistas.

La sumas de los datos para las líneas de mercancías y tipos de negocios pueden no ser exactas debido a que, para evitar la divulgación, algunas líneas de mercancías y tipos de negocios no se presentan.

---

## **KIND-OF-BUSINESS CLASSIFICATIONS— WHOLESALE TRADE**

Wholesale trade, major groups 50 and 51 in the 1987 SIC Manual, includes establishments primarily engaged in selling merchandise to retailers; to industrial, commercial, institutional, farm, or professional business users; or to other wholesalers; or acting as agents or brokers in buying merchandise for or selling merchandise to such persons or companies. Establishments primarily engaged in the wholesale distribution of used products are classified on the basis of the products sold.

Establishments primarily engaged in selling merchandise to contractors are included in wholesale trade, with the exception of lumber yards and paint, glass, and wallpaper stores. These exceptions are classified in retail trade if they sell to the general public and are known as "retail" in the trade, even if a higher proportion of their sales is made to contractors.

Establishments covered by the census were assigned to a kind-of-business classification in accordance with the industry classifications defined in the 1987 SIC Manual. However, because of the low number of establishments in some industry groups, the kinds of businesses shown in this report are limited to the three-digit SIC codes.

## **KIND-OF-BUSINESS CLASSIFICATIONS— RETAIL TRADE**

Retail trade, major groups 52 through 59 in the 1987 SIC Manual, includes establishments engaged in selling merchandise for personal or household consumption and in rendering services incidental to the sale of the goods. Exceptions are necessitated by trade practices. For example, lumber yards and paint, glass, and wallpaper stores are included in retail trade if they sell to the general public, even if a higher proportion of their sales is made to contractors. Establishments engaged in selling products to the general public from displayed merchandise, such as typewriters, stationery, or gasoline, are classified in retail trade even though such products may not be used for personal or household consumption. However, establishments that sell exclusively to business establishments, institutional and industrial users, or contractors are classified in wholesale trade.

Other important characteristics of retail trade establishments are that they are usually fixed places of business; they are engaged in activities to attract the general public to buy; they buy or receive as well as sell merchandise; they may process their products, although processing is incidental or subordinate to selling; and they are considered as "retail" in the trade. Not all of these characteristics need to be present and some are modified by trade practice.

## **CLASIFICACIONES DE TIPO DE NEGOCIO— COMERCIO AL POR MAYOR**

El comercio al por mayor, según los grupos principales 50 y 51 del Manual de CIU de 1987, incluye establecimientos que se dedican principalmente a la venta de mercancía a comerciantes detallistas; usuarios del sector industrial, comercial, institucional, agrícola o profesional; o a otros mayoristas; a la vez que incluye establecimientos que hacen las veces de agentes o corredores en la compra o venta de mercancía de tales personas o compañías. Los establecimientos que se dedican principalmente a la distribución al por mayor de productos usados son clasificados en base a los productos vendidos.

Los establecimientos que se dedican principalmente a vender mercancía a contratistas son considerados como establecimientos de comercio al por mayor, exceptuando las madererías y las tiendas de pintura, cristal y papel para empapelar paredes. Estas excepciones son clasificadas como establecimientos de comercio al por menor si venden sus productos al público en general y si se conocen como detallistas dentro de la profesión, aún cuando las ventas a contratistas representen la mayor parte del total de sus ventas.

A los establecimientos abarcados por el censo se les clasificó según el tipo de negocio, conforme a las clasificaciones industriales definidas en el Manual de CIU de 1987. Sin embargo, debido a que algunos grupos industriales tienen muy pocos establecimientos, los tipos de negocios que aparecen en este informe están limitados a códigos de CIU de sólo tres dígitos.

## **CLASIFICACIONES DE TIPO DE NEGOCIO— COMERCIO AL POR MENOR**

El comercio al por menor, los grupos principales del 52 al 59 del Manual de CIU de 1987, incluye los establecimientos que se dedican a vender mercancía para consumo personal o familiar y a prestar los servicios relacionados con la venta de los artículos. Las excepciones a esta regla general se hacen necesarias debido a las prácticas en la industria. Por ejemplo, se incluyen en el comercio al por menor las tiendas que venden madera, pintura, cristal y papel para empapelar paredes, si las ventas están dirigidas al público en general, aún cuando las ventas a contratistas representen la mayor parte del total de ventas. Los establecimientos que se dedican a vender al público en general los productos de la mercancía en exhibición, tales como maquinillas de escribir, papel y sobres para correspondencia o gasolina, se clasifican como de comercio al por menor aún cuando tales productos no se usen para consumo personal o familiar. Sin embargo, los establecimientos que venden mercancía exclusivamente a establecimientos comerciales, a usuarios institucionales e industriales, o a contratistas, se clasifican como de comercio al por mayor.

Otras características importantes de los establecimientos de comercio al por menor son las siguientes: tienen por lo general un lugar de negocio fijo; se dedican a actividades que incitan al público en general a comprar; compran o reciben y también venden mercancía; pueden elaborar sus productos; sin embargo, la elaboración es incidental y menos importante que la venta de los mismos y son considerados en la industria como establecimientos de comercio al por menor. No todas estas características tienen que estar presentes necesariamente y algunas son modificadas por las prácticas en la industria.

---

Establishments covered by the census were assigned kind-of-business classifications in accordance with the industry classifications defined in the 1987 SIC Manual. However, because of the low number of establishments in some industry groups, the kinds of businesses shown in this report are limited to the 3-digit SIC codes. Retail establishments were generally classified according to the principal lines of merchandise sold (groceries, hardware, etc.), or the usual trade designation (drug store, cigar store, etc.)

Se le asignaron categorías de tipo de negocio a los establecimientos incluidos en el censo de acuerdo a las clasificaciones industriales definidas en el Manual de CIU de 1987. Sin embargo, debido al escaso número de establecimientos que tenían algunos tipos de negocios industriales, los tipos de negocios que se indican en este informe están limitados al código de CIU de sólo tres dígitos. Los establecimientos que se dedican al comercio al por menor generalmente fueron clasificados de acuerdo a las principales líneas de mercancías vendidas (comestibles, ferretería, etc.) o a la designación comercial usual (farmacia, tabaquería, etc.).


# Appendix B./Apéndice B. Report Form and Information Sheet/Cuestionario y la Hoja de Información

---

The report form and information sheet, in English and Spanish, are shown on the following pages.  
El cuestionario y la hoja de información, en inglés y español, aparecen en las páginas siguientes.

**1997 ECONOMIC CENSUS  
PUERTO RICO**

OMB No. 0607-0839: Approval Expires 03/31/2000

		
Census use only		

**OA-9820**

*(Please correct any errors in name and address, and ZIP Code)*

**DUE DATE: FEBRUARY 12, 1998**

Include the Census File Number (CFN) shown on the label of this report form with any correspondence.

**Please complete this form and return to:**



DIRECTOR  
BUREAU OF THE CENSUS  
ATTENTION: OUTLYING AREAS  
1201 East Tenth Street  
Jeffersonville, IN 47134-0001

**YOU ARE REQUIRED BY LAW (Title 13, U.S. Code and an Act of the Legislature of Puerto Rico No. 11 of March 27, 1950) to complete this report form for the establishment identified in the label and return it to the Bureau of the Census.** By the same law, your report to the Census Bureau is **confidential**. It may be seen only by sworn Census employees and may be used only for statistical purposes. The law also provides that copies retained in your files are **immune from legal process**.

**REPORT DATA FOR CALENDAR YEAR 1997.** If records are not available, reasonable estimates are acceptable. If reporting on a calendar year will involve considerable additional cost and your fiscal year ended between October 31, 1997 and February 1998, you may report data on fiscal year basis, except for employment and payroll data. Calendar year employment and payroll data should be available from your tax records.

**ALL ESTABLISHMENTS COMPLETE SECTIONS A AND H.** Complete the ONE section (B-G) which best describes your kind of business or activity.

***IT IS VERY IMPORTANT THAT YOU READ  
THE ACCOMPANYING INSTRUCTIONS AS YOU ANSWER THE QUESTIONS.***



**Section A - GENERAL INFORMATION**

**Item 1. EMPLOYER IDENTIFICATION NUMBER**

Is the Employer Identification Number (EIN) shown in the label the same as that used for this establishment on its latest 1997 Employer's Quarterly Federal Tax Return, Internal Revenue Service (IRS) Form 941-PR?

094 1  YES

2  NO - Report current EIN (9 digits) →

HOW TO REPORT DOLLAR FIGURES

Report dollar values rounded to thousands.

EXAMPLE: Report \$1,125,628 as →

Mil-lions (000)	Thou-sands (000)	Dol-lars (000)
-----------------	------------------	----------------

1	126	
---	-----	--

**Item 5. DOLLAR VOLUME OF BUSINESS**

What was the dollar volume of merchandise sales and other operating receipts for this establishment in 1997?

Mil.	Thou.	Dol.
------	-------	------

010		
-----	--	--

**Item 2. PHYSICAL LOCATION**

a. Is the physical location of this establishment the same as the address shown in the label?

093 1  YES

2  NO - Report correct physical location below.

Number and street

City or town

State

ZIP Code

b. In what municipio is this establishment physically located?

103 \_\_\_\_\_

**Item 3. OPERATIONAL STATUS**

a. How many months during 1997 did this firm or organization actively operate this establishment?

Number of months
002

b. Which of the following best describes the operational status of this establishment at the end of 1997? Mark (X) only ONE box.

001 1  In operation

2  Temporarily or seasonally inactive

3  Ceased operation - Give date →

4  Sold or leased to another operator - Enter name, etc. below AND give date →

Mo.	Day	Yr.

Name of new owner or operator

Number and street

City or town

State

ZIP Code

**Item 4. LEGAL FORM OF ORGANIZATION**

a. Which of the following best describes the legal form of organization of this establishment at the end of 1997? Mark (X) only ONE box.

003 1  Individual proprietorship

2  Partnership

8  Cooperative association

0  Corporation (Do not mark if any form of cooperative association)

5  Government - Specify \_\_\_\_\_

9  Other - Specify \_\_\_\_\_

b. If "Corporation" was marked: Which of the following best describes this establishment at the end of 1997? Mark (X) only ONE box.

106 1  Private corporation

2  Public corporation

**Item 6. PAYROLL**

a. What was the total ANNUAL payroll, before deductions, for this establishment in 1997?

Mil.	Thou.	Dol.
------	-------	------

030		
-----	--	--

b. What was the FIRST QUARTER (January-March) payroll, before deductions?

031		
-----	--	--

**Item 7. EMPLOYMENT**

Number

a. How many EMPLOYEES (full- and part-time) were on your payroll during the pay period which included March 12, 1997?

032
-----

b. How many PROPRIETORS and PARTNERS worked 15 or more hours during the week which included March 12, 1997?

104
-----

c. How many UNPAID FAMILY members worked 15 or more hours during the week which included March 12, 1997?

105
-----

**Item 8. PRINCIPAL TYPE OF BUSINESS OR ACTIVITY**

Which of the following best describes the PRINCIPAL business or activity being operated at the end of 1997? Mark (X) only ONE box.

107 1  WHOLESALE  
Continue with section B, page 3

2  RETAIL  
Continue with section C, page 5

3  SERVICES  
Continue with section D, page 7

4  HOTELS, MOTELS, AND OTHER LODGING PLACES - Continue with section E, page 9

5  MANUFACTURES  
Continue with section F, page 10

6  CONSTRUCTION  
Continue with section G, page 14

7  Other - Specify in REMARKS below and skip to section H, page 17, and complete item 52.

**REMARKS**

If not shown, please enter your 11-digit Census File Number from the address label on page 1

Census File Number

**Section B – WHOLESALE**

**Item 9. KIND OF BUSINESS – WHOLESALE**

What was the **PRINCIPAL** kind of business for this establishment in 1997 (or activity by which your business is known to the trade or public)? Mark (X) only ONE box.

- 070
- Motor vehicles and automotive parts and supplies. . . . .  5010
  - Furniture and home furnishings . . . . .  5020
  - Lumber and other construction materials . . . . .  5030
  - Office equipment . . . . .  5044
  - Computers, peripheral equipment, and software . . . . .  5045
  - Other commercial equipment (Include restaurant and hotel equipment and store machines.) . . . . .  5046
  - Medical and hospital equipment . . . . .  5047
  - Other professional equipment and supplies – *Specify* . . . . .  5049
- 
- Metals and minerals, except petroleum . . . . .  5050
  - Electrical apparatus and equipment, wiring supplies, and construction materials . . . . .  5063
  - Electrical appliances, radios, and television sets . . . . .  5064
  - Other electronic parts and equipment – *Specify* . . . . .  5065
- 
- Hardware. . . . .  5072
  - Plumbing and heating equipment and supplies . . . . .  5074
  - Construction and mining machinery. . . . .  5082
  - Industrial machinery and equipment . . . . .  5084
  - Industrial supplies . . . . .  5085
  - Service establishment equipment . . . . .  5087
  - Transportation equipment and supplies; farm, garden, and other machinery and equipment – *Specify* . . . . .  5089
- 
- Jewelry and precious stones . . . . .  5094
  - Other durable goods – *Specify* . . . . .  5099

- 
- Paper and paper products . . . . .  5110
  - Drugs, drug proprietaries, and druggists' sundries . . . . .  5120
  - Apparel, piece goods, and notions. . . . .  5130
  - Groceries and related products. . . . .  5140
  - Chemicals and allied products . . . . .  5160
  - Petroleum and petroleum products (Include bulk stations and terminals.) . . . . .  5170
  - Beer, wine, and distilled alcoholic beverages . . . . .  5180
  - Farm supplies . . . . .  5191
  - Books, periodicals, and newspapers . . . . .  5192
  - Flowers and florists' supplies. . . . .  5193
  - Paint, paint supplies, and wallpaper . . . . .  5198
  - Other nondurable goods – *Specify* . . . . .  5199

**Item 10. TYPE OF OPERATION**

Which of the following best describes the type of operation on which the major portion of your business was conducted in 1997? Mark (X) only ONE box.

- 060  11 Merchant (buying and selling on own account)
- 20  Manufacturers' sales branch or sales office
- 42  Broker, agent, commission merchant
- 77  Other type of operation – *Specify*

064 \_\_\_\_\_

**Item 11. EMPLOYMENT BY PRINCIPAL ACTIVITY**

What was the approximate number of employees by principal activity during the pay period which included March 12, 1997?

	Number
a. Selling	131
b. Sales support (including office, clerical, warehouse, driver, and maintenance employees)	132
c. Central administrative and auxiliary	133
d. Manufacturing	134
e. Other – <i>Specify</i>	135

HOW TO REPORT PERCENTS

Report percentages as whole numbers  
**EXAMPLE:** Report 38.76% as  $\rightarrow$

Percent  
**39** %

**Item 12. CLASS OF CUSTOMER**

What was the percentage of 1997 sales (item 5) to each customer class?

	Percent
a. To farmers for farm use	147 %
b. To builders and contractors	149 %
c. To exporters (export sales)	141 %
d. To retailers and repair shops	143 %
e. To wholesale establishments	144 %
f. To household consumers and individual users	148 %
g. To industrial users (manufacturing and mining)	145 %
h. To institutional, commercial, and professional users	146 %
i. To governmental bodies (Federal, Commonwealth, and municipal)	150 %
<b>j. TOTAL</b> (Sum of lines a through i should equal 100%)	<b>100</b> %

**Item 13. OPERATING EXPENSES**

What were the **TOTAL 1997 operating expenses, including payroll, but excluding the cost of goods sold and interest expense?**

Mil.	Thou.	Dol.
040		

**Item 14. DOLLAR VOLUME OF BUSINESS**

a. Did this establishment sell merchandise for the account of others on a **COMMISSION** or **BROKERAGE** basis in 1997?

- 121  YES – Go to item 14b
- 2  NO – Skip to item 14d

b. What was the gross selling value of business conducted on a commission or brokerage basis for the account of others? (Included in item 5.)

Mil.	Thou.	Dol.
122		

c. What was the dollar volume of commissions or brokerage received on transactions reported in item 14b?

123		
-----	--	--

d. What percentage of the products sold by this establishment (including firms under common ownership or control) did your company manufacture or mine in the United States, Puerto Rico, or U.S. territories?

Percent
124 %

**NOTE** – If this is the only establishment of this firm, skip to item 15.

e. What was the dollar volume of transfer (billings) to other establishments within your company? (NOT included in item 5.)

Mil.	Thou.	Dol.
125		

## Section B – WHOLESALE (Continued)

Item 15. INVENTORIES				Item 17. COMMODITY LINES (Continued)																																																																																																																																																																																												
<b>a. Did you have inventories at the end of 1997?</b> 180 1 <input type="checkbox"/> YES – Go to item 15b 2 <input type="checkbox"/> NO – Skip to item 16				<table border="1" style="width: 100%; border-collapse: collapse;"> <thead> <tr> <th style="width: 70%;">Commodity lines</th> <th style="width: 10%;">Cen- sus use</th> <th style="width: 10%;">100</th> <th style="width: 10%;">102</th> <th style="width: 10%;">Percent of sales</th> </tr> </thead> <tbody> <tr> <td>General-purpose industrial machinery, equipment, and parts</td> <td>2320</td> <td></td> <td></td> <td>%</td> </tr> <tr> <td>Industrial valves and fittings</td> <td>2380</td> <td></td> <td></td> <td>%</td> </tr> <tr> <td>Welding supplies (Exclude gases.)</td> <td>2440</td> <td></td> <td></td> <td>%</td> </tr> <tr> <td>Drugs, pharmaceuticals, cosmetics, and toiletries</td> <td>3500</td> <td></td> <td></td> <td>%</td> </tr> <tr> <td>Men's and boys' wear</td> <td>3800</td> <td></td> <td></td> <td>%</td> </tr> <tr> <td>Women's and children's wear</td> <td>3900</td> <td></td> <td></td> <td>%</td> </tr> <tr> <td>Footwear</td> <td>4000</td> <td></td> <td></td> <td>%</td> </tr> <tr> <td>Frozen foods, packaged</td> <td>4100</td> <td></td> <td></td> <td>%</td> </tr> <tr> <td>Dairy products, except dried or canned</td> <td>4200</td> <td></td> <td></td> <td>%</td> </tr> <tr> <td>Poultry and poultry products (Exclude frozen packaged.)</td> <td>4300</td> <td></td> <td></td> <td>%</td> </tr> <tr> <td>Confectionery</td> <td>4400</td> <td></td> <td></td> <td>%</td> </tr> <tr> <td>Fish and seafoods (Exclude canned and frozen packaged.)</td> <td>4500</td> <td></td> <td></td> <td>%</td> </tr> <tr> <td>Meat and meat products (Exclude canned and frozen packaged.)</td> <td>4600</td> <td></td> <td></td> <td>%</td> </tr> <tr> <td>Fresh fruits and vegetables</td> <td>4700</td> <td></td> <td></td> <td>%</td> </tr> <tr> <td>Coffee, tea, and spices (processed)</td> <td>4800</td> <td></td> <td></td> <td>%</td> </tr> <tr> <td>Bread and baked goods</td> <td>4820</td> <td></td> <td></td> <td>%</td> </tr> <tr> <td>Canned foods</td> <td>4830</td> <td></td> <td></td> <td>%</td> </tr> <tr> <td>Food and beverage basic materials</td> <td>4840</td> <td></td> <td></td> <td>%</td> </tr> <tr> <td>Soft drinks</td> <td>4850</td> <td></td> <td></td> <td>%</td> </tr> <tr> <td>Other grocery specialties</td> <td>4860</td> <td></td> <td></td> <td>%</td> </tr> <tr> <td>Grain and beans</td> <td>4900</td> <td></td> <td></td> <td>%</td> </tr> <tr> <td>Plastics materials and basic forms</td> <td>5300</td> <td></td> <td></td> <td>%</td> </tr> <tr> <td>Chemicals and allied products (Exclude agriculture, plastics, gases, and petroleum.)</td> <td>5330</td> <td></td> <td></td> <td>%</td> </tr> <tr> <td>Petroleum products</td> <td>5400</td> <td></td> <td></td> <td>%</td> </tr> <tr> <td>Liquefied petroleum gases (Exclude natural gas.)</td> <td>5420</td> <td></td> <td></td> <td>%</td> </tr> <tr> <td>Beer and ale</td> <td>5600</td> <td></td> <td></td> <td>%</td> </tr> <tr> <td>Wines and distilled alcoholic beverages</td> <td>5700</td> <td></td> <td></td> <td>%</td> </tr> <tr> <td>Paint, paint supplies, and wallpaper</td> <td>6000</td> <td></td> <td></td> <td>%</td> </tr> <tr> <td>Books, periodicals, newspapers, and miscellaneous printed materials</td> <td>6100</td> <td></td> <td></td> <td>%</td> </tr> <tr> <td>Other commodities – Refer to the list of Wholesale Commodity Lines on page 18 to specify kind(s) and enter code(s).</td> <td></td> <td></td> <td>Code</td> <td></td> </tr> <tr> <td>1) 076</td> <td>9811</td> <td></td> <td></td> <td>%</td> </tr> <tr> <td>2) 077</td> <td>9812</td> <td></td> <td></td> <td>%</td> </tr> <tr> <td>3) 078</td> <td>9813</td> <td></td> <td></td> <td>%</td> </tr> <tr> <td>Service receipts and labor charges</td> <td>9700</td> <td></td> <td></td> <td>%</td> </tr> <tr> <td>Miscellaneous receipts</td> <td>9980</td> <td></td> <td></td> <td>%</td> </tr> <tr> <td><b>TOTAL</b></td> <td><b>9990</b></td> <td></td> <td></td> <td><b>100 %</b></td> </tr> </tbody> </table>				Commodity lines	Cen- sus use	100	102	Percent of sales	General-purpose industrial machinery, equipment, and parts	2320			%	Industrial valves and fittings	2380			%	Welding supplies (Exclude gases.)	2440			%	Drugs, pharmaceuticals, cosmetics, and toiletries	3500			%	Men's and boys' wear	3800			%	Women's and children's wear	3900			%	Footwear	4000			%	Frozen foods, packaged	4100			%	Dairy products, except dried or canned	4200			%	Poultry and poultry products (Exclude frozen packaged.)	4300			%	Confectionery	4400			%	Fish and seafoods (Exclude canned and frozen packaged.)	4500			%	Meat and meat products (Exclude canned and frozen packaged.)	4600			%	Fresh fruits and vegetables	4700			%	Coffee, tea, and spices (processed)	4800			%	Bread and baked goods	4820			%	Canned foods	4830			%	Food and beverage basic materials	4840			%	Soft drinks	4850			%	Other grocery specialties	4860			%	Grain and beans	4900			%	Plastics materials and basic forms	5300			%	Chemicals and allied products (Exclude agriculture, plastics, gases, and petroleum.)	5330			%	Petroleum products	5400			%	Liquefied petroleum gases (Exclude natural gas.)	5420			%	Beer and ale	5600			%	Wines and distilled alcoholic beverages	5700			%	Paint, paint supplies, and wallpaper	6000			%	Books, periodicals, newspapers, and miscellaneous printed materials	6100			%	Other commodities – Refer to the list of Wholesale Commodity Lines on page 18 to specify kind(s) and enter code(s).			Code		1) 076	9811			%	2) 077	9812			%	3) 078	9813			%	Service receipts and labor charges	9700			%	Miscellaneous receipts	9980			%	<b>TOTAL</b>	<b>9990</b>			<b>100 %</b>
Commodity lines	Cen- sus use	100	102	Percent of sales																																																																																																																																																																																												
General-purpose industrial machinery, equipment, and parts	2320			%																																																																																																																																																																																												
Industrial valves and fittings	2380			%																																																																																																																																																																																												
Welding supplies (Exclude gases.)	2440			%																																																																																																																																																																																												
Drugs, pharmaceuticals, cosmetics, and toiletries	3500			%																																																																																																																																																																																												
Men's and boys' wear	3800			%																																																																																																																																																																																												
Women's and children's wear	3900			%																																																																																																																																																																																												
Footwear	4000			%																																																																																																																																																																																												
Frozen foods, packaged	4100			%																																																																																																																																																																																												
Dairy products, except dried or canned	4200			%																																																																																																																																																																																												
Poultry and poultry products (Exclude frozen packaged.)	4300			%																																																																																																																																																																																												
Confectionery	4400			%																																																																																																																																																																																												
Fish and seafoods (Exclude canned and frozen packaged.)	4500			%																																																																																																																																																																																												
Meat and meat products (Exclude canned and frozen packaged.)	4600			%																																																																																																																																																																																												
Fresh fruits and vegetables	4700			%																																																																																																																																																																																												
Coffee, tea, and spices (processed)	4800			%																																																																																																																																																																																												
Bread and baked goods	4820			%																																																																																																																																																																																												
Canned foods	4830			%																																																																																																																																																																																												
Food and beverage basic materials	4840			%																																																																																																																																																																																												
Soft drinks	4850			%																																																																																																																																																																																												
Other grocery specialties	4860			%																																																																																																																																																																																												
Grain and beans	4900			%																																																																																																																																																																																												
Plastics materials and basic forms	5300			%																																																																																																																																																																																												
Chemicals and allied products (Exclude agriculture, plastics, gases, and petroleum.)	5330			%																																																																																																																																																																																												
Petroleum products	5400			%																																																																																																																																																																																												
Liquefied petroleum gases (Exclude natural gas.)	5420			%																																																																																																																																																																																												
Beer and ale	5600			%																																																																																																																																																																																												
Wines and distilled alcoholic beverages	5700			%																																																																																																																																																																																												
Paint, paint supplies, and wallpaper	6000			%																																																																																																																																																																																												
Books, periodicals, newspapers, and miscellaneous printed materials	6100			%																																																																																																																																																																																												
Other commodities – Refer to the list of Wholesale Commodity Lines on page 18 to specify kind(s) and enter code(s).			Code																																																																																																																																																																																													
1) 076	9811			%																																																																																																																																																																																												
2) 077	9812			%																																																																																																																																																																																												
3) 078	9813			%																																																																																																																																																																																												
Service receipts and labor charges	9700			%																																																																																																																																																																																												
Miscellaneous receipts	9980			%																																																																																																																																																																																												
<b>TOTAL</b>	<b>9990</b>			<b>100 %</b>																																																																																																																																																																																												
<b>b. Are inventories of this establishment subject to the last-in, first-out (LIFO) method of valuation?</b> 185 1 <input type="checkbox"/> YES – Complete the remainder of this item 2 <input type="checkbox"/> NO – Skip to item 15c																																																																																																																																																																																																
<b>(1) Amount subject to LIFO costing (gross)</b>				<table border="1" style="width: 100%; border-collapse: collapse;"> <thead> <tr> <th style="width: 15%;">Mil.</th> <th style="width: 15%;">Thou.</th> <th style="width: 15%;">Dol.</th> </tr> </thead> <tbody> <tr> <td>182</td> <td></td> <td></td> </tr> <tr> <td>183</td> <td></td> <td></td> </tr> <tr> <td>184</td> <td></td> <td></td> </tr> <tr> <td>181</td> <td></td> <td></td> </tr> <tr> <td>046</td> <td></td> <td></td> </tr> </tbody> </table>				Mil.	Thou.	Dol.	182			183			184			181			046																																																																																																																																																																									
Mil.	Thou.	Dol.																																																																																																																																																																																														
182																																																																																																																																																																																																
183																																																																																																																																																																																																
184																																																																																																																																																																																																
181																																																																																																																																																																																																
046																																																																																																																																																																																																
<b>(a) Amount of LIFO reserve</b>																																																																																																																																																																																																
<b>(b) LIFO value for line (1) (net)</b>																																																																																																																																																																																																
<b>(2) Amount not subject to LIFO costing</b>																																																																																																																																																																																																
<b>c. What was the TOTAL value of all inventories for 1997?</b>																																																																																																																																																																																																
<b>NOTE – (LIFO users only) The sum of (1)(a), (1)(b), and (2) should equal item 15c.</b>																																																																																																																																																																																																
<b>Item 16. STORAGE SPACE</b> <b>Did you have warehouse, stockroom, or other inventory storage space on December 31, 1997?</b> 190 1 <input type="checkbox"/> YES – Report usable under-roof floor space excluding space occupied by interior walls, permanent aisles, elevator shafts, stairways, offices, shipping platforms, etc. → 2 <input type="checkbox"/> NO				<table border="1" style="width: 100%; border-collapse: collapse;"> <thead> <tr> <th style="width: 80%;">Square feet</th> </tr> </thead> <tbody> <tr> <td style="text-align: center;">191</td> </tr> </tbody> </table>				Square feet	191																																																																																																																																																																																							
Square feet																																																																																																																																																																																																
191																																																																																																																																																																																																
<b>Item 17. COMMODITY LINES</b> <b>What was the estimated percentage of total 1997 sales (item 5) for each commodity line you specify for this establishment?</b>																																																																																																																																																																																																
Commodity lines				Cen- sus use	Percent of sales																																																																																																																																																																																											
New and used automobiles, motorcycles, buses, campers, and motor homes				100	102																																																																																																																																																																																											
				0100		%																																																																																																																																																																																										
Automotive parts and supplies (new and rebuilt)				0200		%																																																																																																																																																																																										
Used automotive parts, accessories, and equipment				0240		%																																																																																																																																																																																										
Tires and tubes				0300		%																																																																																																																																																																																										
Household and lawn furniture				0400		%																																																																																																																																																																																										
Linens, domestics, curtains, and draperies				0520		%																																																																																																																																																																																										
Lumber: rough, dressed, and finished				0600		%																																																																																																																																																																																										
Plywood and millwork				0620		%																																																																																																																																																																																										
Brick, stone, tile, sand, block, cement, and gravel				0700		%																																																																																																																																																																																										
Office equipment and supplies				0900		%																																																																																																																																																																																										
Surgical, medical, and hospital supplies				1000		%																																																																																																																																																																																										
Electrical apparatus and equipment				1400		%																																																																																																																																																																																										
Electrical appliances, household				1500		%																																																																																																																																																																																										
Electronic parts and equipment (except communication equipment)				1600		%																																																																																																																																																																																										
Hardware (Include power hand tools.)				1700		%																																																																																																																																																																																										
Plumbing and heating equipment and supplies (hydronics)				1800		%																																																																																																																																																																																										

**PROCEED TO SECTION H, PAGE 17,  
AND COMPLETE THE REST OF THE FORM.**

If not shown, please enter your 11-digit Census File Number from the address label on page 1

Census File Number

**Section C – RETAIL**

**Item 18. KIND OF BUSINESS – RETAIL**

What was the PRINCIPAL kind of business for this establishment in 1997 (or activity by which your business is known to the trade or public)? Mark (X) only ONE box.

- Building materials, hardware, garden supply, mobile home** 070
- Lumber and other building material dealer. . . . .  5211
  - Wholesale lumber and other building material dealer. . . . .  5031
  - Retail paint, glass, and wallpaper store. . . . .  5231
  - Wholesale paint, glass, and wallpaper store . . . . .  5198
  - Hardware store . . . . .  5251
  - Retail nursery, lawn, and garden supplies store . . . . .  5261

- General merchandise**
- Department store . . . . .  5311
  - Variety store. . . . .  5331
  - Miscellaneous general merchandise . . . . .  5399

- Food**
- Grocery store . . . . .  5411
  - Supermarket . . . . .  5412
  - Cash and carry . . . . .  5413
  - Meat and fish (seafood) market, freezer provisioners . . . . .  5421
  - Fruit store and vegetable market . . . . .  5431
  - Candy, nut, and confectionery store . . . . .  5441
  - Dairy products store . . . . .  5451
  - Retail bakery . . . . .  5461
  - Other food store – Specify . . . . .  5499

- Automotive dealers and gasoline service stations**
- Motor vehicle dealer – new and used cars . . . . .  5511
  - Motor vehicle dealer – used cars only . . . . .  5521
  - Auto and home supply store. . . . .  5531
  - Gasoline service station . . . . .  5541
  - Boat dealer . . . . .  5551
  - Recreational vehicle dealer . . . . .  5561
  - Miscellaneous automotive and aircraft dealer . . . . .  5599

- Apparel and accessories**
- Men’s and boys’ clothing and furnishings store . . . . .  5611
  - Women’s ready-to-wear store . . . . .  5621
  - Women’s accessory and specialty store . . . . .  5632
  - Children’s and infants’ wear store. . . . .  5641
  - Family clothing store . . . . .  5651
  - Shoe store . . . . .  5661
  - Miscellaneous apparel and accessory store – Specify . . . . .  5699

- Furniture, homefurnishings, and equipment**
- Furniture store . . . . .  5712
  - Floor covering store . . . . .  5713
  - Drapery, curtain, and upholstery store . . . . .  5714
  - Miscellaneous homefurnishings store . . . . .  5719
  - Household appliance store. . . . .  5722
  - Radio, television, and electronics store . . . . .  5731
  - Computer and software store (selling primarily to individual home consumers) . . . . .  5734
  - Record and prerecorded tape store . . . . .  5735
  - Musical instrument store . . . . .  5736

**Item 18. KIND OF BUSINESS – RETAIL (Continued)**

**Eating and drinking places**

- Eating place 070
- Cafeteria. . . . .  5811
  - Restaurant (full menu provided with waiter/waitress service and patrons seated) . . . . .  5812
  - Refreshment place or other eating place providing a limited menu of food items (hamburgers, steak, seafood, chicken, pizza, pancakes, etc.) . . . . .  5814
  - Fast food . . . . .  5815
  - Other – Specify . . . . .  5816

- Eating place with 25 or more guestrooms . . . . .  7015
- Drinking place (bar, cocktail lounge, etc.) . . . . .  5813

**Miscellaneous retail stores**

- Drug and proprietary store . . . . .  5912
- Liquor store . . . . .  5921
- Sporting goods store and bicycle shop . . . . .  5941
- Book store. . . . .  5942
- Stationery store. . . . .  5943
- School supplies store . . . . .  5943
- Jewelry store . . . . .  5944
- Hobby, toy, and game shop . . . . .  5945
- Camera and photographic supply store . . . . .  5946
- Gift, novelty, and souvenir store . . . . .  5947
- Luggage and leather goods store . . . . .  5948
- Sewing, needlework, and piece goods store . . . . .  5949
- Nonstore retailer
  - Mail order (catalog selling) . . . . .  5961
  - Operating merchandise vending machines . . . . .  5962
  - House-to-house or telephone (direct selling) . . . . .  5963
- Fuel dealer . . . . .  5983
- Liquefied petroleum gas dealer . . . . .  5984
- Florist . . . . .  5992
- Cigar store and stand . . . . .  5993
- News dealer and newsstand. . . . .  5994
- Optician’s goods store . . . . .  5995
- Other – Specify . . . . .  5999

**Item 19. UNDER-ROOF FLOOR SPACE**

Did this establishment have any under-roof floor space used as a department, variety, grocery, or drug store in 1997?

- 250 1  YES – TOTAL floor space . . . . .
- 2  NO Under-roof SELLING space . . . . .

Square feet
252
251

**Item 20. FRANCHISE NAME**

Did this establishment use a name authorized by a franchisor in 1997?

- 333 1  YES – Does the franchisor own or operate the establishment? . . . . . 1  YES
- 2  NO . . . . . 2  NO

**Item 21. SHOPPING CENTER**

Is this establishment physically located in a shopping center or mall?

- 390 1  YES
- 2  NO

**Section C – RETAIL (Continued)**

HOW TO REPORT PERCENTS		Report percentages as whole numbers		Percent		Item 23. MERCHANDISE LINES (Continued)		
		EXAMPLE: Report 38.76% as →		39	%	Merchandise line	Cen-sus use	Percent of sales
<b>Item 22. CLASS OF CUSTOMER</b>				Percent				
<b>What was the percentage of total 1997 sales (item 5) by class of customer?</b>				237		Living room, dining room, bedroom furniture (except odd beds, cots, etc.)		
a. General public				%		0344 %		
b. Other				239		All other furniture		
				%		0345 %		
<b>Item 23. MERCHANDISE LINES</b>				Percent of sales				
<b>What was the estimated percentage of total 1997 sales (item 5) for each merchandise line you specify for this establishment?</b>				230		Floor coverings		
				232		Home computer hardware, software, and other calculating equipment and supplies		
Meat, fish, and poultry				0101		0360 %		
Produce (fresh fruits and vegetables)				0102		0370 %		
Frozen foods				0103		0380 %		
Dairy products and related foods				0104		0400 %		
Bakery products, except frozen				0106		0440 %		
All other foods, excluding pet food				0114		0490 %		
Meals, snacks, sandwiches, nonalcoholic beverages generally served for consumption at this establishment				0120		0500 %		
Alcoholic drinks (served at this establishment)				0130		0580 %		
Packaged liquor, wine, and beer				0140		0600 %		
Cigars, cigarettes, tobacco, and smokers' accessories (Exclude sales from vending machines owned by others.)				0150		0620 %		
Prescription drugs from a pharmacist				0161		0640 %		
Nonprescription medicines and vitamins, proprietary and over-the-counter ethical medicines, and other health and beauty aids				0162		0670 %		
Soaps, detergents, and household cleaners				0180		0680 %		
Paper products				0190		0715 %		
Men's and boys' wear				0200		0716 %		
Women's and girls' wear				0220		0717 %		
Women's accessories				0230		0721 %		
Footwear				0260		0725 %		
Sewing, knitting, needlework goods				0270		0726 %		
Curtains, drapes, shades, blinds, slipcovers, towels, sheets, blankets, table linens, etc.				0280		0730 %		
Major household appliances				0300		0740 %		
Small electric appliances				0310		0780 %		
Televisions, video recording devices, video tapes, etc.				0320		All other merchandise		
Audio equipment, musical instruments and supplies				0330		If sales of merchandise on this line exceed 5 percent of total, specify principal lines and estimated percent of sales on next line		
Sleep furniture and equipment				0343		076 1) 9811 %		
						077 2) 9812 %		
						078 3) 9813 %		
						Nonmerchandise receipts from customers		
						9900 %		
						<b>TOTAL</b>		
						9990 <b>100</b> %		

**PROCEED TO SECTION H, PAGE 17, AND COMPLETE THE REST OF THE FORM.**

If not shown, please enter your 11-digit Census File Number from the address label on page 1

Census File Number

**Section D – SERVICES**

**Item 24. KIND OF BUSINESS – SERVICES**

What was the PRINCIPAL kind of business for this establishment in 1997 (or activity by which your business is known to the trade or public)? Mark (X) only ONE box.

- Travel agencies and other passenger transportation services** 070
- Travel agency . . . . .  4724
  - Tour operator . . . . .  4725
  - Other services in arranging passenger transportation. . . . .  4729

- Personal services**
- Power laundry, family and commercial . . . . .  7211
  - Garment pressing and cleaner's agents . . . . .  7212
  - Linen supply . . . . .  7213
  - Coin-operated laundry and cleaning . . . . .  7215
  - Dry cleaning plant, except rug. . . . .  7216
  - Carpet and upholstery cleaning . . . . .  7217
  - Industrial launderers . . . . .  7218
  - Other laundry and garment services including hand laundry – *Specify* . . . . .  7219

- 
- Photographic studios, portrait . . . . .  7221
  - Beauty shop. . . . .  7231
  - Barber shop. . . . .  7241
  - Shoe repair and shoeshine parlors . . . . .  7251
  - Funeral service and crematory . . . . .  7261
  - Tax return preparation services . . . . .  7291
  - Other personal services – *Specify* . . . . .  7299

- Business services**
- Advertising agency . . . . .  7311
  - Outdoor advertising services . . . . .  7312
  - Radio, television, and publishers' advertising representatives . . . . .  7313
  - Other advertising services (except agencies) – *Specify* . . . . .  7319

- 
- Adjustment and collection services . . . . .  7322
  - Mercantile credit reporting agency . . . . .  7323
  - Direct mail advertising services . . . . .  7331
  - Photocopying and duplicating services . . . . .  7334
  - Commercial photography . . . . .  7335
  - Commercial art and graphic design . . . . .  7336
  - Secretarial and court reporting services . . . . .  7338
  - Disinfecting and exterminating services . . . . .  7342
  - Cleaning and maintenance services. . . . .  7349
  - Medical equipment rental and leasing . . . . .  7352
  - Heavy construction and earthmoving equipment, rental and leasing. . . . .  7353
  - Other equipment rental and leasing (except computers or automotive) . . . . .  7359
  - Employment agency . . . . .  7361
  - Temporary help supply services . . . . .  7363
  - Computer programming services . . . . .  7371
  - Prepackaged software . . . . .  7372
  - Computer integrated systems design . . . . .  7373

**Item 24. KIND OF BUSINESS – SERVICES (Continued)**

- Business services (Continued)** 070
- Data processing services. . . . .  7374
  - Information retrieval services . . . . .  7375
  - Computer facilities management services . . . . .  7376
  - Computer rental and leasing . . . . .  7377
  - Computer maintenance and repair . . . . .  7378
  - Computer related services . . . . .  7379
  - Detective, guard, and armored car services . . . . .  7381
  - Security systems services . . . . .  7382
  - News syndicates . . . . .  7383
  - Photofinishing laboratory . . . . .  7384
  - Other business services – *Specify* . . . . .  7389

- Automobile repair and services**
- Truck rental and leasing, without driver . . . . .  7513
  - Passenger car rental . . . . .  7514
  - Passenger car leasing . . . . .  7515
  - Utility trailer and recreational vehicle rental . . . . .  7519
  - Automobile parking . . . . .  7521
  - Top, body, and upholstery repair and painting shop . . . . .  7532
  - Auto exhaust systems repair shop . . . . .  7533
  - Tire retreading and repair shop . . . . .  7534
  - Automotive glass replacement shop . . . . .  7536
  - Automotive transmission repair shop. . . . .  7537
  - General automotive repair shop. . . . .  7538
  - Other automotive repair shop – *Specify* . . . . .  7539

- 
- Carwash . . . . .  7542
  - Other automotive services – *Specify* . . . . .  7549

- Miscellaneous repair services**
- Radio and television repair . . . . .  7622
  - Refrigeration and air conditioning service and repair shop. . . . .  7623
  - Electrical and electronic repair shop (except computer repair). . . . .  7629
  - Watch, clock, and jewelry repair. . . . .  7631
  - Reupholstery and furniture repair. . . . .  7641
  - Welding repair . . . . .  7692
  - Armature rewinding shop . . . . .  7694
  - Other repair services, including sewer and septic tank cleaning services – *Specify* . . . . .  7699

- Motion pictures**
- Motion picture and video production . . . . .  7812
  - Services allied to motion pictures. . . . .  7819
  - Motion picture and tape distribution . . . . .  7822
  - Motion picture distribution services. . . . .  7829
  - Theatres, except drive-in. . . . .  7832
  - Video tape rental . . . . .  7841

**Section D – SERVICES (Continued)**

**Item 24. KIND OF BUSINESS – SERVICES (Continued)**

**Amusement and recreation services, except motion pictures**

- 070
- Dance studios, schools, and halls . . . . .  7911
  - Theatrical producers and services. . . . .  7922
  - Bands, orchestras, actors, and other entertainers and entertainment groups . . . . .  7929
  - Bowling center . . . . .  7933
  - Commercial sports clubs, managers, and sports promoters . . . . .  7941
  - Racing, including track operation . . . . .  7948
  - Physical fitness facility . . . . .  7991
  - Public golf course. . . . .  7992
  - Coin-operated amusement devices . . . . .  7993
  - Lottery agency (except horserace) . . . . .  7994
  - Horserace betting agency . . . . .  7995
  - Amusement parks . . . . .  7996
  - Membership sports and recreation club . . . . .  7997
  - Cockfight arena . . . . .  7998
  - Other amusement and recreation services – *Specify* . . . . .  7999

**Medical and dental laboratories**

- Dental laboratory . . . . .  8072
- Other dental and medical services – *Specify* . . . . .  8021

**Legal services**

- Legal services. . . . .  8111
- Legal aid society (or other nonprofit legal services) – *Specify* . . . . .  9002

**Museums, art galleries, and botanical and zoological gardens**

- Museums and art galleries. . . . .  8412
- Botanical and zoological gardens . . . . .  8422

**Engineering, architectural, land surveying, research, management, and related services**

- Engineering services . . . . .  8711
  - Architectural services . . . . .  8712
  - Surveying services . . . . .  8713
  - Commercial, physical, and biological research. . . . .  8731
  - Commercial, economic, sociological, and educational nonphysical research. . . . .  8732
  - Commercial testing laboratory . . . . .  8734
  - Management services . . . . .  8741
  - Management consulting services . . . . .  8742
  - Public relations services . . . . .  8743
  - Facilities support management services . . . . .  8744
  - Other business consulting services – *Specify* . . . . .  8748
- Other kind of services – *Specify* . . . . .  8999

**HOW TO REPORT PERCENTS**

Report percentages as whole numbers

**EXAMPLE:** Report 38.76% as →

Percent

**39** %

**Item 25. MERCHANDISE SALES**

**a. Did this establishment sell any merchandise over-the-counter or separate from services provided in 1997?**

- 371 1  YES – Complete b below
- 2  NO – Skip to item 26

**b. What was the estimated percentage of total 1997 receipts (item 5) from the sale of such merchandise? If more than 50 percent, describe the type of merchandise sold in the REMARKS section below.**

Percent
372
%

**Item 26. SHOPPING CENTER**

**Is this establishment physically located in a shopping center or mall?**

- 390 1  YES
- 2  NO

REMARKS

**PROCEED TO SECTION H, PAGE 17, AND COMPLETE THE REST OF THE FORM.**

If not shown, please enter your 11-digit Census File Number from the address label on page 1

Census File Number

**Section E – HOTELS, MOTELS, AND OTHER LODGING PLACES**

**Item 27. KIND OF BUSINESS – HOTELS, MOTELS, AND OTHER LODGING PLACES**

What was the **PRINCIPAL** kind of business for this establishment in 1997 (or activity by which your business is known to the trade or public)? Mark (X) only ONE box.

**Hotels, motels, and guest houses**

- Hotel with 100 or more guestrooms . . . . .  7011
- Hotel with 25 to 99 guestrooms . . . . .  7012
- Hotel with less than 25 guestrooms. . . . .  7013
- Recreational hotel (tourist villas and paradores) . . . . .  7014
- Motel . . . . .  7015
- Guest houses . . . . .  7016
- Organizational hotel or lodging house, with rooms open to the general public. . . . .  7041

**Other lodging places**

- Sporting and recreational camps – *Specify* . . .  7032
- Trailer parks and campsites (transients) . . . . .  7033
- Residential mobile home park. . . . .  6515
- Children’s day camp . . . . .  7999

Skip to section H, page 17

**Other kinds of activity or operation**

- Restaurant, including –
- Hotel with 100 or more guestrooms . . . . .  7018
- Hotel with 25 to 99 guestrooms . . . . .  7019
- Motel with 25 or more guestrooms . . . . .  7015
- Less than 25 guestrooms . . . . .  5812
- Other kind of activity – *Specify* . . . . .  7099

<b>HOW TO REPORT PERCENTS</b>	Report percentages as whole numbers	Percent
	<b>EXAMPLE:</b> Report 38.76% as →	<b>39</b> %

**Item 28. SOURCES OF RECEIPTS**

Receipts must be reported as percentages of total 1997 receipts (item 5).

Exclude occupancy or other taxes collected from customers.

**a. Receipts from customers**

What was the estimated percentage of 1997 sales and receipts from customers for the following? (DO NOT include receipts from coin-operated machines maintained by others.)

	Census use	Percent
(1) Guestroom or unit rentals (If meals are included as a room package, estimate the percentage for meals on line a(3).)	400	402 %
(2) Receipts from casino operations	0040	%
(3) Sales of meals and nonalcoholic beverages	0120	%
(4) Sales of alcoholic beverages for consumption on premises	0130	%
(5) Sales of packaged liquor, wine, or beer	0140	%
(6) Sales of other merchandise	9800	%
(7) All other receipts from customers (Include ballrooms, convention halls, laundry, valet, and other services.)	9980	%
<b>(8) TOTAL</b> (Sum of lines (1) through (7) should equal 100%)	<b>9990</b>	<b>100</b> %

**b. Receipts from other sources**

Were any receipts OTHER than from customers received by this establishment in its business operation? (Include rental and commission receipts from operators of leased departments, concessions and stores, and coin-operated machines.)

378 1  YES – What was the amount? →

Mil.	Thou.	Dol.
379		

2  NO

**Item 29. NUMBER AND TYPE OF ACCOMMODATIONS**

**a. What was the number of rooms, units, or quarters primarily rented as transient as of December 31, 1997?** The number of guestrooms, units, or quarters consists of the number which can be rented as single units. Suites of rooms which cannot be subdivided should be counted as a single unit.

Number as of December 31, 1997
381

**b. Were more than half of guestroom or unit rental receipts in 1997 from transient guests?**

- 383 1  YES
- 2  NO

**Item 30. PUERTO RICO TOURIST ENCOURAGEMENT LAW**

Did this establishment operate under the Puerto Rico Tourist Encouragement Law in 1997?

- 385 1  YES
- 2  NO

**PROCEED TO SECTION H, PAGE 17, AND COMPLETE THE REST OF THE FORM.**



## Section F – MANUFACTURES

### Item 31. KIND OF ACTIVITY – MANUFACTURES

**What was the PRINCIPAL kind of manufacturing activity for this establishment in 1997 (or activity by which the establishment is known to the trade or public)?** *Mark (X) only ONE box.*

#### Food and kindred products

070

- Meat packing plants . . . . .  2011
- Sausages and other prepared meat products from purchased materials . . . . .  2013
- Poultry slaughtering and processing . . . . .  2015
- Cheese natural and processed . . . . .  2022
- Ice cream and frozen desserts, except frozen bakery products . . . . .  2024
- Fluid milk and cream . . . . .  2026
- Other dairy products – *Specify* . . . . .  2029

- 
- Canned specialties, such as baby food and soups, except seafood . . . . .  2032
  - Canned fruits, vegetables, preserves, jams, and jellies . . . . .  2033
  - Frozen and preserved foods – *Specify* . . . . .  2038

- 
- Prepared feed and feed ingredients for animals and fowls, except dogs and cats . . . . .  2048
  - Other grain mill products – *Specify* . . . . .  2049

- 
- Bread and other bakery products . . . . .  2051
  - Cookies and crackers . . . . .  2052
  - Frozen bakery products, except bread . . . . .  2053
  - Candy and other confections, including chocolate candy . . . . .  2064
  - Other sugar products, peanuts, and nuts – *Specify* . . . . .  2069

- 
- Edible fats and oils – *Specify* . . . . .  2079

- 
- Distilled and blended liquors . . . . .  2085
  - Bottled and canned soft drinks . . . . .  2086
  - Flavoring extracts and syrups . . . . .  2087
  - Other beverages – *Specify* . . . . .  2089

- 
- Canned and cured fish and seafoods . . . . .  2091
  - Roasted coffee, coffee concentrates, and extracts . . . . .  2095
  - Manufactured ice . . . . .  2097
  - Other food preparations and kindred products – *Specify* . . . . .  2099

#### Tobacco products

- Cigars . . . . .  2121
- Other tobacco products – *Specify* . . . . .  2129

#### Textile mill products

- Knit outerwear mills, such as sweaters and sweat shirts . . . . .  2253
- Fabrics, carpets, yarn and thread, and other textile mill products – *Specify* . . . . .  2299

### Item 31. KIND OF ACTIVITY – MANUFACTURES (Continued)

#### Apparel and other finished products made from fabrics and similar materials

070

- Men's and boys' suits and coats . . . . .  2311
- Men's and boys' shirts . . . . .  2321
- Men's and boys' underwear and nightwear . . . . .  2322
- Men's and boys' trousers and slacks . . . . .  2325
- Men's and boys' work clothing . . . . .  2326
- Other men's and boys' clothing and furnishings – *Specify* . . . . .  2329

- 
- Women's and misses' blouses and shirts . . . . .  2331
  - Women's, misses', and juniors' dresses . . . . .  2335
  - Other women's, misses', and juniors' outerwear – *Specify* . . . . .  2339

- 
- Women's and children's underwear and nightwear . . . . .  2341
  - Bras, girdles, and allied garments . . . . .  2342
  - Girls' and children's dresses and blouses . . . . .  2361
  - Other girls' and children's outerwear . . . . .  2369
  - Curtains and draperies . . . . .  2391
  - Homefurnishings . . . . .  2392
  - Pleating and stitching . . . . .  2395
  - Automotive and apparel trimming . . . . .  2396
  - Other apparel and finished products – *Specify* . . . . .  2399

#### Lumber and wood products, except furniture

- Sawmills, flooring mills, and other special products sawmills – *Specify* . . . . .  2429

- 
- Wood millwork covered with metal and plastic materials . . . . .  2431
  - Wood kitchen cabinets and bathroom vanities . . . . .  2434
  - Hardwood and softwood veneer and plywood, and other structural wood members – *Specify* . . . . .  2439

- 
- Wood or wood and metal combination pallets and skids . . . . .  2448
  - Other wood containers – *Specify* . . . . .  2449

- 
- Wood preserving . . . . .  2491
  - Other wood products – *Specify* . . . . .  2499

#### Furniture and fixtures

- Wood household furniture, except upholstered . . . . .  2511
- Wood household furniture, upholstered . . . . .  2512
- Metal household furniture . . . . .  2514
- Mattresses, foundations, and convertible beds . . . . .  2515
- Other household furniture – *Specify* . . . . .  2519

- 
- Wood office furniture and other office furniture – *Specify* . . . . .  2529

- 
- Public building and related furniture . . . . .  2531
  - Wood shelving, lockers, and store fixtures . . . . .  2541
  - Office and store fixtures, except wood . . . . .  2542
  - Drapery hardware and window blinds and shades . . . . .  2591
  - Other furniture and fixtures – *Specify* . . . . .  2599

If not shown, please enter your 11-digit Census File Number from the address label on page 1

Census File Number

**Section F – MANUFACTURES (Continued)**

**Item 31. KIND OF ACTIVITY – MANUFACTURES (Continued)**

**Paper and allied products**

070

- Paper mills . . . . .  2621
- Paperboard mills . . . . .  2631
- Setup paperboard boxes . . . . .  2652
- Corrugated and solid fiber boxes . . . . .  2653
- Folding paperboard boxes . . . . .  2657
- Other paperboard containers and boxes – *Specify* . . . . .  2659

- Plastics, foil, and coated paper bags . . . . .  2673
- Other paper and allied products – *Specify* . . . . .  2679

**Printing, publishing, and allied industries**

- Newspapers: publishing, or publishing and printing . . . . .  2711
- Periodicals: publishing, or publishing and printing . . . . .  2721
- Books and pamphlets: publishing, or publishing and printing . . . . .  2731
- Miscellaneous publishing activities . . . . .  2741
- Commercial printing, lithographic . . . . .  2752
- Commercial printing, gravure . . . . .  2754
- Other commercial printing . . . . .  2759
- Manifold business forms . . . . .  2761
- Other printing and publishing – *Specify* . . . . .  2799

**Chemicals and allied products**

- Industrial gases and other inorganic chemicals – *Specify* . . . . .  2819
- Plastic materials and resins . . . . .  2821
- Other synthetics and manmade fibers, except glass – *Specify* . . . . .  2829
- Medicinal chemicals and botanical products . . . . .  2833
- Pharmaceutical preparations for human or veterinary use . . . . .  2834
- Diagnostic substances . . . . .  2835
- Soap and other detergents . . . . .  2841
- Polishes and sanitation goods preparations . . . . .  2842
- Surface active agents . . . . .  2843
- Perfumes, cosmetics, and other toilet preparations . . . . .  2844
- Paints and related products . . . . .  2851
- Adhesives and sealants . . . . .  2891
- Other chemicals and chemical preparations – *Specify* . . . . .  2899

**Petroleum refining and related industries**

- Petroleum refining, including gasoline and oil . . . . .  2911
- Asphalt paving mixtures and blocks . . . . .  2951
- Other petroleum and coal products – *Specify* . . . . .  2999

**Item 31. KIND OF ACTIVITY – MANUFACTURES (Continued)**

**Rubber and miscellaneous plastics products**

070

- Laminated plastics plate and sheet . . . . .  3083
- Plastics bottles . . . . .  3085
- Other rubber and plastics products – *Specify* . . . . .  3089

**Leather and leather products**

- Men's footwear, except athletic . . . . .  3143
- Women's handbags and purses . . . . .  3171
- Personal leather goods, except women's handbags and purses . . . . .  3172
- Other leather and leather products – *Specify* . . . . .  3199

**Stone, clay, glass, and concrete products**

- Glass products made of purchased glass . . . . .  3231
- Concrete block and brick . . . . .  3271
- Concrete products, except block and brick . . . . .  3272
- Ready-mixed concrete . . . . .  3273
- Cut stone and stone products . . . . .  3281
- Other products made of glass, hydraulic cement, clay, pottery, gypsum, lime, abrasive, asbestos, and nonmetallic mineral products – *Specify* . . . . .  3299

**Primary metal industries**

- Steel wiredrawing and steel nails and spikes . . . . .  3315
- Iron and steel foundries, nonferrous metals, and other primary metal industries products – *Specify* . . . . .  3399

**Fabricated metal products**

- Metal cans . . . . .  3411
- Heating equipment, except electric . . . . .  3433
- Fabricated structural metal . . . . .  3441
- Metal doors, sash, and trim . . . . .  3442
- Fabricated plate work (boiler shop) . . . . .  3443
- Sheet metal work . . . . .  3444
- Architectural and ornamental metal work . . . . .  3446
- Other structural metal work – *Specify* . . . . .  3449
- Screw machine products . . . . .  3451
- Bolts, nuts, screws, rivets, and washers . . . . .  3452
- Other metal stampings – *Specify* . . . . .  3469

- Plating and polishing of metals . . . . .  3471
- Miscellaneous fabricated wire products . . . . .  3496
- Other fabricated metal products – *Specify* . . . . .  3499

**Industrial and commercial machinery and computer equipment**

- Special dies, tools, jigs, and fixtures . . . . .  3544
- Other metalworking machinery and equipment – *Specify* . . . . .  3549
- Electronic computers . . . . .  3571

## Section F – MANUFACTURES (Continued)

### Item 31. KIND OF ACTIVITY – MANUFACTURES (Continued)

#### Industrial and commercial machinery and computer equipment (Continued)

- Computer peripheral equipment, including printers, plotters, and graphic displays . . . . .  3577 070
- Other office equipment including calculators, terminals, and computer storage devices – *Specify* . . . . .  3579
- 
- Refrigeration (air-conditioning) and heating equipment. . .  3585
- Other industrial and commercial machinery and computer equipment– *Specify* . . . . .  3599

#### Electronic and electrical equipment and components, except computer equipment

- Power, distribution, and specialty transformers . . . . .  3612
- Switchgear and switchboard apparatus . . . . .  3613
- Other electrical industrial apparatus – *Specify* . . . . .  3629
- 
- Household appliances – *Specify* . . . . .  3639
- 
- Current-carrying wiring devices . . . . .  3643
- Other electric lighting and wiring equipment – *Specify* . . .  3648
- 
- Telephone and telegraph apparatus . . . . .  3661
- Radio, TV, and other communication equipment – *Specify* . . . . .  3669
- 
- Printed circuit boards. . . . .  3672
- Electronic coils, transformers, and inductors. . . . .  3677
- Other electronic and electrical equipment and components – *Specify* . . . . .  3679

#### Transportation equipment

- Motor vehicle parts and accessories . . . . .  3714
- Motor vehicles and motor vehicle equipment – *Specify* . . .  3719
- 
- Boat building and repairing . . . . .  3732
- Aircraft, ship, and other transportation; parts, equipment, and repairing – *Specify* . . . . .  3799

#### Measuring, analyzing, and controlling instruments; photographic, medical and optical goods; watches and clocks

- Instruments to measure electricity . . . . .  3825
- Surgical, medical, and veterinary instruments and apparatus. . . . .  3841
- Orthopedic, prosthetic, and surgical appliances and supplies . . . . .  3842
- Dental equipment and supplies; radiographic, irradiation, electromedical, and electrotherapeutic apparatus – *Specify* . . . . .  3849
- 
- Ophthalmic goods (contact lenses, eyeglasses, and sunglasses) . . . . .  3851
- Other measuring, analyzing and controlling instruments; photographic and optical goods; watches and clocks – *Specify* . . . . .  3879

### Item 31. KIND OF ACTIVITY – MANUFACTURES (Continued)

#### Miscellaneous manufacturing industries

- 070
- Jewelry, precious metal . . . . .  3911
- Silverware and plated ware . . . . .  3914
- Jewelers' materials and lapidary work . . . . .  3915
- Costume jewelry and costume novelties . . . . .  3961
- Fasteners, buttons, needles, and pins. . . . .  3965
- Signs and advertising specialties . . . . .  3993
- Other manufacturing industries – *Specify* . . . . .  3999

### Item 32. SHIPMENTS AND OTHER RECEIPTS

	Mil.	Thou.	Dol.
<b>a. What was the total VALUE OF SHIPMENTS for products made in this establishment in 1997?</b> (Include interplant transfers.)	601		
<b>b. What were the receipts for CONTRACT WORK performed for others on their materials?</b> (Describe products worked on and kind of work.)	602		
<b>c. What were the MISCELLANEOUS RECEIPTS for –</b>	603		
(1) Sales of scrap and refuse?			
(2) Other miscellaneous receipts (including receipts for repair work, etc.)?	604		
<b>d. What were the receipts for RESALES, i.e., sales of products bought and sold without further manufacture, processing, or assembly in this establishment?</b>	605		

### Item 33. EMPLOYMENT AND HOURS WORKED

<b>a. How many PRODUCTION WORKERS were employed in 1997 during the pay period including the 12th of the month for the months shown?</b>  (1) March  (2) May  (3) August  (4) November  (Include permanent or temporary, full- or part-time.)		Number of employees
	610	
	611	
	612	
	613	
<b>b. How many other employees were employed during the pay period including March 12?</b>  <b>c. How many hours were worked by PRODUCTION WORKERS by quarter?</b>  (1) January through March  (2) April through June  (3) July through September  (4) October through December  (5) TOTAL hours worked (Sum of lines (1) through (4))	615	Hours worked
	616	
	617	
	618	
	619	
620		

If not shown, please enter your 11-digit Census File Number from the address label on page 1

Census File Number

**Section F – MANUFACTURES (Continued)**

**Item 34. PAYROLL**

What was the annual payroll, before deductions, for this establishment for the entire calendar year 1997?

	Mil.	Thou.	Dol.
a. Production workers	625		
b. All other employees	626		

**Item 35. SELECTED COSTS**

What was the cost to this establishment in 1997 for materials and services used?

	Mil.	Thou.	Dol.
a. Electricity	630		
b. Fuels consumed for heat or power	631		
c. Contract labor for production	632		
d. Contract work and nonproduction labor done for you by others	633		
e. Products bought and resold in the same condition	634		
f. Materials, parts, components, containers, etc.	635		

**Item 36. INVENTORIES**

a. Did you have inventories at the end of 1996 or 1997?

- 636 1  YES – Go to item 36b  
2  NO – Skip to item 37

b. Are inventories of this establishment subject to the last-in, first-out (LIFO) method of valuation?

- 637 1  YES – Complete the remainder of this item  
2  NO – Skip to item 36c

	END OF 1997			END OF 1996		
	Mil.	Thou.	Dol.	Mil.	Thou.	Dol.
(1) Amount subject to LIFO costing (gross)	638			639		
(a) Amount of LIFO reserve	640			641		
(b) LIFO value for line (1) (net)	642			643		
(2) Amount not subject to LIFO costing	644			645		

c. What was the TOTAL value of all inventories at the end of 1996 and 1997?

	END OF 1997			END OF 1996		
	Mil.	Thou.	Dol.	Mil.	Thou.	Dol.
(1) Materials, supplies, etc.	646			647		
(2) Work-in-process	648			649		
(3) Finished goods	650			651		
(4) TOTAL inventories (Sum of lines (1) through (3))	652			653		

NOTE – (LIFO users only) The sum of b(1)(a), b(1)(b), and b(2) should equal line c(4).

**Item 37. CAPITAL EXPENDITURES**

a. What were the capital expenditures for USED buildings and machinery in 1997 (excluding land)? (New capital expenditures should NOT be included in item 37a, but should be reported below in item 37b.)

Mil.	Thou.	Dol.
655		

**Item 37. CAPITAL EXPENDITURES (Continued)**

b. What were the capital expenditures for NEW buildings and machinery?

(1) Buildings and other structures (Exclude land.)

(2) Machinery and equipment

	Mil.	Thou.	Dol.
(1)	656		
(2)	657		

**Item 38. VALUE OF PRODUCTS SHIPPED AND CONTRACT WORK PERFORMED BY CUSTOMER LOCATION**

What was the total dollar value of products made and contract work performed in 1997 for each of the following customer locations?

Customer location (1)	Value of products shipped (2)			Value of contract work (3)		
	Mil.	Thou.	Dol.	Mil.	Thou.	Dol.
a. U.S. and territories (Do not include Puerto Rico and the Virgin Islands.)	659			660		
b. Virgin Islands	661			662		
c. Central America, South America, and Caribbean Zone (Do not include the Virgin Islands.)	663			664		
d. Other foreign places	665			666		
e. Puerto Rico – Complete lines f through l below	667			668		

If you reported on line e, columns (2) and (3): What was the distribution of shipments or contract work for customers located in Puerto Rico? (Sum of lines f through l should equal the entries for line e above.)

Class of customer (1)	Value of products shipped (2)			Value of contract work (3)		
	Mil.	Thou.	Dol.	Mil.	Thou.	Dol.
f. Wholesalers	670			671		
g. Retailers	672			673		
h. Household consumers	674			675		
i. Commonwealth government	676			677		
j. Construction companies	678			679		
k. Other manufacturing establishments	680			681		
l. Other customers	682			683		

**Item 39. SPECIAL INQUIRY**

If "Corporation" was marked in item 4: Which of the following best describes this establishment at the end of 1997? Mark (X) only ONE box.

- 685 1  Domestic corporation  
2  Nondomestic corporation under section 936  
3  Nondomestic corporation under section 30A  
4  Other nondomestic corporation

**PROCEED TO SECTION H, PAGE 17, AND COMPLETE THE REST OF THE FORM.**

## Section G – CONSTRUCTION

**Item 40. KIND OF ACTIVITY – CONSTRUCTION**  
**a. Describe the PRINCIPAL kind of construction activity this establishment engaged in during 1997.**

**HOW TO REPORT PERCENTS**

Report percentages as whole numbers  
**EXAMPLE:** Report 38.76% as  $\rightarrow$

Percent
<b>39</b> %

**b. What was the estimated percentage of the TOTAL DOLLAR VALUE OF BUSINESS DONE in 1997 (item 5) for each of the following activities?**

**Construction activities**

	Percent
Building construction on land owned by others – general contractor	703 %
Building construction on land owned by you	704 %
Construction of highways, streets, parking lots, airport runways, and work related to highway and street construction	705 %
Heavy construction such as bridges, tunnels, water, sewer, and other utility lines	706 %
Other heavy construction such as petrochemical and industrial complex power plant	707 %
Subdividing and preparing your own land for sale	708 %
Subdividing and preparing your own land for rent or lease	709 %
Subdividing and preparing land owned by others	710 %

**NOTE** – General contractors who did any of the following special trades as part of a general contract should NOT fill out these boxes; but if work was done in 1997 as a Special Trade Contractor, fill out the boxes that apply.

	Percent
Plastering, drywall, acoustical, and insulation work	711 %
Plumbing, heating, and air-conditioning	712 %
Roofing, siding, and sheet metal work	713 %
Carpentry work	714 %
Concrete work	715 %
Electrical work	716 %
Installation or erection of building equipment	717 %
Excavation work	718 %
Floor laying and other floor work	719 %
Glass and glazing work	720 %
Masonry, stone setting, and other stonework	721 %
Painting and paper hanging	722 %
Structural steel erection	723 %

**Item 40. KIND OF ACTIVITY – CONSTRUCTION (Continued)**

**Construction activities (Continued)**

	Percent
Swimming pool contractor	724 %
Terrazo, tile, marble, and mosaic work	725 %
Water well drilling	726 %
Wrecking and demolition work	727 %
Other types of contracting – Specify kind	728 %
	729 %
	730 %

**Activities other than construction**

Architectural and engineering services	731 %
Rental of construction machinery and equipment	732 %
Retail trade – Specify kind	733 %
	734 %
Sale of land	735 %
Wholesale trade, manufacturing, and transportation	736 %
Construction management	737 %
Other business activities – Specify kinds	738 %
	739 %

**TOTAL** **100** %

If not shown, please enter your 11-digit Census File Number from the address label on page 1

Census File Number

**Section G – CONSTRUCTION (Continued)**

**Item 41. DOLLAR VALUE OF BUSINESS**

Mil.	Thou.	Dol.
741		

a. What was the dollar value of all construction work done in 1997? →

INCLUDE –

- New construction
- Additions and alterations, or reconstruction
- Special trades contracting work
- Maintenance and repair work
- Land development and improvement
- Buildings and other structures built for sale, excluding the value of the land
- Installation and service of equipment
- Construction work on own account

b. What were your receipts from kinds of business other than those reported above in 1997? →

Mil.	Thou.	Dol.
742		

INCLUDE –

- Architectural and engineering services
- Rental of machinery and equipment
- Sale of land
- Retail trade
- Other services

**Item 42. TYPES OF CONSTRUCTION**

What was the estimated percentage of the amount you reported in item 41a (the dollar value of construction work done in 1997) for each of the types of construction listed below? (For each entry in column (a), show the percentage of new construction (include additions and alterations) in column (b) and the percentage of maintenance and repair work in column (c).)

NOTE – Column (b) + column (c) = column (a).

Type of construction	Percent of construction work done (a)	Breakdown of column (a)	
		New construction (b)	Maintenance and repair work (c)
<b>BUILDING CONSTRUCTION</b>	744	746	748
Single family houses (detached, attached, and townhouses)	%	%	%
Apartment buildings and other residential buildings	%	%	%
Industrial buildings and warehouses	%	%	%
Commercial buildings (banks, offices, stores, restaurants, public garages, automobile service stations, and recreational buildings)	%	%	%
Other nonresidential buildings – Specify	768	770	772
	%	%	%
<b>NONBUILDING CONSTRUCTION</b>	774	776	778
Highways, streets, and related work	%	%	%
Bridges, tunnels, and elevated highways	%	%	%
Water, sewer, pipeline, communication transmission lines, and power lines	786	788	790
Other nonbuilding construction – Specify	792	794	796
	%	%	%
<b>TOTAL</b> value of construction work done (Sum of column (b) + column (c) should equal 100%)	<b>100</b> %	798	800

**Item 43. EMPLOYMENT AND HOURS WORKED**

a. How many CONSTRUCTION WORKERS were employed in 1997 during the pay period including the 12th of the month for the months shown?

(Include permanent or temporary, full- or part-time.)

(1) March

Number of employees
825

(2) May

826
-----

(3) August

827
-----

(4) November

828
-----

b. How many other employees were employed during the pay period including March 12?

829
-----

c. How many hours were worked by CONSTRUCTION WORKERS by quarter?

Hours worked
830

(1) January through March

831
-----

(2) April through June

832
-----

(3) July through September

833
-----

(4) October through December

834
-----

(5) TOTAL hours worked (Sum of lines (1) through (4))

**Item 44. PAYROLL**

What was the annual payroll, before deductions, for this establishment in 1997?

a. Construction workers

b. All other employees

Mil.	Thou.	Dol.
835		
836		

**Item 45. CONSTRUCTION WORK SUBCONTRACTED OUT**

What was the cost to this establishment in 1997 for construction work subcontracted out to other construction contractors? (Include construction work done by manufacturing firms and value of materials sold to subcontractors.)

Mil.	Thou.	Dol.
837		

**Section G – CONSTRUCTION (Continued)**

Item 46. SELECTED COSTS	Mil.	Thou.	Dol.
	<b>What was the cost to this establishment in 1997 for materials and services used?</b>	838	
a. Electricity			
b. Gasoline, diesel fuel, and gasohol	839		
c. Other fuels for heat or power such as natural gas and lubricants, oils, and greases.	840		
d. Communication and repairs to machinery, equipment, buildings, and other structures	841		
e. Rental or lease of construction machinery and equipment, transportation equipment, buildings and other structures, office equipment, and fixtures (Do not include payments for subcontract work.)	842		
f. Materials, components, and supplies	843		

Item 47. WORK FOR OTHER CONTRACTORS OR BUILDERS	Percent
<b>Did this establishment do any work for other contractors or builders in 1997?</b>	854
853 <input type="checkbox"/> YES – Estimate the percentage of the dollar value of construction work done in 1997 (item 41a) accounted for by such work.	
<input type="checkbox"/> NO	

Item 48. OWNERSHIP OF CONSTRUCTION PROJECTS	Percent
<b>What was the percentage of the dollar value of construction work done (item 41a) on government-owned projects and on privately-owned projects in 1997?</b>	855
a. Government-owned construction (Federal, Commonwealth, municipal)	%
b. Privately-owned construction	%
c. <b>TOTAL</b> value of construction work done in 1997 (item 41a)	<b>100 %</b>

Item 49. ASSETS, CAPITAL EXPENDITURES, AND DEPRECIATION	Buildings, job-site trailers, additions, and related facilities, excluding land (1)			Machinery, equipment, and vehicles (2)		
	Mil.	Thou.	Dol.	Mil.	Thou.	Dol.
	a. <b>What was the GROSS value of depreciable assets (usually original cost) at the BEGINNING of 1997?</b>	857			858	
b. <b>What were the capital expenditures for NEW automobiles, trucks, etc. (intended primarily for highway use) during 1997?</b>				859		
c. <b>What were the capital expenditures for NEW buildings, machinery, and job-site vehicles during 1997?</b>	860			861		
d. <b>What were the capital expenditures for USED buildings and machinery during 1997?</b> (Include used automobiles, trucks, etc.)	862			863		
e. <b>What was the GROSS value of depreciable assets sold, retired, scrapped, etc. in 1997?</b>	864			865		
f. <b>What was the GROSS value of depreciable assets at the END of 1997?</b> (Sum of a + b + c + d – e)	866			867		
g. <b>What were the depreciation charges for 1997?</b>	868			869		

**PROCEED TO SECTION H, PAGE 17, AND COMPLETE THE REST OF THE FORM.**

If not shown, please enter your 11-digit Census File Number from the address label on page 1

Census File Number

**Section H – ALL ESTABLISHMENTS**

**Item 50. OWNERSHIP, CONTROL, AND LOCATIONS OF OPERATION**

**NOTE** – Answer this item only if your Census File Number (CFN), shown in the label of this report form, begins with zero. If the CFN does not begin with a zero, skip to item 52.

**a. Is this company owned or controlled by another company?**

097 1  YES →  
2  NO

ENTER OWNING OR CONTROLLING COMPANY NAME, ADDRESS, AND ZIP CODE

Name \_\_\_\_\_

Address \_\_\_\_\_

EIN (9 digits)

		-								
--	--	---	--	--	--	--	--	--	--	--

**b. Does this company own or control any other company or companies?**

098 1  YES →  
2  NO

If more space is needed, continue in REMARKS (item 51).

ENTER OWNED OR CONTROLLED COMPANY NAME, ADDRESS, AND ZIP CODE

Name \_\_\_\_\_

Address \_\_\_\_\_

EIN (9 digits)

		-								
--	--	---	--	--	--	--	--	--	--	--

**c. Did this company operate at more than one location during 1997?**

**NOTE** – Locations which are not staffed on a full-time basis by at least one employee covered by this EIN should NOT be considered separate. Include data for these locations with data reported for the main location.

- YES – List additional locations below and provide the information requested. If more space is needed, continue in REMARKS (item 51).  
 NO – Skip to item 52

1	Number and street	Municipio	Kind of business at this location	EIN (9 digits)		Sales and receipts →	Annual payroll →	Number of employees during pay period including March 12, 1997	Are these figures included on page 2 of this report?
						081			085 1 <input type="checkbox"/> YES 2 <input type="checkbox"/> NO
						082			
						083			
						081			085 1 <input type="checkbox"/> YES 2 <input type="checkbox"/> NO
						082			
						083			

**Item 51. REMARKS** – Please use this space for any explanations that may be essential in understanding your reported data.

**Item 52. CERTIFICATION** – This report is substantially accurate and has been prepared in accordance with instructions.

Print name of person to contact regarding this report				<b>Period covered by this report</b> →		FROM: Month   Year		TO: Month   Year	
Telephone →	Area code	Number	Extension	Preparer's signature				Date	



## WHOLESALE COMMODITY LINES

CODE	COMMODITY LINE	CODE	COMMODITY LINE
<b>0140</b>	Trucks and tractors	<b>2520</b>	Custodial (janitor's) equipment and supplies
<b>0250</b>	Petroleum products marketing equipment	<b>2530</b>	Laundry and dry-cleaning equipment and supplies
<b>0420</b>	Office and business furniture	<b>2540</b>	Other service establishment equipment and supplies
<b>0500</b>	Household china, glassware, crockery, and plastic housewares	<b>2600</b>	Aircraft and aeronautical equipment and supplies
<b>0530</b>	Floor coverings	<b>2620</b>	Marine machinery, equipment, and supplies
<b>0540</b>	Other homefurnishings	<b>2630</b>	Other transportation equipment and supplies
<b>0720</b>	Roofing, siding, insulation materials, and guttering	<b>2700</b>	Sporting and recreational goods and supplies
<b>0730</b>	Glass (Exclude automotive.)	<b>2800</b>	Toys and hobby goods and supplies
<b>0740</b>	Other construction materials	<b>2900</b>	Ferrous metal scrap
<b>0800</b>	Photographic equipment and supplies	<b>2920</b>	Nonferrous metal scrap
<b>0920</b>	New computer equipment	<b>2940</b>	Waste materials, except metals
<b>0930</b>	Used computer equipment	<b>3000</b>	Jewelry, watches, diamonds, and other precious stones and metals (Include silverware.)
<b>0950</b>	Computer software – off the shelf	<b>3100</b>	Musical instruments and supplies
<b>0960</b>	Restaurant and hotel equipment and supplies	<b>3120</b>	Forest products, except lumber
<b>0970</b>	Store machines and equipment	<b>3150</b>	Other durable goods
<b>1030</b>	Optical and ophthalmic goods	<b>3200</b>	Printing and writing (fine) paper
<b>1020</b>	Dental supplies	<b>3300</b>	Stationery, office supplies, and greeting cards
<b>1040</b>	Religious and school supplies	<b>3400</b>	Industrial and personal service paper
<b>1050</b>	Other professional equipment and supplies	<b>3600</b>	Piece goods, knit and woven
<b>1100</b>	Ferrous metals	<b>3700</b>	Notions and other dry goods
<b>1230</b>	Nonferrous metals	<b>5000</b>	Cattle, hogs, sheep, and goats
<b>1300</b>	Coal and coke	<b>5100</b>	Hides, skins, and pelts
<b>1320</b>	Other minerals and ores	<b>5120</b>	Leaf tobacco
<b>1650</b>	Electronic communication equipment	<b>5130</b>	Wool, wool tops, and mohair
<b>1660</b>	Electrical measuring and testing equipment, except automotive	<b>5140</b>	Other farm products (inedible)
<b>1900</b>	Warm air heating and air conditioning equipment and supplies	<b>5200</b>	Cotton
<b>2000</b>	Refrigeration equipment and supplies	<b>5320</b>	Industrial gases
<b>2100</b>	Construction and mining machinery, equipment, and parts	<b>5500</b>	Crude oil
<b>2200</b>	Farm machinery, equipment, and parts	<b>5800</b>	Farm supplies
<b>2220</b>	Garden machinery, equipment, and supplies	<b>5900</b>	Tobacco and tobacco products
<b>2230</b>	Food-processing machinery, equipment, and parts	<b>6110</b>	Flowers and florists' supplies
<b>2330</b>	Metalworking machinery, equipment, and parts	<b>6120</b>	Art goods (Include gifts, novelties, and souvenirs.)
<b>2340</b>	Materials-handling equipment and parts	<b>6130</b>	Textile bags and bagging
<b>2350</b>	Oil well, oil refinery, and pipeline machinery, equipment, and supplies	<b>6140</b>	Wigs, yarn, and leather products
<b>2360</b>	Other industrial machinery, equipment, and parts	<b>6150</b>	Other nondurable goods
<b>2370</b>	Mechanical power transmission equipment		
<b>2460</b>	Other industrial supplies		
<b>2500</b>	Beauty and barber equipment and supplies		

*Thank you*  
*for completing the*  
**1997 ECONOMIC CENSUS**  
**OF PUERTO RICO**  
*report form.*

**YOUR numbers DO**  
**make the difference!**

***PLEASE RETURN THIS REPORT FORM BY FEBRUARY 12, 1998***



U.S. Department of Commerce  
BUREAU OF THE CENSUS

# INFORMATION SHEET

## ECONOMIC CENSUS OF PUERTO RICO

The economic censuses include establishments engaged in the following activities:

**Wholesale** – Selling merchandise at wholesale to retailers, industrial, institutional, and other nonhousehold consumers.

**Retail** – Selling merchandise for personal or household consumption and in rendering services incidental to the sale of the goods.

**Services** – Rendering a wide variety of services for individuals, business and government establishments, and other organizations. Hotels, motels, and other lodging places are part of the services sector.

**Manufactures** – Manufacturing, processing, and assembling component parts of products.

**Construction** – New or original construction; additions, alterations, rehabilitation, remodeling, or reconstruction by general contractors, speculative builders and heavy construction contractors; and maintenance, repair and service work by electricians, plumbers, carpenters, etc.

If you are NOT engaged in these kinds of activities, **COMPLETE ITEMS 1 THROUGH 8 AND SIGN THE REPORT FORM (item 52) page 17.**

### WHO SHOULD REPORT

Every firm that receives a census report form is required to prepare and submit a separate report form for each of its establishments.

### DEFINITION OF ESTABLISHMENT

An establishment is defined as a single physical location where business is conducted or industrial operations are performed.

### GENERAL INSTRUCTIONS

- Respondents are not required to respond to any information collection unless it displays a valid approval number from the Office of Management and Budget (OMB). The OMB 8-digit number appears in the upper right corner of the questionnaire.
- If the establishment stopped operating during 1997 (i.e., it was closed, sold, or leased to another company), complete the report form for the portion of 1997 that the establishment was operating.
- If additional space is necessary to complete any item, use the remarks section at the end of the form (if applicable) or attach a separate sheet. If extra sheets are added, write the CFN and the item number at the top of each additional page.
- Please make a photocopy of your completed report form for your files.

### Instructions For Selected Items:

#### ◆ Section A – GENERAL INFORMATION

##### Item 2. PHYSICAL LOCATION

Part a:

Fill in if the address shown on the label on the front cover of the report form is different from the physical location of the establishment.

Part b:

Always identify the municipio where the establishment is located regardless of your response to part a.

##### Item 5. DOLLAR VOLUME OF BUSINESS

YOUR RESPONSE IS STRICTLY CONFIDENTIAL. Your company's report will be used solely for developing summary statistics. IT CANNOT BE USED FOR PURPOSES OF TAXATION, INVESTIGATION, OR REGULATION.

Include:

- Gross receipts for merchandise sold, services provided, and construction work done in 1997, whether or not payment was received in 1997.
- Total value of all products physically shipped. Include products shipped to other plants, sales branches, retail stores, or warehouses of your company and on consignment.
- Market value of compensation received in lieu of cash.
- Amounts received for work even though work may have been subcontracted to others.

- Commissions, fees, and other operating income for **service industries** operating on a commission basis, such as travel agencies and advertising agencies. Do NOT include gross billings or sales.
- Actual sales value of the products sold rather than commissions received for **retailers** and **wholesalers** selling merchandise on a consignment or commission basis.
- Receipts for delivery, installation, maintenance, repair, alteration, rental of equipment, storage, other services, and activities.

Exclude:

- Sales or other taxes collected directly from customers and paid directly to the Commonwealth or Federal tax agency.
- Nonoperating income from sources such as investments, rental or sale of real estate, and interest.
- Sales and receipts from departments or concessions operated by other companies.
- Commissions from vending machines operated by others.
- Value of products made on a commission or fee basis for others.
- Value of products bought and sold or transferred from other establishments **of your company** and sold without further manufacture.
- Value of returned goods.

#### Item 6. PAYROLL

Definitions are the same as those used on the Employer's Quarterly Federal Tax Return, Internal Revenue Service (IRS) Form 941-PR.

Include:

- Wages, salaries, tips, vacation allowances, bonuses, commissions, and other compensation paid to employees during 1997, whether or not subject to income or FICA tax.
- Salaries of officers and executives of a corporation.

Exclude:

- Payments to or withdrawals by proprietors or partners of an unincorporated company.
- Annuities or supplemental unemployment compensation benefits, even if income tax was withheld.

#### Item 7. EMPLOYMENT

Include:

Part a:

- All full- and part-time employees on the payroll during the pay period including March 12, 1997.
- Salaried officers and executives of a corporation.
- Employees on paid sick leave, paid vacations, and paid holidays.

Part b:

Proprietors and partners of an unincorporated company working 15 or more hours during the week of March 12, 1997.

Part c:

Unpaid family workers of an unincorporated company working 15 or more hours during the week of March 12, 1997.

#### ◆ Section B – WHOLESALE

##### Item 10. TYPE OF OPERATION

- Merchant wholesaler** – Establishment engaged in buying and selling merchandise produced by other firms on its own account.
- Manufacturer's sales branch or sales office** – Establishment owned or corporately affiliated with a manufacturer by the parent in Puerto Rico, United States, or territories.
- Broker, agent, commission merchant** – Establishment engaged in selling and buying merchandise on an agency, commission, or brokerage basis for others, rather than on its own account.

**Item 11. EMPLOYMENT BY PRINCIPAL ACTIVITY**

Part a:

Report the number of employees engaged in sales activity, traveling salespeople, truck salespeople, and selling employees working out of their own homes.

Part c:

This category is not applicable to single-establishment firms. For multi-establishment firms, report the number of employees who provided services to other establishments of this firm.

Part d:

Report employees engaged in sorting, grading, packaging, and other similar activities on line b.

Sum of lines a through e should equal item 7a.

**Item 12. CLASS OF CUSTOMER**

Part a:

Include sales to farmers for use in agricultural production only.

Part b:

Include sales for construction purposes only.

Part c:

Include sales made to buyers outside Puerto Rico only.

Part h:

Include sales to laboratories, institutions, public utilities, service businesses, and other such users that normally buy for business use rather than for resale.

Part i:

Include sales to the Federal Government (including military, post exchanges, GSA, GPO, and other agencies), Commonwealth, and municipal governments.

**Item 13. OPERATING EXPENSES**

Include:

- Total annual payroll reported in item 6a.
- Supplements to wages and salaries.
- Liquor and tobacco tax stamps and license fees.
- Depreciation charges in 1997 including depreciation charges on equipment obtained through a capital or full payout lease or on equipment rented to others through an operating lease.
- Lease and rental payments made in 1997 for equipment leased under an operating lease.
- Advertising expenses.
- Commissions paid to others.
- Office supplies, postage, and shipping and packaging materials and expenses.
- Cost of contract work performed by others.
- Other expenses (i.e., storage, repairs, bad debt, theft, and damage losses).

Exclude:

- Cost of goods sold.
- Income taxes.
- Sales and other taxes collected directly from customers and paid directly to a Commonwealth or Federal tax agency.
- Interest expenses.
- Payments to or withdrawals by proprietors and partners of an unincorporated firm.
- Lease payments for merchandise obtained through capital, finance, or full payout leases.

**Item 14. DOLLAR VOLUME OF BUSINESS**

Part b:

Report the market value of products bought or sold by others on which you earned a commission, brokerage, or agency fee. If unavailable from company records, estimate the value by dividing actual commissions received by the percentage charged for sales activity.

Part d:

Report the percentage of products sold (as reported in item 5) accounted for by products which were mined or manufactured in the United States, Puerto Rico, or U.S. territories by your company.

Part e:

Report the fair sales value of goods transferred (billings) to establishments owned by this firm.

**Item 15. INVENTORIES**

Report the total value of all inventories of this establishment at the end of 1997. Report inventories at cost or market value, using generally accepted accounting methods. The reported figures should be in terms of book value. Do NOT include inventory owned by others but held by this establishment.

For inventories at LIFO cost, use the sum of the LIFO amount, plus the LIFO reserve for completing item 15c.

**Item 17. COMMODITY LINES**

If any commodities sold are not prelisted but account for one percent or more of total sales, refer to the list of Wholesale Commodity Lines on page 18 of the report form. Enter the commodity, corresponding code, and percent of total sales.

Report receipts for construction, delivery, installation, service contracts, and miscellaneous activities included in item 5 on the "Service receipts and labor charges" line (Code 9700).

**◆ Section C – RETAIL**

**Item 19. UNDER-ROOF FLOOR SPACE – Department, Variety, Grocery, and Drug Stores ONLY.**

Include:

- Only the floor space used/controlled by this establishment.
- All space occupied by this establishment on every floor of multiple-story buildings.

**TOTAL FLOOR SPACE:**


Enter the total square footage of under-roof floor space available at the end of 1997. Include dry storage, refrigerated space, offices, workrooms, display windows, and enclosed entrance ways. Do NOT include outdoor space, even if covered.

**UNDER-ROOF SELLING SPACE:**

Enter the square footage of in-store **selling** space at the end of 1997. Include all store areas open to customers, including aisles, elevators, etc. Do NOT include display windows fronting on streets or walks, outdoor entrance ways, or other outdoor space.

EXAMPLE – How to compute floor space in square feet:

- (1) Total under-roof space is:  
200 x 100 ft = 20,000 sq. ft
- (2) Under-roof selling space is:  
200 x 80 ft = 16,000 sq. ft



**Item 23. MERCHANDISE LINES**

Report receipts for services provided and for service contracts that were included in item 5 on the "Nonmerchandise receipts from customers" line (Code 9900).

**EXCLUDE sales of leased departments or concessions** operated within this establishment by other companies.

**◆ Section D – SERVICES**

There are no additional instructions for items in Section D.

◆ **Section E – HOTELS, MOTELS, AND OTHER LODGING PLACES**

There are no additional instructions for items in Section E.

◆ **Section F – MANUFACTURES**

**Item 32. SHIPMENTS AND OTHER RECEIPTS**

Refer to item 5 instructions for dollar volume of business definition.

The sum of lines a through d should equal item 5.

**Item 33. EMPLOYMENT AND HOURS WORKED**

Refer to item 7 instructions for employment definition.

Part a:

Report the number of production workers up through the working-foreman level engaged in processing, assembling, shipping (but not delivering), truck drivers delivering ready-mixed concrete, and other related services.

Part b:

Report all other employees including those engaged in supervision above the working-foreman level, sales (including driver salesmen), sales delivery (truck drivers and helpers), installation, clerical, and other professional technical personnel.

Sum of lines a(1) and b should equal item 7a.

Part c:

Report total number of hours worked at the plant by production workers. Include actual hours worked for overtime, not straight time equivalent hours. Do NOT include hours paid for vacations, holidays (unless actually worked), or sick leave.

**Item 34. PAYROLL**

Refer to item 6 instructions for payroll definition. The sum of lines a and b should equal item 6a.

**Item 35. SELECTED COSTS**

Cost refers to the amount actually paid or payable after discounts, including freight and other direct charges incurred in acquiring the item or service.

Part a:

Exclude the value of electricity generated by your establishment.

Part b:

Exclude the estimated cost of fuels produced by your establishment.

Part c:

Include the cost of contract employees who are not on your payroll, but are supplied through a contract with another company to perform specific jobs related to production. Exclude the cost of materials worked on, which should be included in item 35f.

Part d:

Exclude the cost of materials worked on, which should be included in item 35f.

Part f:

Include ONLY PHYSICAL GOODS USED or put into production; exclude services used or overhead charges.

**Item 36. INVENTORIES**

Report the total value of all inventories of this establishment at the end of 1996 and 1997 at cost or market value, using generally accepted accounting methods. The reported figures should be in terms of book value. Do NOT include inventory owned by others but held by this establishment.

For inventories at LIFO cost, use the sum of the LIFO amount plus the LIFO reserve for completing item 36c.

**Item 37. CAPITAL EXPENDITURES**

Expenditures refer to all costs actually incurred during 1997 which are chargeable to the fixed assets accounts and for which depreciation accounts are maintained. Exclude the cost of maintenance and repairs charged as current operating expense.

Part a:

Enter the value of all equipment and buildings purchased at their purchased price. For any equipment or structure transferred to the use of this establishment by the parent company or one of its subsidiaries, enter the value at which it was transferred to the establishment.

**Item 38. VALUE OF PRODUCTS SHIPPED AND CONTRACT WORK PERFORMED BY CUSTOMER LOCATION**

Report the ultimate destination of goods shipped, including goods shipped to foreign countries via U.S. ports if known. Otherwise, report the location of the person to whom the products were shipped or sold. The total value of products made in this establishment (sum of lines a through e, column (2)) should equal item 32a. The value of total contract work (sum of lines a through e, column (3)) should equal item 32b.

◆ **Section G – CONSTRUCTION**

**Item 40. KIND OF ACTIVITY**

Part b:

Report only the main activities for which you were contracted. Work which was incidental to the primary activities of jobs should not be reported separately.

Include establishments primarily engaged in subdividing and developing cemetery lots under activities other than construction.

**Item 41. DOLLAR VALUE OF BUSINESS**

Refer to item 5 instructions for dollar value of business definition.

Part a:

Report fees received as sponsors of joint ventures and fees as agents for owners of construction work. Also include both the dollar value for installation and cost of the items installed.

Part b:

Report the receipts for rental of equipment and definable architectural and engineering work for others and receipts covering the price of items sold, but not installed by this establishment.

Sum of lines a and b should equal item 5.

**Item 42. TYPES OF CONSTRUCTION**

Report separately each building or type of structure. If such separation is not possible, report the entire project under the major purpose.

**Item 43. EMPLOYMENT AND HOURS WORKED**

Refer to item 7 instructions for employment definition.

Part a:

Report the number of construction workers up through the working-foreman level, including laborers, truck drivers and helpers, equipment operators, mechanics and security guards, on lines (1) through (4).

Part b:

Report all other employees including those engaged in supervision above the working-foreman level, office staff, architects, engineers, purchasing agents, executives, and others engaged in nonconstruction activities.

Sum of lines a(1) and b should equal item 7a.

Part c:

Report total number of hours worked at the job site by construction workers. Include actual hours worked for overtime, not straight time equivalent hours. Do NOT include hours paid for vacations, holidays (unless actually worked), or sick leave.

**Item 44. PAYROLL**

Refer to item 6 instructions for payroll definition. The sum of lines a and b should equal item 6a.

**Item 46. SELECTED COSTS**

Cost refers to the amount actually paid or payable after discounts, including freight and other direct charges incurred in acquiring the items.

Part d:

Include repair costs necessary to maintain the property and equipment. Exclude improvements that increase the value of the property or adapt it for another use.

**Item 49. ASSETS, CAPITAL EXPENDITURES, AND DEPRECIATION**

Depreciable assets are the fixed-tangible property for which depreciation accounts are maintained.

Expenditures refer to all costs actually incurred during 1997 which are chargeable to the fixed assets accounts and for which depreciation accounts are maintained.

Report the original cost or market value of all buildings, equipment, and vehicles purchased or acquired before 1997.

◆ **Section H – ALL ESTABLISHMENTS**

**Item 50. OWNERSHIP, CONTROL, AND LOCATIONS OF OPERATION**

Part a:

**MARK "YES" if – ANOTHER** company owns more than 50 percent of the voting stock, controls the management and policies of, or has the ability to appoint a board of directors for this company.

**MARK "NO" if**

- This company has a franchise entitling it to use a trade name, but is not owned or operated by the franchisor.
- This company operates one or more leased departments in an establishment owned by another company, but the other company (lessor) does not own or control the department(s).

- This company is engaged in the management of a business owned by others.

Part b:

Indicate whether this company owns more than 50 percent of the voting stock or has the authority to direct management and policies of any subsidiaries and/or affiliates.

Part c:

Include all selling and service locations and any other facilities such as warehouses, administrative offices, etc.


If MORE THAN ONE establishment was operating under the EI Number:

- List the location of the headquarters first. Provide physical location address for each location.
- Data for establishments operated during 1997, but not in operation at the end of the year, should be combined with the headquarters location.
- The sums of sales and receipts, annual payroll, and employment should equal the amounts reported in items 5, 6a, and 7a, respectively.
- If employees worked at more than one location, report annual payroll and employment for employees at the ONE location where they spent most of their working time.

Public reporting burden for this collection of information is estimated to average 60 minutes per response, including the time for reviewing instructions, searching existing data sources, gathering and maintaining the data needed, and completing and reviewing the collection of information. Send comments regarding this burden estimate or any other aspect of this collection of information, including suggestions for reducing this burden, to the Associate Director for Administration/Comptroller, Attn: Paperwork Reduction Project 0607-0839, Room 3104, Federal Building 3, Bureau of the Census, Washington, D.C. 20233.

CUESTIONARIO

**0A-9819**



# CENSO ECONÓMICO DE PUERTO RICO DE 1997

**FAVOR DE DEVOLVER ESTE CUESTIONARIO DENTRO DE LOS  
PROXIMOS 30 DIAS.**

Incluya el Número de Archivo del Censo (CFN) que aparece en la etiqueta de este cuestionario con cualquier correspondencia.

Favor de llenar este cuestionario y devolverlo al: DIRECTOR  
BUREAU OF THE CENSUS  
Attention: Outlying Areas  
1201 East Tenth Street  
Jeffersonville, IN 47134-0001

*Favor de corregir cualquier error  
en nombre y dirección,  
incluyendo el código postal*



OMB No. 0607-0839:  
Aprobado Hasta 03/31/2000

Para uso del censo		

**SE EXIGE BAJO LA LEY del Congreso de los EE.UU. (título 13, Código de los EE.UU.) y la ley de la Legislatura de Puerto Rico (No. 11, del 27 de marzo de 1950) que llene este cuestionario correspondiente al establecimiento indicado en la etiqueta y lo devuelva al Negociado del Censo.** En virtud de estas leyes su informe al Negociado del Censo es **confidencial**. El mismo sólo puede ser visto por empleados juramentados del Censo y ser utilizado sólo para fines estadísticos. La ley del Congreso también garantiza que copias retenidas en sus archivos son **inmunes contra procedimiento judicial**.

**INDIQUE LOS DATOS A BASE DEL AÑO NATURAL 1997.** Si los récords no están disponibles, se aceptan estimados. Si el indicar los datos a base del año natural resulta costoso y su año fiscal finalizó entre el 31 de octubre de 1997 y febrero de 1998, indique sus datos en base al año fiscal, excepto el empleo y la nómina. Los datos sobre empleo y nómina durante el año natural deben de estar disponibles en la copia de su planilla de contribución sobre ingresos.

**TODOS LOS ESTABLECIMIENTOS LLENAN LAS PARTES A Y H.** Llene la parte (de la B a la G) que mejor describe su tipo de negocio o actividad.

**ES MUY IMPORTANTE QUE USTED LEA LAS INSTRUCCIONES ADJUNTAS MIENTRAS CONTESTA LAS PREGUNTAS.**

## Parte A - INFORMACION GENERAL

<p><b>Sección 1. NUMERO DE IDENTIFICACION PATRONAL</b></p> <p><b>¿Es el Número de Identificación Patronal (EIN) - impreso en la etiqueta - el mismo que se usó para este establecimiento al rendir su último informe correspondiente a 1997 para la Declaración Trimestral del Patrono sobre la Contribución Federal al Seguro Social y Seguro Medicare, Formulario 941-PR del Servicio Federal de Rentas Internas (IRS)?</b></p> <p>094 1 <input type="checkbox"/> SI          2 <input type="checkbox"/> NO - Anote el EIN actual (9 dígitos) → <table border="1" style="display: inline-table; border-collapse: collapse; text-align: center; width: 150px; height: 20px;"><tr><td style="width: 15px;"> </td><td style="width: 15px;"> </td><td style="width: 15px;"> </td><td style="width: 15px;"> </td><td style="width: 15px;"> </td><td style="width: 15px;"> </td><td style="width: 15px;"> </td><td style="width: 15px;"> </td><td style="width: 15px;"> </td><td style="width: 15px;"> </td></tr></table></p>											<p><b>Sección 4. ORGANIZACION JURIDICA (Continuación)</b></p> <p>b. Si ha indicado que es una "Corporación": <b>¿Cuál de las siguientes describe mejor a este establecimiento al finalizar 1997?</b>  <i>Marque (X) UN solo encasillado.</i></p> <p>106 1 <input type="checkbox"/> Corporación privada          2 <input type="checkbox"/> Corporación pública</p>																								
<p><b>Sección 2. UBICACION FISICA</b></p> <p>a. <b>¿Está este establecimiento físicamente ubicado en la misma dirección que aparece en la etiqueta?</b></p> <p><b>AVISO</b> - Los apartados de correo y las rutas rurales no son ubicaciones físicas.</p> <p>093 1 <input type="checkbox"/> SI          2 <input type="checkbox"/> NO - Anote la ubicación física apropiada a continuación.</p> <table border="1" style="width: 100%; border-collapse: collapse;"> <tr><td colspan="4">Número y calle</td></tr> <tr><td style="width: 30%;">Ciudad o pueblo</td><td style="width: 15%;">Estado</td><td colspan="2">Código Postal</td></tr> </table> <p>b. <b>¿En qué municipio está físicamente ubicado este establecimiento?</b></p> <p>103 _____</p>	Número y calle				Ciudad o pueblo	Estado	Código Postal		<table border="1" style="width: 100%; border-collapse: collapse;"> <tr> <td style="width: 30%;"><b>COMO INDICAR EL DINERO EN CIFRAS</b></td> <td style="width: 40%;"><i>Indique las cifras en dólares redondeadas a miles.</i></td> <td style="width: 10%; text-align: center;">Millo- nes (000)</td> <td style="width: 10%; text-align: center;">Miles (000)</td> <td style="width: 10%; text-align: center;">Dóla- res (000)</td> </tr> <tr> <td></td> <td><b>EJEMPLO:</b> Indique \$1,125,628 como →</td> <td style="text-align: center;"><b>1</b></td> <td style="text-align: center;"><b>126</b></td> <td></td> </tr> </table> <p><b>Sección 5. VOLUMEN DEL NEGOCIO EN DOLARES</b></p> <p><b>¿Cuál fue el total del volumen de ventas de mercancía y otros ingresos recibidos por este establecimiento en 1997?</b></p> <table border="1" style="width: 100%; border-collapse: collapse;"> <tr> <td style="width: 30%;">010</td> <td style="width: 10%;"></td> <td style="width: 10%;"></td> <td style="width: 10%;"></td> </tr> </table>	<b>COMO INDICAR EL DINERO EN CIFRAS</b>	<i>Indique las cifras en dólares redondeadas a miles.</i>	Millo- nes (000)	Miles (000)	Dóla- res (000)		<b>EJEMPLO:</b> Indique \$1,125,628 como →	<b>1</b>	<b>126</b>		010															
Número y calle																																			
Ciudad o pueblo	Estado	Código Postal																																	
<b>COMO INDICAR EL DINERO EN CIFRAS</b>	<i>Indique las cifras en dólares redondeadas a miles.</i>	Millo- nes (000)	Miles (000)	Dóla- res (000)																															
	<b>EJEMPLO:</b> Indique \$1,125,628 como →	<b>1</b>	<b>126</b>																																
010																																			
<p><b>Sección 3. ESTADO DE LAS OPERACIONES</b></p> <p>a. <b>¿Durante cuántos meses en 1997 esta firma u organización mantuvo activo a este establecimiento?</b></p> <table border="1" style="width: 100%; border-collapse: collapse;"> <tr><td style="width: 80%;">Número de meses</td></tr> <tr><td style="text-align: center;">002</td></tr> </table> <p>b. <b>¿Cuál de las siguientes describe mejor el estado de las operaciones de este establecimiento al finalizar 1997?</b>  <i>Marque (X) UN solo encasillado.</i></p> <p>001 1 <input type="checkbox"/> Activo          2 <input type="checkbox"/> Inactivo temporalmente o como resultado de operaciones estacionales          3 <input type="checkbox"/> Cerró operaciones - <i>Indique la fecha</i> → <table border="1" style="display: inline-table; border-collapse: collapse; text-align: center; width: 80px; height: 20px;"><tr><td style="width: 20px;">Mes</td><td style="width: 20px;">Día</td><td style="width: 20px;">Año</td></tr><tr><td> </td><td> </td><td> </td></tr></table>          4 <input type="checkbox"/> Vendido o arrendado a otro empresario - <i>Anote el nombre, etc., a continuación e indique la fecha</i> → <table border="1" style="display: inline-table; border-collapse: collapse; text-align: center; width: 80px; height: 20px;"><tr><td style="width: 20px;">Mes</td><td style="width: 20px;">Día</td><td style="width: 20px;">Año</td></tr><tr><td> </td><td> </td><td> </td></tr></table></p> <table border="1" style="width: 100%; border-collapse: collapse;"> <tr><td colspan="4">Nombre del nuevo dueño o administrador</td></tr> <tr><td colspan="4">Número y calle</td></tr> <tr><td style="width: 30%;">Ciudad o pueblo</td><td style="width: 15%;">Estado</td><td colspan="2">Código postal</td></tr> </table>	Número de meses	002	Mes	Día	Año				Mes	Día	Año				Nombre del nuevo dueño o administrador				Número y calle				Ciudad o pueblo	Estado	Código postal		<p><b>Sección 6. NOMINA</b></p> <p>a. <b>¿Cuál fue el total de la nómina ANUAL, antes de deducciones, para este establecimiento en 1997?</b></p> <table border="1" style="width: 100%; border-collapse: collapse;"> <tr> <td style="width: 30%;">030</td> <td style="width: 10%;"></td> <td style="width: 10%;"></td> <td style="width: 10%;"></td> </tr> </table> <p>b. <b>¿Cuál fue la nómina del PRIMER TRIMESTRE (enero - marzo), antes de deducciones?</b></p> <table border="1" style="width: 100%; border-collapse: collapse;"> <tr> <td style="width: 30%;">031</td> <td style="width: 10%;"></td> <td style="width: 10%;"></td> <td style="width: 10%;"></td> </tr> </table>	030				031			
Número de meses																																			
002																																			
Mes	Día	Año																																	
Mes	Día	Año																																	
Nombre del nuevo dueño o administrador																																			
Número y calle																																			
Ciudad o pueblo	Estado	Código postal																																	
030																																			
031																																			
<p><b>Sección 4. ORGANIZACION JURIDICA</b></p> <p>a. <b>¿Cuál de las siguientes describe mejor la organización jurídica de este establecimiento al finalizar 1997?</b> <i>Marque (X) UN solo encasillado.</i></p> <p>003 1 <input type="checkbox"/> Propietario individual          2 <input type="checkbox"/> Sociedad de propietarios          8 <input type="checkbox"/> Asociación cooperativa          0 <input type="checkbox"/> Corporación (<i>No marque este encasillado si es cualquier tipo de asociación cooperativa</i>)          5 <input type="checkbox"/> Gubernamental - <i>Especifique</i> _____          9 <input type="checkbox"/> Otra - <i>Especifique</i> _____</p>	<p><b>Sección 7. EMPLEO</b></p> <p>a. <b>¿Cuántos EMPLEADOS (de jornada completa o parcial) estaban en su nómina durante el período de pago que incluyó el 12 de marzo de 1997?</b></p> <table border="1" style="width: 100%; border-collapse: collapse;"> <tr><td style="width: 30%;">032</td></tr> </table> <p>b. <b>¿Cuántos PROPIETARIOS y SOCIOS trabajaron 15 horas o más durante la semana que incluyó el 12 de marzo de 1997?</b></p> <table border="1" style="width: 100%; border-collapse: collapse;"> <tr><td style="width: 30%;">104</td></tr> </table> <p>c. <b>¿Cuántos miembros de FAMILIA NO REMUNERADOS trabajaron 15 horas o más durante la semana que incluyó el 12 de marzo de 1997?</b></p> <table border="1" style="width: 100%; border-collapse: collapse;"> <tr><td style="width: 30%;">105</td></tr> </table>	032	104	105																															
032																																			
104																																			
105																																			
<p><b>Sección 4. ORGANIZACION JURIDICA</b></p> <p>a. <b>¿Cuál de las siguientes describe mejor la organización jurídica de este establecimiento al finalizar 1997?</b> <i>Marque (X) UN solo encasillado.</i></p> <p>003 1 <input type="checkbox"/> Propietario individual          2 <input type="checkbox"/> Sociedad de propietarios          8 <input type="checkbox"/> Asociación cooperativa          0 <input type="checkbox"/> Corporación (<i>No marque este encasillado si es cualquier tipo de asociación cooperativa</i>)          5 <input type="checkbox"/> Gubernamental - <i>Especifique</i> _____          9 <input type="checkbox"/> Otra - <i>Especifique</i> _____</p>	<p><b>Sección 8. TIPO DE NEGOCIO O ACTIVIDAD PRINCIPAL</b></p> <p><b>¿Cuál de las siguientes describe mejor el tipo de negocio o actividad PRINCIPAL que se llevó a cabo al finalizar 1997?</b>  <i>Marque (X) UN solo encasillado.</i></p> <p>107 1 <input type="checkbox"/> COMERCIO AL POR MAYOR  <i>Continúe en la parte B, página 3</i></p> <p>2 <input type="checkbox"/> COMERCIO AL DETAL  <i>Continúe en la parte C, página 5</i></p> <p>3 <input type="checkbox"/> SERVICIOS  <i>Continúe en la parte D, página 7</i></p> <p>4 <input type="checkbox"/> HOTELES, MOTELES Y OTROS LUGARES DE ALOJAMIENTO - <i>Continúe en la parte E, página 9</i></p> <p>5 <input type="checkbox"/> MANUFACTURA  <i>Continúe en la parte F, página 10</i></p> <p>6 <input type="checkbox"/> CONSTRUCCION  <i>Continúe en la parte G, página 15</i></p> <p>7 <input type="checkbox"/> Otro - <i>Especifique - Después, pase a la parte H, página 18 y llene la sección 52 del cuestionario.</i></p>																																		



## Parte B - COMERCIO AL POR MAYOR

### Sección 9. TIPO DE NEGOCIO – COMERCIO AL POR MAYOR

¿Cuál fue el tipo de negocio PRINCIPAL que se llevó a cabo en este establecimiento en 1997 (o la actividad por la cual su establecimiento es conocido al público o al comercio)? Marque (X) UN solo encasillado.

- 070
- Vehículos de motor y piezas y artículos para automóviles . . .  5010  
 Muebles y artículos para el hogar . . . . .  5020  
 Madera y otros materiales de construcción . . . . .  5030  
 Equipo de oficina . . . . .  5044  
 Computadoras y equipo periférico y programas ("software") . . .  5045  
 Otro equipo comercial (Incluya equipo para restaurantes y hoteles y maquinaria de tiendas.) . . . . .  5046  
 Equipo médico y de hospital . . . . .  5047  
 Otros equipos y materiales profesionales – *Especifique* . . . .  5049

- Metales y minerales, excepto petróleo . . . . .  5050  
 Equipo y aparatos eléctricos, artículos de alambraje y materiales de construcción . . . . .  5063  
 Enseres eléctricos, radios y televisores . . . . .  5064  
 Otras piezas y equipo electrónico – *Especifique* . . . . .  5065

- Ferretería . . . . .  5072  
 Equipo y artículos de plomería y calefacción . . . . .  5074  
 Maquinaria de construcción y minería . . . . .  5082  
 Maquinaria y equipo industrial . . . . .  5084  
 Suministros industriales . . . . .  5085  
 Equipo de establecimientos de servicio . . . . .  5087  
 Equipo de transportación y suministros; maquinaria y equipo para la finca y el jardín y otros tipos de maquinaria y equipo – *Especifique* . . . . .  5089

- Prendas y piedras preciosas . . . . .  5094  
 Otros productos no perecederos – *Especifique* . . . . .  5099

- Papel y productos de papel . . . . .  5110  
 Medicinas, especialidades farmacéuticas y artículos farmacéuticos . . . . .  5120  
 Ropa, telas y mercería . . . . .  5130  
 Comestibles y productos relacionados . . . . .  5140  
 Sustancias químicas y productos análogos . . . . .  5160  
 Petróleo y productos de petróleo (Incluya terminales y estaciones de petróleo crudo y a granel.) . . . . .  5170  
 Cerveza, vino y bebidas alcohólicas destiladas . . . . .  5180  
 Materiales agrícolas . . . . .  5191  
 Libros, revistas y periódicos . . . . .  5192  
 Flores y materiales de floristas . . . . .  5193  
 Pintura, materiales para pintar y papel para empapelar paredes . . . . .  5198  
 Otros productos perecederos – *Especifique* . . . . .  5199

### Sección 10. TIPO DE OPERACION

¿Cuál de las siguientes describe mejor el tipo de operación en el cual la mayor parte de su negocio fue realizado en 1997? Marque (X) UN solo encasillado.

- 060 11  Comerciante (compra y venta por cuenta propia)  
 20  Oficina o sucursal de ventas del fabricante  
 42  Corredor, agente, vendedor a comisión  
 77  Otro tipo de operación – *Especifique*

064 \_\_\_\_\_

### Sección 11. EMPLEO SEGUN LA ACTIVIDAD PRINCIPAL

¿Cuál fue el número aproximado de empleados de acuerdo a su actividad principal durante el período de pago que incluyó el 12 de marzo de 1997?

	Número
a. Ventas	131
b. Servicios relacionados con las ventas (incluyendo servicios de oficina, almacén, conductores y empleados de mantenimiento)	132
c. Administración central y auxiliares	133
d. Manufactura	134
e. Otro – <i>Especifique</i>	135

<b>COMO INDICAR POR CIENTOS</b>	<i>Indique los porcentajes como números enteros</i>	Por ciento
	<b>EJEMPLO:</b> Indique 38.76% como →	<b>39</b> %

### Sección 12. CLASE DE CLIENTE

	Por ciento
a. Ventas a agricultores para uso en fincas	147 %
b. Ventas a constructores y contratistas	149 %
c. Ventas a exportadores (ventas de exportación)	141 %
d. Ventas a detallistas y talleres de reparación	143 %
e. Ventas a establecimientos mayoristas	144 %
f. Ventas a consumidores domésticos y usuarios individuales	148 %
g. Ventas a usuarios industriales (manufactura y minería)	145 %
h. Ventas a usuarios institucionales, comerciales y profesionales	146 %
i. Ventas a organismos gubernamentales (Federal, Estado Libre Asociado y municipales)	150 %
j. <b>TOTAL</b> (La suma de las líneas a hasta la i debe ser igual a 100%)	<b>100</b> %

### Sección 13. GASTOS DE OPERACION

<b>¿Cuál fue el TOTAL de los gastos de operación para 1997, incluyendo la nómina pero excluyendo el costo de la mercancía vendida y gastos por intereses?</b>	Millo- nes	Miles	Dóla- res
	040		

### Sección 14. VOLUMEN DEL NEGOCIO EN DOLARES

a. ¿Vendió este establecimiento mercancía en nombre de otras empresas a base de COMISION o CORRETAJE en 1997?

- 121 1  SI – *Continúe en la sección 14b*  
 2  NO – *Pase a la sección 14d*

<b>b. ¿Cuál fue el valor bruto de ventas de las transacciones realizadas a base de comisión o corretaje en nombre de otras empresas? (Incluidas en la sección 5.)</b>	Millo- nes	Miles	Dóla- res
	122		
<b>c. ¿Cuál fue el volumen de los ingresos recibidos por concepto de comisiones o corretaje en las transacciones indicadas en la sección 14b?</b>	123		

<b>d. ¿Qué por ciento de los productos vendidos por este establecimiento fueron extraídos o manufacturados en los EE.UU., Puerto Rico o territorios de los EE.UU. por su compañía (incluyendo las empresas bajo propiedad o control común)?</b>	Por ciento
	124 %

**AVISO** – Si este es el único establecimiento de esta compañía pase a la sección 15.

<b>e. ¿Cuál fue el valor de las transferencias (despachadas con facturas) a otros establecimientos dentro de su compañía? (NO incluídas en la sección 5.)</b>	Millo- nes	Miles	Dóla- res
	125		

**Parte B – COMERCIO AL POR MAYOR (Continuación)**

<b>Sección 15. INVENTARIOS</b>				<b>Sección 17. LINEAS DE PRODUCTOS (Continuación)</b>																																																																																																														
<b>a. ¿Tuvo inventarios al final de 1997?</b> 180 1 <input type="checkbox"/> SI – Continúe en la sección 15b 2 <input type="checkbox"/> NO – Pase a la sección 16				<table border="1" style="width:100%; border-collapse: collapse;"> <thead> <tr> <th style="width: 80%;">Líneas de productos</th> <th style="width: 10%;">Uso del censo</th> <th style="width: 10%;">Por ciento de las ventas</th> </tr> <tr> <td></td> <td align="center">100</td> <td align="center">102</td> </tr> </thead> </table>			Líneas de productos	Uso del censo	Por ciento de las ventas		100	102																																																																																																						
Líneas de productos	Uso del censo	Por ciento de las ventas																																																																																																																
	100	102																																																																																																																
<b>b. ¿En este establecimiento, están los inventarios sujetos al método de valoración de últimas entradas, primeras salidas (LIFO)?</b> 185 1 <input type="checkbox"/> SI – Complete el resto de esta sección 2 <input type="checkbox"/> NO – Pase a la sección 15c				<table border="1" style="width:100%; border-collapse: collapse;"> <tr> <td style="width: 80%;">Válvulas y accesorios industriales</td> <td align="center">2380</td> <td align="center">%</td> </tr> <tr> <td>Materiales para soldar (No incluya gases.)</td> <td align="center">2440</td> <td align="center">%</td> </tr> <tr> <td>Medicinas, productos farmacéuticos, cosméticos y artículos de tocador</td> <td align="center">3500</td> <td align="center">%</td> </tr> <tr> <td>Ropa para hombres y jovencitos</td> <td align="center">3800</td> <td align="center">%</td> </tr> <tr> <td>Ropa para mujeres, niños y niñas</td> <td align="center">3900</td> <td align="center">%</td> </tr> <tr> <td>Calzado</td> <td align="center">4000</td> <td align="center">%</td> </tr> <tr> <td>Alimentos congelados, envasados</td> <td align="center">4100</td> <td align="center">%</td> </tr> <tr> <td>Productos lácteos (No incluya los deshidratados o enlatados.)</td> <td align="center">4200</td> <td align="center">%</td> </tr> <tr> <td>Aves y productos avícolas (No incluya los envasados congelados.)</td> <td align="center">4300</td> <td align="center">%</td> </tr> <tr> <td>Confitería</td> <td align="center">4400</td> <td align="center">%</td> </tr> <tr> <td>Pescados y mariscos (No incluya los enlatados y envasados congelados.)</td> <td align="center">4500</td> <td align="center">%</td> </tr> <tr> <td>Carnes y sus productos (No incluya los enlatados y envasados congelados.)</td> <td align="center">4600</td> <td align="center">%</td> </tr> <tr> <td>Frutas y vegetales frescos</td> <td align="center">4700</td> <td align="center">%</td> </tr> <tr> <td>Café, té y especias (procesadas)</td> <td align="center">4800</td> <td align="center">%</td> </tr> <tr> <td>Pan y productos de panadería y repostería</td> <td align="center">4820</td> <td align="center">%</td> </tr> <tr> <td>Alimentos enlatados</td> <td align="center">4830</td> <td align="center">%</td> </tr> <tr> <td>Materiales básicos para alimentos y bebidas</td> <td align="center">4840</td> <td align="center">%</td> </tr> <tr> <td>Refrescos</td> <td align="center">4850</td> <td align="center">%</td> </tr> <tr> <td>Otras especialidades en comestibles</td> <td align="center">4860</td> <td align="center">%</td> </tr> <tr> <td>Granos y habichuelas</td> <td align="center">4900</td> <td align="center">%</td> </tr> <tr> <td>Materiales plásticos y moldes básicos</td> <td align="center">5300</td> <td align="center">%</td> </tr> <tr> <td>Sustancias químicas y productos análogos (No incluya productos agrícolas, productos plásticos, gases y petróleo.)</td> <td align="center">5330</td> <td align="center">%</td> </tr> <tr> <td>Productos petroleros</td> <td align="center">5400</td> <td align="center">%</td> </tr> <tr> <td>Gas fluido (excluya gases naturales)</td> <td align="center">5420</td> <td align="center">%</td> </tr> <tr> <td>Cerveza</td> <td align="center">5600</td> <td align="center">%</td> </tr> <tr> <td>Vinos y bebidas alcohólicas destiladas</td> <td align="center">5700</td> <td align="center">%</td> </tr> <tr> <td>Pintura, materiales para pintar y papel para empapelar paredes</td> <td align="center">6000</td> <td align="center">%</td> </tr> <tr> <td>Libros, revistas, periódicos y otros materiales impresos misceláneos</td> <td align="center">6100</td> <td align="center">%</td> </tr> <tr> <td>Otros productos – Refiérase al listado que presenta las Líneas de Productos en la página 19 para especificar los tipos de productos y anotar los códigos.</td> <td align="center">Código</td> <td></td> </tr> <tr> <td></td> <td align="center">1) 076</td> <td align="center">9811</td> <td align="center">%</td> </tr> <tr> <td></td> <td align="center">2) 077</td> <td align="center">9812</td> <td align="center">%</td> </tr> <tr> <td></td> <td align="center">3) 078</td> <td align="center">9813</td> <td align="center">%</td> </tr> <tr> <td>Ingresos por servicios prestados y costo de la mano de obra</td> <td align="center">9700</td> <td align="center">%</td> </tr> <tr> <td>Ingresos misceláneos</td> <td align="center">9980</td> <td align="center">%</td> </tr> <tr> <td><b>TOTAL</b></td> <td align="center"><b>9990</b></td> <td align="center"><b>100</b> %</td> </tr> </table>			Válvulas y accesorios industriales	2380	%	Materiales para soldar (No incluya gases.)	2440	%	Medicinas, productos farmacéuticos, cosméticos y artículos de tocador	3500	%	Ropa para hombres y jovencitos	3800	%	Ropa para mujeres, niños y niñas	3900	%	Calzado	4000	%	Alimentos congelados, envasados	4100	%	Productos lácteos (No incluya los deshidratados o enlatados.)	4200	%	Aves y productos avícolas (No incluya los envasados congelados.)	4300	%	Confitería	4400	%	Pescados y mariscos (No incluya los enlatados y envasados congelados.)	4500	%	Carnes y sus productos (No incluya los enlatados y envasados congelados.)	4600	%	Frutas y vegetales frescos	4700	%	Café, té y especias (procesadas)	4800	%	Pan y productos de panadería y repostería	4820	%	Alimentos enlatados	4830	%	Materiales básicos para alimentos y bebidas	4840	%	Refrescos	4850	%	Otras especialidades en comestibles	4860	%	Granos y habichuelas	4900	%	Materiales plásticos y moldes básicos	5300	%	Sustancias químicas y productos análogos (No incluya productos agrícolas, productos plásticos, gases y petróleo.)	5330	%	Productos petroleros	5400	%	Gas fluido (excluya gases naturales)	5420	%	Cerveza	5600	%	Vinos y bebidas alcohólicas destiladas	5700	%	Pintura, materiales para pintar y papel para empapelar paredes	6000	%	Libros, revistas, periódicos y otros materiales impresos misceláneos	6100	%	Otros productos – Refiérase al listado que presenta las Líneas de Productos en la página 19 para especificar los tipos de productos y anotar los códigos.	Código			1) 076	9811	%		2) 077	9812	%		3) 078	9813	%	Ingresos por servicios prestados y costo de la mano de obra	9700	%	Ingresos misceláneos	9980	%	<b>TOTAL</b>	<b>9990</b>	<b>100</b> %
Válvulas y accesorios industriales	2380	%																																																																																																																
Materiales para soldar (No incluya gases.)	2440	%																																																																																																																
Medicinas, productos farmacéuticos, cosméticos y artículos de tocador	3500	%																																																																																																																
Ropa para hombres y jovencitos	3800	%																																																																																																																
Ropa para mujeres, niños y niñas	3900	%																																																																																																																
Calzado	4000	%																																																																																																																
Alimentos congelados, envasados	4100	%																																																																																																																
Productos lácteos (No incluya los deshidratados o enlatados.)	4200	%																																																																																																																
Aves y productos avícolas (No incluya los envasados congelados.)	4300	%																																																																																																																
Confitería	4400	%																																																																																																																
Pescados y mariscos (No incluya los enlatados y envasados congelados.)	4500	%																																																																																																																
Carnes y sus productos (No incluya los enlatados y envasados congelados.)	4600	%																																																																																																																
Frutas y vegetales frescos	4700	%																																																																																																																
Café, té y especias (procesadas)	4800	%																																																																																																																
Pan y productos de panadería y repostería	4820	%																																																																																																																
Alimentos enlatados	4830	%																																																																																																																
Materiales básicos para alimentos y bebidas	4840	%																																																																																																																
Refrescos	4850	%																																																																																																																
Otras especialidades en comestibles	4860	%																																																																																																																
Granos y habichuelas	4900	%																																																																																																																
Materiales plásticos y moldes básicos	5300	%																																																																																																																
Sustancias químicas y productos análogos (No incluya productos agrícolas, productos plásticos, gases y petróleo.)	5330	%																																																																																																																
Productos petroleros	5400	%																																																																																																																
Gas fluido (excluya gases naturales)	5420	%																																																																																																																
Cerveza	5600	%																																																																																																																
Vinos y bebidas alcohólicas destiladas	5700	%																																																																																																																
Pintura, materiales para pintar y papel para empapelar paredes	6000	%																																																																																																																
Libros, revistas, periódicos y otros materiales impresos misceláneos	6100	%																																																																																																																
Otros productos – Refiérase al listado que presenta las Líneas de Productos en la página 19 para especificar los tipos de productos y anotar los códigos.	Código																																																																																																																	
	1) 076	9811	%																																																																																																															
	2) 077	9812	%																																																																																																															
	3) 078	9813	%																																																																																																															
Ingresos por servicios prestados y costo de la mano de obra	9700	%																																																																																																																
Ingresos misceláneos	9980	%																																																																																																																
<b>TOTAL</b>	<b>9990</b>	<b>100</b> %																																																																																																																
<b>c. ¿Cuál fue el valor TOTAL de todos los inventarios en 1997?</b> AVISO – (Sólo para usuarios de LIFO) La suma de las líneas (1)(a), (1)(b) y (2) debe ser igual a la línea 15c.				<table border="1" style="width:100%; border-collapse: collapse;"> <thead> <tr> <th style="width: 30%;">Millo- nes</th> <th style="width: 10%;">Miles</th> <th style="width: 10%;">Dóla- res</th> </tr> </thead> <tbody> <tr> <td align="center">182</td> <td></td> <td></td> </tr> <tr> <td align="center">183</td> <td></td> <td></td> </tr> <tr> <td align="center">184</td> <td></td> <td></td> </tr> <tr> <td align="center">181</td> <td></td> <td></td> </tr> <tr> <td align="center">046</td> <td></td> <td></td> </tr> </tbody> </table>			Millo- nes	Miles	Dóla- res	182			183			184			181			046																																																																																												
Millo- nes	Miles	Dóla- res																																																																																																																
182																																																																																																																		
183																																																																																																																		
184																																																																																																																		
181																																																																																																																		
046																																																																																																																		
<b>Sección 16. ESPACIO UTILIZADO COMO ALMACEN</b> ¿Tenía usted almacén, depósitos de existencias o algún otro tipo de área de almacenaje de inventario el 31 de diciembre de 1997? 190 1 <input type="checkbox"/> SI – Indique el área de piso utilizable bajo techo. No incluya el espacio ocupado por paredes interiores, pasillos permanentes, ascensores, escaleras, oficinas, plataformas de carga, etc.				<table border="1" style="width:100%; border-collapse: collapse;"> <tr> <td style="width: 80%;">Pies cuadrados</td> <td align="center">191</td> </tr> </table>			Pies cuadrados	191																																																																																																										
Pies cuadrados	191																																																																																																																	
2 <input type="checkbox"/> NO				<b>Sección 17. LINEAS DE PRODUCTOS</b> ¿Cuál fue el porcentaje estimado del total de las ventas (sección 5) en 1997 correspondiente a cada línea de producto que usted indique para este establecimiento?																																																																																																														
Líneas de productos	Uso del censo	Por ciento de las ventas																																																																																																																
Automóviles, motocicletas, autobuses, vehículos de remolque para acampar y casas remolque ("mobile homes"), nuevas y usadas	100	102																																																																																																																
Piezas y materiales para automóviles (nuevos y reconstruidos)	0100	%																																																																																																																
Piezas, accesorios y equipo usado para automóviles	0200	%																																																																																																																
Llantas y cámaras de aire (tubos)	0300	%																																																																																																																
Muebles para el hogar y para el césped	0400	%																																																																																																																
Ropa de casa (manteles, sábanas, fundas para almohadas y toallas), artículos de uso doméstico y cortinas	0520	%																																																																																																																
Madera: sin cepillar, cepillada y terminada	0600	%																																																																																																																
Madera contrachapada (plywood) y productos de aserraderos	0620	%																																																																																																																
Ladrillo, piedra, azulejo, arena, bloque, cemento y gravilla	0700	%																																																																																																																
Equipo y artículos para la oficina	0900	%																																																																																																																
Materiales quirúrgicos, médicos y para hospitales	1000	%																																																																																																																
Equipo y aparatos eléctricos	1400	%																																																																																																																
Enseres eléctricos para el hogar	1500	%																																																																																																																
Piezas y equipo electrónico (excepto equipo de comunicación)	1600	%																																																																																																																
Ferretería (Incluya herramientas de mano motorizadas.)	1700	%																																																																																																																
Equipo y material de plomería y calefacción	1800	%																																																																																																																
Maquinaria, equipo y piezas de uso industrial general	2320	%																																																																																																																

**Parte C – COMERCIO AL DETAL**

**Sección 18. TIPO DE NEGOCIO – COMERCIO AL DETAL**

¿Cuál fue el tipo de negocio PRINCIPAL que se llevó a cabo en este establecimiento en 1997 (o la actividad por la cual su establecimiento es conocido al público o al comercio)?  
 Marque (X) UN solo encasillado.

- Materiales de construcción, ferretería, jardinería, casas remolque (mobile home)** 070
- Comerciante de madera y de otros materiales de construcción  5211
  - Comerciante mayorista de madera y de otros materiales de construcción  5031
  - Tienda detallista de pintura, cristal y papel para empapelar paredes  5231
  - Tienda mayorista de pintura, cristal y papel para empapelar paredes  5198
  - Ferretería  5251
  - Tienda detallista de plantas ornamentales y efectos para céspedes y jardines  5261

- Mercancía general**
- Tienda por departamentos  5311
  - Bazar o tienda de variedades  5331
  - Tienda de mercancía miscelánea  5399

- Comestibles**
- Colmado  5411
  - Supermercado  5412
  - "Cash and carry"  5413
  - Mercado de carne y pescado (mariscos) y frigorífico  5421
  - Tienda de frutas y mercado de vegetales  5431
  - Tienda de dulces, nueces y confitería  5441
  - Tienda de productos lácteos  5451
  - Panadería y repostería al detal  5461
  - Otro tipo de tienda de comestibles – *Especifique*  5499

- Agencias de automóviles y gasolineras**
- Agencia de vehículos de motor – autos nuevos y usados  5511
  - Agencia de vehículos de motor – autos usados únicamente  5521
  - Tienda de artículos para el auto y para el hogar  5531
  - Gasolinera  5541
  - Agencias que venden botes  5551
  - Agencia de vehículos de recreación  5561
  - Otro tipo de agencia para la venta de automóviles y aviones  5599

- Ropa y accesorios**
- Tienda de ropa y de artículos para jóvenes y caballeros  5611
  - Tienda de ropa (lista para el uso) para damas  5621
  - Tienda de accesorios y artículos especiales para damas  5632
  - Tienda de ropa para niños, niñas y bebés  5641
  - Tienda de ropa para la familia  5651
  - Tienda de calzado  5661
  - Otro tipo de tienda de ropa y accesorios – *Especifique*  5699

- Muebles, artículos y equipo para el hogar**
- Mueblería  5712
  - Tienda de alfombras y pisos  5713
  - Tienda de cortinas y tapicería  5714
  - Tienda de artículos misceláneos para el hogar  5719
  - Tienda de enseres para el hogar  5722
  - Tienda de radios, televisores y electrónica  5731
  - Tienda de computadoras y programas ("software") (vende principalmente al consumidor doméstico)  5734
  - Tienda de discos y cintas pregrabadas  5735
  - Tienda de instrumentos musicales  5736

**Sección 18. TIPO DE NEGOCIO – COMERCIO AL DETAL (Continuación)**

**Lugares para comer y beber**

- Lugar para comer 070
- Cafetería  5811
  - Restaurante (lugar de comer donde se provee menú completo con servicio de mozo)  5812
  - Lugar de refrigerio u otro lugar de comer donde se provee un menú limitado (hamburguesas, bistecs, pescado (mariscos), pollo, pizza, panqueques, etc.)  5814
  - Restaurante "fast food"  5815
  - Otro – *Especifique*  5816

- Lugar para comer que tiene 25 o más habitaciones de alojamiento  7015
- Lugar para beber (bar, "cocktail lounge," etc.)  5813

**Otras tiendas detallistas**

- Farmacia  5912
- Licorería  5921
- Tiendas de artículos deportivos y bicicletas  5941
- Librería  5942
- Tienda de artículos de escritorio (papelería)  5943
- Tienda de artículos escolares ("school supplies")  5943
- Joyería  5944
- Tienda de juguetes, juegos y artículos para "hobbies"  5945
- Tienda de cámaras y equipo fotográfico  5946
- Tienda de regalos, novedades y "souvenirs"  5947
- Tienda de maletas y artículos de cuero  5948
- Tienda de artículos de costura, bordado y telas  5949
- Detallista que no vende su mercancía en tiendas
  - Ventas por correo (ventas por catálogo)  5961
  - Máquinas que venden mercancía (cigarrillos, refrescos, etc.)  5962
  - Ventas de casa en casa o por teléfono (ventas directas)  5963
  - Distribuidor de combustible  5983
  - Distribuidor de gas fluido  5984
  - Floristería  5992
  - Cigarrería y quiosco para la venta de cigarrillos  5993
  - Distribuidor de periódicos y quiosco para la venta de periódicos  5994
  - Optica  5995
  - Otra – *Especifique*  5999

**Sección 19. ESPACIO BAJO TECHO**

¿Tuvo este establecimiento algún espacio bajo techo que se haya utilizado como tienda por departamento, de variedad, de alimentos o farmacia en 1997?

- 250  SI – Espacio TOTAL →
- Espacio bajo techo para VENTAS →
- 2  NO

Pies cuadrados
252
251

**Sección 20. NOMBRE DE LA FRANQUICIA**

¿Usó este establecimiento un nombre autorizado por una franquicia en 1997?

- 333  SI – ¿Opera o tiene derechos de propiedad sobre este establecimiento la franquicia? → 335
- 1  SI
- 2  NO

**Sección 21. CENTRO COMERCIAL**

¿Está este establecimiento localizado en un centro comercial o "mall"?

- 390  SI
- 2  NO

**Parte C – COMERCIO AL DETAL (Continuación)**

COMO INDICAR POR CIENTOS	Indique los porcentajes como números enteros <b>EJEMPLO:</b> Indique 38.76% como →	Por ciento	Sección 23. LINEAS DE MERCANCIA (Continuación)		
		<b>39</b> %	Líneas de mercancía	Uso del censo	Por ciento de las ventas
<b>Sección 22. CLASE DE CLIENTE</b> ¿Cuál fue el porcentaje del total de ventas (sección 5) en 1997 correspondiente a cada clase de cliente?					
		Por ciento			
a. Público en general		237 %	Muebles de sala, comedor y cuarto (excepto camas sueltas, catres, etc.)	230 <b>0344</b>	232 %
b. Otros		239 %	Otros tipos de muebles	<b>0345</b>	%
<b>Sección 23. LINEAS DE MERCANCIA</b> ¿Cuál fue el porcentaje estimado del total de las ventas (sección 5) de 1997 correspondiente a cada línea de mercancía que usted indique para este establecimiento?					
Líneas de mercancía	Uso del censo	Por ciento de las ventas			
Carne, pescado y aves	230 <b>0101</b>	%	Alfombras y pisos	<b>0360</b>	%
Frutas y vegetales frescos	<b>0102</b>	%	Equipo, accesorios y programas ("software") para computadoras del hogar y otro equipo y efectos de calcular	<b>0370</b>	%
Alimentos congelados	<b>0103</b>	%	Utensilios de cocina y artículos para el hogar	<b>0380</b>	%
Productos lácteos y alimentos análogos	<b>0104</b>	%	Prendas	<b>0400</b>	%
Productos de panadería y repostería, excepto los congelados	<b>0106</b>	%	Equipo y artículos de fotografía	<b>0440</b>	%
Otros tipos de alimentos, excluyendo comida para animales	<b>0114</b>	%	Artículos ópticos	<b>0490</b>	%
Comidas, meriendas, "sandwiches," bebidas no alcohólicas que generalmente se sirven para consumo en este establecimiento	<b>0120</b>	%	Artículos deportivos y trofeos	<b>0500</b>	%
Bebidas alcohólicas (servidas en este establecimiento.)	<b>0130</b>	%	Vehículos de recreo	<b>0580</b>	%
Licor, vino y cerveza envasados	<b>0140</b>	%	Ferretería, herramientas, artículos de plomería y artículos eléctricos	<b>0600</b>	%
Cigarros, cigarrillos, tabaco y artículos para fumadores (No incluya las ventas de máquinas que son propiedad de otros.)	<b>0150</b>	%	Equipo y artículos para el césped y el jardín, flores cortadas, plantas, arbustos, fertilizantes, etc.	<b>0620</b>	%
Medicinas recetadas despachadas por farmacéuticos	<b>0161</b>	%	Madera, productos de aserradero, materiales de construcción, equipo y materiales para la reparación y modernización del hogar	<b>0640</b>	%
Medicinas y vitaminas vendidas sin receta médica y otros productos para la salud y la belleza	<b>0162</b>	%	Pintura, artículos de pintura, vidrio y papel para empapelar paredes	<b>0670</b>	%
Jabones, detergentes y limpiadores para el hogar	<b>0180</b>	%	Casas remolques ("mobile homes")	<b>0680</b>	%
Productos de papel	<b>0190</b>	%	Automóviles, camionetas cerradas ("vans") y camiones nuevos	<b>0715</b>	%
Ropa para jovencitos y caballeros	<b>0200</b>	%	Automóviles, camionetas cerradas ("vans") y camiones usados	<b>0716</b>	%
Ropa para damas y jovencitas	<b>0220</b>	%	Otros vehículos de transporte motorizados	<b>0717</b>	%
Accesorios para damas	<b>0230</b>	%	Gasolina	<b>0721</b>	%
Calzado	<b>0260</b>	%	Combustible diesel	<b>0725</b>	%
Artículos de costura, tejido y bordado	<b>0270</b>	%	Otros combustibles para automóviles	<b>0726</b>	%
Cortinas, persianas, persianas venecianas ("venetian blinds"), fundas (de muebles), toallas, sábanas, frisas, manteles, etc.	<b>0280</b>	%	Lubricantes para automóviles (aceites, grasa, etc.)	<b>0730</b>	%
Enseres eléctricos grandes para el hogar	<b>0300</b>	%	Llantas, cámaras de aire (tubos), baterías, accesorios y piezas para automóviles	<b>0740</b>	%
Enseres eléctricos pequeños	<b>0310</b>	%	Combustibles para el hogar	<b>0780</b>	%
Televisores, "videocassetes," cinta de video, etc.	<b>0320</b>	%	Toda otra mercancía		
Equipo de sonido, instrumentos y artículos musicales	<b>0330</b>	%	<i>Si las ventas de mercancía en esta línea sobrepasan el 5% del total, especifique las líneas principales de mercancía y el por ciento de las ventas estimadas en las próximas líneas</i>	<b>9810</b>	%
Muebles y efectos para dormir	<b>0343</b>	%	1) 076	<b>9811</b>	%
			2) 077	<b>9812</b>	%
			3) 078	<b>9813</b>	%
			Ingresos no relacionados con mercancía, recibidos de clientes	<b>9900</b>	%
			<b>TOTAL</b>	<b>9990</b>	<b>100</b> %

**PASE A LA PARTE H, PAGINA 18 Y LLENE EL RESTO DEL CUESTIONARIO**

## Parte D – SERVICIOS

### Sección 24. TIPO DE NEGOCIO – SERVICIOS

**¿Cuál fue el tipo de negocio PRINCIPAL que se llevó a cabo en este establecimiento en 1997 (o la actividad por la cual su establecimiento es conocido al público o al comercio)?**  
*Marque (X) UN solo encasillado.*

#### Agencias de viajes y otros servicios relacionados con el transporte de pasajeros

070

- Agencia de viaje . . . . .  4724
- Operador de excursiones . . . . .  4725
- Otros servicios relacionados con el transporte de pasajeros . . . . .  4729

#### Servicios personales

- Lavandería para la familia y para uso comercial . . . . .  7211
- Planchado de ropa y agentes de lavandería . . . . .  7212
- Lavado y suministro de sábanas, toallas y uniformes . . . . .  7213
- Lavanderías y "dry cleaners" de máquinas activadas por monedas . . . . .  7215
- Planta de "dry cleaning" excepto limpieza de alfombras . . . . .  7216
- Limpieza de alfombras y tapicería . . . . .  7217
- Lavandería industrial . . . . .  7218
- Otros servicios de lavado de ropa, incluyendo lavado a mano – *Especifique* . . . . .  7219

- 
- Estudio fotográfico, retratos . . . . .  7221
  - Salón de belleza . . . . .  7231
  - Barbería . . . . .  7241
  - Zapaterías y salones de limpiabotas . . . . .  7251
  - Servicios funerarios y crematorio . . . . .  7261
  - Servicios de preparación de planillas de contribución sobre ingresos . . . . .  7291
  - Otros servicios personales – *Especifique* . . . . .  7299

#### Servicios comerciales

- Agencia publicitaria . . . . .  7311
- Servicios de rótulos de publicidad (incluyendo carteles y carteleras) . . . . .  7312
- Representante publicitario de radio, televisión y editor . . . . .  7313
- Otros servicios publicitarios (excepto agencias) – *Especifique* . . . . .  7319

- 
- Agencia de cobros y ajustes . . . . .  7322
  - Agencia que proporciona información sobre el crédito . . . . .  7323
  - Servicios de publicidad por correspondencia . . . . .  7331
  - Servicios de reproducción y fotocopia . . . . .  7334
  - Fotografía comercial . . . . .  7335
  - Arte comercial y diseño gráfico . . . . .  7336
  - Servicios secretariales y de relator de cortes . . . . .  7338
  - Servicios de desinfección y exterminación . . . . .  7342
  - Servicios de limpieza y mantenimiento . . . . .  7349
  - Alquiler y arrendamiento de equipo médico . . . . .  7352
  - Alquiler y arrendamiento de equipo pesado de construcción y de remover tierra . . . . .  7353
  - Otro alquiler y arrendamiento de equipo (excepto computadoras o automóviles) . . . . .  7359
  - Agencia de empleo . . . . .  7361
  - Servicio para el suministro de ayuda temporera . . . . .  7363
  - Servicios de programación de computadora . . . . .  7371

### Sección 24. TIPO DE NEGOCIO – SERVICIOS (Continuación)

#### Servicios comerciales (Continuación)

070

- Programas ("software") de computadora pre-empacados . . . . .  7372
- Diseño de sistemas integrados de computadoras . . . . .  7373
- Servicio de procesamiento de datos . . . . .  7374
- Servicios de acceso a información . . . . .  7375
- Servicios gerenciales de computadora . . . . .  7376
- Alquiler y arrendamiento de computadoras . . . . .  7377
- Mantenimiento y reparación de computadoras . . . . .  7378
- Servicios relacionados con computadoras . . . . .  7379
- Servicios de detectives, de protección y de carro blindado . . . . .  7381
- Servicios de sistemas de seguridad . . . . .  7382
- Sindicatos de prensa . . . . .  7383
- Laboratorios de revelado de fotografía . . . . .  7384
- Otros servicios comerciales – *Especifique* . . . . .  7389

#### Reparación y servicios automovilísticos

- Alquiler y arrendamiento de camiones sin chofer . . . . .  7513
- Alquiler de automóviles de pasajeros . . . . .  7514
- Arrendamiento de automóviles de pasajeros . . . . .  7515
- Alquiler de remolques y de vehículos de recreo . . . . .  7519
- Estacionamiento de automóviles . . . . .  7521
- Taller de capota, carrocería, tapicería y pintura . . . . .  7532
- Taller de reparación de sistemas de escape . . . . .  7533
- Taller de reparación y recauchamiento . . . . .  7534
- Taller de reemplazo de cristales de automóviles . . . . .  7536
- Taller de reparación de transmisiones . . . . .  7537
- Taller de reparación general . . . . .  7538
- Otros talleres de reparación de automóviles – *Especifique* . . . . .  7539

- 
- Lavado de carros . . . . .  7542
  - Otros servicios automovilísticos – *Especifique* . . . . .  7549

#### Otros servicios de reparación

- Reparación de radios y televisores . . . . .  7622
- Talleres de reparación y servicio de neveras y acondicionadores de aire . . . . .  7623
- Talleres de reparación eléctrica y electrónica (excepto reparación de computadoras) . . . . .  7629
- Reparación de relojes y prendas . . . . .  7631
- Tapizado y reparación de muebles . . . . .  7641
- Reparación de soldadura . . . . .  7692
- Talleres que se dedican a la reconstrucción o reparación de motores eléctricos . . . . .  7694
- Otros servicios de reparación incluyendo servicios de limpieza de alcantarillas y tanques o pozos sépticos – *Especifique* . . . . .  7699

#### Películas cinematográficas

- Películas cinematográficas y producción de videos . . . . .  7812
- Servicios análogos a la producción de películas . . . . .  7819
- Distribución de películas y cintas . . . . .  7822
- Servicios relacionados a la distribución de películas cinematográficas . . . . .  7829
- Teatros y cines, excepto teatros al aire libre . . . . .  7832
- Alquiler de películas de video . . . . .  7841

**Parte D – SERVICIOS (Continuación)**

**Sección 24. TIPO DE NEGOCIO – SERVICIOS (Continuación)**

- Servicios de entretenimiento y recreación, excepto películas cinematográficas** 070
- Estudio, escuela y salón de baile . . . . .  7911
  - Productor y servicios de teatro . . . . .  7922
  - Banda musical, orquesta, artistas y otros grupos artísticos que no son de teatro . . . . .  7929
  - Bolera . . . . .  7933
  - Club deportivo comercial, empresario y promotor deportivo . . . . .  7941
  - Carreras, incluyendo actividades relacionadas con carreras de caballos, perros, motocicletas y autos . . . . .  7948
  - Gimnasio . . . . .  7991
  - Campo de golf público . . . . .  7992
  - Máquinas de entretenimiento operadas por moneda . . . . .  7993
  - Agencia de lotería (excepto hípica) . . . . .  7994
  - Agencia hípica . . . . .  7995
  - Parque de diversión . . . . .  7996
  - Club deportivo y de recreación para miembros . . . . .  7997
  - Gallera . . . . .  7998
  - Otros servicios de entretenimiento y recreación – *Especifique* . . . . .  7999

- Laboratorios médicos y dentales**
- Laboratorio dental . . . . .  8072
  - Otros servicios médicos y dentales – *Especifique* . . . . .  8021

- Servicios legales**
- Servicios legales . . . . .  8111
  - Sociedad de asistencia legal (u otros servicios legales no lucrativos) – *Especifique* . . . . .  9002

- Museos, galerías de arte y jardines botánicos y zoológicos**
- Museos y galerías de arte . . . . .  8412
  - Jardines botánicos y zoológicos . . . . .  8422

- Ingeniería, arquitectura, agrimensura, investigación, gerencia y servicios análogos**
- Servicios de ingeniería . . . . .  8711
  - Servicios de arquitectura . . . . .  8712
  - Servicios de agrimensura . . . . .  8713
  - Investigación comercial, física y biológica . . . . .  8731
  - Investigación comercial, económica, sociológica y educacional . . . . .  8732
  - Laboratorio de pruebas comerciales . . . . .  8734
  - Servicios gerenciales . . . . .  8741
  - Servicios de consultoría gerencial . . . . .  8742
  - Servicios de relaciones públicas . . . . .  8743
  - Servicios de apoyo administrativo . . . . .  8744
  - Otros servicios de consultoría comercial – *Especifique* . . . . .  8748
- Otro tipo de servicios – *Especifique* . . . . .  8999

COMO INDICAR POR CIENTOS Indique los porcentajes como números enteros  
**EJEMPLO:** Indique 38.76% como **39** %

**Sección 25. VENTAS DE MERCANCIA**

**a. ¿Vendió este establecimiento alguna mercancía directamente al consumidor, independientemente de los servicios proporcionados en 1997?**

- 371 1  SI – Complete la sección 25b a continuación
- 2  NO – Pase a la sección 26

**b. ¿Cuál fue el porcentaje estimado del total de los ingresos recibidos (sección 5) en 1997 correspondiente a la venta de dicha mercancía? Si es más del 50 por ciento, describa el tipo de mercancía vendida a continuación en COMENTARIOS.**

Por ciento
372
%

**Sección 26. CENTRO COMERCIAL**

**¿Está este establecimiento localizado en un centro comercial o "mall"?**

- 390 1  SI
- 2  NO

**COMENTARIOS**

**PASE A LA PARTE H, PAGINA 18  
Y LLENE EL RESTO DEL CUESTIONARIO**

## Parte E - HOTELES, MOTELES Y OTROS LUGARES DE ALOJAMIENTO

### Sección 27. TIPO DE NEGOCIO – HOTELES, MOTELES Y OTROS LUGARES DE ALOJAMIENTO

¿Cuál fue el tipo de negocio PRINCIPAL que se llevó a cabo en este establecimiento en 1997 (o la actividad por la cual su establecimiento es conocido al público o al comercio)? Marque (X) UN solo encasillado.

#### Hoteles, moteles y casas de huéspedes

- 070
- Hotel de 100 o más habitaciones . . . . .  7011
- Hotel de 25 a 99 habitaciones . . . . .  7012
- Hotel de menos de 25 habitaciones . . . . .  7013
- Hotel recreacional (villas turísticas y paradores) . . . . .  7014
- Motel . . . . .  7015
- Casas de huéspedes . . . . .  7016
- Hotel de una organización o casa de alojamiento con habitaciones disponibles al público en general . . . . .  7041

#### Otros lugares de alojamiento

- Campamento de deportes o recreación – *Especifique* . . . . .  7032
- \_\_\_\_\_
- Parques para remolques y áreas para acampar (transeúntes) . . . . .  7033
- Parque residencial para casas remolques ("mobile homes") . . . . .  6515
- Campamento diurno para niños . . . . .  7999

}

Pase a la parte H, página 18

#### Otro tipo de actividad u operación

- Restaurante, incluyendo –
- Hotel de 100 o más habitaciones . . . . .  7018
- Hotel de 25 a 99 habitaciones . . . . .  7019
- Motel de 25 o más habitaciones . . . . .  7015
- Menos de 25 habitaciones . . . . .  5812
- Otro tipo de actividad – *Especifique* . . . . .  7099
- \_\_\_\_\_

COMO INDICAR POR CIENTOS

Indique los porcentajes como números enteros

**EJEMPLO:** Indique 38.76% como →

Por ciento

**39** %

### Sección 28. FUENTE DE INGRESOS

Los ingresos deben ser declarados como un por ciento del total de los ingresos (sección 5) de 1997.

No incluya impuestos sobre el alquiler de unidades de alojamiento u otros impuestos recibidos de los clientes.

#### a. Ingresos recibidos de los clientes

¿Cuál fue el porcentaje estimado de las ventas e ingresos recibidos de los clientes en 1997 correspondiente a las siguientes fuentes de ingreso? (No incluya los ingresos recibidos de máquinas activadas por moneda que otros negocios administran en este local.)

(1) Alquiler de habitaciones o de unidades de alojamiento (Si las comidas están incluidas como parte de la tarifa de la habitación, estime el porcentaje correspondiente a comidas en la línea a(3).)	Uso del censo	Por ciento
	400	402
	<b>0010</b>	%
(2) Ingresos correspondiente a actividades de casino	<b>0040</b>	%
(3) Venta de comidas y bebidas no alcohólicas	<b>0120</b>	%
(4) Venta de bebidas alcohólicas para consumo en el local	<b>0130</b>	%
(5) Venta de licor, vino o cerveza empacados	<b>0140</b>	%
(6) Venta de otra mercancía	<b>9800</b>	%
(7) Todos los otros ingresos recibidos de clientes (Incluya ingresos por el alquiler de salones de baile, salas de convenciones, uso de lavanderías y otros servicios.)	<b>9980</b>	%
<b>(8) TOTAL</b> (La suma de las líneas (1) hasta la (7) debe ser igual a 100%)	<b>9990</b>	<b>100</b> %

#### b. Ingresos recibidos de otras fuentes

¿Recibió este establecimiento - en sus actividades comerciales - otros ingresos que NO fueran de parte de clientes? (Incluya ingresos correspondientes a alquiler y comisiones recibidos de operarios de departamentos arrendados, concesiones y tiendas, y máquinas operadas por monedas.)

378	1 <input type="checkbox"/> SI	– ¿Cuál fue la cantidad? →	379	Millo- nes	Miles	Dóla- res
	2 <input type="checkbox"/> NO					

### Sección 29. VOLUMEN Y TIPO DE ALOJAMIENTO

a. ¿Cuál fue el número de habitaciones o unidades de alojamiento para alquilar principalmente a huéspedes transeúntes el 31 de diciembre de 1997? (El número de habitaciones o unidades de alojamiento se compone del número de unidades que pueden ser alquiladas como unidades individuales. Las "suites" o grupo de habitaciones que no se pueden subdividir deben contarse como una sola unidad.)

Número al 31 de diciembre de 1997
381

b. ¿Fueron los ingresos por concepto de alquiler de habitaciones o unidades de alojamiento principalmente (más de la mitad), de huéspedes transeúntes?

- 383 1  SI  
2  NO

### Sección 30. LEY DE INCENTIVOS TURISTICOS DE PUERTO RICO

¿Estuvo este establecimiento acogido a la Ley de Incentivos Turísticos de Puerto Rico en 1997?

- 385 1  SI  
2  NO

**PASE A LA PARTE H, PAGINA 18  
Y LLENE EL RESTO DEL CUESTIONARIO**

## Parte F - MANUFACTURA

### Sección 31 TIPO DE ACTIVIDAD – MANUFACTURA

**¿Cuál fue el tipo de actividad manufacturera PRINCIPAL que se llevó a cabo en este establecimiento en 1997 (o la actividad por la cual el establecimiento es conocido al público o al comercio)? Marque (X) UN solo encasillado.**

#### Alimentos y productos análogos

- Planta para la matanza y preparación de carnes, excepto aves y conejos . . . . .  2011
- Salchichas y otras carnes preparadas de materiales comprados . . . . .  2013
- Planta para la matanza y preparación de aves o conejos . . . . .  2015
- Queso natural y procesado . . . . .  2022
- Helados y postres congelados, excepto productos congelados de repostería . . . . .  2024
- Leche líquida y crema . . . . .  2026
- Otros productos lácteos – *Especifique* . . . . .  2029

- Productos especializados enlatados tales como comidas para bebé y sopas, excepto mariscos . . . . .  2032
- Frutas, vegetales, conservas, mermeladas y jaleas enlatadas . . . . .  2033
- Alimentos congelados y en conserva – *Especifique* . . . . .  2038

- Alimento preparado e ingredientes de alimentos para animales y aves, excepto perros y gatos . . . . .  2048
- Otros productos de molinos de granos – *Especifique* . . . . .  2049

- Pan y otros productos de panadería . . . . .  2051
- Galletas y galletitas . . . . .  2052
- Productos de panadería congelados, excepto pan . . . . .  2053
- Dulces y otros productos de confitería, incluyendo dulces de chocolate . . . . .  2064
- Otros productos de confitería, maníes y nueces – *Especifique* . . . . .  2069

- Aceites y grasas comestibles – *Especifique* . . . . .  2079

- Licores destilados y mezclados . . . . .  2085
- Refrescos embotellados y enlatados . . . . .  2086
- Extractos y emulsiones para dar sabor . . . . .  2087
- Otro tipo de bebida – *Especifique* . . . . .  2089

- Pescados y mariscos enlatados y curados . . . . .  2091
- Café tostado, concentrados y extractos de café . . . . .  2095
- Hielo manufacturado . . . . .  2097
- Otros alimentos preparados y productos análogos – *Especifique* . . . . .  2099

#### Productos de tabaco

- Cigarros . . . . .  2121
- Otros productos de tabaco – *Especifique* . . . . .  2129

### Sección 31. TIPO DE ACTIVIDAD – MANUFACTURA (Continuación)

#### Productos textiles

070

- Fábrica de ropa tejida para uso exterior, tales como abrigos y sudaderas . . . . .  2253
- Telas, alfombras, hilaza e hilo y otros productos de fábricas de tejido – *Especifique* . . . . .  2299

#### Ropa y otros productos terminados hechos de tela y materiales similares

- Gabanes y abrigos para hombres y jovencitos . . . . .  2311
- Camisas para hombres y jovencitos . . . . .  2321
- Ropa interior y ropa de dormir para hombres y jovencitos . . . . .  2322
- Pantalones para hombres y jovencitos . . . . .  2325
- Ropa de trabajo para hombres y jovencitos . . . . .  2326
- Otras prendas de vestir y accesorios para hombres y jovencitos – *Especifique* . . . . .  2329

- Blusas y camisas para señoras y señoritas . . . . .  2331
- Vestidos para señoras y señoritas . . . . .  2335
- Otras prendas de vestir de uso externo para señoras y señoritas – *Especifique* . . . . .  2339

- Ropa interior y de dormir para damas y niños . . . . .  2341
- Sostenes, fajas y prendas de vestir análogas . . . . .  2342
- Vestidos, blusas y camisas para niñas y niños . . . . .  2361
- Otras ropas de niñas y niños para uso externo . . . . .  2369
- Cortinas . . . . .  2391
- Artículos para el hogar . . . . .  2392
- Plisados y bordados . . . . .  2395
- Adornos para automóviles y para ropa . . . . .  2396
- Otra ropa y artículos terminados – *Especifique* . . . . .  2399

#### Madera y productos de madera, excepto muebles

- Aserraderos, tablas para pisos y otros productos especiales de aserraderos – *Especifique* . . . . .  2429

- Taller de productos de madera cubiertos con materiales de metal y plástico . . . . .  2431
- Gabinets de cocina y tocadores de baño de madera . . . . .  2434
- Madera dura y blanda enchapada y contrachapada y estructuras de madera – *Especifique* . . . . .  2439

- Paletas y rampas de madera o de metal y madera . . . . .  2448
- Otros envases de madera – *Especifique* . . . . .  2449

- Preservación de madera . . . . .  2491
- Otros productos de madera – *Especifique* . . . . .  2499



## Parte F - MANUFACTURA (Continuación)

### Sección 31. TIPO DE ACTIVIDAD – MANUFACTURA (Continuación)

#### Muebles y accesorios

- 070
- Muebles de madera, excepto tapizados, para el hogar . . .  2511
- Muebles de madera tapizados para el hogar . . . . .  2512
- Muebles de metal para el hogar . . . . .  2514
- Colchones, bases y camas convertibles . . . . .  2515
- Otros muebles para el hogar – *Especifique* . . . . .  2519

- 
- Muebles de oficina hechos en madera y otros  
muebles de oficina – *Especifique* . . . . .  2529

- 
- Muebles para edificios públicos y otros muebles análogos . .  2531
- Estantes, armarios y accesorios de madera  
para tiendas . . . . .  2541
- Accesorios para oficinas y tiendas, excepto  
de madera . . . . .  2542
- Persianas, toldos de metal, varas y varillas para cortinas . .  2591
- Otros muebles y accesorios – *Especifique* . . . . .  2599

#### Papel y productos análogos

- Fábrica de papel . . . . .  2621
- Fábrica de cartón . . . . .  2631
- Cajas de cartón desarmadas . . . . .  2652
- Cajas de cartón corrugado y de fibra sólida . . . . .  2653
- Cajas de cartón dobladas . . . . .  2657
- Otros envases y cajas de cartón – *Especifique* . . . . .  2659

- 
- Bolsas de papel revestido, de plástico y de aluminio . . . .  2673
- Otros productos de papel y productos  
análogos – *Especifique* . . . . .  2679

#### Impresos, publicaciones e industrias análogas

- Periódicos: publicación o publicación e impresión . . . . .  2711
- Revistas: publicación o publicación e impresión . . . . .  2721
- Libros y folletos: publicación o publicación e impresión . .  2731
- Actividades misceláneas de publicaciones . . . . .  2741
- Impresos comerciales, litográficos . . . . .  2752
- Impresos comerciales, fotograbado . . . . .  2754
- Otros impresos comerciales . . . . .  2759
- Reproducción de formularios . . . . .  2761
- Otras publicaciones e impresos – *Especifique* . . . . .  2799

#### Productos químicos y productos análogos

- Gases industriales y otros productos químicos  
inorgánicos – *Especifique* . . . . .  2819

### Sección 31. TIPO DE ACTIVIDAD – MANUFACTURA (Continuación)

#### Productos químicos y productos análogos (Continuación)

- 070
- Materiales plásticos y resinas . . . . .  2821
- Otros materiales sintéticos y fibras fabricadas,  
excepto vidrio – *Especifique* . . . . .  2829

- 
- Productos químicos medicinales y botánicos . . . . .  2833
- Preparados farmacéuticos para uso veterinario  
y de seres humanos . . . . .  2834
- Sustancias para diagnósticos . . . . .  2835
- Jabón y otros detergentes . . . . .  2841
- Lustradores y productos sanitarios . . . . .  2842
- Agentes limpiadores para superficies . . . . .  2843
- Perfumes, cosméticos y artículos de tocador . . . . .  2844
- Pinturas y productos análogos . . . . .  2851
- Adhesivos y selladores . . . . .  2891
- Otros químicos y preparados químicos – *Especifique* . . . .  2899

#### Refinados de petróleo e industrias análogas

- Productos de petróleo refinado, incluyendo gasolina  
y aceite . . . . .  2911
- Mezcla para la pavimentación de asfalto y bloques . . . . .  2951
- Otros productos de petróleo y carbón – *Especifique* . . . .  2999

#### Productos de goma y de plásticos misceláneos

- Hojas y planchas laminadas en plástico . . . . .  3083
- Botellas plásticas . . . . .  3085
- Otros productos de goma y de plásticos – *Especifique* . . .  3089

#### Cuero y productos de cuero

- Calzado para hombres, excepto atlético . . . . .  3143
- Carteras y bolsas de mujer . . . . .  3171
- Artículos de cuero de uso personal excepto  
carteras y bolsas de mujer . . . . .  3172
- Otros cueros y productos de cuero – *Especifique* . . . . .  3199

#### Productos de piedra, barro, vidrio y concreto

- Productos de vidrio hechos de vidrio comprado . . . . .  3231
- Bloques y ladrillos de hormigón . . . . .  3271
- Productos de hormigón, excepto bloques y ladrillos . . . .  3272
- Hormigón preparado . . . . .  3273
- Piedra cortada y productos de piedra . . . . .  3281
- Otros productos de vidrio, cemento hidráulico, arcilla,  
barro, yeso, cal, abrasivos, asbestos y productos  
minerales no metálicos – *Especifique* . . . . .  3299

## Parte F – MANUFACTURA (Continuación)

### Sección 31. TIPO DE ACTIVIDAD – MANUFACTURA (Continuación)

#### Industrias de metales primarios

- 070
- Alambres, clavos y púas de acero . . . . .  3315
- Fundición de hierro y acero, metales no ferrosos  
y otras industrias de productos de metales  
primarios – *Especifique* . . . . .  3399

#### Fabricación de productos metálicos

- Latas de metal . . . . .  3411
- Equipo de calefacción, excepto eléctrico . . . . .  3433
- Fabricación de metal para estructuras . . . . .  3441
- Puertas, bastidores y molduras de metal . . . . .  3442
- Planchas de metal fabricado (talleres de calderas) . . . . .  3443
- Láminas de metal . . . . .  3444
- Trabajos de metal para arquitectura y decoración . . . . .  3446
- Otros trabajos de metal para estructuras – *Especifique* . . . . .  3449

- Productos de máquinas de tornillos . . . . .  3451
- Tornillos, tuercas, remaches, cerrojos y arandelas . . . . .  3452
- Otros metales moldeados – *Especifique* . . . . .  3469

- Galvanizado y pulido de metales . . . . .  3471
- Productos misceláneos de alambre . . . . .  3496
- Otros productos de metal – *Especifique* . . . . .  3499

#### Maquinaria industrial y comercial y equipo de computadoras

- Troqueles, herramientas, plantillas y accesorios . . . . .  3544
- Otra maquinaria y equipo para trabajo en metal –  
*Especifique* . . . . .  3549

- Computadoras electrónicas . . . . .  3571
- Equipo periférico de computadoras, incluyendo  
impresor, "plotter" y monitores para gráficas . . . . .  3577
- Otro equipo de oficina, incluyendo calculadoras y  
terminales y mecanismos para el almacenamiento  
de datos en computadora – *Especifique* . . . . .  3579

- Equipo de refrigeración (aire acondicionado)  
y calefacción . . . . .  3585
- Otra maquinaria comercial e industrial y equipo de  
computadoras – *Especifique* . . . . .  3599

### Sección 31. TIPO DE ACTIVIDAD – MANUFACTURA (Continuación)

#### Equipos y componentes electrónicos y eléctricos, excepto equipo de computadoras

070

- Generadores, distribuidores y transformadores  
especializados . . . . .  3612
- Dispositivos y cuadros de distribución . . . . .  3613
- Otros aparatos eléctricos industriales – *Especifique* . . . . .  3629

- Enseres para el hogar – *Especifique* . . . . .  3639

- Dispositivos de alambrado conductores de corriente . . . . .  3643
- Otro equipo eléctrico para alumbrado y  
alambrado – *Especifique* . . . . .  3648

- Equipo telefónico y telegráfico . . . . .  3661
- Radio, televisión y otros equipos de comunicación –  
*Especifique* . . . . .  3669

- Tablero de circuito impreso . . . . .  3672
- Bobinas, transformadores y conductores electrónicos . . . . .  3677
- Otros equipos y componentes eléctricos y  
electrónicos – *Especifique* . . . . .  3679

#### Equipo de transportación

- Piezas y accesorios para vehículos de motor . . . . .  3714
- Vehículos de motor y equipo de vehículos de  
motor – *Especifique* . . . . .  3719

- Construcción y reparación de botes . . . . .  3732
- Aviones, barcos y otros medios de transportación; piezas,  
equipo y reparación – *Especifique* . . . . .  3799

#### Instrumentos de medida, análisis y control; artículos fotográficos, médicos y ópticos; relojes

- Instrumentos para medir la corriente eléctrica . . . . .  3825
- Equipo e instrumentos quirúrgicos, médicos y  
de veterinaria . . . . .  3841
- Utensilios y suministros ortopédicos, prostéticos y  
quirúrgicos . . . . .  3842
- Equipo y suministros dentales, aparatos radiográficos, de  
irradiación, electromédicos y electroterapéutico –  
*Especifique* . . . . .  3849

- Artículos oftálmicos (lentes de contacto, espejuelos y  
gafas de sol) . . . . .  3851

- Otros instrumentos de medida, análisis y control; artículos  
fotográficos y ópticos; relojes – *Especifique* . . . . .  3879

**Parte F – MANUFACTURA (Continuación)**

**Sección 31. TIPO DE ACTIVIDAD – MANUFACTURA (Continuación)**

**Industrias manufactureras misceláneas** 070

Joyería, metales preciosos . . . . .  3911

Artículos de plata y electroplata . . . . .  3914

Materiales para joyeros y trabajo lapidario . . . . .  3915

Joyería de fantasía y novedades de fantasía . . . . .  3961

Cierres, botones, agujas y alfileres . . . . .  3965

Rótulos y especialidades publicitarias . . . . .  3993

Otras industrias manufactureras – *Especifique* . . . . .  3999

**Sección 32. EMBARQUES Y OTROS INGRESOS**

	Millo- nes	Miles	Dóla- res
<b>a. ¿Cuál fue el VALOR DE LOS EMBARQUES de productos hechos en este establecimiento en 1997?</b> (Incluya las transferencias entre plantas.)	601		
<b>b. ¿Cuáles fueron los ingresos de TRABAJO POR CONTRATO hecho para clientes con los materiales de los mismos clientes?</b> (Describe los productos en los que trabajó y el tipo de trabajo hecho.)	602		
<b>c. ¿Cuáles fueron los INGRESOS MISCELÁNEOS por –</b>	603		
<b>(1) Ventas de desperdicios y desechos?</b>			
<b>(2) Otros ingresos misceláneos (Incluyendo ingresos por trabajos de reparación, etc.)?</b>	604		
<b>d. ¿Cuáles fueron los ingresos por REVENTAS, i.e., ventas de productos comprados y revendidos sin elaboración, manufactura o montaje adicional en este establecimiento?</b>	605		

**Sección 33. EMPLEO Y HORAS TRABAJADAS**

	Número de empleados
<b>a. ¿Cuántos TRABAJADORES DE PRODUCCION fueron empleados en 1997 durante el periodo de pago que incluyó el 12 de cada mes indicado a continuación?</b> (Incluya empleados permanentes o temporeros, de jornada completa o parcial.)	610
<b>(1) Marzo</b>	611
<b>(2) Mayo</b>	612
<b>(3) Agosto</b>	613
<b>(4) Noviembre</b>	615
<b>b. ¿Cuántos fueron los otros empleados que trabajaron durante el periodo de pago que incluyó el 12 de marzo?</b>	616
<b>c. ¿Cuántas horas fueron trabajadas por los TRABAJADORES DE PRODUCCION, por trimestre?</b>	Horas trabajadas
<b>(1) Enero a marzo</b>	617
<b>(2) Abril a junio</b>	618
<b>(3) Julio a septiembre</b>	619
<b>(4) Octubre a diciembre</b>	620
<b>(5) TOTAL de horas trabajadas</b> (Suma de las líneas (1) hasta la (4))	

**Sección 34. NOMINA**

**¿Cuál fue la nómina anual, antes de las deducciones, para este establecimiento en 1997?**

	Millo- nes	Miles	Dóla- res
<b>a. Trabajadores de producción</b>	625		
<b>b. Todos los otros empleados</b>	626		

**Sección 35. COSTOS ESCOGIDOS**

**¿Cuál fue el costo para este establecimiento en 1997 por concepto de materiales y servicios usados?**

	Millo- nes	Miles	Dóla- res
<b>a. Electricidad</b>	630		
<b>b. Combustibles usados para calefacción o energía</b>	631		
<b>(1) Gas natural</b>	632		
<b>c. Labor contratada para la producción</b>	633		
<b>d. Trabajos bajo contrato y labor que no es de producción realizados para usted por otros</b>	634		
<b>e. Artículos comprados y revendidos en la misma condición</b>	635		
<b>f. Materiales, piezas, componentes, envases, etc.</b>			

**Sección 36. INVENTARIOS**

**a. ¿Tuvo inventarios al final de 1996 ó 1997?**

636 1  SI – Continúe en la sección 36b  
2  NO – Pase a la sección 37

**b. ¿En este establecimiento, están los inventarios sujetos al método de valoración de últimas entradas, primeras salidas (LIFO)?**

637 1  SI – Complete el resto de esta sección  
2  NO – Pase a la sección 36c

	FINES DE 1997			FINES DE 1996		
	Millo- nes	Miles	Dóla- res	Millo- nes	Miles	Dóla- res
<b>(1) Cantidad sujeta al método de costo LIFO (bruto)</b>	638			639		
<b>(a) Cantidad de la reserva LIFO</b>	640			641		
<b>(b) Valor LIFO de la línea (1) (neto)</b>	642			643		
<b>(2) Cantidad no sujeta al método de costo LIFO</b>	644			645		

**c. ¿Cuál fue el valor TOTAL de todos los inventarios al finalizar los años 1996 y 1997?**

	FINES DE 1997			FINES DE 1996		
	Millo- nes	Miles	Dóla- res	Millo- nes	Miles	Dóla- res
<b>(1) Materiales, suministros, etc.</b>	646			647		
<b>(2) Trabajo en proceso</b>	648			649		
<b>(3) Productos terminados</b>	650			651		
<b>(4) TOTAL de los inventarios (Suma de las líneas (1) hasta la (3))</b>	652			653		

**AVISO –** (Sólo para usuarios de LIFO) La suma de las líneas b(1)(a), b(1)(b) y b(2) debe ser igual a la línea c(4).

**Parte F – MANUFACTURA (Continuación)**

<b>Sección 37. DESEMBOLSOS DE CAPITAL</b>	Millo- nes	Miles	Dóla- res
<b>a. ¿Cuáles fueron los desembolsos de capital por edificios y maquinaria USADA en 1997</b> (excluyendo terreno)? (Desembolsos de capital nuevos NO deben ser incluidos en la sección 37a, pero deben ser indicados a continuación en la sección 37b.)	655		
<b>b. ¿Cuáles fueron los desembolsos de capital por edificios y maquinaria NUEVA?</b> (1) Edificios y otras estructuras (Excluya el terreno.)	656		
(2) Maquinaria y equipo	657		

**Sección 38. VALOR DE LOS PRODUCTOS EMBARCADOS Y TRABAJO POR CONTRATO REALIZADO SEGUN LA LOCALIZACION DEL CLIENTE**  
**¿Cuál fue el valor total en dólares por concepto de productos hechos y trabajo por contrato realizado en 1997 para clientes en cada una de las siguientes localizaciones?**

Localización del cliente  (1)	Valor de los productos embarcados (2)			Valor del trabajo por contrato (3)		
	Millo- nes	Miles	Dóla- res	Millo- nes	Miles	Dóla- res
<b>a.</b> EE.UU. y territorios (No incluya Puerto Rico y las Islas Vírgenes.)	659			660		
<b>b.</b> Islas Vírgenes	661			662		
<b>c.</b> América Central, Sur América y la Zona del Caribe (No incluya las Islas Vírgenes.)	663			664		
<b>d.</b> Otros lugares del extranjero	665			666		
<b>e.</b> Puerto Rico – <i>Complete las líneas de la f hasta la l a continuación</i>	667			668		

Si usted declaró en la línea e, columnas (2) y (3): **¿Cuál fue la distribución de los embarques o trabajo por contrato para clientes ubicados en Puerto Rico?** (La suma de las líneas f hasta la l debe ser igual a las cifras en la línea e, arriba.)

Clase de cliente  (1)	Valor de los productos embarcados (2)			Valor del trabajo por contrato (3)		
	Millo- nes	Miles	Dóla- res	Millo- nes	Miles	Dóla- res
<b>f.</b> Mayoristas	670			671		
<b>g.</b> Detallistas	672			673		
<b>h.</b> Consumidores domésticos	674			675		
<b>i.</b> Gobierno del Estado Libre Asociado	676			677		
<b>j.</b> Compañías de construcción	678			679		
<b>k.</b> Otros establecimientos manufactureros	680			681		
<b>l.</b> Otros clientes	682			683		

**Sección 39. PREGUNTA ESPECIAL**  
Si marcó en la sección 4 el encasillado que indica "Corporación": **¿Cuál de los siguientes tipos de corporación describe mejor a este establecimiento al finalizar 1997? Marque (X) UN solo encasillado.**

685 1  Corporación doméstica  
 2  Corporación no doméstica bajo la sección 936  
 3  Corporación no doméstica bajo la sección 30A  
 4  Otra corporación no doméstica

**PASE A LA PARTE H, PAGINA 18 Y LLENE EL RESTO DEL CUESTIONARIO.**

## Parte G – CONSTRUCCION

**Sección 40. TIPO DE ACTIVIDAD – CONSTRUCCION**  
**a. Describa el tipo de actividad de construcción PRINCIPAL a la que se dedicó este establecimiento en 1997.**

COMO INDICAR POR CIENTOS Indique los porcentajes como números enteros  
**EJEMPLO:** Indique 38.76% como **39** %

**b. ¿Cuál fue el porcentaje estimado del VALOR TOTAL EN DOLARES DE LOS INGRESOS COMERCIALES (sección 5) en 1997 para cada una de las siguientes actividades?**

	Por ciento
<b>Actividades de construcción</b>	
Construcción de edificios en terreno ajeno – contratista general	703 %
Construcción de edificios en terreno propio	704 %
Construcción de carreteras, calles, áreas de estacionamiento, pistas de aterrizaje y trabajo relacionado con la construcción de calles y carreteras	705 %
Construcción pesada, tal como puentes, túneles, alcantarillados y otras líneas de servicio público	706 %
Otro tipo de construcción pesada, tal como petroquímicas y plantas de energía para complejos industriales	707 %
Subdivisión y preparación de terreno propio, para la venta	708 %
Subdivisión y preparación de terreno propio, para arriendo o alquiler	709 %
Subdivisión y preparación de terreno ajeno	710 %
<b>AVISO:</b> Los contratistas generales que realizaron cualquiera de los trabajos especializados listados a continuación como parte de un contrato general, NO deberán llenar estos encasillados. Sin embargo, si trabajó como Contratista de Trabajos Especializados en 1997, deberá llenar los encasillados correspondientes.	
	Por ciento
Trabajos de enlucido, "drywall" (paredes en seco), acústica e insulación	711 %
Plomería, calefacción y aire acondicionado	712 %
Techado, alero y láminas metálicas	713 %
Trabajo de carpintería	714 %
Trabajo de hormigón	715 %
Trabajo de electricidad	716 %
Instalación o construcción de equipo para edificios	717 %
Trabajo de excavación	718 %
Instalación y otros trabajos para pisos	719 %
Trabajos con vidrios y vidriería	720 %
Albañilería, colocación de piedras y otros trabajos de piedra	721 %
Pintura y empapelado de paredes	722 %
Construcción de estructuras en acero	723 %

**Sección 40. TIPO DE ACTIVIDAD – CONSTRUCCION**  
 (Continuación)

	Por ciento
<b>Actividades de construcción (Continuación)</b>	
Contratista de construcción de piscinas	724 %
Trabajo de terrazo, azulejo, mármol y mosaico	725 %
Perforación de pozos de agua	726 %
Trabajo de demolición y destrucción	727 %
Otros tipos de trabajos por contrato – <i>Especifique el tipo</i>	728 %
	729 %
	730 %
<b>Otras actividades que no son de construcción</b>	
Servicios de arquitectura e ingeniería	731 %
Alquiler de maquinaria y equipo de construcción	732 %
Comercio al detal – <i>Especifique el tipo</i>	733 %
	734 %
Venta de terreno	735 %
Comercio al por mayor, manufactura y transportación	736 %
Administración de construcción	737 %
Otras actividades comerciales – <i>Especifique el tipo</i>	738 %
	739 %
	740 %
<b>TOTAL</b>	<b>100</b> %

**Parte G – CONSTRUCCION (Continuación)**

<b>Sección 41. VALOR DEL NEGOCIO EN DOLARES</b> <b>a. ¿Cuál fue el valor en dólares de todo el trabajo de construcción realizado en 1997?</b> → <table border="1" style="float: right; margin-left: 10px;"> <tr><td>Miliones</td><td>Miles</td><td>Dólares</td></tr> <tr><td>741</td><td></td><td></td></tr> </table> <p><i>INCLUYA –</i></p> <ul style="list-style-type: none"> <li>• Construcción nueva</li> <li>• Ampliaciones y alteraciones o reconstrucción</li> <li>• Contratos por trabajos especializados</li> <li>• Trabajo de mantenimiento y reparación</li> <li>• Desarrollo y mejoramiento de terrenos</li> <li>• Edificios y otras estructuras construidas para la venta, sin incluir el valor del terreno</li> <li>• Instalación y servicio de equipo</li> <li>• Trabajo de construcción por cuenta propia</li> </ul>				Miliones	Miles	Dólares	741			<b>Sección 42 TIPOS DE CONSTRUCCION (Continuación)</b> <table border="1" style="width:100%; border-collapse: collapse;"> <thead> <tr> <th rowspan="2">Tipos de construcción</th> <th rowspan="2">Por ciento del trabajo de construcción realizado (a)</th> <th colspan="2">Desglose de la columna (a)</th> </tr> <tr> <th>Construcción nueva (b)</th> <th>Trabajo de mantenimiento y reparación (c)</th> </tr> </thead> <tbody> <tr> <td>Otra construcción que no sea construcción de edificios – <i>Especifique</i></td> <td>792</td> <td>794</td> <td>796</td> </tr> <tr> <td></td> <td align="right">%</td> <td align="right">%</td> <td align="right">%</td> </tr> <tr> <td><b>Valor TOTAL</b> del trabajo de construcción realizado (La suma de la columna (b) + la columna (c) debe ser igual a 100%)</td> <td align="right"><b>100</b></td> <td align="right">798</td> <td align="right">800</td> </tr> <tr> <td></td> <td align="right">%</td> <td align="right">%</td> <td align="right">%</td> </tr> </tbody> </table>				Tipos de construcción	Por ciento del trabajo de construcción realizado (a)	Desglose de la columna (a)		Construcción nueva (b)	Trabajo de mantenimiento y reparación (c)	Otra construcción que no sea construcción de edificios – <i>Especifique</i>	792	794	796		%	%	%	<b>Valor TOTAL</b> del trabajo de construcción realizado (La suma de la columna (b) + la columna (c) debe ser igual a 100%)	<b>100</b>	798	800		%	%	%																																		
Miliones	Miles	Dólares																																																																			
741																																																																					
Tipos de construcción	Por ciento del trabajo de construcción realizado (a)	Desglose de la columna (a)																																																																			
		Construcción nueva (b)	Trabajo de mantenimiento y reparación (c)																																																																		
Otra construcción que no sea construcción de edificios – <i>Especifique</i>	792	794	796																																																																		
	%	%	%																																																																		
<b>Valor TOTAL</b> del trabajo de construcción realizado (La suma de la columna (b) + la columna (c) debe ser igual a 100%)	<b>100</b>	798	800																																																																		
	%	%	%																																																																		
<b>b. ¿Cuáles fueron los ingresos obtenidos en 1997 por concepto de otros tipos de negocio que no están indicados en la pregunta anterior?</b> → <table border="1" style="float: right; margin-left: 10px;"> <tr><td>Miliones</td><td>Miles</td><td>Dólares</td></tr> <tr><td>742</td><td></td><td></td></tr> </table> <p><i>INCLUYA –</i></p> <ul style="list-style-type: none"> <li>• Servicios de arquitectura e ingeniería</li> <li>• Alquiler de maquinaria y de equipo</li> <li>• Venta de terreno</li> <li>• Comercio al detal</li> <li>• Otros servicios</li> </ul>				Miliones	Miles	Dólares	742			<b>Sección 43. EMPLEO Y HORAS TRABAJADAS</b> <b>a. ¿Cuántos TRABAJADORES DE CONSTRUCCION fueron empleados en 1997 durante el período de pago que incluyó el 12 de cada mes indicado a continuación?</b> <table border="1" style="width:100%; border-collapse: collapse;"> <thead> <tr> <th></th> <th>Número de empleados</th> </tr> </thead> <tbody> <tr> <td>(Incluya empleados permanentes o temporeros, de jornada completa o parcial.)</td> <td align="center">825</td> </tr> <tr> <td>(1) Marzo</td> <td align="center">826</td> </tr> <tr> <td>(2) Mayo</td> <td align="center">827</td> </tr> <tr> <td>(3) Agosto</td> <td align="center">828</td> </tr> <tr> <td>(4) Noviembre</td> <td align="center">829</td> </tr> </tbody> </table> <p><b>b. ¿Cuántos fueron los otros empleados que trabajaron durante el período de pago que incluyó el 12 de marzo?</b></p> <p><b>c. ¿Cuántas horas fueron trabajadas por los TRABAJADORES DE CONSTRUCCION, por trimestre?</b></p> <table border="1" style="width:100%; border-collapse: collapse;"> <thead> <tr> <th></th> <th>Horas trabajadas</th> </tr> </thead> <tbody> <tr> <td>(1) Enero a marzo</td> <td align="center">830</td> </tr> <tr> <td>(2) Abril a junio</td> <td align="center">831</td> </tr> <tr> <td>(3) Julio a septiembre</td> <td align="center">832</td> </tr> <tr> <td>(4) Octubre a diciembre</td> <td align="center">833</td> </tr> <tr> <td>(5) <b>TOTAL</b> de horas trabajadas (Suma de las líneas (1) hasta la (4))</td> <td align="center">834</td> </tr> </tbody> </table>					Número de empleados	(Incluya empleados permanentes o temporeros, de jornada completa o parcial.)	825	(1) Marzo	826	(2) Mayo	827	(3) Agosto	828	(4) Noviembre	829		Horas trabajadas	(1) Enero a marzo	830	(2) Abril a junio	831	(3) Julio a septiembre	832	(4) Octubre a diciembre	833	(5) <b>TOTAL</b> de horas trabajadas (Suma de las líneas (1) hasta la (4))	834																																
Miliones	Miles	Dólares																																																																			
742																																																																					
	Número de empleados																																																																				
(Incluya empleados permanentes o temporeros, de jornada completa o parcial.)	825																																																																				
(1) Marzo	826																																																																				
(2) Mayo	827																																																																				
(3) Agosto	828																																																																				
(4) Noviembre	829																																																																				
	Horas trabajadas																																																																				
(1) Enero a marzo	830																																																																				
(2) Abril a junio	831																																																																				
(3) Julio a septiembre	832																																																																				
(4) Octubre a diciembre	833																																																																				
(5) <b>TOTAL</b> de horas trabajadas (Suma de las líneas (1) hasta la (4))	834																																																																				
<b>Sección 42. TIPOS DE CONSTRUCCION</b> <b>¿Cuál fue el porcentaje estimado de la cantidad indicada en la sección 41a (el valor en dólares del trabajo de construcción realizado en 1997) para cada tipo de construcción listado a continuación?</b> (Para cada anotación de la columna (a), indique el porcentaje correspondiente a la construcción nueva (incluya ampliaciones y alteraciones) en la columna (b) y el porcentaje de trabajo de mantenimiento y reparación en la columna (c).) <b>AVISO – Columna (b) + columna (c) = columna (a).</b> <table border="1" style="width:100%; border-collapse: collapse;"> <thead> <tr> <th rowspan="2">Tipos de construcción</th> <th rowspan="2">Por ciento del trabajo de construcción realizado (a)</th> <th colspan="2">Desglose de la columna (a)</th> </tr> <tr> <th>Construcción nueva (b)</th> <th>Trabajo de mantenimiento y reparación (c)</th> </tr> </thead> <tbody> <tr> <td><b>CONSTRUCCION DE EDIFICIOS</b></td> <td>744</td> <td>746</td> <td>748</td> </tr> <tr> <td>Casas unifamiliares (separadas, unidas y "townhouses")</td> <td align="right">%</td> <td align="right">%</td> <td align="right">%</td> </tr> <tr> <td>Edificios de apartamentos y otros edificios residenciales</td> <td align="right">%</td> <td align="right">%</td> <td align="right">%</td> </tr> <tr> <td>Edificios industriales y almacenes</td> <td align="right">%</td> <td align="right">%</td> <td align="right">%</td> </tr> <tr> <td>Edificios comerciales (bancos, oficinas, tiendas, restaurantes, garajes públicos, estaciones de servicio automovilístico y edificios para actividades recreativas)</td> <td align="right">%</td> <td align="right">%</td> <td align="right">%</td> </tr> <tr> <td>Otros edificios no residenciales – <i>Especifique</i></td> <td align="right">%</td> <td align="right">%</td> <td align="right">%</td> </tr> <tr> <td><b>OTRA CONSTRUCCION QUE NO SEA DE EDIFICIOS</b></td> <td>774</td> <td>776</td> <td>778</td> </tr> <tr> <td>Carreteras, calles y otros trabajos relacionados</td> <td align="right">%</td> <td align="right">%</td> <td align="right">%</td> </tr> <tr> <td>Puentes, túneles y carreteras elevadas</td> <td align="right">%</td> <td align="right">%</td> <td align="right">%</td> </tr> <tr> <td>Acueductos, alcantarillados, tuberías y vías para la transmisión de energía y comunicación</td> <td align="right">%</td> <td align="right">%</td> <td align="right">%</td> </tr> </tbody> </table>				Tipos de construcción	Por ciento del trabajo de construcción realizado (a)	Desglose de la columna (a)		Construcción nueva (b)	Trabajo de mantenimiento y reparación (c)	<b>CONSTRUCCION DE EDIFICIOS</b>	744	746	748	Casas unifamiliares (separadas, unidas y "townhouses")	%	%	%	Edificios de apartamentos y otros edificios residenciales	%	%	%	Edificios industriales y almacenes	%	%	%	Edificios comerciales (bancos, oficinas, tiendas, restaurantes, garajes públicos, estaciones de servicio automovilístico y edificios para actividades recreativas)	%	%	%	Otros edificios no residenciales – <i>Especifique</i>	%	%	%	<b>OTRA CONSTRUCCION QUE NO SEA DE EDIFICIOS</b>	774	776	778	Carreteras, calles y otros trabajos relacionados	%	%	%	Puentes, túneles y carreteras elevadas	%	%	%	Acueductos, alcantarillados, tuberías y vías para la transmisión de energía y comunicación	%	%	%	<b>Sección 44. NOMINA</b> <table border="1" style="width:100%; border-collapse: collapse;"> <thead> <tr> <th></th> <th>Miliones</th> <th>Miles</th> <th>Dólares</th> </tr> </thead> <tbody> <tr> <td><b>¿Cuál fue la nómina anual, antes de las deducciones, para este establecimiento en 1997?</b></td> <td>835</td> <td></td> <td></td> </tr> <tr> <td><b>a. Trabajadores de construcción</b></td> <td></td> <td></td> <td></td> </tr> <tr> <td><b>b. Todos los otros empleados</b></td> <td>836</td> <td></td> <td></td> </tr> </tbody> </table>					Miliones	Miles	Dólares	<b>¿Cuál fue la nómina anual, antes de las deducciones, para este establecimiento en 1997?</b>	835			<b>a. Trabajadores de construcción</b>				<b>b. Todos los otros empleados</b>	836		
Tipos de construcción	Por ciento del trabajo de construcción realizado (a)	Desglose de la columna (a)																																																																			
		Construcción nueva (b)	Trabajo de mantenimiento y reparación (c)																																																																		
<b>CONSTRUCCION DE EDIFICIOS</b>	744	746	748																																																																		
Casas unifamiliares (separadas, unidas y "townhouses")	%	%	%																																																																		
Edificios de apartamentos y otros edificios residenciales	%	%	%																																																																		
Edificios industriales y almacenes	%	%	%																																																																		
Edificios comerciales (bancos, oficinas, tiendas, restaurantes, garajes públicos, estaciones de servicio automovilístico y edificios para actividades recreativas)	%	%	%																																																																		
Otros edificios no residenciales – <i>Especifique</i>	%	%	%																																																																		
<b>OTRA CONSTRUCCION QUE NO SEA DE EDIFICIOS</b>	774	776	778																																																																		
Carreteras, calles y otros trabajos relacionados	%	%	%																																																																		
Puentes, túneles y carreteras elevadas	%	%	%																																																																		
Acueductos, alcantarillados, tuberías y vías para la transmisión de energía y comunicación	%	%	%																																																																		
	Miliones	Miles	Dólares																																																																		
<b>¿Cuál fue la nómina anual, antes de las deducciones, para este establecimiento en 1997?</b>	835																																																																				
<b>a. Trabajadores de construcción</b>																																																																					
<b>b. Todos los otros empleados</b>	836																																																																				
<b>Sección 45. TRABAJOS DE CONSTRUCCION OTORGADOS A SUBCONTRATISTAS</b> <b>¿Cuál fue el costo por concepto de trabajos de construcción subcontratados a otros contratistas de construcción para este establecimiento en 1997?</b> (Incluya los trabajos de construcción realizados por empresas manufactureras y el valor de los materiales vendidos a los subcontratistas.) <table border="1" style="float: right; margin-left: 10px;"> <tr><td>Miliones</td><td>Miles</td><td>Dólares</td></tr> <tr><td>837</td><td></td><td></td></tr> </table>				Miliones	Miles	Dólares	837																																																														
Miliones	Miles	Dólares																																																																			
837																																																																					

**Parte G – CONSTRUCCION (Continuación)**

Sección 46. COSTOS ESCOGIDOS	Millo-	Miles	Dóla-
	nes		res
<b>¿Cuál fue el costo por concepto de materiales y servicios usados para este establecimiento en 1997?</b>	838		
a. <u>Electricidad</u>			
	839		
b. <u>Gasolina, combustible diesel y gasohol</u>			
	840		
c. <u>Otros combustibles para calefacción o energía tales como gas natural, y lubricantes, aceites y grasas.</u>			
	841		
d. <u>Comunicación y reparación de maquinaria, equipo, edificios y otras estructuras</u>			
	842		
e. <u>Alquiler o arrendamiento de maquinaria y equipo de construcción, equipo de transportación, edificios y otras estructuras, equipo de oficina y accesorios (No incluya los pagos por trabajos subcontratados.)</u>			
	843		
f. <u>Materiales, componentes y suministros</u>			

Sección 47. TRABAJOS REALIZADOS PARA OTROS CONTRATISTAS O CONSTRUCTORES		Por ciento
<b>¿Realizó este establecimiento algún trabajo para otros contratistas o constructores en 1997?</b>		854
853	<input type="checkbox"/> SI – <i>Estime qué porcentaje del valor en dólares de los trabajos de construcción realizados (sección 41a) en 1997 corresponde a dicho trabajo.</i>	%
	<input type="checkbox"/> NO	

Sección 48. PROPIEDAD DE PROYECTOS DE CONSTRUCCION		Por ciento
<b>¿Cuál fue el porcentaje estimado del valor en dólares de los trabajos de construcción realizados (sección 41a) correspondiente a proyectos gubernamentales y privados en 1997?</b>		855
a. <u>Construcción propiedad del gobierno (Federal, Estado Libre Asociado o municipal)</u>		%
		856
b. <u>Construcción propiedad privada</u>		%
c. <b>Valor TOTAL</b> del trabajo de construcción realizado (sección 41a) en 1997		<b>100</b> %

Sección 49. BIENES, GASTOS DE CAPITAL Y DEPRECIACION	Edificios, remolques en el local de construcción, ampliaciones e instalaciones relacionadas, sin incluir el terreno (1)			Maquinaria, equipo y vehículos (2)		
	Millo-	Miles	Dóla-	Millo-	Miles	Dóla-
	nes		res	nes		res
a. <b>¿Cuál fue el valor BRUTO de los bienes depreciables</b> (usualmente, el costo original) <b>a PRINCIPIOS de 1997?</b>	857			858		
b. <b>¿Cuáles fueron los gastos de capital por automóviles, camiones, etc.</b> (para ser usados principalmente en carreteras) <b>NUEVOS en 1997?</b>				859		
c. <b>¿Cuáles fueron los gastos de capital por edificios, maquinaria y vehículos NUEVOS para los proyectos de construcción en 1997?</b>	860			861		
d. <b>¿Cuáles fueron los gastos de capital por edificios y maquinaria USADA en 1997?</b> (Incluya automóviles, camiones, etc. usados.)	862			863		
e. <b>¿Cuál fue el valor BRUTO de bienes depreciables vendidos, retirados, desechados, etc. en 1997?</b>	864			865		
f. <b>¿Cuál fue el valor bruto de bienes depreciables al FINALIZAR el 1997?</b> (La suma de a + b + c + d - e)	866			867		
g. <b>¿Cuáles fueron los cargos por depreciación en 1997?</b>	868			869		

**PASE A LA PARTE H, PAGINA 18, Y LLENE EL RESTO DEL CUESTIONARIO**

## Parte H – TODOS LOS ESTABLECIMIENTOS

### Sección 50. PROPIEDAD, CONTROL Y LOCALIZACION DEL NEGOCIO

**AVISO** – Conteste esta sección únicamente si su Número de Archivo del Censo (CFN) que aparece en la etiqueta de este cuestionario empieza con cero. Si el Número de Archivo no empieza con cero, pase a la sección 52.

**a. ¿Tiene otra compañía control o derechos de propiedad sobre esta compañía?**

097 1  SI →  
2  NO

ANOTE EL NOMBRE, DIRECCION Y CODIGO POSTAL DE LA COMPAÑIA QUE TIENE DERECHOS DE PROPIEDAD

Nombre \_\_\_\_\_

Dirección \_\_\_\_\_

EIN (9 dígitos)

			-							
--	--	--	---	--	--	--	--	--	--	--

**b. ¿Tiene esta compañía control o derechos de propiedad sobre alguna otra compañía? Si necesita más espacio, continúe en la sección para COMENTARIOS (sección 51).**

098 1  SI →  
2  NO

ANOTE EL NOMBRE, DIRECCION Y CODIGO POSTAL DE LA COMPAÑIA SOBRE LA CUAL TIENE CONTROL O DERECHOS DE PROPIEDAD

Nombre \_\_\_\_\_

Dirección \_\_\_\_\_

EIN (9 dígitos)

			-							
--	--	--	---	--	--	--	--	--	--	--

**c. ¿Estuvo activa esta compañía en más de un local durante 1997?**

**AVISO** – Los locales que no están administrados a tiempo completo por al menos un empleado cubierto bajo este EIN, NO DEBEN indicarse por separado. Incluya los datos de estos locales con los datos indicados para el local principal.

- SI – Anote los locales adicionales a continuación y proporcione la información que se solicita. Si necesita más espacio, continúe en la sección para COMENTARIOS (sección 51).
- NO – Pase a la sección 52

1	Número y calle	EIN (9 dígitos)	Ventas e ingresos →	Millo- nes	Miles	Dóla- res	Número de empleados durante el período de pago que incluyó el 12 de marzo de 1997	¿Están incluidas estas cifras en la página 2 de este informe?
	Municipio	Tipo de negocio en esta localización		081				
		-						085 1 <input type="checkbox"/> SI 2 <input type="checkbox"/> NO
			Nómina anual →					

2	Número y calle	EIN (9 dígitos)	Ventas e ingresos →	Millo- nes	Miles	Dóla- res	Número de empleados durante el período de pago que incluyó el 12 de marzo de 1997	¿Están incluidas estas cifras en la página 2 de este informe?
	Municipio	Tipo de negocio en esta localización		081				
		-						085 1 <input type="checkbox"/> SI 2 <input type="checkbox"/> NO
			Nómina anual →					

**Sección 51. COMENTARIOS** – Favor de utilizar este espacio para dar cualquier explicación que considere necesaria para poder entender los datos que usted ha proporcionado.

**Sección 52. CERTIFICACION** – Este informe es sustancialmente preciso y ha sido preparado de acuerdo con las instrucciones.

Nombre de la persona a quien consultar con respecto a este informe – Utilice letra de imprenta				Período que cubre este informe →	DE: Mes	Año	A: Mes	Año
Teléfono →	Código de área	Número	Extensión	Firma de la persona que preparó este informe			Fecha	



## LINEAS DE PRODUCTOS DEL COMERCIO AL POR MAYOR

CODIGO	LINEA DE PRODUCTO	CODIGO	LINEA DE PRODUCTO
<b>0140</b>	Camiones y tractores	<b>2460</b>	Otros materiales industriales
<b>0250</b>	Equipo para el mercadeo de productos petroleros	<b>2500</b>	Equipo y artículos de salones de belleza y barbería
<b>0420</b>	Muebles para oficinas y negocios	<b>2520</b>	Equipo y materiales para conserjes
<b>0500</b>	Porcelana, cristalería, loza y utensilios domésticos plásticos para el hogar	<b>2530</b>	Equipo y materiales de lavandería y de limpieza en seco (dry cleaning)
<b>0530</b>	Superficies para pisos	<b>2540</b>	Otro equipo y material de establecimientos de servicios
<b>0540</b>	Otros artículos para el hogar	<b>2600</b>	Equipo y material de aviación y aeronáutica
<b>0720</b>	Materiales para techar, para trabajos con tablas de forro, de aislamiento y para canales de desagüe	<b>2620</b>	Maquinaria, equipo y materiales para industrias navieras
<b>0730</b>	Vidrios (Excluya automóviles.)	<b>2630</b>	Otro equipo y material de transportación
<b>0740</b>	Otros materiales de construcción	<b>2700</b>	Artículos y materiales para recreación y deportes
<b>0800</b>	Equipo y materiales fotográficos	<b>2800</b>	Juguetes y artículos y materiales para "hobbies"
<b>0920</b>	Equipo de computadora nuevo	<b>2900</b>	Desperdicios de metales ferrosos
<b>0930</b>	Equipo de computadora usado	<b>2920</b>	Desperdicios de metales no ferrosos
<b>0950</b>	Programas ("software") de computadoras - en existencias	<b>2940</b>	Desechos, excepto metal
<b>0960</b>	Equipo y suministros para restaurantes y hoteles	<b>3000</b>	Prendas, relojes, diamantes y otras piedras preciosas y metales (incluya cubiertos de plata.)
<b>0970</b>	Máquinas y equipo para tiendas	<b>3100</b>	Instrumentos y artículos musicales
<b>1030</b>	Artículos ópticos y oftálmicos	<b>3120</b>	Productos forestales, excepto madera
<b>1020</b>	Suministros dentales	<b>3150</b>	Otros artículos duraderos
<b>1040</b>	Artículos religiosos y escolares	<b>3200</b>	Papel de escribir y papel de imprenta
<b>1050</b>	Otro equipo y material profesional	<b>3300</b>	Objetos de escritorio, artículos de oficina y tarjetas de felicitación
<b>1100</b>	Metales ferrosos	<b>3400</b>	Papel para uso industrial y personal
<b>1230</b>	Metales no ferrosos	<b>3600</b>	Telas y tejidos
<b>1300</b>	Carbón y coque	<b>3700</b>	Mercería y ropa de casa (manteles, sábanas, fundas para almohadas y toallas)
<b>1320</b>	Otros minerales y metalíferos	<b>5000</b>	Ganado, cerdos, ovejas y cabras
<b>1650</b>	Equipo de comunicación electrónico	<b>5100</b>	Cuero y pieles
<b>1660</b>	Equipo electrónico para medición y probación, excepto automotriz	<b>5120</b>	Tabaco en rama
<b>1900</b>	Equipo y materiales para calefacción y acondicionamiento de aire	<b>5130</b>	Lana, estambre y mohair (tela de angora)
<b>2000</b>	Equipo y materiales de refrigeración	<b>5140</b>	Otros productos agrícolas (incomestibles)
<b>2100</b>	Maquinaria, equipo y piezas para construcción y minería	<b>5200</b>	Algodón
<b>2200</b>	Maquinaria, equipo y piezas para la agricultura	<b>5320</b>	Gases industriales
<b>2220</b>	Maquinaria, equipo y piezas para jardinería	<b>5500</b>	Petróleo crudo
<b>2230</b>	Maquinaria, equipo y piezas para el procesamiento de alimentos	<b>5800</b>	Materiales agrícolas
<b>2330</b>	Maquinaria, equipo y piezas para la metalurgia	<b>5900</b>	Tabaco y productos tabaqueros
<b>2340</b>	Equipo y piezas para el manejo de materiales	<b>6110</b>	Flores y materiales para floristerías
<b>2350</b>	Maquinaria, equipo y materiales para refinerías de petróleo, pozos petroleros y oleoductos	<b>6120</b>	Artesanía (Incluya artículos de regalo, novedades y "souvenirs.")
<b>2360</b>	Otra maquinaria, equipo y piezas de carácter industrial	<b>6130</b>	Sacos de tela y arpillera
<b>2370</b>	Equipo de transmisión de fuerza motriz	<b>6140</b>	Pelucas, hilo y productos de cuero
		<b>6150</b>	Otros productos perecederos

# HOJA DE INFORMACION

## CENSO ECONOMICO DE PUERTO RICO

Los censos económicos incluyen establecimientos que se dedican a las siguientes actividades:

**Comercio al por mayor** – Venta de mercancía al por mayor a comerciantes detallistas, usuarios industriales e institucionales y otros consumidores no domésticos.

**Comercio al detal** – Venta de mercancía para consumo personal o familiar y a prestar servicios relacionados con la venta de los artículos.

**Servicios** – Prestar una amplia variedad de servicios a individuos, establecimientos comerciales y de gobierno y otras organizaciones. Los hoteles, moteles y otros lugares de alojamiento son parte del sector de servicios.

**Manufactura** – Fabricación, elaboración y montaje de las piezas que componen los productos.

**Construcción** – Construcción nueva y original; ampliaciones, alteraciones, rehabilitación, remodelación o reconstrucción realizadas por contratistas generales, constructores que trabajan por cuenta propia y contratistas de construcción pesada; y trabajo de mantenimiento, reparación y servicio realizado por electricistas, plomeros, carpinteros, etc.

Si usted **NO** se dedica a estos tipos de actividades, **LLENE LAS SECCIONES 1 HASTA LA 8 Y FIRME EL CUESTIONARIO (sección 52), página 18.**

### QUIENES DEBEN LLENAR EL CUESTIONARIO

Toda firma que reciba un cuestionario del censo está obligada a llenar y devolver un cuestionario aparte para cada uno de sus establecimientos.

### DEFINICION DE ESTABLECIMIENTO

Un establecimiento es definido como una sola ubicación física donde se llevan a cabo actividades comerciales o se realizan operaciones industriales.

### INSTRUCCIONES GENERALES

- Los respondedores no están obligados a proveer respuestas a encuestas, a menos que el cuestionario muestre un número válido de la OMB (Office of Management and Budget). El número de la OMB se encuentra a la izquierda sobre el bloque titulado "Para uso del censo".
- Si el establecimiento cesó operaciones durante 1997, (fue cerrado, vendido o arrendado a otra compañía), llene el cuestionario basado en el tiempo que el establecimiento estuvo operando en 1997.
- Si necesita más espacio para llenar alguna sección, utilice la sección para comentarios al final del cuestionario (si aplica) o adjunte una hoja separada. Si añade hojas adicionales, escriba el Número de Archivo del Censo (CFN) y el número de la sección en la parte superior de cada hoja.
- Favor de retener una copia del cuestionario en sus archivos una vez sea llenado.

### Instrucciones Para Secciones Escogidas:

#### ◆ Parte A – INFORMACION GENERAL

##### Sección 2. UBICACION FISICA

Parte a:

Llene esta parte si la dirección que aparece en la etiqueta que se encuentra en la portada del cuestionario es diferente a la ubicación física de este establecimiento.

Parte b:

Identifique siempre el municipio donde está localizado este establecimiento independientemente de su respuesta en la parte a.

##### Sección 5. VOLUMEN DEL NEGOCIO EN DOLARES

SU RESPUESTA ES ESTRICTAMENTE CONFIDENCIAL. Su informe se utilizará únicamente para desarrollar estadísticas sumarias. NO PUEDE SER UTILIZADO EN ASUNTOS RELACIONADOS CON CONTRIBUCIONES, INVESTIGACIONES O ACCIONES REGLAMENTARIAS.

Incluya:

- Ingreso bruto de la mercancía vendida, servicios prestados y trabajo de construcción realizado en 1997, aunque el pago de los mismos no se haya recibido en 1997.

- Valor total de todos los productos expedidos. Incluya los productos enviados a otras plantas, sucursales de venta, tiendas al por menor o almacenes de su compañía y los productos en consignación.
- Valor actual de la compensación recibida que no fue pagada al contado.
- Cantidades recibidas por concepto de trabajo, aunque el mismo haya sido subcontratado a otros.
- Comisiones, honorarios y otros ingresos de operación para **industrias de servicio** que prestan servicios a comisión, tales como agencias de viaje y agencias de publicidad. NO incluya el valor bruto de las ventas o de las facturas despachadas.
- Valor corriente de las ventas de productos vendidos en lugar de las comisiones recibidas por comerciantes **mayoristas y detallistas** que venden mercancía a consignación o a comisión.
- Ingresos por entrega, instalación, mantenimiento, reparación, alteración, alquiler de equipo, almacenaje y otros servicios y actividades.

No incluya:

- Impuestos sobre ventas y otros impuestos recaudados directamente de los clientes y pagados directamente a agencias de impuestos del Estado Libre Asociado o del Gobierno Federal.
- Ingresos no derivados de las operaciones del negocio, tales como inversiones, alquiler o venta de bienes raíces e intereses.
- Ventas e ingresos de departamentos o concesiones administradas por otras compañías.
- Comisiones recibidas de máquinas vendedoras (vending machines) operadas por otros.
- Valor de los productos hechos a base de comisión u honorarios para otros.
- Valor de los productos comprados y vendidos o transferidos de otros establecimientos **de su compañía** y vendidos sin elaboración adicional.
- Valor de los artículos devueltos.

### Sección 6. NOMINA

Las definiciones son las mismas que se usan en la Declaración Trimestral del Patrono Sobre la Contribución Federal al Seguro Social y Seguro Medicare, formulario 941-PR del Servicio Federal de Rentas Internas (IRS).

Incluya:

- Salarios, sueldos, propinas, vacaciones pagadas, bonos, comisiones y otras compensaciones pagadas a empleados durante 1997, estén o no sujetas a contribuciones sobre ingresos o a los impuestos establecidos bajo la Ley Federal de Contribuciones de Seguros (FICA).
- Salarios de los oficiales y ejecutivos de una corporación.

No incluya:

- Fondos pagados o retirados por los dueños o socios de firmas no incorporadas.
- Pensiones anuales o indemnizaciones suplementarias por desempleo, aunque se hayan retenido las contribuciones sobre ingresos.

### Sección 7. EMPLEO

Incluya:

Parte a:

- Empleados de jornada completa y parcial que figuraban en la nómina durante el período de pago que incluyó el 12 de marzo de 1997.

## Sección 7. EMPLEO – CONTINUACION

Incluya:

Parte a:

- Oficiales y ejecutivos asalariados de una corporación.
- Empleados ausentes que recibieron pago por vacaciones, enfermedad y días feriados.

Parte b:

Propietarios y socios de una compañía no incorporada que trabajaron 15 o más horas durante la semana del 12 de marzo de 1997.

Parte c:

Trabajadores de familia no remunerados de una compañía no incorporada que trabajaron 15 o más horas durante la semana del 12 de marzo de 1997.

## ◆ Parte B – COMERCIO AL POR MAYOR

### Sección 10. TIPO DE OPERACION

- Comerciante mayorista** – Establecimiento que se dedica a comprar y vender mercancía producida por otras firmas, por su propia cuenta.
- Oficina o sucursal de ventas del fabricante** – Establecimiento que pertenece o que está afiliado a una compañía manufacturera por su compañía matriz en Puerto Rico, Estados Unidos o territorios.
- Corredor, agente y vendedor a comisión** – Establecimiento que se dedica a comprar y vender mercancía como agencia, comisionista o corredor para otros, en vez de trabajar por cuenta propia.

### Sección 11. EMPLEO SEGUN LA ACTIVIDAD PRINCIPAL

Parte a:

Indique el número de empleados que se dedicaron a las ventas, vendedores ambulantes, vendedores en camiones y vendedores que trabajan desde sus hogares.

Parte c:

Esta categoría no aplica a compañías de un solo establecimiento. Si su compañía tiene más de un establecimiento, indique el número de empleados que proporcionaron servicios a otros establecimientos de esta compañía.

Parte d:

Indique en la línea b, el número de empleados que participaron en la distribución, clasificación, embalaje y otras actividades similares.

La suma de las líneas a hasta la e debe ser igual a la sección 7a.

### Sección 12. CLASE DE CLIENTE

Parte a:

Incluya ventas a agricultores para la producción agrícola solamente.

Parte b:

Incluya ventas para propósitos de construcción solamente.

Parte c:

Incluya ventas a compradores fuera de Puerto Rico solamente.

Parte h:

Incluya ventas a laboratorios, instituciones, empresas de servicio público, empresas dedicadas a prestar servicios y otros usuarios que normalmente compran mercancía para usarla en el negocio en vez de revenderla.

Parte i:

Incluya las ventas hechas al Gobierno Federal (incluyendo las fuerzas armadas, tiendas militares, la Administración General de Servicios, la Imprenta del Gobierno de los

EE.UU. y otras agencias), al Gobierno del Estado Libre Asociado y a los gobiernos municipales.

## Sección 13. GASTOS DE OPERACION

Incluya:

- Total de la nómina anual indicada en la sección 6a.
- Suplementos sobre sueldos y salarios.
- Pagos de impuestos y permisos para vender licor y tabaco.
- Cargos por depreciación en 1997, incluyendo cargos por depreciación de equipo obtenido a través de un contrato de capital o pago completo o equipo alquilado a otros a través de un contrato de operación.
- Pagos de arriendo y alquiler hechos en 1997, por concepto de equipo alquilado bajo contrato.
- Gastos de publicidad.
- Comisiones pagadas a otros.
- Artículos de oficina, gastos de correo, envío y materiales para empacar.
- Costo del trabajo realizado bajo contrato por otros.
- Otros gastos (tales como, almacenaje, reparaciones, deudas irrecuperables, robos y pérdidas por daño).

No incluya:

- Costo de la mercancía vendida.
- Impuestos sobre ingresos.
- Impuestos sobre ventas y otros impuestos recaudados directamente de clientes y pagados directamente a agencias de impuestos del Estado Libre Asociado o del Gobierno Federal.
- Gastos por el pago de intereses.
- Fondos pagados o retirados por los propietarios y socios de una firma no incorporada.
- Gastos de arriendo por mercancía obtenida a través de un contrato de capital, financiamiento o pago completo.

## Sección 14. VOLUMEN DEL NEGOCIO EN DOLARES

Parte b:

Indique el valor actual de los productos comprados y vendidos por otros, de los que obtuvo honorarios como agencia, corredor o comisionista. Si no puede obtener esta cifra, haga un estimado dividiendo el total de las comisiones recibidas entre el porcentaje a cobrar por las actividades relacionadas con las ventas.

Parte d:

Indique qué porcentaje del total de las ventas (según lo indicó en la sección 5) se debe a los productos extraídos o manufacturados en EE.UU., Puerto Rico o los territorios de EE.UU. por su compañía.

Parte e:

Indique el valor actual de los artículos transferidos (con facturas) a otros establecimientos de esta compañía.

## Sección 15. INVENTARIOS

Indique el valor total de todos los inventarios de este establecimiento al finalizar 1997 en base al costo o al valor actual, usando los métodos de contabilidad que se aceptan generalmente. Las cifras deben ser indicadas como aparecen en los libros de contabilidad. No incluya los inventarios ajenos que administraba este establecimiento.

Para obtener los inventarios sujetos al costo LIFO, utilice la suma de la cantidad LIFO, más la reserva LIFO para llenar la sección 15c.

## Sección 17. LINEAS DE PRODUCTOS

Si existe alguna otra mercancía no listada que haya contribuido el uno por ciento o más del total de las ventas, refiérase a la lista de Líneas de Productos del Comercio al por Mayor en la página 19 del cuestionario. Anote el producto, el código correspondiente y el por ciento del total de las ventas.

Indique en la línea para "Ingresos por servicios prestados y costo de la mano de obra" (Código 9700), los ingresos por concepto de construcción, entrega, instalación, contratos de servicio y actividades misceláneas incluidos en la sección 5.

## ◆ Parte C – COMERCIO AL DETAL

### Sección 19. ESPACIO BAJO TECHO -- Tiendas por Departamento, de Variedad, Supermercados y Farmacias SOLAMENTE.

Incluya:

- Sólo el espacio usado o controlado por este establecimiento.
- Todo el espacio ocupado por este establecimiento en cada piso de edificios de varios pisos.

#### ESPACIO TOTAL:

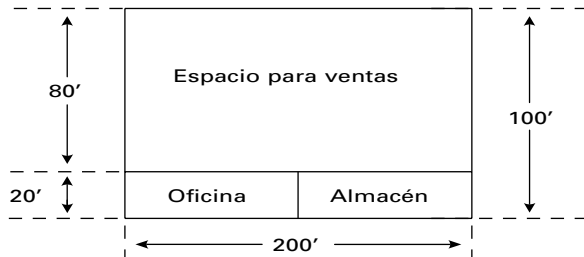
Anote el **total** de pies cuadrados de espacio bajo techo disponible al finalizar 1997. Incluya espacio para almacenamiento general, espacio refrigerado, oficinas, talleres, vidrieras y pasillos de entrada. No incluya espacio fuera del edificio, aunque esté bajo techo.

#### ESPACIO BAJO TECHO UTILIZADO PARA LA VENTA DE MERCANCIA

Anote los pies cuadrados de espacio utilizado para la **venta** de mercancía dentro de la tienda al finalizar 1997. Incluya todas las áreas de la tienda abiertas al público, incluyendo pasillos, elevadores, etc. No incluya vitrinas que den a la calle, pasillos de entrada u otro espacio fuera del edificio.

EJEMPLO — Cómo computar el espacio en pies cuadrados:

- (1) Total del espacio bajo techo es: 200 pies x 100 pies = 20,000 pies cuadrados
- (2) Espacio bajo techo para la venta de mercancía es: 200 pies x 80 pies = 16,000 pies cuadrados



## Sección 23. LINEAS DE MERCANCIA

Indique en la línea para "Ingresos no relacionados con mercancía, recibidos de clientes" (Código 9900), los ingresos recibidos por servicios prestados y por servicios contratados que fueron incluidos en la sección 5.

**NO INCLUYA las ventas de departamentos arrendados o concesiones administradas dentro de este establecimiento por otras compañías.**

## ◆ Parte D – SERVICIOS

No hay instrucciones adicionales para las secciones que aparecen en la Parte D.

## ◆ Parte E – HOTELES, MOTELES Y OTROS LUGARES DE ALOJAMIENTO

No hay instrucciones adicionales para las secciones que aparecen en la Parte E.

## ◆ Parte F – MANUFACTURA

### Sección 32. EMBARQUES Y OTROS INGRESOS

Para la definición del volumen del negocio en dólares, refiérase a las instrucciones para la sección 5.

La suma de las líneas a hasta la d debe ser igual a la sección 5.

### Sección 33. EMPLEO Y HORAS TRABAJADAS

Para la definición de empleo, refiérase a las instrucciones para la sección 7.

Parte a:

Indique el número de trabajadores de producción, hasta el nivel de capataz, que se dedicaron a la elaboración, montaje, envío (pero no entrega), conducir camiones que hacen entregas de hormigón mezclado y otros servicios relacionados.

Parte b:

Indique el resto de los empleados, incluyendo supervisores sobre el nivel de capataz, vendedores (incluyendo conductores que venden mercancía), empleados responsables de entregar la mercancía vendida (conductores de camiones y sus ayudantes), instaladores, oficinista y otro personal técnico profesional.

La suma de las líneas a(1) y b debe ser igual a la sección 7a.

Parte c:

Indique el total de horas trabajadas por trabajadores de producción en la planta. Incluya las horas extras que en realidad se trabajaron y no el equivalente de las mismas con el cual se determina el pago del sobretiempo. No incluya las horas pagadas por vacaciones, días feriados (a menos que en realidad se hayan trabajado) o días por enfermedad.

### Sección 34. NOMINA

Para la definición de nómina, refiérase a las instrucciones para la sección 6. La suma de las líneas a y b debe ser igual a la sección 6a.

### Sección 35. COSTOS ESCOGIDOS

El costo es la cantidad pagada o pagadera después de descuentos, incluyendo gastos de flete y otros cargos incurridos por la adquisición de los materiales o servicios.

Parte a:

No incluya el valor de la electricidad generada por su establecimiento.

Parte b:

No incluya el costo estimado del combustible producido por su establecimiento.

Parte c:

Incluya el costo por empleados que no están en su nómina, pero que han sido contratados a través de otra compañía para desempeñar trabajos específicos relacionados con la producción. No incluya el costo de los materiales usados, que debe ser incluido en la sección 35f.

Parte d:

No incluya el costo de los materiales usados, que debe ser incluido en la sección 35f.

Parte f:

Incluya **UNICAMENTE LOS MATERIALES QUE SE UTILIZARON** en la producción; no incluya los servicios usados ni los gastos generales fijos.

### Sección 36. INVENTARIOS

Indique el valor total de todos los inventarios de este establecimiento al finalizar 1996 y 1997 en base al costo o al valor actual, usando los métodos de contabilidad que se aceptan generalmente. Las cifras deben ser indicadas como aparecen en los libros de contabilidad. **No incluya** los inventarios ajenos que administraba este establecimiento.

Para obtener los inventarios sujetos al costo LIFO, utilice la suma de la cantidad LIFO, más la reserva LIFO para llenar la sección 36c.

### Sección 37. GASTOS DE CAPITAL

Los gastos de capital son todos los gastos incurridos durante 1997 que se pueden cargar a las cuentas de capital fijo y para los cuales se llevan cuentas de depreciación. **No incluya** el costo de mantenimiento y reparación que forma parte de los gastos de operación actuales.

Parte a:

Anote el valor del equipo y edificios comprados, basado en el precio de compra. Para cualquier equipo o estructura transferida para el uso de este establecimiento por su compañía matriz o uno de sus subsidiarios, anote el valor al cual se hizo la transferencia.

**Sección 38. VALOR DE PRODUCTOS EMBARCADOS Y TRABAJO POR CONTRATO REALIZADO SEGUN LA LOCALIZACION DEL CLIENTE**

Indique el destino final de los embarques incluyendo los embarques al extranjero a través de los Estados Unidos. Si se desconoce, indique la localización de la persona a quien se le enviaron o vendieron dichos productos. El valor total de los productos embarcados (la suma de las líneas a hasta la e, columna (2)) debe ser igual a la sección 32a. El valor total del trabajo contratado (la suma de las líneas a hasta la e, columna (3)) debe ser igual a la sección 32b.

◆ **Parte G – CONSTRUCCION**

**Sección 40. TIPO DE ACTIVIDAD**

Parte b:

Indique únicamente las actividades principales para las cuales fue contratado. Los trabajos relacionados con las actividades principales no deben ser indicados por separado.

Incluya los establecimientos que se dedican principalmente a subdividir y desarrollar terrenos para cementerios bajo **otras actividades que no son de construcción.**

**Sección 41. VALOR DEL NEGOCIO EN DOLARES**

Para la definición del valor del negocio en dólares, refiérase a las instrucciones para la sección 5.

Parte a:

Indique los pagos recibidos como auspiciadores de operaciones colectivas y como agentes de los propietarios de trabajos de construcción. También incluya el valor en dólares por la instalación y el costo de los artículos instalados.

Parte b:

Indique los ingresos recibidos del alquiler de equipo y de trabajos (definibles) de arquitectura e ingeniería para otros y los ingresos que cubren el precio de los artículos vendidos, pero que no fueron instalados por este establecimiento.

La suma de las líneas a y b debe ser igual a la sección 5.

**Sección 42. TIPOS DE CONSTRUCCION**

Indique por separado cada tipo de estructura o edificio. Si no es posible, indique el proyecto entero bajo el objetivo principal.

**Sección 43. EMPLEO Y HORAS TRABAJADAS**

Para la definición de empleo, refiérase a las instrucciones para la sección 7.

Parte a:

Indique en las líneas (1) hasta la (4), el número de trabajadores de construcción, hasta el nivel de capataz, incluyendo peones, conductores de camiones y sus ayudantes, operadores de equipo, mecánicos y guardias de seguridad en las líneas (1) a la (4).

Parte b:

Indique el resto de los empleados, incluyendo los responsables de la supervisión sobre el nivel de capataz, personal de oficina, arquitectos, ingenieros, compradores, ejecutivos y otros que desempeñaron actividades que no son de construcción.

La suma de las líneas a(1) y b debe ser igual a la sección 7a.

Parte c:

Indique el total de horas que trabajaron los trabajadores de construcción en el solar. Incluya las horas extras que en realidad se trabajaron y no el equivalente de las mismas con el cual se determina el pago del sobretiempo. No incluya las horas pagadas por vacaciones, días feriados (a menos que en realidad se hayan trabajado) o días por enfermedad.

**Sección 44. NOMINA**

Para la definición de nómina, refiérase a las instrucciones para la sección 6a.

**Sección 46. COSTOS ESCOGIDOS**

El costo es la cantidad pagada o pagadera después de descuentos, incluyendo gastos de flete y otros cargos incurridos por la adquisición de materiales.

Parte d:

Incluya los costos de reparación necesarios para mantener la propiedad y el equipo. No incluya las mejoras que aumentan el valor de la propiedad o que la adaptan para otros usos.

**Sección 49. BIENES, GASTOS DE CAPITAL Y DEPRECIACION**

Los bienes depreciables son las propiedades para las cuales se llevan cuentas de depreciación.

Los gastos son todos los costos incurridos durante 1997 que se pueden cargar a las cuentas de capital fijo y para los cuales se llevan cuentas de depreciación.

Indique el costo original o el valor actual de todos los edificios, equipos y vehículos comprados o adquiridos antes de 1997.

◆ **Parte H – TODOS LOS ESTABLECIMIENTOS**

**Sección 50. PROPIEDAD, CONTROL Y LOCALES DE NEGOCIO**

Parte a:

**MARQUE "SI" si – OTRA** compañía posee más del 50 por ciento de las acciones con derecho a voto, controla la administración y política o tiene autoridad para designar la junta de directores de esta compañía.

**MARQUE "NO" si –**

- Esta compañía tiene una franquicia que le permite usar el nombre de una firma, sin ser propiedad y sin ser administrada por dicha firma.
- Esta compañía administra uno o más departamentos arrendados en un establecimiento ajeno que no posee o controla el departamento o los departamentos.
- Esta compañía está a cargo de la administración de un negocio ajeno.

Parte b:

Indique si esta compañía posee más del 50 por ciento de las acciones con derecho a voto o tiene autoridad para dirigir la administración y política de cualquier compañía subsidiaria y/o afiliada.

Parte c:

Incluya todos los locales de venta y servicio y cualquier otro local, tales como almacenes, oficinas administrativas, etc.

Si MAS DE UN establecimiento fue administrado bajo el EIN:

- Anote primero la localización de la oficina central. Proporcione la dirección de la **ubicación física** para cada local.
- Los datos para los establecimientos administrados durante 1997, pero que no estuvieron activos al finalizar el año, deben combinarse con los datos de la oficina central.
- Las sumas de las ventas y los ingresos, la nómina anual y el empleo deben ser igual a las cantidades indicadas en las secciones 5, 6a y 7a, respectivamente.
- Si los empleados trabajaron en más de un local, indique la nómina anual y el empleo de acuerdo al local donde trabajaron la mayor parte del tiempo.

Se estima que el tiempo promedio que se necesita para completar y enviar este cuestionario es 60 minutos. Este estimado incluye tiempo para leer las instrucciones, reunir y organizar la información, y llenar y revisar el cuestionario. Si desea hacer algún comentario acerca de la exactitud de este estimado de tiempo o si tiene alguna sugerencia sobre cualquier aspecto de esta encuesta, por favor envíenos los mismos al: Associate Director for Administration Comptroller, Attn: Paperwork Reduction Project 0607-0839, Room 3104, Federal Building 3, Bureau of the Census, Washington, DC 20233.

Appendix C.  
Industries Included in the  
1997 Economic Census of  
Puerto Rico—Wholesale  
Trade and Retail Trade

Apéndice C.  
Industrias Incluidas en el Censo  
Económico de Puerto Rico de  
1997—Comercio al Por Mayor  
y Comercio al Por Menor

SIC code	Short title	Código de la CIU	Título abreviado
--	<b>WHOLESALE TRADE</b>	--	<b>COMERCIO AL POR MAYOR</b>
50	<b>DURABLE GOODS</b>	50	<b>PRODUCTOS NO PERECEDEROS</b>
501	<b>Motor Vehicles, Parts, and Supplies</b>	501	<b>Vehículos de Motor, Piezas y Efectos</b>
5012	Automobiles and other motor vehicles	5012	Automóviles y otros vehículos de motor
5013	Motor vehicle supplies and new parts	5013	Piezas nuevas y accesorios para vehículos de motor
5014	Tires and tubes	5014	Llantas y cámaras de aire
5015	Motor vehicle parts, used	5015	Piezas usadas para vehículos de motor
502	<b>Furniture and Homefurnishings</b>	502	<b>Muebles y Efectos para el Hogar</b>
5021	Furniture	5021	Muebles
5023	Homefurnishings	5023	Efectos para el hogar
503	<b>Lumber and Construction Materials</b>	503	<b>Madera y Materiales de Construcción</b>
5031	Lumber, plywood, and millwork	5031	Madera, paneles de madera y productos de molinos
5032	Brick, stone, and related materials	5032	Ladrillo, piedra y materiales relacionados
5033	Roofing, siding, and insulation	5033	Tejado, tablas de forro y materiales de insulación
5039	Construction materials, nec	5039	Materiales de construcción no clasificados en otra parte
504	<b>Professional and Commercial Equipment</b>	504	<b>Equipo Profesional y Comercial</b>
5043	Photographic equipment and supplies	5043	Equipo y efectos fotográficos
5044	Office equipment	5044	Equipo de oficina
5045	Computers, peripherals, and software	5045	Computadoras, equipo periférico y programas de computadoras
5046	Commercial equipment, nec	5046	Equipo comercial no clasificado en otra parte
5047	Medical and hospital equipment	5047	Equipo médico y de hospital
5048	Ophthalmic goods	5048	Artículos oftálmicos
5049	Professional equipment, nec	5049	Equipo profesional no clasificado en otra parte
505	<b>Metals and Minerals, Except Petroleum</b>	505	<b>Metales y Minerales, Excepto Petróleo</b>
5051	Metals service centers and offices	5051	Centros de servicio y oficinas para metales
5052	Coal and other minerals and ores	5052	Carbón y otros minerales y minerales metálicos
506	<b>Electrical Goods</b>	506	<b>Efectos Eléctricos</b>
5063	Electrical apparatus and equipment	5063	Aparatos y equipo eléctrico
5064	Electrical appliances, televisions, and radios	5064	Enseres eléctricos, radio y televisores
5065	Electronic parts and equipment	5065	Piezas y equipo electrónico
507	<b>Hardware, Plumbing, and Heating Equipment</b>	507	<b>Artículos de Ferretería, Equipo y Efectos de Plomería y Calefacción</b>
5072	Hardware	5072	Artículos de ferretería
5074	Plumbing and hydronic heating supplies	5074	Equipo y efectos de plomería y calefacción hidrónica
5075	Warm air heating and air-conditioning	5075	Equipo y efectos para calefacción a base de aire caliente y para aire acondicionado
5078	Refrigeration equipment and supplies	5078	Equipo y efectos de refrigeración

SIC code	Short title	Código de la CIU	Título abreviado
--	<b>WHOLESALE TRADE—Con.</b>	--	<b>COMERCIO AL POR MAYOR—Con.</b>
<b>50</b>	<b>DURABLE GOODS—Con.</b>	<b>50</b>	<b>PRODUCTOS NO PERECEDEROS—Con.</b>
<b>508</b>	<b>Machinery, Equipment, and Supplies</b>	<b>508</b>	<b>Maquinaria, Equipo y Suministros</b>
5082	Construction and mining machinery	5082	Maquinaria de construcción y minería
5083	Farm and garden machinery	5083	Maquinaria y equipo para la finca y el jardín
5084	Industrial machinery and equipment	5084	Maquinaria y equipo industrial
5085	Industrial supplies	5085	Suministros industriales
5087	Service establishment equipment	5087	Equipo de establecimientos de servicio
5088	Transportation equipment and supplies	5088	Equipo y suministros de transporte
<b>509</b>	<b>Miscellaneous Durable Goods</b>	<b>509</b>	<b>Artículos No Perecederos Misceláneos</b>
5091	Sporting and recreational goods	5091	Efectos y artículos de recreación y deporte
5092	Toys and hobby goods and supplies	5092	Efectos y artículos de pasatiempo y juguetes
5093	Scrap and waste materials	5093	Materiales de sobras y desperdicios
5094	Jewelry and precious stones	5094	Joyas y piedras preciosas
5099	Durable goods, nec	5099	Artículos no perecederos no clasificados en otra parte
<b>51</b>	<b>NONDURABLE GOODS</b>	<b>51</b>	<b>ARTÍCULOS PERECEDEROS</b>
<b>511</b>	<b>Paper and Paper Products</b>	<b>511</b>	<b>Papel y Productos de Papel</b>
5111	Printing and writing paper	5111	Papel para escribir e imprimir
5112	Stationery and office supplies	5112	Papel para correspondencia y artículos de oficina
5113	Industrial and personal service paper	5113	Papel para uso industrial y personal
<b>512</b>	<b>Drugs, Proprietarys, and Sundries</b>	<b>512</b>	<b>Medicinas, Medicinas Patentizadas y Varios Artículos de Farmacia</b>
5122	Drugs, proprietarys, and sundries	5122	Medicinas, medicinas patentizadas y varios artículos de farmacia
<b>513</b>	<b>Apparel, Piece Goods, and Notions</b>	<b>513</b>	<b>Prendas de Vestir, Telas y Novedades</b>
5131	Piece goods and notions	5131	Telas y novedades
5136	Men's and boys' clothing	5136	Ropa para hombres y jovencitos
5137	Women's and children's clothing	5137	Ropa para damas y niños
5139	Footwear	5139	Calzado
<b>514</b>	<b>Groceries and Related Products</b>	<b>514</b>	<b>Comestibles y Productos Relacionados</b>
5141	Groceries, general line	5141	Comestibles, línea general
5142	Packaged frozen foods	5142	Alimentos congelados empacados
5143	Dairy products, except dried or canned	5143	Productos lácteos, excepto secos o enlatados
5144	Poultry and poultry products	5144	Aves y productos derivados
5145	Confectionery	5145	Confitería
5146	Fish and seafoods	5146	Pescados y mariscos
5147	Meats and meat products	5147	Carnes y productos derivados
5148	Fresh fruits and vegetables	5148	Frutas y vegetales frescos
5149	Groceries and related products, nec	5149	Comestibles y productos relacionados no clasificados en otra parte
<b>515</b>	<b>Farm-Product Raw Materials</b>	<b>515</b>	<b>Materias Primas Agrícolas</b>
5153	Grain and field beans	5153	Granos
5154	Livestock	5154	Ganado
5159	Farm-product raw materials, nec	5159	Materias primas agrícolas no clasificadas en otra parte

SIC code	Short title	Código de la CIU	Título abreviado
--	<b>WHOLESALE TRADE—Con.</b>	--	<b>COMERCIO AL POR MAYOR—Con.</b>
<b>51</b>	<b>NONDURABLE GOODS—Con.</b>	<b>51</b>	<b>ARTÍCULOS PERECEDEROS—Con.</b>
<b>516</b>	<b>Chemicals and Allied Products</b>	<b>516</b>	<b>Productos Químicos y Productos Análogos</b>
5162	Plastics materials and basic shapes	5162	Materiales plásticos y moldes básicos
5169	Chemicals and allied products, nec	5169	Productos químicos y productos análogos no clasificados en otra parte
<b>517</b>	<b>Petroleum and Petroleum Products</b>	<b>517</b>	<b>Petróleo y Productos de Petróleo</b>
5171	Petroleum bulk stations and terminals	5171	Terminales y depósitos para almacenaje de petróleo
5172	Petroleum products, nec	5172	Productos de petróleo no clasificados en otra parte
<b>518</b>	<b>Beer, Wine, and Distilled Beverages</b>	<b>518</b>	<b>Cerveza, Vino y Bebidas Alcohólicas Destiladas</b>
5181	Beer and ale	5181	Cerveza y cerveza amarga
5182	Wine and distilled beverages	5182	Vinos y bebidas alcohólicas destiladas
<b>519</b>	<b>Miscellaneous Nondurable Goods</b>	<b>519</b>	<b>Artículos Perecederos Misceláneos</b>
5191	Farm supplies	5191	Efectos agrícolas
5192	Books, periodicals, and newspapers	5192	Libros, revistas y periódicos
5193	Flowers and florists' supplies	5193	Flores y efectos de floristería
5194	Tobacco and tobacco products	5194	Tabaco y productos de tabaco
5198	Paints, varnishes, and supplies	5198	Pinturas, barnices y artículos relacionados
5199	Nondurable goods, nec	5199	Artículos perecederos no clasificados en otra parte
--	<b>RETAIL TRADE</b>	--	<b>COMERCIO AL POR MENOR</b>
<b>52</b>	<b>BUILDING MATERIALS AND GARDEN SUPPLIES</b>	<b>52</b>	<b>MATERIALES DE CONSTRUCCIÓN Y EFECTOS PARA EL JARDÍN</b>
<b>521</b>	<b>Lumber and Other Building Materials</b>	<b>521</b>	<b>Madera y Otros Materiales de Construcción</b>
5211	Lumber and other building materials	5211	Madera y otros materiales de construcción
<b>523</b>	<b>Paint, Glass, and Wallpaper Stores</b>	<b>523</b>	<b>Tiendas que Venden Pintura, Cristal y Papel para Empapelar Paredes</b>
5231	Paint, glass, and wallpaper stores	5231	Tiendas que venden pintura, cristal y papel para empapelar paredes
<b>525</b>	<b>Hardware Stores</b>	<b>525</b>	<b>Ferreterías</b>
5251	Hardware stores	5251	Ferreterías
<b>526</b>	<b>Retail Nurseries and Garden Stores</b>	<b>526</b>	<b>Viveros de Plantas y Tiendas de Efectos para el Jardín</b>
5261	Retail nurseries and garden stores	5261	Viveros de plantas y tiendas de efectos para el jardín
<b>527</b>	<b>Mobile Home Dealers</b>	<b>527</b>	<b>Comerciantes que se Dedican a la Venta de Casas Móviles</b>
5271	Mobile home dealers	5271	Comerciantes que se dedican a la venta de casas móviles
<b>53</b>	<b>GENERAL MERCHANDISE STORES</b>	<b>53</b>	<b>TIENDAS DE MERCANCÍA GENERAL</b>
<b>531</b>	<b>Department Stores</b>	<b>531</b>	<b>Tiendas por Departamento</b>
5311	Department stores	5311	Tiendas por departamento
<b>533</b>	<b>Variety Stores</b>	<b>533</b>	<b>Tiendas de Variedades</b>
5331	Variety stores	5331	Tiendas de variedades
<b>539</b>	<b>Miscellaneous General Merchandise Stores</b>	<b>539</b>	<b>Otras Tiendas de Mercancía General</b>
5399	Miscellaneous general merchandise stores	5399	Otras tiendas de mercancía general



SIC code	Short title	Código de la CIU	Título abreviado
- -	<b>RETAIL TRADE—Con.</b>	- -	<b>COMERCIO AL POR MENOR—Con.</b>
<b>54</b>	<b>FOOD STORES</b>	<b>54</b>	<b>TIENDAS DE ALIMENTOS</b>
<b>541</b>	<b>Grocery Stores</b>	<b>541</b>	<b>Tiendas de Alimentos</b>
5411 pt.	Grocery stores	5411 pt.	Tiendas de alimentos
5411 pt.	Supermarkets	5411 pt.	Supermercados
5411 pt.	Cash and Carry	5411 pt.	Cash and carry
<b>542</b>	<b>Meat and Fish Markets</b>	<b>542</b>	<b>Mercados de Carne y Pescado</b>
5421	Meat and fish markets	5421	Mercados de carne y pescado
<b>543</b>	<b>Fruit and Vegetable Markets</b>	<b>543</b>	<b>Mercados de Frutas y Vegetales</b>
5431	Fruit and vegetable markets	5431	Mercados de frutas y vegetales
<b>544</b>	<b>Candy, Nut, and Confectionery Stores</b>	<b>544</b>	<b>Tiendas de Dulces, Nueces y Confitería</b>
5441	Candy, nut, and confectionery stores	5441	Tiendas de dulces, nueces y confitería
<b>545</b>	<b>Dairy Products Stores</b>	<b>545</b>	<b>Tiendas de Productos Lácteos</b>
5451	Dairy products stores	5451	Tiendas de productos lácteos
<b>546</b>	<b>Retail Bakeries</b>	<b>546</b>	<b>Panaderías Detallistas</b>
5461	Retail bakeries	5461	Panaderías detallistas
<b>549</b>	<b>Miscellaneous Food Stores</b>	<b>549</b>	<b>Otras Tiendas de Alimentos</b>
5499	Miscellaneous food stores	5499	Otras tiendas de alimentos
<b>55</b>	<b>AUTOMOTIVE DEALERS AND SERVICE STATIONS</b>	<b>55</b>	<b>AGENCIAS AUTOMOVILÍSTICAS Y ESTACIONES DE GASOLINA</b>
<b>551</b>	<b>New and Used Car Dealers</b>	<b>551</b>	<b>Agencias que Venden Carros Nuevos y Usados</b>
5511	New and used car dealers	5511	Agencias que venden carros nuevos y usados
<b>552</b>	<b>Used Car Dealers</b>	<b>552</b>	<b>Agencias que Venden Carros Usados</b>
5521	Used car dealers	5521	Agencias que venden carros usados
<b>553</b>	<b>Auto and Home Supply Stores</b>	<b>553</b>	<b>Tiendas de Efectos para Automóviles y para el Hogar</b>
5531	Auto and home supply stores	5531	Tiendas de efectos para automóviles y para el hogar
<b>554</b>	<b>Gasoline Service Stations</b>	<b>554</b>	<b>Estaciones de Gasolina</b>
5541	Gasoline service stations	5541	Estaciones de gasolina
<b>555</b>	<b>Boat Dealers</b>	<b>555</b>	<b>Agencias que Venden Botes</b>
5551	Boat dealers	5551	Agencias que venden botes
<b>556</b>	<b>Recreational Vehicle Dealers</b>	<b>556</b>	<b>Agencias de Vehículos de Recreación</b>
5561	Recreational vehicle dealers	5561	Agencias de vehículos de recreación
<b>557</b>	<b>Motorcycle Dealers</b>	<b>557</b>	<b>Agencias de Motocicletas</b>
5571	Motorcycle dealers	5571	Agencias que venden motocicletas
<b>559</b>	<b>Automotive Dealers, NEC</b>	<b>559</b>	<b>Agencias que Venden Automóviles, No Clasificados en Otra Parte</b>
5599	Automotive dealers, nec	5599	Agencias que venden automóviles, no clasificados en otra parte

SIC code	Short title	Código de la CIU	Título abreviado
- -	<b>RETAIL TRADE—Con.</b>	- -	<b>COMERCIO AL POR MENOR—Con.</b>
<b>56</b>	<b>APPAREL AND ACCESSORY STORES</b>	<b>56</b>	<b>TIENDAS DE ROPA Y ACCESORIOS</b>
<b>561</b> 5611	<b>Men's and Boys' Clothing Stores</b> Men's and boys' clothing stores	<b>561</b> 5611	<b>Tiendas de Ropa para Jóvenes y Caballeros</b> Tiendas de ropa para jóvenes y caballeros
<b>562</b> 5621	<b>Women's Clothing Stores</b> Women's clothing stores	<b>562</b> 5621	<b>Tiendas de Ropa para Damas</b> Tiendas de ropa para damas
<b>563</b> 5632	<b>Women's Accessory and Specialty Stores</b> Women's accessory and specialty stores	<b>563</b> 5632	<b>Tiendas de Accesorios y Artículos Especiales para Damas</b> Tiendas de accesorios y artículos especiales para damas
<b>564</b> 5641	<b>Children's and Infants' Wear Stores</b> Children's and infants' wear stores	<b>564</b> 5641	<b>Tiendas de Ropa para Niños</b> Tiendas de ropa para niños
<b>565</b> 5651	<b>Family Clothing Stores</b> Family clothing stores	<b>565</b> 5651	<b>Tiendas de Ropa para la Familia</b> Tiendas de ropa para la familia
<b>566</b> 5661	<b>Shoe Stores</b> Shoe stores	<b>566</b> 5661	<b>Tiendas de Calzado</b> Tiendas de calzado
<b>569</b> 5699	<b>Miscellaneous Apparel and Accessory Stores</b> Miscellaneous apparel and accessory stores	<b>569</b> 5699	<b>Otras Tiendas de Ropa y Accesorios</b> Otras tiendas de ropa y accesorios
<b>57</b>	<b>FURNITURE AND HOMEFURNISHINGS STORES</b>	<b>57</b>	<b>TIENDAS DE MUEBLES, EFECTOS Y EQUIPO PARA EL HOGAR</b>
<b>571</b> 5712 5713 5714 5719	<b>Furniture and Homefurnishings Stores</b> Furniture stores Floor covering stores Drapery and upholstery stores Miscellaneous homefurnishings stores	<b>571</b> 5712 5713 5714 5719	<b>Tiendas de Muebles, Efectos y Equipo para el Hogar</b> Mueblerías Tiendas de cubiertas para pisos Tiendas de cortinas y tapicería Otras tiendas de efectos para el hogar
<b>572</b> 5722	<b>Household Appliance Stores</b> Household appliance stores	<b>572</b> 5722	<b>Tiendas de Enseres para el Hogar</b> Tiendas de enseres para el hogar
<b>573</b> 5731 5734 5735 5736	<b>Radio, Television, and Computer Stores</b> Radio, television, and electronic stores Computer and software stores Record and prerecorded tape stores Musical instrument stores	<b>573</b> 5731 5734 5735 5736	<b>Tiendas de Radios, Televisores y Computadoras</b> Tiendas de radios, televisores y enseres eléctricos Tiendas de computadoras y programas de computadora Tiendas de discos y cintas magnetofónicas pregrabadas Tiendas de instrumentos musicales
<b>58</b>	<b>EATING AND DRINKING PLACES</b>	<b>58</b>	<b>LUGARES DONDE SE VENDE COMIDA Y BEBIDA</b>
<b>581</b> 5812 5812 pt. 5812 pt. 5812 pt. 5812 pt. 5812 pt. 5813	<b>Eating and Drinking Places</b> Eating places Cafeteria Restaurant Refreshment Fast food Other eating places Drinking places	<b>581</b> 5812 5812 pt. 5812 pt. 5812 pt. 5812 pt. 5812 pt. 5813	<b>Lugares Donde Se Vende Comida y Bebida</b> Lugares donde se vende comida Cafetería Restaurante Lugar de refrigerio Restaurante "Fast Food" Otro lugar para comer Lugares donde se vende bebida

SIC code	Short title	Código de la CIU	Título abreviado
--	<b>RETAIL TRADE—Con.</b>	--	<b>COMERCIO AL POR MENOR—Con.</b>
<b>59</b>	<b>MISCELLANEOUS RETAIL</b>	<b>59</b>	<b>OTRAS TIENDAS DE COMERCIO AL POR MENOR</b>
<b>591</b>	<b>Drug Stores and Proprietary Stores</b>	<b>591</b>	<b>Farmacias y Tiendas Que Venden Medicinas y Medicinas Especiales Patentizadas</b>
5912	Drug stores and proprietary stores	5912	Farmacias y tiendas que venden medicinas y medicinas especiales patentizadas
<b>592</b>	<b>Liquor Stores</b>	<b>592</b>	<b>Licorerías</b>
5921	Liquor stores	5921	Licorerías
<b>593</b>	<b>Used Merchandise Stores</b>	<b>593</b>	<b>Tiendas de Mercancía Usada</b>
5932	Used merchandise stores	5932	Tiendas de mercancía usada
<b>594</b>	<b>Miscellaneous Shopping Goods Stores</b>	<b>594</b>	<b>Tiendas que Venden Mercancía Miscelánea</b>
5941	Sporting goods and bicycle shops	5941	Tiendas de efectos deportivos y bicicletas
5942	Book stores	5942	Librerías
5943	Stationery stores	5943	Tiendas que venden papel y otros materiales de correspondencia
5944	Jewelry stores	5944	Joyerías
5945	Hobby, toy, and game shops	5945	Tiendas de juguetes, juegos y pasatiempo
5946	Camera and photographic supply stores	5946	Tiendas de cámaras y efectos fotográficos
5947	Gift, novelty, and souvenir shops	5947	Tiendas de regalos, novedades y "souvenirs"
5948	Luggage and leather goods stores	5948	Tiendas que venden maletas y artículos de cuero
5949	Sewing, needlework, and piece goods	5949	Tiendas de telas y artículos de costura
<b>596</b>	<b>Nonstore Retailers</b>	<b>596</b>	<b>Vendedores de Mercancía que no se Vende en Establecimientos</b>
5961	Catalog and mail-order houses	5961	Casas que venden mercancía por correo y por catálogo
5962	Merchandising machine operators	5962	Administradores de distribuidores automáticos de mercancía
5963	Direct selling establishments	5963	Establecimientos que venden mercancía directamente al cliente
<b>598</b>	<b>Fuel Dealers</b>	<b>598</b>	<b>Distribuidores de Combustible</b>
5983	Fuel oil dealers	5983	Distribuidores de aceite combustible
5984	Liquefied petroleum gas dealers	5984	Distribuidores de gas líquido
5989	Fuel dealers, nec	5989	Distribuidores de combustible no clasificados en otra parte
<b>599</b>	<b>Retail Stores, NEC</b>	<b>599</b>	<b>Tiendas de Comercio al por Menor No Clasificadas en Otra Parte</b>
5992	Florists	5992	Floristerías
5993	Tobacco stores and stands	5993	Puestos y tiendas de tabaco
5994	News dealers and newsstands	5994	Agencias y puestos de revistas y periódicos
5995	Optical goods stores	5995	Tiendas que venden artículos ópticos
5999	Miscellaneous retail stores, nec	5999	Otras tiendas de comercio al por menor, no clasificadas en otra parte

# Publication Program

---

## 1997 ECONOMIC CENSUS OF OUTLYING AREAS

Publications of the 1997 Economic Census of Outlying Areas containing data on construction, manufacturing, retail trade, wholesale trade, and service establishments are described below.

### Printed Reports

#### Puerto Rico—4 reports (OA97E-1 to -4)

*Retail Trade, Wholesale Trade, and Service Industries*

**Geographic Area Statistics (OA97E-1).** The area report presents data for the wholesale and retail trades and service industries. It includes varied kind-of-business detail on number of establishments, sales or receipts, payroll, employment, proprietors and partners working, and legal form of organization. Data are presented for Puerto Rico, commercial regions, and municipios. Retail trade data include total and selling floor space, franchise holders, and class of customer for selected kinds of business. Wholesale trade data on inventories, operating expenses, class of customer, and employment by principal activity are presented by kind of business. Data for hotels and motels by type of receipts and number of rooms are published for service industries.

*Retail Trade and Wholesale Trade*

**Subject Statistics (OA97E-2).** The subject report presents commodity and merchandise line sales data for retail and wholesale trades by kind of business for Puerto Rico.

*Construction Industries*

**Construction Industries (OA97E-3).** This report presents summary, industry, and geographic area statistics. The industry chapter presents 1997 data for industries on the number of construction establishments; value of construction work; employment; proprietors and partners working; payroll; hours worked; payments to subcontractors; payments for materials, components, and supplies; payments for power, fuels, and lubricants; payments for selected purchased services; payments for rental of machinery, equipment, and structures; value added; and

capital expenditures during the year. Selected data are shown for selected industries by geographic location of establishments and by legal form of organization. Data are also provided for establishments by employment size.

*Manufacturing*

**Manufacturing (OA97E-4).** This report includes data on the number of establishments, employment, proprietors and partners working, payroll, value of shipments, value added by manufactures, class of customer, inventories, costs of materials, capital expenditures, and country of destination. Statistics are shown by industry and geographic area.

#### Virgin Islands of the United States—1 report (OA97E-5)

This report presents data by kind of business for construction industries, manufactures, retail trade, wholesale trade, and service industries. In addition to data for the Virgin Islands as a whole, data are presented for St. Thomas and St. John (combined to prevent disclosure problems), St. Croix, and the towns of Charlotte Amalie, Christiansted, and Frederiksted.

#### Guam—1 report (OA97E-6)

This report presents data by kind of business for construction industries, manufactures, retail trade, wholesale trade, and service industries. Tables present data for Guam and its election districts.

#### Northern Mariana Islands—1 report (OA97E-7)

This report presents data by kind of business for construction industries, manufactures, retail trade, wholesale trade, and service industries. Tables present data for the Northern Mariana Islands and the four municipalities.

## ELECTRONIC MEDIA

All results of the 1997 Economic Census will be available on the Census Bureau Internet site ([www.census.gov](http://www.census.gov)) and on compact discs (CD-ROM) for sale by the Census Bureau. For more information, including a description of electronic and printed reports being issued, see the Internet site, or write to U.S. Census Bureau, Washington DC 20233-8300, or call Customer Services at 301-457-4100.



Puerto Rico

1997

Issued May 2001

OA97E-3

**1997 Economic Census of Outlying Areas**  
*Construction Industries*



**U S C E N S U S B U R E A U**  
*Helping You Make Informed Decisions*

U.S. Department of Commerce  
Economics and Statistics Administration  
U.S. CENSUS BUREAU



## ACKNOWLEDGMENTS

Many persons participated in the various activities of the 1997 Economic Census of Outlying Areas, Puerto Rico. The Economic Planning and Coordination Division, **Lawrence A. Blum**, Assistant Chief for Collection Activities assisted by **B.J. Fitzpatrick**, Chief, Mailout and Data Capture Branch, was responsible for developing the systems and procedures for mailout, receipts, and data capture. **Shirin A. Ahmed**, Assistant Chief for Post-Collection Processing, was responsible for edit procedures and designing the interactive analytical software. Design and specifications were prepared under the supervision of **Dennis L. Shoemaker**, Chief, Census Processing Branch, assisted by **John D. Ward**. Primary staff assistance was provided by **Sonya P. Curcio**, **Richard W. Graham**, and **Cheryl E. Merkle**. The Economic Product Team, with primary contributions from **Andrew W. Hait** assisted by **Robert A. Swartz** was responsible for the development of the system to disseminate 1997 Economic Census reports.

Company Statistics Division prepared this report. **Ruth A. Runyan**, Assistant Chief for Surveys and Programs was responsible for the overall planning, management, and coordination. Planning and implementation were under the direction of **Eddie J. Salyers**, Chief, Economic Census Branch, assisted by **Irma F. Harahush** and **Aida Margarita Sole**, Section Chiefs. Primary staff assistance was provided by **Lillyana J. Najafzadeh**, **Victor X. Souphom**, and **James W. McFarland**.

Mathematical and statistical techniques were provided by **Ruth E. Detlefsen**, Assistant Chief for Research and Methods, assisted by **Carol V. Caldell**, Chief, Statistical Research and Methods Branch. **Amy M. Newman-Smith** provided primary staff assistance.

The staff of the National Processing Center, **Judith N. Petty**, Chief, assisted by **Mark T. Grice**, Assistant Chief for

Processing, performed mailout preparation, receipt operations, and clerical and analytical review activities. Preparations and planning were under the direction of **Matthew P. Aulbach**, Chief, Census Operations Branch, assisted by **Denise D. Anderson** and **Grant G. Goodwin**, Section Chiefs. Additional assistance was provided by **Teresa A. Branstetter**, **Remona F. Gilbert**, and **Arthur B. Stewart**.

The Economic Statistical Methods and Programming Division, **Charles P. Pautler Jr.**, Chief, assisted by **Martin S. Harahush**, Assistant Chief for Quinquennial Programs, developed and implemented computer processing systems. **Robert S. Jewett**, and **Barbara L. Lambert** assisted by **Lisa R. Draper** provided special computer processing. **William C. Wester**, Chief, Services Branch, assisted by **David H. Hiller**, **Dennis P. Kelly**, and **Jeffrey S. Rosen**, supervised the preparation of computer programs. Additional programming assistance was provided by **Gilbert J. Flodine**.

The International Programs Center, **Peter O. Way**, Chief, assisted by **Robert D. Bush**, Chief, Training and Technical Assistance Branch, supervised the preparation of computer programs. **Michael T. Stroot** provided special computer processing.

**Kim D. Ottenstein**, **Bernadette J. Gayle**, **Crystal M. Pate**, and **Laurene V. Qualls** of the Administrative and Customer Services Division, **Walter C. Odom**, Chief, provided publications and printing management, graphics design and composition, and editorial review for print and electronic media. General direction and production management were provided by **Michael G. Garland**, Assistant Chief, and **Gary J. Lauffer**, Chief, Publications Services Branch.

Special acknowledgment is also due the many businesses whose cooperation has contributed to the publication of these data.

---

Puerto Rico

1997

Issued May 2001

OA97E-3

**1997 Economic Census of Outlying Areas**  
*Construction Industries*



**U.S. Department of Commerce**  
**Donald L. Evans,**  
Secretary

**Economics  
and Statistics  
Administration**  
**J. Lee Price,**  
Acting Under Secretary for  
Economic Affairs

**U.S. CENSUS BUREAU**  
**William G. Barron, Jr.,**  
Acting Director

---





**Economics  
and Statistics  
Administration**

**J. Lee Price,**  
Acting Under Secretary  
for Economic Affairs



**U.S. CENSUS BUREAU**

**William G. Barron, Jr.,**  
Acting Director

**William G. Barron, Jr.,**  
Deputy Director

**Vacant,**  
Principal Associate Director  
for Programs

**Frederick T. Knickerbocker,**  
Associate Director  
for Economic Programs

**Thomas L. Mesenbourg,**  
Assistant Director  
for Economic Programs

**Ewen M. Wilson,**  
Chief, Company Statistics  
Division

## CONTENTS

Introduction .....	1
<b>FIGURES</b>	
1. Dollar Value of Construction Work by Selected Type of Construction: 1997 and 1992 .....	9
2. Percent Change in Dollar Value of Construction Work and Payroll by Selected Type of Construction: 1992 to 1997 .....	10
3. Selected Municipios Ranked by Dollar Value of Construction Work: 1997 .....	11
4. Annual Payroll Per Employee by Selected Type of Construction: 1997 and 1992 .....	12
Map .....	13
<b>TABLES</b>	
Summary Statistics	
1. Establishments by Industry for Municipios: 1997 .....	15
2. General Statistics for Establishments by Major Industry Group: 1997, 1992, 1987, 1982, and 1977 .....	55
3. Selected Statistics for Establishments by Employment Size: 1997, 1992, 1987, 1982, and 1977 .....	56
4. Selected Statistics for Establishments by Legal Form of Organization: 1997, 1992, 1987, 1982, and 1977 .....	57
5. General Statistics for Establishments by Metropolitan Areas: 1997 .....	58
6. Class and Ownership of Construction Projects for Establishments: 1997, 1992, 1987, 1982, and 1977 .....	58
7. Type of Construction Statistics for Establishments: 1997, 1992, 1987, 1982, and 1977 .....	59
Industry Statistics	
1. Detailed Statistics for Establishments by Industry: 1997 .....	61
2. Assets, Capital Expenditures, and Depreciation for Establishments by Industry: 1997 .....	65
3. Selected Statistics for Establishments by Industry and Employment Size: 1997 .....	67
4. Selected Statistics for Establishments by Industry and Type of Corporation: 1997 .....	75
5. Basic Statistics for Establishments by Industry and Selected Municipios: 1997 .....	84
6. Class and Ownership of Construction Projects for Establishments by Industry: 1997 .....	112
7. Type of Construction Statistics for Establishments by Industry: 1997 .....	113
8. Dollar Value of Business by Kind-of-Business Activity: 1997 ...	120

## CONTENTS

Introducción.....	1
<b>GRÁFICAS</b>	
1. Valor en Dólares de los Trabajos de Construcción Según una Selección de Tipos de Construcción: 1997 y 1992.....	9
2. Cambio en el Por Ciento del Valor en Dólares de los Trabajos de Construcción y la Nómina Según una Selección de Tipos de Construcción: 1992 a 1997.....	10
3. Selección de Municipios Ordenados Según el Valor en Dólares de los Trabajos de Construcción: 1997.....	11
4. Nómina Anual por Empleado Según una Selección de Tipos de Construcción: 1997 y 1992.....	12
Mapa.....	14
<b>TABLAS</b>	
<b>Estadísticas Sumarias</b>	
1. Establecimientos Según la Industria para Municipios: 1997....	15
2. Estadísticas Generales de los Establecimientos Según el Grupo Industrial Principal: 1997, 1992, 1987, 1982, y 1977...	55
3. Estadísticas Seleccionadas de los Establecimientos Según el Volumen de Empleo: 1997, 1992, 1987, 1982, y 1977.....	56
4. Estadísticas Seleccionadas de los Establecimientos Según la Organización Jurídica: 1997, 1992, 1987, 1982, y 1977.....	57
5. Estadísticas Generales de los Establecimientos Según las Áreas Metropolitanas: 1997.....	58
6. Tipos de Construcción y Propiedad de Proyectos de Construcción de los Establecimientos: 1997, 1992, 1987, 1982, y 1977.....	58
7. Estadísticas Sobre Tipos de Construcción de los Establecimientos : 1997, 1992, 1987, 1982, y 1977.....	59
<b>Estadísticas Industriales</b>	
1. Estadísticas Detalladas de los Establecimientos Según la Industria: 1997.....	61
2. Activo, Gastos de Capital y Depreciación de los Establecimientos Según la Industria: 1997.....	65
3. Estadísticas Seleccionadas de los Establecimientos Según la Industria y el Volumen de Empleo: 1997.....	67
4. Estadísticas Seleccionadas de los Establecimientos Según la Industria y el Tipo de Corporación: 1997.....	75
5. Estadísticas Básicas de los Establecimientos Según la Industria y los Municipios Seleccionados: 1997.....	84
6. Tipos de Construcción y Propiedad de Proyectos de Construcción de los Establecimientos Según la Industria: 1997.....	112
7. Estadísticas Sobre Tipos de Construcción de los Establecimientos Según la Industria: 1997.....	113
8. Valor del Negocio en Dólares de los Establecimientos Según el Tipo de Actividad Comercial: 1997.....	120

---

TABLES—Con.

Area Statistics

1.	Detailed Statistics for Establishments by Municipios: 1997 . . . . .	136
2.	Assets, Capital Expenditures, and Depreciation for Establishments by Municipios: 1997 . . . . .	140
3.	Selected Statistics for Establishments by Municipios and Employment Size: 1997 . . . . .	142
4.	Basic Statistics for Establishments by Municipios and Industry: 1997 . . . . .	162
5.	Class and Ownership of Construction Projects for Establishments by Municipios: 1997 . . . . .	189
6.	Type of Construction Statistics for Establishments by Municipios: 1997 . . . . .	190

APPENDIXES

A.	Explanation of Terms . . . . .	A-1
B.	Report Form and Information Sheet . . . . .	B-1
C.	Industries Included in the 1997 Economic Census of Puerto Rico—Construction . . . . .	C-1

Publication Program—Inside Back Cover

---

TABLAS—Con.

Estadísticas por Áreas

1.	Estadísticas Detalladas de los Establecimientos para Municipios Seleccionados: 1997 .....	136
2.	Activo, Gastos de Capital y Depreciación de los Establecimientos Según los Municipios Seleccionados: 1997 .	140
3.	Estadísticas Seleccionadas de los Establecimientos Según los Municipios Seleccionados y Volumen de Empleo: 1997 .....	142
4.	Estadísticas Básicas de los Establecimientos Según los Municipios Seleccionados y la Industria: 1997 .....	162
5.	Tipos de Construcción y Propiedad de Proyectos de Construcción de los Establecimientos Según los Municipios Seleccionados: 1997 .....	189
6.	Estadísticas Sobre Tipos de Construcción de los Establecimientos Según los Municipios Seleccionados: 1997 .	190

APÉNDICES

A.	Explicación de los Términos .....	A-1
B.	Cuestionario y Hoja de Información .....	B-1
C.	Industrias Incluidas en el Censo Económico de Puerto Rico de 1997—Construcción .....	C-1

Programa de Publicación—Dentro de la contraportada

# Introduction

# Introducción

---

## HISTORY OF THE ECONOMIC CENSUS

Economic censuses were conducted in Puerto Rico beginning with a census of manufactures for 1909 and continuing at 10-year intervals through 1949, excepting 1929. Wholesale and retail trades and service industries were included as part of the economic censuses for 1939. Starting with 1949 through 1997, the censuses of wholesale and retail trades and service industries have been conducted concurrently with the census of manufactures. The census of construction industries has been included since 1967. Congress has authorized the economic censuses to be taken at 5-year intervals covering years ending in 2 and 7.

## USES OF THE CENSUS

The economic census provides essential information for government, business, industry, and the general public and is the primary source of facts about the structure and function of the economy. The census furnishes an important part of the framework for such composite measures as the net income and gross product of Puerto Rico. In forecasting and planning, censuses are especially useful in analyzing the gross product in terms of the transactions that determine its size and composition. The economic census also provides weights and a benchmark for indices of industrial production, productivity, and price, all of which are essential for understanding current economic developments.

Commonwealth and municipal governments use census data to assess business activities within their jurisdictions. The private sector uses the data to forecast general economic conditions; analyze sales performance; lay out sales territories; allocate funds for advertising; decide on locations for new plants, warehouses, or stores; and measure potential markets in terms of size, geographic areas, kinds of business, and kinds of products made or sold.

## HISTORIA DEL CENSO ECONÓMICO

El censo de manufactura de 1909 marcó el comienzo del censo económico en Puerto Rico, que hasta 1949 se realizó a intervalos de 10 años exceptuando el año 1929. Las actividades del comercio al por mayor y al por menor, al igual que las de las industrias de servicios fueron incluidas como parte del censo económico de 1939. Por primera vez en 1949 hasta 1997, los censos de comercio al por mayor, comercio al por menor e industrias de servicios fueron tomados al mismo tiempo que el censo de manufactura. El censo de las industrias de construcción ha estado incluido desde 1967. El Congreso ha dado su autorización para que los censos económicos se realicen cada 5 años, cubriendo los años que terminan en 2 y 7.

## USOS DEL CENSO

El censo económico provee información esencial para el gobierno, el comercio, la industria y el público en general y es la fuente principal de datos acerca de la estructura y función de la economía. El censo proporciona una parte importante del sistema mediante el cual se preparan estimados compuestos, tales como el ingreso neto y el producto bruto de Puerto Rico. Los censos son particularmente útiles en las etapas de proyección y planificación, durante las cuales se analiza el producto bruto en términos de las transacciones que determinan su volumen y composición. El censo económico provee además las ponderaciones y las cifras de referencia que se utilizan en la elaboración de índices de precios, productividad y producción industrial, los cuales son esenciales para comprender el desarrollo económico actual.

Tanto el gobierno del Estado Libre Asociado como los gobiernos municipales utilizan los datos censales para evaluar las actividades comerciales que tienen lugar dentro de sus respectivas jurisdicciones. El sector privado emplea dichos datos para pronosticar la situación económica en general; analizar el volumen de ventas; determinar las regiones donde llevarán a cabo sus actividades comerciales; asignar fondos con fines publicitarios; determinar la localización de nuevas tiendas, plantas o almacenes; y medir mercados potenciales en lo que respecta a tamaño, áreas geográficas, clases de actividades comerciales y clases de productos vendidos o manufacturados.

## AUTHORITY

The 1997 Economic Census is authorized by an act of the U.S. Congress, Title 13, U.S. Code, sections 131, 191, and 224, and by an act of the Legislature of the Commonwealth of Puerto Rico, Law No. 11, approved March 27, 1950. The census of 1997 covered manufacturing, construction industries, wholesale trade, retail trade, and service industries. The next economic census of Puerto Rico is scheduled to be taken in 2003 covering the year 2002.

## CENSUS DISCLOSURE RULES

In accordance with federal law governing census reports, no data are published that would disclose the operations of an individual establishment or business. However, the number of establishments in a kind-of-business classification is not considered a disclosure, so this information may be released even though other information is withheld.

## COMPARABILITY OF DATA

The 1992 and 1997 Economic Censuses data were collected under similar conditions and procedures except for the following:

**Geographic Areas.** On June 30, 1996, the Office of Management and Budget (OMB) announced revised definitions for Puerto Rico's metropolitan statistical areas (MSAs), primary metropolitan statistical areas (PMSAs), and consolidated metropolitan statistical areas (CMSAs). Data for the 1997 Economic Census—Construction have been tabulated using the revised MSA definitions. The historical data for 1992 was not re-tabulated for the new MSAs due to disclosure considerations caused by the new definitions.

## SCOPE

The 1997 Economic Census—Construction covers all employer establishments (establishments with payroll) primarily engaged in contract construction (general contractors, building construction by operative builders,<sup>1</sup> and special trade contractors) or in subdividing real property into lots (subdividers and developers, except cemeteries) as defined in the *1987 Standard Industrial Classification (SIC) Manual*.<sup>2</sup> This is the system of industrial classification developed over a period of years by experts on classification in government and private industry under the guidance of the Office of Management and Budget.

<sup>1</sup>Investment builders (establishments primarily engaged in construction on own account for lease or rental) were not included in this census.

<sup>2</sup>*Standard Industrial Classification Manual: 1987*. For sale by Superintendent of Documents, U.S. Government Printing Office, Washington, DC 20402. Stock No. 041-001-00314-2.

## AUTORIZACIÓN

El Censo Económico de 1997 es requerido por una ley del Congreso de los EE.UU.-secciones 131, 191 y 224, título 13 del Código de los EE.UU.-y por la Ley No. 11 de la Legislatura del Estado Libre Asociado de Puerto Rico, que fuera aprobada el 27 de marzo de 1950. El Censo Económico de 1997 abarcó las industrias de construcción, manufactura, comercio al por mayor, comercio al por menor y servicios. El próximo censo económico de Puerto Rico se llevará a cabo en 2003 a fin de cubrir el año 2002.

## REGLAS SOBRE DIVULGACIÓN

De acuerdo con la ley federal que rige los informes censales, los datos que se publican no divulgan las operaciones de un establecimiento o negocio en particular. Sin embargo, el número de establecimientos clasificados bajo un tipo de negocio no constituye una divulgación, por lo tanto esta información puede ser publicada aunque otra información sea suprimida.

## COMPARABILIDAD ENTRE LOS DATOS

Los censos de 1992 y 1997 se realizaron bajo condiciones y procedimientos similares, excepto en lo siguiente:

**Áreas Geográficas.** El 30 junio de 1996, la Oficina de Administración y Presupuesto (OMB) anunció revisiones para las definiciones de las áreas estadísticas metropolitanas (AEM), las áreas estadísticas metropolitanas primarias (AEMP) y las áreas estadísticas metropolitanas consolidadas (AEMC) para Puerto Rico. Los datos del Censo Económico de 1997—Construcción han sido tabulados usando las revisiones de las definiciones de las AEM. Los datos históricos para el 1992 no fueron re-tabulados para las nuevas AEM debido a consideraciones sobre la divulgación de los datos causadas por las nuevas definiciones.

## ALCANCE

El Censo Económico de Puerto Rico de 1997—Construcción cubre todos los establecimientos patronales (establecimientos con nómina) que se dedican principalmente a la construcción por contrato (contratistas generales, construcción de edificios por constructores operativos<sup>1</sup> y contratistas de oficios especiales) o a la subdivisión de bienes raíces en solares (urbanizadores y lotificadores, excepto cementerios) tal y como se definen en el *1987 Standard Industrial Classification Manual*.<sup>2</sup> Este sistema de clasificación industrial uniforme (CIU) ha sido desarrollado durante un período de años por expertos en clasificación en el gobierno y en la empresa privada, bajo la dirección de la Oficina de Administración y Presupuesto.

<sup>1</sup>Los constructores inversionistas (establecimientos que se dedican principalmente a la construcción por cuenta propia para arrendamiento o alquiler) no fueron incluidos en este censo.

<sup>2</sup>*Standard Industrial Classification Manual: 1987*. A la venta por medio de: Superintendent of Documents, U. S. Government Printing Office, Washington, DC 20402. Número de mercancía: 041-001-00314-2.

Construction is composed of two broad categories: (1) new construction and (2) maintenance and repair. New construction includes the complete, original erection of structures and essential service facilities, additions, alterations involving structural changes, and initial installation of integral equipment, such as elevators and escalators. Maintenance and repair includes the restoration of existing buildings or other structures or their service facilities, including replacement of integral parts. It also includes repainting, repapering, reroofing, redredging, railroad maintenance-right-of-way, and street and highway patching and minor resurfacing.

In addition to buildings, "structures" include highways and streets; dams; water towers; power transmission and distribution lines; petroleum and gas pipelines and distribution lines; radio, television, and radar towers; water supply lines and sewers; and all similar work built into or affixed to the land.

**Contract construction.** The SIC manual defines three broad types of activity: (1) building construction by general contractors or by operative builders, (2) other construction by general contractors, and (3) construction by special trade contractors.

- 1. Building construction by general contractors or operative builders.** General building contractors are primarily engaged in the construction of dwellings, office buildings, stores, farm buildings, and other projects of a similar character. Operative builders are primarily engaged in constructing buildings or other structures on their own account, acting as their own general contractor. These structures are generally sold when completed. Investment builders, primarily engaged in construction on their own account for rent or lease, were not included within the scope of the construction census.
- 2. Heavy construction other than building construction by contractors.** Often referred to as heavy construction contractors, these contractors are primarily engaged in the construction of highways, streets, bridges, and tunnels; docks and piers; dams and water projects; sewage collection treatment, and disposal facilities; storm sewer systems; air fields; and other heavy construction, which involves either earth moving or the erection of structures other than buildings.
- 3. Construction by special trade contractors.** Special trade contractors are primarily engaged in specialized construction activities, such as plumbing, painting, electrical work, carpentry, etc.

La construcción se compone de dos categorías generales: (1) construcción nueva y (2) mantenimiento y reparación. La construcción nueva incluye la construcción original y completa de estructuras y facilidades de servicio, ampliaciones y alteraciones que constituyen cambios a la estructura y la instalación inicial de equipos esenciales, tales como elevadores y escaleras eléctricas. Bajo mantenimiento y reparación están incluidos la restauración de edificios u otras estructuras, facilidades de servicio y el reemplazo de piezas esenciales. También se incluyen el mantenimiento y reparación de pintura, empapelado, techado, dragado, mantenimiento de ferrocarriles y reparaciones menores de calles y carreteras.

Además de edificios, las "estructuras" incluyen calles y carreteras; diques; reservas de agua; líneas para la transmisión y distribución de energía; oleoductos y gasoductos y líneas de distribución; radio; televisión y torres de radares; acueductos y alcantarillados y todo trabajo que sea construido dentro de la tierra o agregado a la misma.

**Construcción por contrato.** El Manual de CIU define tres tipos de actividades generales: (1) construcción de edificios por contratistas generales o por constructores operativos, (2) otra construcción por contratistas generales y (3) construcción por contratistas de oficios especiales.

- 1. Construcción de edificios por contratistas generales o por constructores operativos.** Los contratistas generales de este tipo se dedican principalmente a la construcción de edificios residenciales, edificios para oficinas y para tiendas, edificios agrícolas y otros proyectos de carácter similar. Los constructores operativos se dedican principalmente a la construcción de edificios u otras estructuras por cuenta propia, como si ellos mismos fueran su propio contratista general. Dichas estructuras generalmente se venden al ser completadas. Los constructores inversionistas, quienes se dedican principalmente a construir estructuras por cuenta propia para alquiler o arrendamiento, no fueron incluidos dentro del alcance del censo de construcción.
- 2. Otra construcción por contratistas.** Estos contratistas, quienes se conocen comúnmente como contratistas de construcción pesada, se dedican principalmente a la construcción de carreteras, calles, puentes y túneles; muelles; represas y sistemas de acueductos; facilidades para la recolección, tratamiento y eliminación de aguas negras; sistemas de alcantarillado pluvial; pistas de aterrizaje y otra construcción pesada que implica el mover la tierra o la construcción de otras estructuras que no sean edificios.
- 3. Construcción por contratistas de oficios especiales.** Los contratistas de oficios especiales se dedican principalmente a actividades especializadas de la construcción, como por ejemplo, plomería, pintura, trabajo de electricista y carpintería.



---

General contractors in both the building field and the heavy construction field usually assume responsibility for an entire construction project, but may subcontract to others those portions of the project requiring special skills or equipment. Special trade contractors may work for general contractors, subcontractors, or directly for the owner of the property.

**Land subdividers and developers, except cemeteries.** The SIC manual defines subdividers and developers, except cemeteries, as establishments engaged in subdividing real property into lots, except cemetery lots, and in developing it for resale on their own account.

## INDUSTRY CLASSIFICATION OF ESTABLISHMENTS

In this system, each establishment is assigned an industry code on the basis of its major activity. Each establishment receiving a questionnaire was requested to report the percent of total dollar value of business done for each kind-of-business activity engaged in during 1997. This information was used to assign the appropriate industry classifications.

During this phase, various tests were made using other data reported on the questionnaire. The proportion of total value of construction work to total dollar value of business done was checked to verify that the establishment was primarily in construction. Taken into consideration also were the types of structures worked on during the year and the extent of work undertaken for other contractors.

Construction establishments often engage in various construction activities, but in only a few instances do the SIC industry categories take into consideration combinations of activities. An example is SIC 1711, which includes establishments primarily engaged in plumbing, heating, air-conditioning, ventilation, and refrigeration work. It is necessary, however, to assign a single industry code to the establishment based on its major activity. Therefore, the statistics shown for an industry reflect not only the primary activity of the establishments in the industry, but also their secondary activities.

The structure of the standard industrial classification system makes it possible to classify or tabulate establishments by major group (two-digit), industry group (three-digit), or industry (four-digit) according to the degree of detail available and needed.

Los contratistas generales tanto en el campo de la construcción de edificios como en el campo de la construcción pesada, regularmente asumen la responsabilidad por todo un proyecto de construcción, pero pueden subcontratar a otros aquellas partes del proyecto que requieran habilidades o equipos especiales. Los contratistas de oficios especiales pueden trabajar para contratistas generales o subcontratistas o directamente para el dueño de la propiedad.

**Urbanizadores y lotificadores, excepto cementerios.** El manual de CIU define urbanizadores y lotificadores, excepto cementerios, como establecimientos que se dedican a la subdivisión de bienes raíces en solares, excepto los solares de cementerios, y al desarrollo de esas propiedades para la venta por su propia cuenta.

## CLASIFICACIÓN DE INDUSTRIA DE ESTABLECIMIENTOS

El sistema de CIU le asigna un código de industria a cada establecimiento, según su actividad principal. Se requirió que cada establecimiento que recibiese un cuestionario indicara qué por ciento del valor total del negocio en dólares podía atribuírsele a cada una de las diferentes clases de actividades comerciales a que se dedicó durante el 1997. Esta información fue utilizada para asignar la clasificación industrial apropiada.

Durante esta fase se llevaron a cabo varios análisis utilizando otros datos declarados en el cuestionario. Se comparó el valor total del trabajo de construcción con el valor total del negocio en dólares para verificar que el establecimiento se dedicaba principalmente a la construcción. También se tomaron en consideración los tipos de trabajo de construcción a que se dedicó el establecimiento durante el año y la cantidad de trabajo realizado para otros contratistas.

Los establecimientos de construcción se dedican frecuentemente a varias actividades de construcción, pero sólo en algunos casos las categorías de industria de la CIU toman en consideración las actividades combinadas. Un ejemplo de ello es la CIU 1711, la cual incluye los establecimientos que se dedican principalmente a trabajos de plomería, calefacción, acondicionamiento de aire, ventilación y refrigeración. Sin embargo, es necesario asignar un sólo código de industria al establecimiento, en base a su actividad principal. Por lo tanto, las estadísticas presentadas para una industria reflejan, no solamente la actividad primaria de los establecimientos en la industria, sino también sus actividades secundarias.

La estructura del sistema de clasificación industrial uniforme hace posible el clasificar o tabular los establecimientos como grupo principal (dos dígitos), grupo industria (tres dígitos), o industria (cuatro dígitos) de acuerdo al nivel de detalle disponible y necesario.

---

## ESTABLISHMENT BASIS OF REPORTING

The economic census is conducted on an establishment basis. A company operating establishments at more than one location is required to submit a report for each location. Companies engaged in distinctly different lines of activity at one location are required to submit separate reports if records permit such a separation and if the activities are substantial in size. Each census report was tabulated according to the physical location at which the activity was conducted. All establishments employing one person or more at any time during the census year are included.

## REPORT FORM

The 1997 Economic Census–Construction was conducted as part of the economic census, which included manufacturing, retail and wholesale trades, and service industries. One form was used to enumerate all in-scope economic activity. The report form was divided into sections and each section contained questions appropriate to the trade or industry. Response was required by law. A facsimile of the report form, which was available in English, as well as Spanish, is presented in Appendix B.

## GEOGRAPHIC AREAS COVERED

Data from the 1997 Economic Census–Construction have been tabulated for the legally constituted units (municipios) into which Puerto Rico is divided and for metropolitan statistical areas (MSAs). An MSA is an integrated economic and social entity with a large volume of daily travel and communication between the central municipio(s) and the outlying parts of the area. Each MSA is named after the principal municipio in the area. A municipio is entirely included in an MSA; it does not cross boundaries to form part of any broader geographic area.

## DATA PROCESSING

Forms were mailed to all construction firms subject to payment of Federal Insurance Contributions Act (FICA) taxes (i.e., employers of one person or more) and classified as being within the scope of the census. The forms and instructions for completing them were mailed from the U.S. Census Bureau's National Processing Center in Jeffersonville, IN.

The completed questionnaires were returned by mail to Jeffersonville. Contact with respondents about overdue report forms was undertaken by the National Processing Center of the U.S. Census Bureau.

The returned reports underwent extensive review and computer processing. All reports were geographically coded, data-keyed, and edited. The editing process identified records with significant problems and referred them for correction resolution. Corrections were performed interactively using standard procedures.

## EL ESTABLECIMIENTO COMO BASE INFORMATIVA

El censo económico se realiza a base de establecimientos. A toda compañía que administre establecimientos en más de una localidad se le pide que someta un informe por cada una de las localidades. A las compañías que se dedican a varias actividades completamente distintas en una misma localidad, se les pide que rindan informes por separado, si los récords del establecimiento permiten tal separación y si las actividades en sí son cuantiosas. Cada informe del censo fue tabulado de acuerdo a la localización física en que se condujo la actividad. Todos los establecimientos que emplearon a una o más personas en algún momento durante el año censal están incluidos en el censo.

## CUESTIONARIO CENSAL

El Censo Económico de Puerto Rico de 1997–Construcción fue realizado como parte del censo económico que incluyó las industrias de manufactura, el comercio al detal y al por mayor y las industrias de servicios. Se utilizó un cuestionario para enumerar todas las actividades económicas que estaban dentro del alcance del censo. El cuestionario se dividió en partes, cada parte contenía preguntas específicas a un tipo de industria o actividad comercial. El responder al cuestionario fue requerido por ley. El Apéndice B, presenta un facsímil del cuestionario que estaba disponible en inglés y español.

## ÁREAS GEOGRÁFICAS CUBIERTAS

Los datos del Censo Económico de 1997–Construcción han sido tabulados según las unidades políticas legalmente constituidas (municipios) en las que Puerto Rico está dividido y según las áreas estadísticas metropolitanas (AEM). Una AEM es una entidad social y económica integrada, que tiene un gran volumen de tránsito e intercomunicación diaria entre el municipio o los municipios centrales y las zonas exteriores que forman el área. Cada AEM lleva el nombre del municipio principal en el área. El municipio entero queda dentro de la AEM; el mismo no traspasa los límites de la AEM para formar parte de ninguna área geográfica más extensa.

## ELABORACIÓN DE LOS DATOS

Se le enviaron cuestionarios por correo a todas las compañías de construcción que están sujetas al pago de contribuciones bajo la Ley de Seguro Social Federal (FICA), (por ejemplo, compañías que emplean a una o más personas) y las cuales se clasificaron dentro del alcance del censo. El cuestionario y las instrucciones para completarlo fueron enviados por correo desde el Centro Nacional de Procesamiento de Datos en Jeffersonville, IN del Negociado del Censo de los EE.UU.

Una vez completados, los cuestionarios se enviaban por correo a Jeffersonville. La comunicación con los establecimientos cuyos cuestionarios estaban retrasados, estuvo a cargo del Centro Nacional de Procesamiento de Datos del Negociado del Censo de los EE.UU.

Los cuestionarios devueltos fueron sometidos a una revisión y elaboración extensa. Todos los cuestionarios fueron codificados geográficamente y sometidos a la digitación y crítica de sus datos. El proceso de crítica sirvió para identificar los récords que tenían problemas significativos y fueron referidos para corrección y revisión. Las correcciones se llevaron a cabo utilizando procedimientos uniformes.

---

The data were then tabulated by SIC, subjected to further data analysis, and the resulting corrections applied to individual computer records. Corrected tabulations were then produced for the final published reports.

## RELIABILITY OF DATA

Census questionnaires were sent to all known construction employers and, therefore, are not subject to sampling variability. However, the data are subject to nonsampling errors.

Nonsampling errors can be attributed to many sources: inability to identify all cases in the actual universe; inability or unwillingness on the part of respondents to provide correct information; definition and classification difficulties; response errors and bias; errors in collection or processing; misinterpretation of questions; and other errors of recording, keying, and estimation for missing or misreported data.

The accuracy of these tabulated data is influenced by the joint effects of the various nonsampling errors. Explicit measures of the effects of these nonsampling errors are not available. However, it is believed that most of the important operational and response errors were detected and corrected through systematic clerical edits, automated data edits, and an analyst review.

For total nonresponse cases (report forms not returned), the establishment's administrative records information was used in conjunction with industry averages to estimate the basic data. For item nonresponse, missing items were estimated based on response to other items and/or administrative records and in direct relationships to sales or receipts. It is assumed that characteristics of establishments not responding to a particular inquiry are the same as establishments with equal sales or receipts in the same category (publication table line) that did respond to the inquiry.

If estimation of the data on the basis of total sales or receipts was not appropriate, another basic data item was used. In a few tables, data are available only from establishments that completed the appropriate inquiries on the report form. Any biases introduced by the estimation and correction procedures are believed to be small.

## AVAILABILITY OF ADDITIONAL DATA

### Reports in Printed and Electronic Media

All results of the 1997 Economic Census will be available on the Census Bureau Internet site ([www.census.gov](http://www.census.gov)), on compact discs (CD-ROM) and in printed reports for sale by the Census Bureau. For more information, including a description of electronic and printed reports being issued, see the Internet site, or write to U.S. Census Bureau, Washington, DC 20233-8300, or call Customer Services at 301-457-4100.

Los datos fueron tabulados por CIU y sometidos a una revisión analítica, a partir de la cual se hicieron las correcciones necesarias a cada récord en la computadora. Por último, se produjeron las tabulaciones ya corregidas para la publicación de los informes finales.

## CONFIABILIDAD DE LOS DATOS

Los cuestionarios se enviaron a todos los patronos de construcción y por lo tanto, no están sujetos a la variabilidad del muestreo. No obstante, los datos están sujetos a errores ajenos al muestreo.

Los errores ajenos al muestreo pueden ocurrir por muchas razones: inability para identificar todos los casos en el universo, inability o renuencia de parte de los respondedores a proporcionar la información correcta, dificultades con las definiciones y clasificaciones, errores y sesgos en las respuestas, errores en la recopilación o procesamiento de los datos, mala interpretación de las preguntas y otros errores en el registro y digitación de los datos, y estimados que se utilizan para los récords sin respuestas o respuestas incorrectas.

La exactitud de los datos tabulados está influenciada por el conjunto de efectos que tienen los diversos errores ajenos al muestreo. No existen medidas explícitas de los efectos que tienen dichos errores. Sin embargo, se estima que la mayoría de los errores importantes de ejecución y respuesta fueron hallados y corregidos mediante los procedimientos sistemáticos de la crítica manual, crítica electrónica y revisión de los datos por parte de analistas.

En el caso de los récords sin respuestas (cuestionarios no devueltos), se usó la información administrativa del establecimiento conjuntamente con los promedios industriales para estimar los datos básicos. Las preguntas individuales sin respuestas (preguntas dejadas en blanco) se estimaron en base a las respuestas a otras preguntas y/o en base a los récords administrativos del establecimiento y en relación a las ventas o ingresos. Se asume que las características de los establecimientos que no responden a una pregunta en particular, son iguales a los establecimientos que tienen las mismas ventas o ingresos en la misma categoría (línea en la tabla de publicación) que respondió a dicha pregunta.

Si la estimación de los datos a base del total de ventas o ingresos no resultó apropiado, otros datos básicos fueron utilizados. En algunas tablas los datos están disponibles para los establecimientos que contestaron las preguntas apropiadas en el cuestionario. Se cree que los sesgos que se puedan deber a la estimación o a los procedimientos de corrección son mínimos.

## DISPONIBILIDAD DE DATOS ADICIONALES

### Reportes Impresos y Electrónicos

Todos los resultados del Censo Económico de 1997 estarán disponibles en la página del Negociado del Censo en el Internet ([www.census.gov](http://www.census.gov)), en discos compactos (CD-ROM) y en reportes impresos para la venta por medio del Negociado del Censo. Para información adicional, incluyendo una descripción de los productos electrónicos e impresos que se van a publicar, vea el Internet, o escriba a U.S. Census Bureau, Washington, DC 20233-8300, o llame a la oficina de Servicios al Cliente al teléfono 301-457-4100.

## Special Tabulations

Special tabulations of data collected in the 1997 Economic Census may be obtained in electronic and tabular form. The data will be in summary form and subject to the same rules prohibiting disclosure of confidential information (including name, address, kind-of-business, or other data for individual business establishments or companies) as are the regular publications.

Special tabulations are prepared on a cost basis. A request for a cost estimate, as well as exact specifications on the type and format of the data to be provided, should be directed to the Chief of the Economic Census Branch, Company Statistics Division, U.S. Census Bureau, Washington, DC 20233-8300. To discuss a special tabulation before submitting specifications, call 301-457-3314.

## DOLLAR VALUE

All dollar values are expressed in current dollars for the year specified. Therefore, when making comparisons to prior years, users should take into consideration the inflation that has occurred.

## ABBREVIATIONS AND SYMBOLS

The following abbreviations and symbols are used in this publication:

- + Sum of other employees for the pay period including March 12, 1997, plus **construction workers** during pay periods including the 12th of March, May, August, and November divided by 4. (For 1987 and earlier censuses, employment equals the sum of **all employees** during the pay periods including the 12th of March, May, August, and November divided by 4.)
- ++ Represents total dollar value of business done less payments for materials, components, supplies, and fuels, and for construction work subcontracted to others. In industries (SICs) 1531 and 6552, land receipts are also subtracted from total dollar value of business done. (Refer to sections "Net construction receipts" and "Value added," in Appendix A.)
- # Represents total value of construction work less payments for construction work subcontracted to others. (Refer to sections "Net construction receipts" and "Value added," in Appendix A.)
- Represents zero (page image/print only).
- D Withheld to avoid disclosing data of individual companies; data are included in higher level totals.

## Tabulaciones Especiales

Se pueden obtener tabulaciones especiales de los datos recopilados en el Censo Económico de 1997, ya sea electrónicamente o en forma tabular. Los datos se presentarán en forma de resumen y estarán sujetos a las mismas normas que prohíben la divulgación de información confidencial (incluyendo el nombre, la dirección, tipo de negocio u otros datos referentes a compañías o establecimientos comerciales independientes) a las que están sujetas las publicaciones regulares.

El costo de las tabulaciones especiales es reembolsable. Solicitudes para un estimado del costo, deben ser acompañadas por especificaciones sobre el tipo y formato de las tabulaciones estadísticas que se desean. Diríjase a: "Chief of the Economic Census Branch, Company Statistics Division, U.S. Census Bureau Washington, DC 20233-8300." Para discutir una tabulación especial antes de someter especificaciones, llame al 301-457-3314.

## VALOR EN DÓLARES

Todas las cifras monetarias que se incluyen en este informe representan los precios actuales para el año especificado. Por lo tanto, cuando se hagan comparaciones con años anteriores, los usuarios deberán tener en cuenta los efectos de la inflación.

## ABREVIATURAS Y SÍMBOLOS

En esta publicación se utilizan los siguientes símbolos y abreviaturas:

- + La suma de otros empleados para el período de pago que incluye el 12 de marzo de 1997, más los **trabajadores de construcción** durante los períodos de pago que incluyen el 12 de marzo, mayo, agosto y noviembre, dividida entre 4. (Para 1987 y censos anteriores, el empleo es igual a la suma de **todos los empleados** durante los períodos de pago que incluyen el 12 de marzo, mayo, agosto y noviembre, dividida entre 4.)
- ++ Representa el valor total del negocio menos los pagos por materiales, componentes, suministros y combustibles y por trabajo de construcción subcontratado a otros. En las industrias (CIU) 1531 y 6552, los ingresos de terrenos se restan de todos los ingresos comerciales. (Refiérase a las secciones tituladas "Ingresos netos de construcción" y "Valor agregado," del Apéndice A.)
- # Representa el valor total del trabajo de construcción menos los pagos por trabajo de construcción subcontratado a otros. (Refiérase a las secciones tituladas "Ingresos netos de construcción" y "Valor agregado," del Apéndice A.)
- Representa cero (sólo en la publicación o imagen de página).
- D Datos omitidos para evitar la divulgación de información sobre compañías individuales; las cifras están incluidas en los totales de niveles más altos.

---

N	Not available or not comparable.	N	Información no disponible ó no comparable.
S	Withheld because estimates did not meet publication standards.	S	Datos omitidos porque la información no satisfacía los estándares de publicación.
X	Not applicable.	X	No es pertinente.
do	Ditto or same as above.	do	Idem, o lo mismo.
nec	Not elsewhere classified.	nec	No está clasificada en otra parte.
pt.	Part.	pt.	Parte.
a	0 to 19 employees.	a	0 a 19 empleados.
b	20 to 99 employees.	b	20 a 99 empleados.
c	100 to 249 employees.	c	100 a 249 empleados.
e	250 to 499 employees.	e	250 a 499 empleados.
f	500 to 999 employees.	f	500 a 999 empleados.
g	1,000 to 2,499 employees.	g	1,000 a 2,499 empleados.
h	2,500 to 4,999 employees.	h	2,500 a 4,999 empleados.
i	5,000 to 9,999 employees.	i	5,000 a 9,999 empleados.
j	10,000 to 24,999 employees.	j	10,000 a 24,999 empleados.
k	25,000 to 49,999 employees.	k	25,000 a 49,999 empleados.

Figure 1.  
**Dollar Value of Construction Work by Selected Type of Construction: 1997 and 1992**  
(Millions of dollars)

1997   
1992 

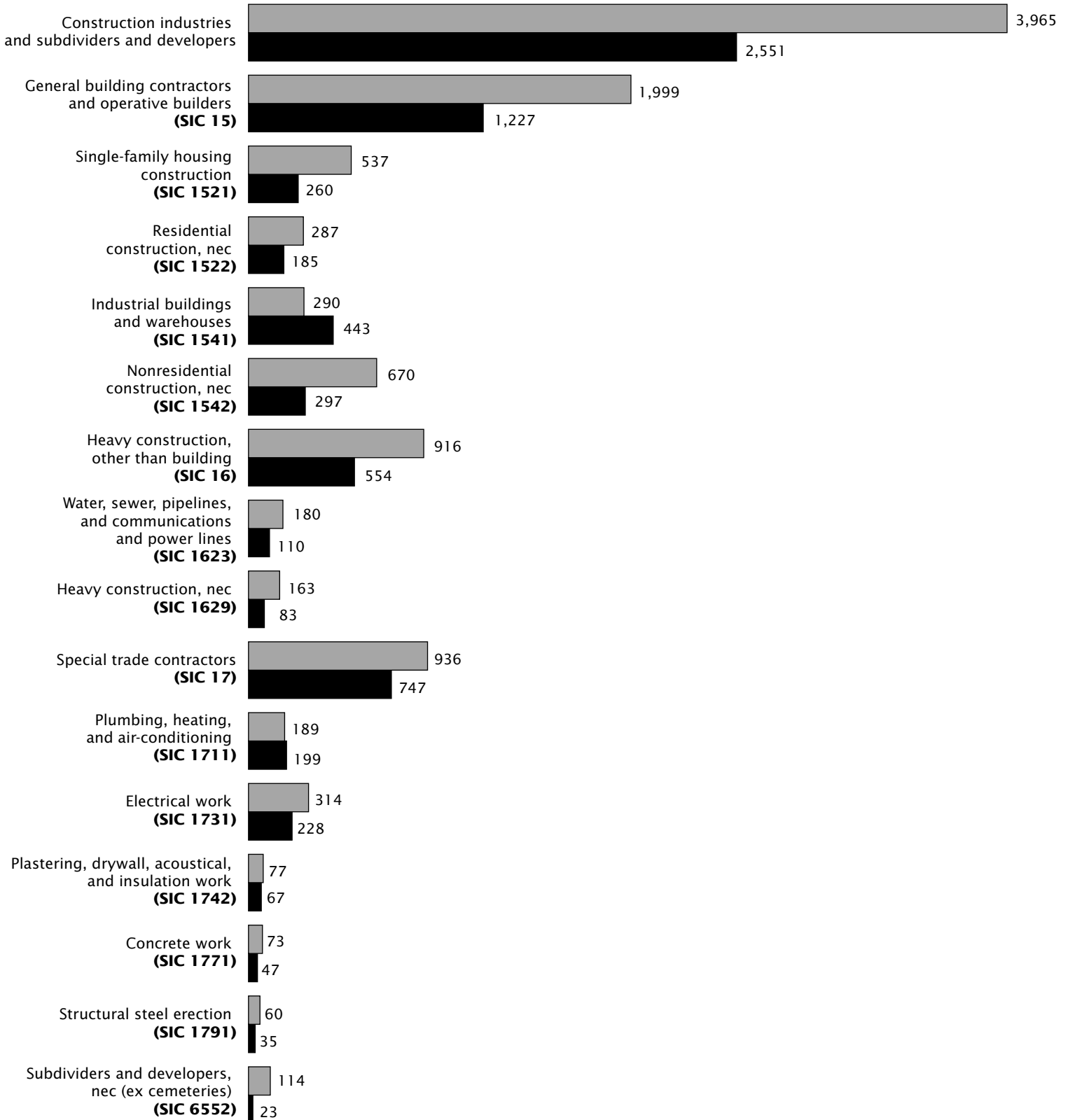




Figure 2.

**Percent Change in Dollar Value of Construction Work and Payroll  
by Selected Type of Construction: 1992 to 1997**

Value of construction work   
Payroll 

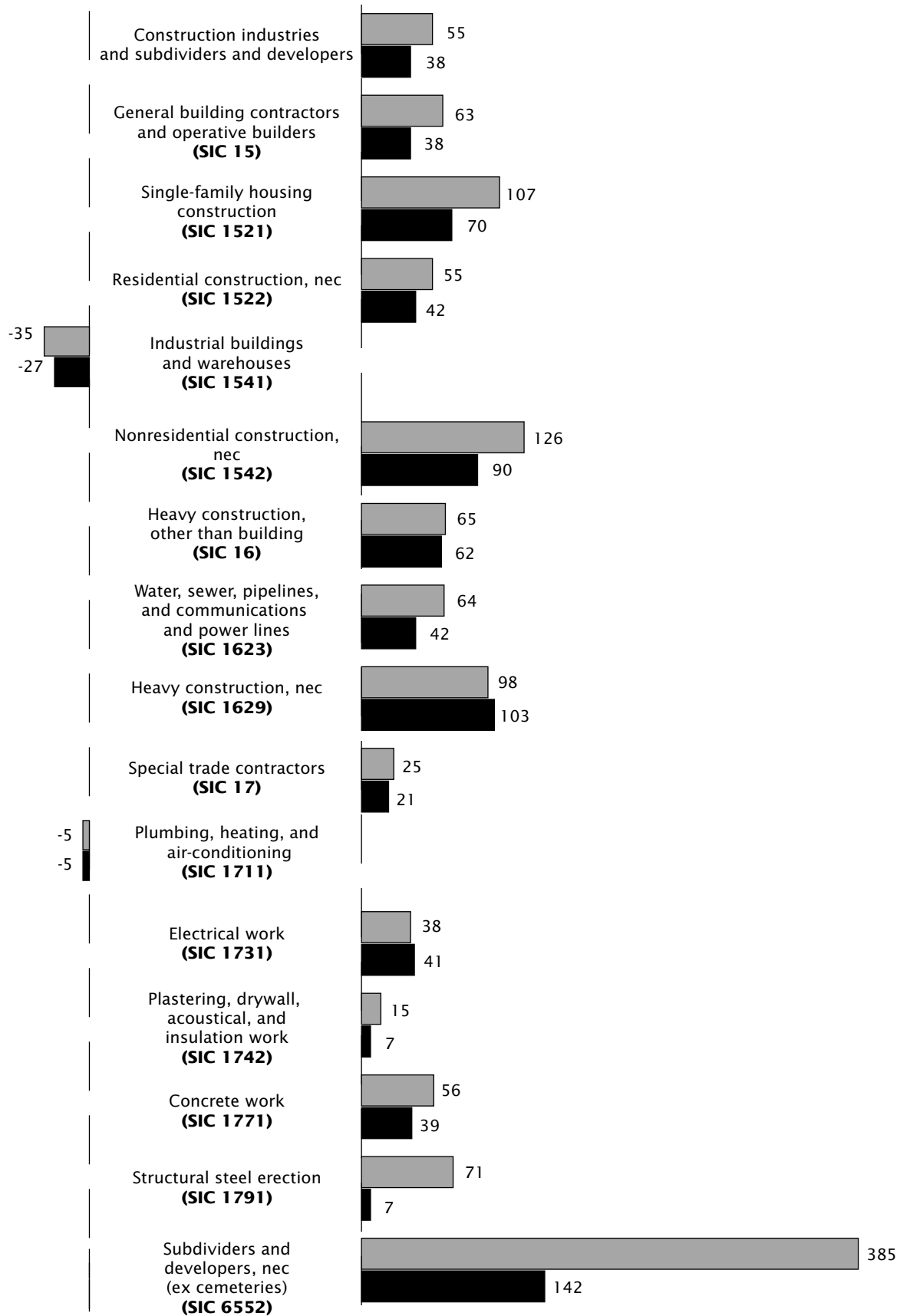


Figure 3.  
**Selected Municipios Ranked by Dollar Value of Construction Work: 1997**  
(Millions of dollars)

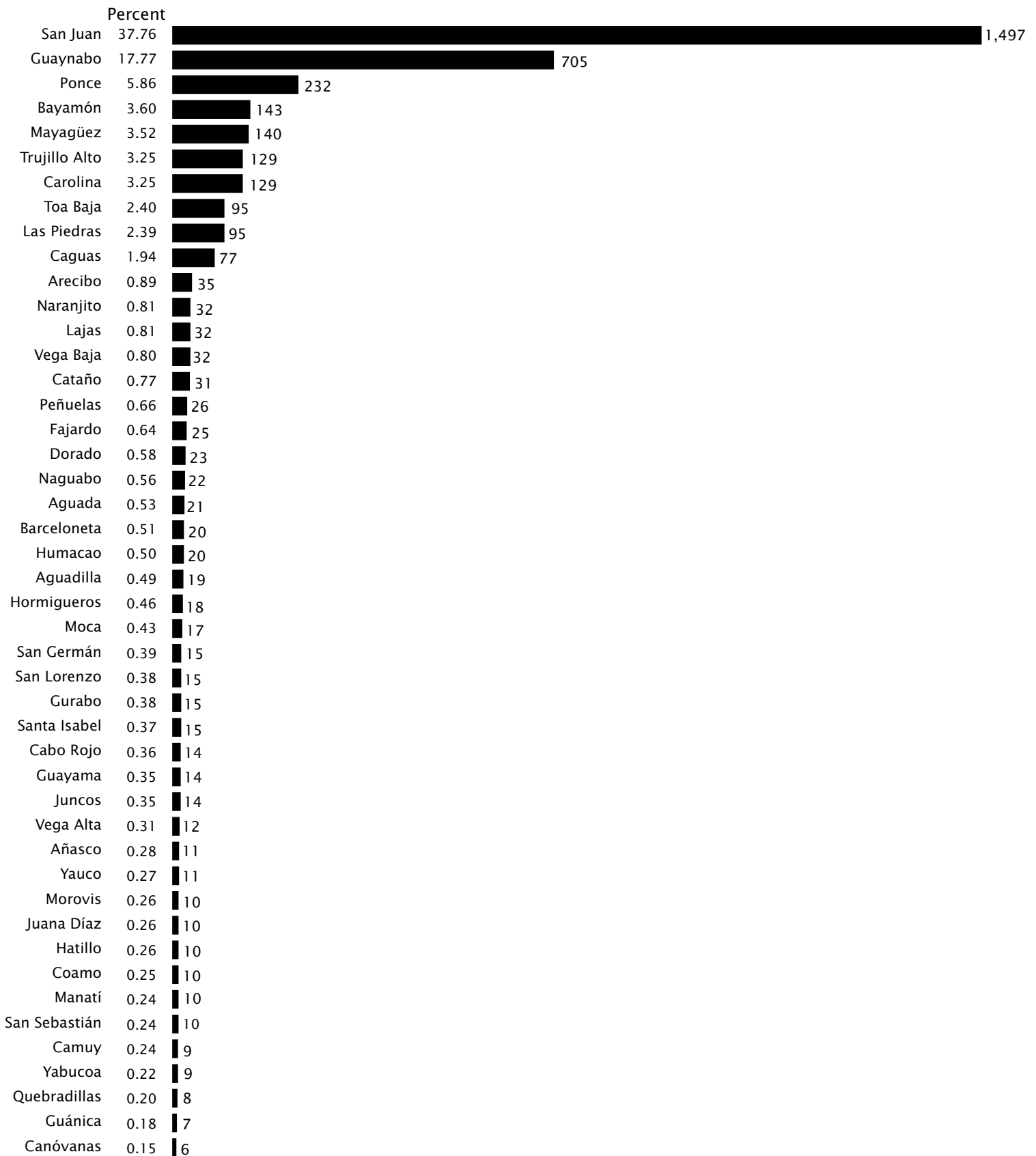
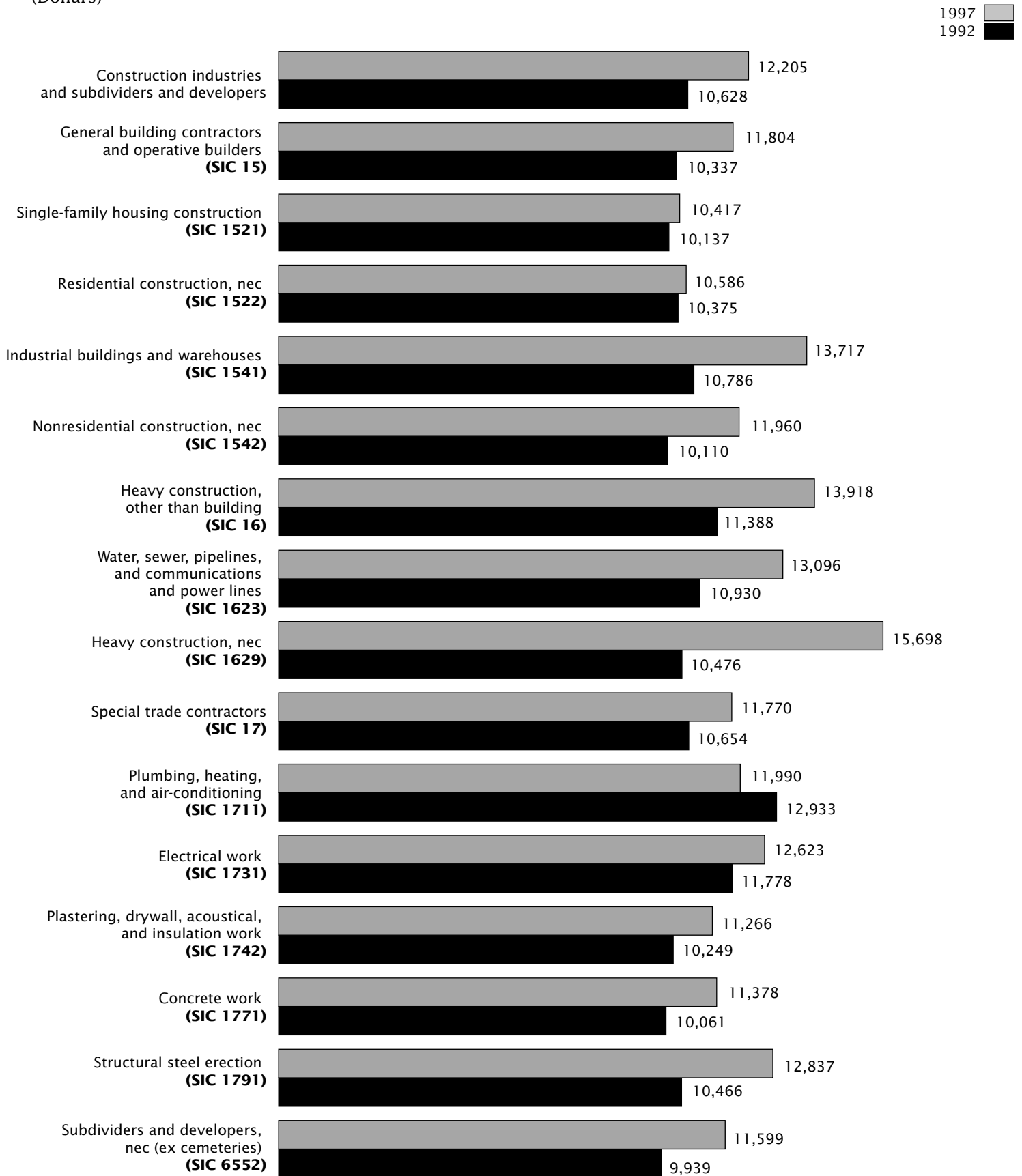
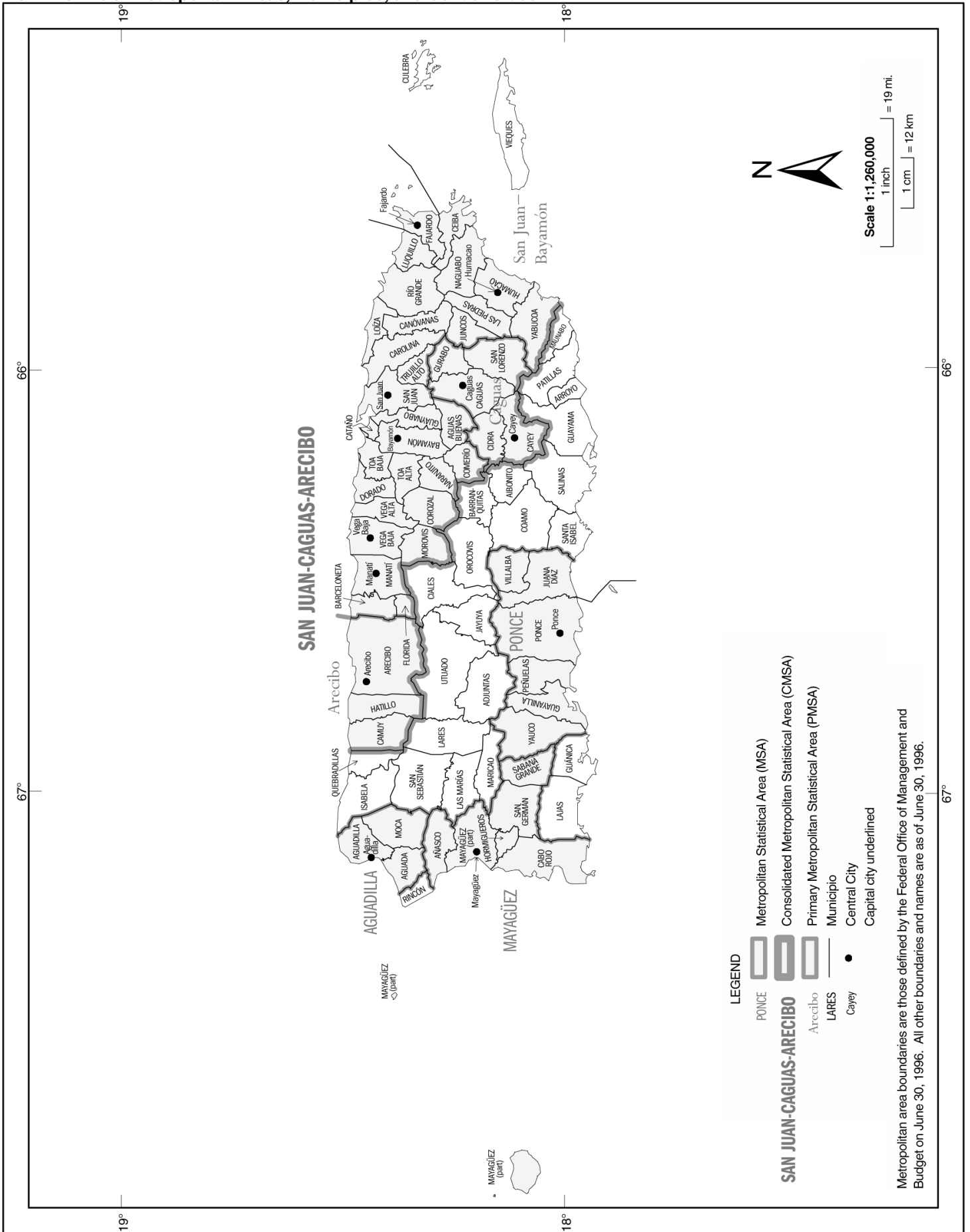




Figure 4.  
**Annual Payroll per Employee by Selected Type of Construction: 1997 and 1992**  
 (Dollars)



**PUERTO RICO Metropolitan Areas, Municipios, and Central Cities**



U.S. DEPARTMENT OF COMMERCE Economics and Statistics Administration U.S. Census Bureau

**LEGEND**

- Metropolitan Statistical Area (MSA)
- Consolidated Metropolitan Statistical Area (CMSA)
- Primary Metropolitan Statistical Area (PMSA)
- Municipio
- Central City
- Capital city underlined

**SAN JUAN-CAGUAS-ARECIBO**

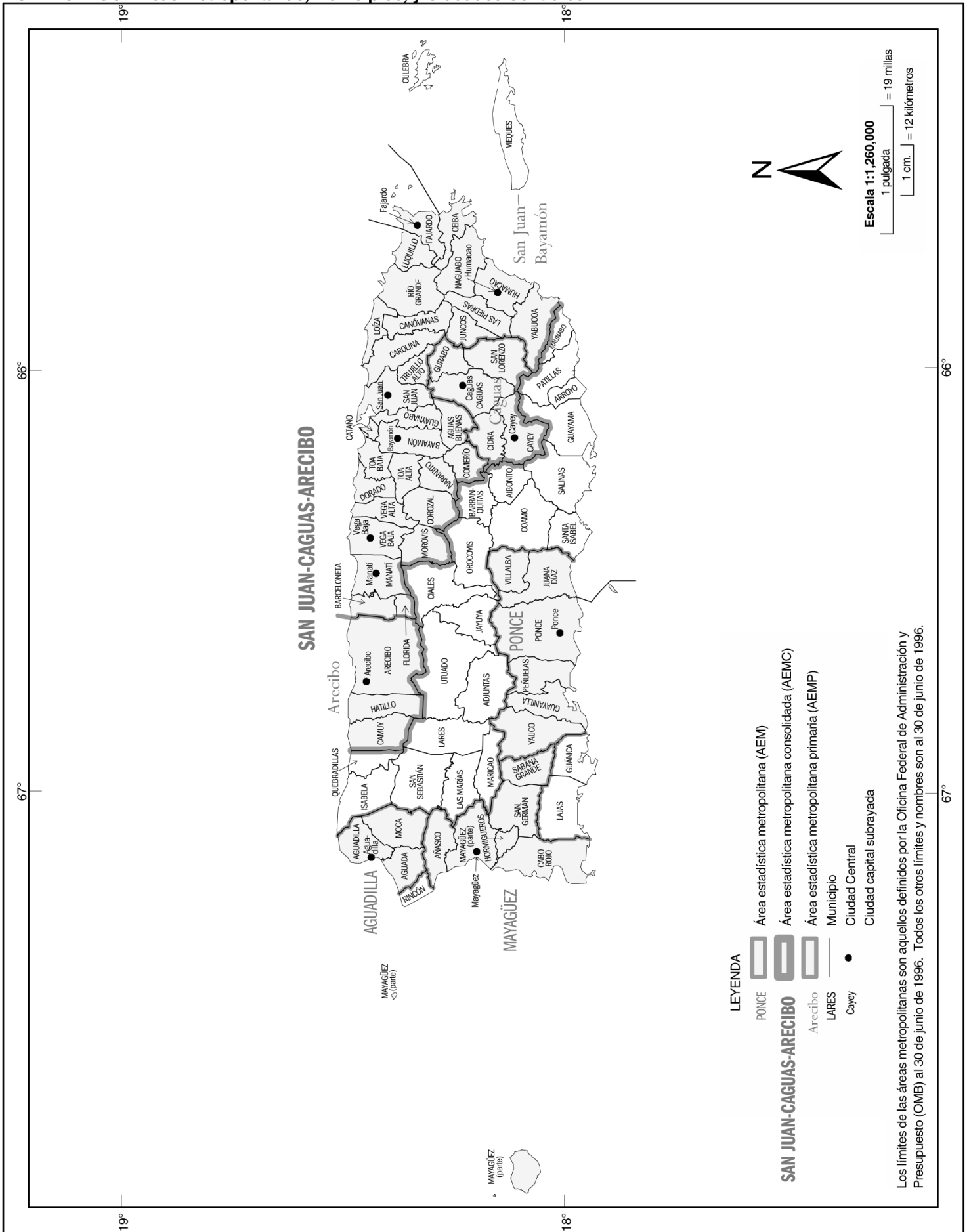
Arecibo

LARES

Cayey

Metropolitan area boundaries are those defined by the Federal Office of Management and Budget on June 30, 1996. All other boundaries and names are as of June 30, 1996.

PUERTO RICO Áreas Metropolitanas, Municipios, y Ciudades Centrales



**Table 1. Establishments by Industry for Municipios: 1997**

[For meaning of abbreviations and symbols, see introductory text. For explanation of terms, see Appendix A]

SIC code	Municipio and industry	Establishments (number)
<b>PUERTO RICO</b>		
	<b>Construction Industries and Subdividers and Developers</b> .....	<b>1 957</b>
<b>15</b>	<b>General building contractors &amp; operative builders</b> .....	<b>798</b>
1521	Single-family housing construction .....	381
1522	Residential construction, nec .....	61
1531	Operative builders .....	59
1541	Industrial building & warehouses .....	96
1542	Nonresidential construction, nec .....	201
<b>16</b>	<b>Heavy construction other than building</b> .....	<b>195</b>
1611	Highway & street construction, excluding elevated highways .....	95
1622	Bridge, tunnel, & elevated highway construction .....	12
1623	Water, sewer, pipeline, & communications & power lines .....	45
1629	Heavy construction, nec .....	43
<b>17</b>	<b>Special trade contractors</b> .....	<b>880</b>
1711	Plumbing, heating, & air-conditioning .....	163
1721	Painting & paper hanging .....	64
1731	Electrical work .....	240
1741	Masonry, stone setting, & other stonework .....	16
1742	Plastering, drywall, acoustical, & insulation work .....	44
1743	Terrazzo, tile, marble, & mosaic work .....	8
1751	Carpentry work .....	29
1752	Floor laying & other floor, nec .....	17
1761	Roofing, siding, & sheet metal work .....	66
1771	Concrete work .....	51
1781	Water well drilling .....	3
1791	Structural steel erection .....	37
1793	Glass & glazing work .....	11
1794	Excavation work .....	16
1795	Wrecking & demolition work .....	7
1796	Installation or erection of building equipment, nec .....	33
1799	Special trade contractors, nec .....	75
<b>6552</b>	<b>Subdividers and developers, nec (ex cemeteries)</b> .....	<b>84</b>
<b>Adjuntas</b>		
	<b>Construction Industries and Subdividers and Developers</b> .....	<b>5</b>
<b>15</b>	<b>General building contractors &amp; operative builders</b> .....	<b>3</b>
1521	Single-family housing construction .....	3
1522	Residential construction, nec .....	-
1531	Operative builders .....	-
1541	Industrial building & warehouses .....	-
1542	Nonresidential construction, nec .....	-
<b>16</b>	<b>Heavy construction other than building</b> .....	<b>1</b>
1611	Highway & street construction, excluding elevated highways .....	-
1622	Bridge, tunnel, & elevated highway construction .....	-
1623	Water, sewer, pipeline, & communications & power lines .....	1
1629	Heavy construction, nec .....	-
<b>17</b>	<b>Special trade contractors</b> .....	<b>1</b>
1711	Plumbing, heating, & air-conditioning .....	-
1721	Painting & paper hanging .....	-
1731	Electrical work .....	-
1741	Masonry, stone setting, & other stonework .....	-
1742	Plastering, drywall, acoustical, & insulation work .....	-
1743	Terrazzo, tile, marble, & mosaic work .....	-
1751	Carpentry work .....	1
1752	Floor laying & other floor, nec .....	-
1761	Roofing, siding, & sheet metal work .....	-
1771	Concrete work .....	-
1781	Water well drilling .....	-
1791	Structural steel erection .....	-
1793	Glass & glazing work .....	-
1794	Excavation work .....	-
1795	Wrecking & demolition work .....	-
1796	Installation or erection of building equipment, nec .....	-
1799	Special trade contractors, nec .....	-
<b>6552</b>	<b>Subdividers and developers, nec (ex cemeteries)</b> .....	<b>-</b>

**Table 1. Establishments by Industry for Municipios: 1997—Con.**

[For meaning of abbreviations and symbols, see introductory text. For explanation of terms, see Appendix A]

SIC code	Municipio and industry	Establishments (number)
	<b>Aguada</b>	
	<b>Construction Industries and Subdividers and Developers</b> .....	<b>29</b>
<b>15</b>	<b>General building contractors &amp; operative builders</b> .....	<b>16</b>
1521	Single-family housing construction .....	14
1522	Residential construction, nec .....	1
1531	Operative builders .....	1
1541	Industrial building & warehouses .....	—
1542	Nonresidential construction, nec .....	—
<b>16</b>	<b>Heavy construction other than building</b> .....	<b>1</b>
1611	Highway & street construction, excluding elevated highways .....	1
1622	Bridge, tunnel, & elevated highway construction .....	—
1623	Water, sewer, pipeline, & communications & power lines .....	—
1629	Heavy construction, nec .....	—
<b>17</b>	<b>Special trade contractors</b> .....	<b>12</b>
1711	Plumbing, heating, & air-conditioning .....	—
1721	Painting & paper hanging .....	1
1731	Electrical work .....	3
1741	Masonry, stone setting, & other stonework .....	—
1742	Plastering, drywall, acoustical, & insulation work .....	1
1743	Terrazzo, tile, marble, & mosaic work .....	2
1751	Carpentry work .....	1
1752	Floor laying & other floor, nec .....	—
1761	Roofing, siding, & sheet metal work .....	1
1771	Concrete work .....	1
1781	Water well drilling .....	—
1791	Structural steel erection .....	—
1793	Glass & glazing work .....	—
1794	Excavation work .....	—
1795	Wrecking & demolition work .....	—
1796	Installation or erection of building equipment, nec .....	—
1799	Special trade contractors, nec .....	2
<b>6552</b>	<b>Subdividers and developers, nec (ex cemeteries)</b> .....	<b>—</b>
	<b>Aguadilla</b>	
	<b>Construction Industries and Subdividers and Developers</b> .....	<b>21</b>
<b>15</b>	<b>General building contractors &amp; operative builders</b> .....	<b>9</b>
1521	Single-family housing construction .....	7
1522	Residential construction, nec .....	—
1531	Operative builders .....	1
1541	Industrial building & warehouses .....	1
1542	Nonresidential construction, nec .....	—
<b>16</b>	<b>Heavy construction other than building</b> .....	<b>2</b>
1611	Highway & street construction, excluding elevated highways .....	1
1622	Bridge, tunnel, & elevated highway construction .....	—
1623	Water, sewer, pipeline, & communications & power lines .....	1
1629	Heavy construction, nec .....	—
<b>17</b>	<b>Special trade contractors</b> .....	<b>9</b>
1711	Plumbing, heating, & air-conditioning .....	1
1721	Painting & paper hanging .....	1
1731	Electrical work .....	4
1741	Masonry, stone setting, & other stonework .....	1
1742	Plastering, drywall, acoustical, & insulation work .....	—
1743	Terrazzo, tile, marble, & mosaic work .....	—
1751	Carpentry work .....	—
1752	Floor laying & other floor, nec .....	—
1761	Roofing, siding, & sheet metal work .....	1
1771	Concrete work .....	—
1781	Water well drilling .....	—
1791	Structural steel erection .....	—
1793	Glass & glazing work .....	—
1794	Excavation work .....	—
1795	Wrecking & demolition work .....	—
1796	Installation or erection of building equipment, nec .....	—
1799	Special trade contractors, nec .....	1
<b>6552</b>	<b>Subdividers and developers, nec (ex cemeteries)</b> .....	<b>1</b>

**Table 1. Establishments by Industry for Municipios: 1997—Con.**

[For meaning of abbreviations and symbols, see introductory text. For explanation of terms, see Appendix A]

SIC code	Municipio and industry	Establishments (number)
	<b>Aguas Buenas</b>	
	<b>Construction Industries and Subdividers and Developers</b> .....	<b>7</b>
<b>15</b>	<b>General building contractors &amp; operative builders</b> .....	<b>2</b>
1521	Single-family housing construction .....	1
1522	Residential construction, nec .....	—
1531	Operative builders .....	—
1541	Industrial building & warehouses .....	—
1542	Nonresidential construction, nec .....	1
<b>16</b>	<b>Heavy construction other than building</b> .....	<b>2</b>
1611	Highway & street construction, excluding elevated highways .....	—
1622	Bridge, tunnel, & elevated highway construction .....	—
1623	Water, sewer, pipeline, & communications & power lines .....	1
1629	Heavy construction, nec .....	1
<b>17</b>	<b>Special trade contractors</b> .....	<b>3</b>
1711	Plumbing, heating, & air-conditioning .....	1
1721	Painting & paper hanging .....	—
1731	Electrical work .....	1
1741	Masonry, stone setting, & other stonework .....	—
1742	Plastering, drywall, acoustical, & insulation work .....	—
1743	Terrazzo, tile, marble, & mosaic work .....	—
1751	Carpentry work .....	1
1752	Floor laying & other floor, nec .....	—
1761	Roofing, siding, & sheet metal work .....	—
1771	Concrete work .....	—
1781	Water well drilling .....	—
1791	Structural steel erection .....	—
1793	Glass & glazing work .....	—
1794	Excavation work .....	—
1795	Wrecking & demolition work .....	—
1796	Installation or erection of building equipment, nec .....	—
1799	Special trade contractors, nec .....	—
<b>6552</b>	<b>Subdividers and developers, nec (ex cemeteries)</b> .....	<b>—</b>
	<b>Aibonito</b>	
	<b>Construction Industries and Subdividers and Developers</b> .....	<b>8</b>
<b>15</b>	<b>General building contractors &amp; operative builders</b> .....	<b>5</b>
1521	Single-family housing construction .....	2
1522	Residential construction, nec .....	1
1531	Operative builders .....	—
1541	Industrial building & warehouses .....	—
1542	Nonresidential construction, nec .....	2
<b>16</b>	<b>Heavy construction other than building</b> .....	<b>—</b>
1611	Highway & street construction, excluding elevated highways .....	—
1622	Bridge, tunnel, & elevated highway construction .....	—
1623	Water, sewer, pipeline, & communications & power lines .....	—
1629	Heavy construction, nec .....	—
<b>17</b>	<b>Special trade contractors</b> .....	<b>3</b>
1711	Plumbing, heating, & air-conditioning .....	1
1721	Painting & paper hanging .....	—
1731	Electrical work .....	2
1741	Masonry, stone setting, & other stonework .....	—
1742	Plastering, drywall, acoustical, & insulation work .....	—
1743	Terrazzo, tile, marble, & mosaic work .....	—
1751	Carpentry work .....	—
1752	Floor laying & other floor, nec .....	—
1761	Roofing, siding, & sheet metal work .....	—
1771	Concrete work .....	—
1781	Water well drilling .....	—
1791	Structural steel erection .....	—
1793	Glass & glazing work .....	—
1794	Excavation work .....	—
1795	Wrecking & demolition work .....	—
1796	Installation or erection of building equipment, nec .....	—
1799	Special trade contractors, nec .....	—
<b>6552</b>	<b>Subdividers and developers, nec (ex cemeteries)</b> .....	<b>—</b>

**Table 1. Establishments by Industry for Municipios: 1997—Con.**

[For meaning of abbreviations and symbols, see introductory text. For explanation of terms, see Appendix A]

SIC code	Municipio and industry	Establishments (number)
	<b>Añasco</b>	
	<b>Construction Industries and Subdividers and Developers</b> .....	<b>14</b>
<b>15</b>	<b>General building contractors &amp; operative builders</b> .....	<b>7</b>
1521	Single-family housing construction .....	5
1522	Residential construction, nec .....	—
1531	Operative builders .....	—
1541	Industrial building & warehouses .....	—
1542	Nonresidential construction, nec .....	2
<b>16</b>	<b>Heavy construction other than building</b> .....	<b>5</b>
1611	Highway & street construction, excluding elevated highways .....	5
1622	Bridge, tunnel, & elevated highway construction .....	—
1623	Water, sewer, pipeline, & communications & power lines .....	—
1629	Heavy construction, nec .....	—
<b>17</b>	<b>Special trade contractors</b> .....	<b>1</b>
1711	Plumbing, heating, & air-conditioning .....	—
1721	Painting & paper hanging .....	—
1731	Electrical work .....	—
1741	Masonry, stone setting, & other stonework .....	—
1742	Plastering, drywall, acoustical, & insulation work .....	1
1743	Terrazzo, tile, marble, & mosaic work .....	—
1751	Carpentry work .....	—
1752	Floor laying & other floor, nec .....	—
1761	Roofing, siding, & sheet metal work .....	—
1771	Concrete work .....	—
1781	Water well drilling .....	—
1791	Structural steel erection .....	—
1793	Glass & glazing work .....	—
1794	Excavation work .....	—
1795	Wrecking & demolition work .....	—
1796	Installation or erection of building equipment, nec .....	—
1799	Special trade contractors, nec .....	—
<b>6552</b>	<b>Subdividers and developers, nec (ex cemeteries)</b> .....	<b>1</b>
	<b>Arecibo</b>	
	<b>Construction Industries and Subdividers and Developers</b> .....	<b>28</b>
<b>15</b>	<b>General building contractors &amp; operative builders</b> .....	<b>14</b>
1521	Single-family housing construction .....	12
1522	Residential construction, nec .....	—
1531	Operative builders .....	—
1541	Industrial building & warehouses .....	1
1542	Nonresidential construction, nec .....	1
<b>16</b>	<b>Heavy construction other than building</b> .....	<b>3</b>
1611	Highway & street construction, excluding elevated highways .....	2
1622	Bridge, tunnel, & elevated highway construction .....	—
1623	Water, sewer, pipeline, & communications & power lines .....	1
1629	Heavy construction, nec .....	—
<b>17</b>	<b>Special trade contractors</b> .....	<b>11</b>
1711	Plumbing, heating, & air-conditioning .....	4
1721	Painting & paper hanging .....	1
1731	Electrical work .....	2
1741	Masonry, stone setting, & other stonework .....	—
1742	Plastering, drywall, acoustical, & insulation work .....	—
1743	Terrazzo, tile, marble, & mosaic work .....	—
1751	Carpentry work .....	1
1752	Floor laying & other floor, nec .....	—
1761	Roofing, siding, & sheet metal work .....	—
1771	Concrete work .....	—
1781	Water well drilling .....	—
1791	Structural steel erection .....	1
1793	Glass & glazing work .....	1
1794	Excavation work .....	—
1795	Wrecking & demolition work .....	—
1796	Installation or erection of building equipment, nec .....	—
1799	Special trade contractors, nec .....	1
<b>6552</b>	<b>Subdividers and developers, nec (ex cemeteries)</b> .....	<b>—</b>

**Table 1. Establishments by Industry for Municipios: 1997—Con.**

[For meaning of abbreviations and symbols, see introductory text. For explanation of terms, see Appendix A]

SIC code	Municipio and industry	Establishments (number)
	<b>Arroyo</b>	
	<b>Construction Industries and Subdividers and Developers</b> .....	<b>5</b>
<b>15</b>	<b>General building contractors &amp; operative builders</b> .....	<b>3</b>
1521	Single-family housing construction .....	—
1522	Residential construction, nec .....	—
1531	Operative builders .....	1
1541	Industrial building & warehouses .....	1
1542	Nonresidential construction, nec .....	1
<b>16</b>	<b>Heavy construction other than building</b> .....	<b>—</b>
1611	Highway & street construction, excluding elevated highways .....	—
1622	Bridge, tunnel, & elevated highway construction .....	—
1623	Water, sewer, pipeline, & communications & power lines .....	—
1629	Heavy construction, nec .....	—
<b>17</b>	<b>Special trade contractors</b> .....	<b>2</b>
1711	Plumbing, heating, & air-conditioning .....	—
1721	Painting & paper hanging .....	—
1731	Electrical work .....	—
1741	Masonry, stone setting, & other stonework .....	—
1742	Plastering, drywall, acoustical, & insulation work .....	—
1743	Terrazzo, tile, marble, & mosaic work .....	—
1751	Carpentry work .....	—
1752	Floor laying & other floor, nec .....	—
1761	Roofing, siding, & sheet metal work .....	—
1771	Concrete work .....	—
1781	Water well drilling .....	—
1791	Structural steel erection .....	—
1793	Glass & glazing work .....	—
1794	Excavation work .....	1
1795	Wrecking & demolition work .....	—
1796	Installation or erection of building equipment, nec .....	—
1799	Special trade contractors, nec .....	1
<b>6552</b>	<b>Subdividers and developers, nec (ex cemeteries)</b> .....	<b>—</b>
	<b>Barceloneta</b>	
	<b>Construction Industries and Subdividers and Developers</b> .....	<b>16</b>
<b>15</b>	<b>General building contractors &amp; operative builders</b> .....	<b>6</b>
1521	Single-family housing construction .....	1
1522	Residential construction, nec .....	—
1531	Operative builders .....	—
1541	Industrial building & warehouses .....	5
1542	Nonresidential construction, nec .....	—
<b>16</b>	<b>Heavy construction other than building</b> .....	<b>2</b>
1611	Highway & street construction, excluding elevated highways .....	—
1622	Bridge, tunnel, & elevated highway construction .....	—
1623	Water, sewer, pipeline, & communications & power lines .....	—
1629	Heavy construction, nec .....	2
<b>17</b>	<b>Special trade contractors</b> .....	<b>8</b>
1711	Plumbing, heating, & air-conditioning .....	3
1721	Painting & paper hanging .....	—
1731	Electrical work .....	1
1741	Masonry, stone setting, & other stonework .....	—
1742	Plastering, drywall, acoustical, & insulation work .....	3
1743	Terrazzo, tile, marble, & mosaic work .....	—
1751	Carpentry work .....	—
1752	Floor laying & other floor, nec .....	—
1761	Roofing, siding, & sheet metal work .....	—
1771	Concrete work .....	—
1781	Water well drilling .....	—
1791	Structural steel erection .....	—
1793	Glass & glazing work .....	—
1794	Excavation work .....	—
1795	Wrecking & demolition work .....	—
1796	Installation or erection of building equipment, nec .....	—
1799	Special trade contractors, nec .....	1
<b>6552</b>	<b>Subdividers and developers, nec (ex cemeteries)</b> .....	<b>—</b>



**Table 1. Establishments by Industry for Municipios: 1997—Con.**

[For meaning of abbreviations and symbols, see introductory text. For explanation of terms, see Appendix A]

SIC code	Municipio and industry	Establishments (number)
<b>Barranquitas</b>		
	<b>Construction Industries and Subdividers and Developers</b> .....	<b>27</b>
<b>15</b>	<b>General building contractors &amp; operative builders</b> .....	<b>13</b>
1521	Single-family housing construction .....	7
1522	Residential construction, nec .....	—
1531	Operative builders .....	1
1541	Industrial building & warehouses .....	2
1542	Nonresidential construction, nec .....	3
<b>16</b>	<b>Heavy construction other than building</b> .....	<b>4</b>
1611	Highway & street construction, excluding elevated highways .....	4
1622	Bridge, tunnel, & elevated highway construction .....	—
1623	Water, sewer, pipeline, & communications & power lines .....	—
1629	Heavy construction, nec .....	—
<b>17</b>	<b>Special trade contractors</b> .....	<b>10</b>
1711	Plumbing, heating, & air-conditioning .....	—
1721	Painting & paper hanging .....	—
1731	Electrical work .....	3
1741	Masonry, stone setting, & other stonework .....	1
1742	Plastering, drywall, acoustical, & insulation work .....	—
1743	Terrazzo, tile, marble, & mosaic work .....	—
1751	Carpentry work .....	2
1752	Floor laying & other floor, nec .....	—
1761	Roofing, siding, & sheet metal work .....	—
1771	Concrete work .....	3
1781	Water well drilling .....	—
1791	Structural steel erection .....	—
1793	Glass & glazing work .....	—
1794	Excavation work .....	—
1795	Wrecking & demolition work .....	—
1796	Installation or erection of building equipment, nec .....	—
1799	Special trade contractors, nec .....	1
<b>6552</b>	<b>Subdividers and developers, nec (ex cemeteries)</b> .....	<b>—</b>
<b>Bayamón</b>		
	<b>Construction Industries and Subdividers and Developers</b> .....	<b>127</b>
<b>15</b>	<b>General building contractors &amp; operative builders</b> .....	<b>33</b>
1521	Single-family housing construction .....	13
1522	Residential construction, nec .....	2
1531	Operative builders .....	1
1541	Industrial building & warehouses .....	4
1542	Nonresidential construction, nec .....	13
<b>16</b>	<b>Heavy construction other than building</b> .....	<b>10</b>
1611	Highway & street construction, excluding elevated highways .....	2
1622	Bridge, tunnel, & elevated highway construction .....	1
1623	Water, sewer, pipeline, & communications & power lines .....	4
1629	Heavy construction, nec .....	3
<b>17</b>	<b>Special trade contractors</b> .....	<b>79</b>
1711	Plumbing, heating, & air-conditioning .....	13
1721	Painting & paper hanging .....	9
1731	Electrical work .....	22
1741	Masonry, stone setting, & other stonework .....	—
1742	Plastering, drywall, acoustical, & insulation work .....	7
1743	Terrazzo, tile, marble, & mosaic work .....	—
1751	Carpentry work .....	1
1752	Floor laying & other floor, nec .....	—
1761	Roofing, siding, & sheet metal work .....	12
1771	Concrete work .....	2
1781	Water well drilling .....	—
1791	Structural steel erection .....	4
1793	Glass & glazing work .....	1
1794	Excavation work .....	1
1795	Wrecking & demolition work .....	—
1796	Installation or erection of building equipment, nec .....	2
1799	Special trade contractors, nec .....	5
<b>6552</b>	<b>Subdividers and developers, nec (ex cemeteries)</b> .....	<b>5</b>

**Table 1. Establishments by Industry for Municipios: 1997—Con.**

[For meaning of abbreviations and symbols, see introductory text. For explanation of terms, see Appendix A]

SIC code	Municipio and industry	Establishments (number)
<b>Cabo Rojo</b>		
	<b>Construction Industries and Subdividers and Developers</b> .....	<b>17</b>
<b>15</b>	<b>General building contractors &amp; operative builders</b> .....	<b>8</b>
1521	Single-family housing construction .....	6
1522	Residential construction, nec .....	1
1531	Operative builders .....	—
1541	Industrial building & warehouses .....	—
1542	Nonresidential construction, nec .....	1
<b>16</b>	<b>Heavy construction other than building</b> .....	<b>—</b>
1611	Highway & street construction, excluding elevated highways .....	—
1622	Bridge, tunnel, & elevated highway construction .....	—
1623	Water, sewer, pipeline, & communications & power lines .....	—
1629	Heavy construction, nec .....	—
<b>17</b>	<b>Special trade contractors</b> .....	<b>8</b>
1711	Plumbing, heating, & air-conditioning .....	1
1721	Painting & paper hanging .....	—
1731	Electrical work .....	3
1741	Masonry, stone setting, & other stonework .....	1
1742	Plastering, drywall, acoustical, & insulation work .....	—
1743	Terrazzo, tile, marble, & mosaic work .....	—
1751	Carpentry work .....	—
1752	Floor laying & other floor, nec .....	—
1761	Roofing, siding, & sheet metal work .....	2
1771	Concrete work .....	—
1781	Water well drilling .....	—
1791	Structural steel erection .....	—
1793	Glass & glazing work .....	—
1794	Excavation work .....	—
1795	Wrecking & demolition work .....	—
1796	Installation or erection of building equipment, nec .....	—
1799	Special trade contractors, nec .....	1
<b>6552</b>	<b>Subdividers and developers, nec (ex cemeteries)</b> .....	<b>1</b>
<b>Caguas</b>		
	<b>Construction Industries and Subdividers and Developers</b> .....	<b>76</b>
<b>15</b>	<b>General building contractors &amp; operative builders</b> .....	<b>34</b>
1521	Single-family housing construction .....	13
1522	Residential construction, nec .....	3
1531	Operative builders .....	2
1541	Industrial building & warehouses .....	6
1542	Nonresidential construction, nec .....	10
<b>16</b>	<b>Heavy construction other than building</b> .....	<b>8</b>
1611	Highway & street construction, excluding elevated highways .....	4
1622	Bridge, tunnel, & elevated highway construction .....	—
1623	Water, sewer, pipeline, & communications & power lines .....	2
1629	Heavy construction, nec .....	2
<b>17</b>	<b>Special trade contractors</b> .....	<b>33</b>
1711	Plumbing, heating, & air-conditioning .....	6
1721	Painting & paper hanging .....	—
1731	Electrical work .....	8
1741	Masonry, stone setting, & other stonework .....	—
1742	Plastering, drywall, acoustical, & insulation work .....	2
1743	Terrazzo, tile, marble, & mosaic work .....	—
1751	Carpentry work .....	3
1752	Floor laying & other floor, nec .....	—
1761	Roofing, siding, & sheet metal work .....	2
1771	Concrete work .....	3
1781	Water well drilling .....	1
1791	Structural steel erection .....	3
1793	Glass & glazing work .....	—
1794	Excavation work .....	1
1795	Wrecking & demolition work .....	—
1796	Installation or erection of building equipment, nec .....	3
1799	Special trade contractors, nec .....	1
<b>6552</b>	<b>Subdividers and developers, nec (ex cemeteries)</b> .....	<b>1</b>

**Table 1. Establishments by Industry for Municipios: 1997—Con.**

[For meaning of abbreviations and symbols, see introductory text. For explanation of terms, see Appendix A]

SIC code	Municipio and industry	Establishments (number)
	<b>Camuy</b>	
	<b>Construction Industries and Subdividers and Developers</b> .....	<b>16</b>
<b>15</b>	<b>General building contractors &amp; operative builders</b> .....	<b>10</b>
1521	Single-family housing construction .....	7
1522	Residential construction, nec .....	—
1531	Operative builders .....	—
1541	Industrial building & warehouses .....	1
1542	Nonresidential construction, nec .....	2
<b>16</b>	<b>Heavy construction other than building</b> .....	<b>—</b>
1611	Highway & street construction, excluding elevated highways .....	—
1622	Bridge, tunnel, & elevated highway construction .....	—
1623	Water, sewer, pipeline, & communications & power lines .....	—
1629	Heavy construction, nec .....	—
<b>17</b>	<b>Special trade contractors</b> .....	<b>6</b>
1711	Plumbing, heating, & air-conditioning .....	—
1721	Painting & paper hanging .....	2
1731	Electrical work .....	1
1741	Masonry, stone setting, & other stonework .....	—
1742	Plastering, drywall, acoustical, & insulation work .....	—
1743	Terrazzo, tile, marble, & mosaic work .....	—
1751	Carpentry work .....	—
1752	Floor laying & other floor, nec .....	—
1761	Roofing, siding, & sheet metal work .....	1
1771	Concrete work .....	—
1781	Water well drilling .....	—
1791	Structural steel erection .....	1
1793	Glass & glazing work .....	—
1794	Excavation work .....	—
1795	Wrecking & demolition work .....	—
1796	Installation or erection of building equipment, nec .....	—
1799	Special trade contractors, nec .....	1
<b>6552</b>	<b>Subdividers and developers, nec (ex cemeteries)</b> .....	<b>—</b>
	<b>Canóvanas</b>	
	<b>Construction Industries and Subdividers and Developers</b> .....	<b>9</b>
<b>15</b>	<b>General building contractors &amp; operative builders</b> .....	<b>3</b>
1521	Single-family housing construction .....	2
1522	Residential construction, nec .....	—
1531	Operative builders .....	—
1541	Industrial building & warehouses .....	—
1542	Nonresidential construction, nec .....	1
<b>16</b>	<b>Heavy construction other than building</b> .....	<b>1</b>
1611	Highway & street construction, excluding elevated highways .....	1
1622	Bridge, tunnel, & elevated highway construction .....	—
1623	Water, sewer, pipeline, & communications & power lines .....	—
1629	Heavy construction, nec .....	—
<b>17</b>	<b>Special trade contractors</b> .....	<b>5</b>
1711	Plumbing, heating, & air-conditioning .....	2
1721	Painting & paper hanging .....	—
1731	Electrical work .....	1
1741	Masonry, stone setting, & other stonework .....	—
1742	Plastering, drywall, acoustical, & insulation work .....	—
1743	Terrazzo, tile, marble, & mosaic work .....	—
1751	Carpentry work .....	—
1752	Floor laying & other floor, nec .....	—
1761	Roofing, siding, & sheet metal work .....	1
1771	Concrete work .....	—
1781	Water well drilling .....	—
1791	Structural steel erection .....	—
1793	Glass & glazing work .....	—
1794	Excavation work .....	1
1795	Wrecking & demolition work .....	—
1796	Installation or erection of building equipment, nec .....	—
1799	Special trade contractors, nec .....	—
<b>6552</b>	<b>Subdividers and developers, nec (ex cemeteries)</b> .....	<b>—</b>

**Table 1. Establishments by Industry for Municipios: 1997—Con.**

[For meaning of abbreviations and symbols, see introductory text. For explanation of terms, see Appendix A]

SIC code	Municipio and industry	Establishments (number)
<b>Carolina</b>		
	<b>Construction Industries and Subdividers and Developers</b> .....	<b>96</b>
<b>15</b>	<b>General building contractors &amp; operative builders</b> .....	<b>22</b>
1521	Single-family housing construction .....	11
1522	Residential construction, nec .....	3
1531	Operative builders .....	—
1541	Industrial building & warehouses .....	3
1542	Nonresidential construction, nec .....	5
<b>16</b>	<b>Heavy construction other than building</b> .....	<b>10</b>
1611	Highway & street construction, excluding elevated highways .....	7
1622	Bridge, tunnel, & elevated highway construction .....	—
1623	Water, sewer, pipeline, & communications & power lines .....	2
1629	Heavy construction, nec .....	1
<b>17</b>	<b>Special trade contractors</b> .....	<b>59</b>
1711	Plumbing, heating, & air-conditioning .....	13
1721	Painting & paper hanging .....	5
1731	Electrical work .....	15
1741	Masonry, stone setting, & other stonework .....	—
1742	Plastering, drywall, acoustical, & insulation work .....	8
1743	Terrazzo, tile, marble, & mosaic work .....	—
1751	Carpentry work .....	—
1752	Floor laying & other floor, nec .....	1
1761	Roofing, siding, & sheet metal work .....	2
1771	Concrete work .....	2
1781	Water well drilling .....	—
1791	Structural steel erection .....	3
1793	Glass & glazing work .....	—
1794	Excavation work .....	1
1795	Wrecking & demolition work .....	—
1796	Installation or erection of building equipment, nec .....	7
1799	Special trade contractors, nec .....	2
<b>6552</b>	<b>Subdividers and developers, nec (ex cemeteries)</b> .....	<b>5</b>
<b>Cataño</b>		
	<b>Construction Industries and Subdividers and Developers</b> .....	<b>14</b>
<b>15</b>	<b>General building contractors &amp; operative builders</b> .....	<b>3</b>
1521	Single-family housing construction .....	3
1522	Residential construction, nec .....	—
1531	Operative builders .....	—
1541	Industrial building & warehouses .....	—
1542	Nonresidential construction, nec .....	—
<b>16</b>	<b>Heavy construction other than building</b> .....	<b>—</b>
1611	Highway & street construction, excluding elevated highways .....	—
1622	Bridge, tunnel, & elevated highway construction .....	—
1623	Water, sewer, pipeline, & communications & power lines .....	—
1629	Heavy construction, nec .....	—
<b>17</b>	<b>Special trade contractors</b> .....	<b>10</b>
1711	Plumbing, heating, & air-conditioning .....	3
1721	Painting & paper hanging .....	—
1731	Electrical work .....	1
1741	Masonry, stone setting, & other stonework .....	—
1742	Plastering, drywall, acoustical, & insulation work .....	1
1743	Terrazzo, tile, marble, & mosaic work .....	—
1751	Carpentry work .....	—
1752	Floor laying & other floor, nec .....	—
1761	Roofing, siding, & sheet metal work .....	2
1771	Concrete work .....	—
1781	Water well drilling .....	—
1791	Structural steel erection .....	2
1793	Glass & glazing work .....	—
1794	Excavation work .....	—
1795	Wrecking & demolition work .....	—
1796	Installation or erection of building equipment, nec .....	—
1799	Special trade contractors, nec .....	1
<b>6552</b>	<b>Subdividers and developers, nec (ex cemeteries)</b> .....	<b>1</b>

**Table 1. Establishments by Industry for Municipios: 1997—Con.**

[For meaning of abbreviations and symbols, see introductory text. For explanation of terms, see Appendix A]

SIC code	Municipio and industry	Establishments (number)
	<b>Cayey</b>	
	<b>Construction Industries and Subdividers and Developers</b> .....	<b>15</b>
<b>15</b>	<b>General building contractors &amp; operative builders</b> .....	<b>2</b>
1521	Single-family housing construction .....	2
1522	Residential construction, nec .....	—
1531	Operative builders .....	—
1541	Industrial building & warehouses .....	—
1542	Nonresidential construction, nec .....	—
<b>16</b>	<b>Heavy construction other than building</b> .....	<b>3</b>
1611	Highway & street construction, excluding elevated highways .....	—
1622	Bridge, tunnel, & elevated highway construction .....	—
1623	Water, sewer, pipeline, & communications & power lines .....	3
1629	Heavy construction, nec .....	—
<b>17</b>	<b>Special trade contractors</b> .....	<b>9</b>
1711	Plumbing, heating, & air-conditioning .....	1
1721	Painting & paper hanging .....	—
1731	Electrical work .....	3
1741	Masonry, stone setting, & other stonework .....	—
1742	Plastering, drywall, acoustical, & insulation work .....	1
1743	Terrazzo, tile, marble, & mosaic work .....	—
1751	Carpentry work .....	—
1752	Floor laying & other floor, nec .....	—
1761	Roofing, siding, & sheet metal work .....	1
1771	Concrete work .....	1
1781	Water well drilling .....	—
1791	Structural steel erection .....	—
1793	Glass & glazing work .....	—
1794	Excavation work .....	1
1795	Wrecking & demolition work .....	—
1796	Installation or erection of building equipment, nec .....	—
1799	Special trade contractors, nec .....	1
<b>6552</b>	<b>Subdividers and developers, nec (ex cemeteries)</b> .....	<b>1</b>
	<b>Ceiba</b>	
	<b>Construction Industries and Subdividers and Developers</b> .....	<b>3</b>
<b>15</b>	<b>General building contractors &amp; operative builders</b> .....	<b>1</b>
1521	Single-family housing construction .....	1
1522	Residential construction, nec .....	—
1531	Operative builders .....	—
1541	Industrial building & warehouses .....	—
1542	Nonresidential construction, nec .....	—
<b>16</b>	<b>Heavy construction other than building</b> .....	<b>1</b>
1611	Highway & street construction, excluding elevated highways .....	1
1622	Bridge, tunnel, & elevated highway construction .....	—
1623	Water, sewer, pipeline, & communications & power lines .....	—
1629	Heavy construction, nec .....	—
<b>17</b>	<b>Special trade contractors</b> .....	<b>1</b>
1711	Plumbing, heating, & air-conditioning .....	—
1721	Painting & paper hanging .....	—
1731	Electrical work .....	—
1741	Masonry, stone setting, & other stonework .....	—
1742	Plastering, drywall, acoustical, & insulation work .....	—
1743	Terrazzo, tile, marble, & mosaic work .....	—
1751	Carpentry work .....	—
1752	Floor laying & other floor, nec .....	—
1761	Roofing, siding, & sheet metal work .....	—
1771	Concrete work .....	1
1781	Water well drilling .....	—
1791	Structural steel erection .....	—
1793	Glass & glazing work .....	—
1794	Excavation work .....	—
1795	Wrecking & demolition work .....	—
1796	Installation or erection of building equipment, nec .....	—
1799	Special trade contractors, nec .....	—
<b>6552</b>	<b>Subdividers and developers, nec (ex cemeteries)</b> .....	<b>—</b>

**Table 1. Establishments by Industry for Municipios: 1997—Con.**

[For meaning of abbreviations and symbols, see introductory text. For explanation of terms, see Appendix A]

SIC code	Municipio and industry	Establishments (number)
	<b>Ciales</b>	
	<b>Construction Industries and Subdividers and Developers</b> .....	<b>10</b>
<b>15</b>	<b>General building contractors &amp; operative builders</b> .....	<b>7</b>
1521	Single-family housing construction .....	5
1522	Residential construction, nec .....	1
1531	Operative builders .....	—
1541	Industrial building & warehouses .....	—
1542	Nonresidential construction, nec .....	1
<b>16</b>	<b>Heavy construction other than building</b> .....	<b>2</b>
1611	Highway & street construction, excluding elevated highways .....	1
1622	Bridge, tunnel, & elevated highway construction .....	1
1623	Water, sewer, pipeline, & communications & power lines .....	—
1629	Heavy construction, nec .....	—
<b>17</b>	<b>Special trade contractors</b> .....	<b>1</b>
1711	Plumbing, heating, & air-conditioning .....	—
1721	Painting & paper hanging .....	—
1731	Electrical work .....	—
1741	Masonry, stone setting, & other stonework .....	—
1742	Plastering, drywall, acoustical, & insulation work .....	—
1743	Terrazzo, tile, marble, & mosaic work .....	—
1751	Carpentry work .....	—
1752	Floor laying & other floor, nec .....	—
1761	Roofing, siding, & sheet metal work .....	—
1771	Concrete work .....	—
1781	Water well drilling .....	—
1791	Structural steel erection .....	—
1793	Glass & glazing work .....	—
1794	Excavation work .....	—
1795	Wrecking & demolition work .....	—
1796	Installation or erection of building equipment, nec .....	—
1799	Special trade contractors, nec .....	1
<b>6552</b>	<b>Subdividers and developers, nec (ex cemeteries)</b> .....	<b>—</b>
	<b>Cidra</b>	
	<b>Construction Industries and Subdividers and Developers</b> .....	<b>15</b>
<b>15</b>	<b>General building contractors &amp; operative builders</b> .....	<b>9</b>
1521	Single-family housing construction .....	4
1522	Residential construction, nec .....	—
1531	Operative builders .....	2
1541	Industrial building & warehouses .....	1
1542	Nonresidential construction, nec .....	2
<b>16</b>	<b>Heavy construction other than building</b> .....	<b>2</b>
1611	Highway & street construction, excluding elevated highways .....	1
1622	Bridge, tunnel, & elevated highway construction .....	—
1623	Water, sewer, pipeline, & communications & power lines .....	1
1629	Heavy construction, nec .....	—
<b>17</b>	<b>Special trade contractors</b> .....	<b>4</b>
1711	Plumbing, heating, & air-conditioning .....	1
1721	Painting & paper hanging .....	—
1731	Electrical work .....	2
1741	Masonry, stone setting, & other stonework .....	—
1742	Plastering, drywall, acoustical, & insulation work .....	—
1743	Terrazzo, tile, marble, & mosaic work .....	—
1751	Carpentry work .....	—
1752	Floor laying & other floor, nec .....	—
1761	Roofing, siding, & sheet metal work .....	—
1771	Concrete work .....	1
1781	Water well drilling .....	—
1791	Structural steel erection .....	—
1793	Glass & glazing work .....	—
1794	Excavation work .....	—
1795	Wrecking & demolition work .....	—
1796	Installation or erection of building equipment, nec .....	—
1799	Special trade contractors, nec .....	—
<b>6552</b>	<b>Subdividers and developers, nec (ex cemeteries)</b> .....	<b>—</b>

**Table 1. Establishments by Industry for Municipios: 1997—Con.**

[For meaning of abbreviations and symbols, see introductory text. For explanation of terms, see Appendix A]

SIC code	Municipio and industry	Establishments (number)
	<b>Coamo</b>	
	<b>Construction Industries and Subdividers and Developers</b> .....	<b>14</b>
<b>15</b>	<b>General building contractors &amp; operative builders</b> .....	<b>9</b>
1521	Single-family housing construction .....	4
1522	Residential construction, nec .....	1
1531	Operative builders .....	—
1541	Industrial building & warehouses .....	—
1542	Nonresidential construction, nec .....	4
<b>16</b>	<b>Heavy construction other than building</b> .....	<b>1</b>
1611	Highway & street construction, excluding elevated highways .....	—
1622	Bridge, tunnel, & elevated highway construction .....	—
1623	Water, sewer, pipeline, & communications & power lines .....	1
1629	Heavy construction, nec .....	—
<b>17</b>	<b>Special trade contractors</b> .....	<b>4</b>
1711	Plumbing, heating, & air-conditioning .....	1
1721	Painting & paper hanging .....	—
1731	Electrical work .....	1
1741	Masonry, stone setting, & other stonework .....	—
1742	Plastering, drywall, acoustical, & insulation work .....	—
1743	Terrazzo, tile, marble, & mosaic work .....	—
1751	Carpentry work .....	—
1752	Floor laying & other floor, nec .....	—
1761	Roofing, siding, & sheet metal work .....	—
1771	Concrete work .....	—
1781	Water well drilling .....	—
1791	Structural steel erection .....	—
1793	Glass & glazing work .....	—
1794	Excavation work .....	—
1795	Wrecking & demolition work .....	—
1796	Installation or erection of building equipment, nec .....	—
1799	Special trade contractors, nec .....	2
<b>6552</b>	<b>Subdividers and developers, nec (ex cemeteries)</b> .....	<b>—</b>
	<b>Comerio</b>	
	<b>Construction Industries and Subdividers and Developers</b> .....	<b>5</b>
<b>15</b>	<b>General building contractors &amp; operative builders</b> .....	<b>1</b>
1521	Single-family housing construction .....	—
1522	Residential construction, nec .....	—
1531	Operative builders .....	—
1541	Industrial building & warehouses .....	—
1542	Nonresidential construction, nec .....	1
<b>16</b>	<b>Heavy construction other than building</b> .....	<b>—</b>
1611	Highway & street construction, excluding elevated highways .....	—
1622	Bridge, tunnel, & elevated highway construction .....	—
1623	Water, sewer, pipeline, & communications & power lines .....	—
1629	Heavy construction, nec .....	—
<b>17</b>	<b>Special trade contractors</b> .....	<b>4</b>
1711	Plumbing, heating, & air-conditioning .....	—
1721	Painting & paper hanging .....	—
1731	Electrical work .....	3
1741	Masonry, stone setting, & other stonework .....	—
1742	Plastering, drywall, acoustical, & insulation work .....	—
1743	Terrazzo, tile, marble, & mosaic work .....	—
1751	Carpentry work .....	—
1752	Floor laying & other floor, nec .....	—
1761	Roofing, siding, & sheet metal work .....	—
1771	Concrete work .....	—
1781	Water well drilling .....	—
1791	Structural steel erection .....	—
1793	Glass & glazing work .....	—
1794	Excavation work .....	—
1795	Wrecking & demolition work .....	—
1796	Installation or erection of building equipment, nec .....	—
1799	Special trade contractors, nec .....	1
<b>6552</b>	<b>Subdividers and developers, nec (ex cemeteries)</b> .....	<b>—</b>

**Table 1. Establishments by Industry for Municipios: 1997—Con.**

[For meaning of abbreviations and symbols, see introductory text. For explanation of terms, see Appendix A]

SIC code	Municipio and industry	Establishments (number)
	<b>Corozal</b>	
	<b>Construction Industries and Subdividers and Developers</b> .....	<b>14</b>
<b>15</b>	<b>General building contractors &amp; operative builders</b> .....	<b>6</b>
1521	Single-family housing construction .....	2
1522	Residential construction, nec .....	1
1531	Operative builders .....	—
1541	Industrial building & warehouses .....	2
1542	Nonresidential construction, nec .....	1
<b>16</b>	<b>Heavy construction other than building</b> .....	<b>—</b>
1611	Highway & street construction, excluding elevated highways .....	—
1622	Bridge, tunnel, & elevated highway construction .....	—
1623	Water, sewer, pipeline, & communications & power lines .....	—
1629	Heavy construction, nec .....	—
<b>17</b>	<b>Special trade contractors</b> .....	<b>8</b>
1711	Plumbing, heating, & air-conditioning .....	—
1721	Painting & paper hanging .....	1
1731	Electrical work .....	3
1741	Masonry, stone setting, & other stonework .....	—
1742	Plastering, drywall, acoustical, & insulation work .....	—
1743	Terrazzo, tile, marble, & mosaic work .....	—
1751	Carpentry work .....	—
1752	Floor laying & other floor, nec .....	—
1761	Roofing, siding, & sheet metal work .....	1
1771	Concrete work .....	1
1781	Water well drilling .....	—
1791	Structural steel erection .....	—
1793	Glass & glazing work .....	1
1794	Excavation work .....	—
1795	Wrecking & demolition work .....	—
1796	Installation or erection of building equipment, nec .....	—
1799	Special trade contractors, nec .....	1
<b>6552</b>	<b>Subdividers and developers, nec (ex cemeteries)</b> .....	<b>—</b>
	<b>Culebra</b>	
	<b>Construction Industries and Subdividers and Developers</b> .....	<b>1</b>
<b>15</b>	<b>General building contractors &amp; operative builders</b> .....	<b>—</b>
1521	Single-family housing construction .....	—
1522	Residential construction, nec .....	—
1531	Operative builders .....	—
1541	Industrial building & warehouses .....	—
1542	Nonresidential construction, nec .....	—
<b>16</b>	<b>Heavy construction other than building</b> .....	<b>—</b>
1611	Highway & street construction, excluding elevated highways .....	—
1622	Bridge, tunnel, & elevated highway construction .....	—
1623	Water, sewer, pipeline, & communications & power lines .....	—
1629	Heavy construction, nec .....	—
<b>17</b>	<b>Special trade contractors</b> .....	<b>1</b>
1711	Plumbing, heating, & air-conditioning .....	—
1721	Painting & paper hanging .....	—
1731	Electrical work .....	—
1741	Masonry, stone setting, & other stonework .....	—
1742	Plastering, drywall, acoustical, & insulation work .....	—
1743	Terrazzo, tile, marble, & mosaic work .....	—
1751	Carpentry work .....	1
1752	Floor laying & other floor, nec .....	—
1761	Roofing, siding, & sheet metal work .....	—
1771	Concrete work .....	—
1781	Water well drilling .....	—
1791	Structural steel erection .....	—
1793	Glass & glazing work .....	—
1794	Excavation work .....	—
1795	Wrecking & demolition work .....	—
1796	Installation or erection of building equipment, nec .....	—
1799	Special trade contractors, nec .....	—
<b>6552</b>	<b>Subdividers and developers, nec (ex cemeteries)</b> .....	<b>—</b>



**Table 1. Establishments by Industry for Municipios: 1997—Con.**

[For meaning of abbreviations and symbols, see introductory text. For explanation of terms, see Appendix A]

SIC code	Municipio and industry	Establishments (number)
	<b>Dorado</b>	
	<b>Construction Industries and Subdividers and Developers</b> .....	<b>12</b>
<b>15</b>	<b>General building contractors &amp; operative builders</b> .....	<b>4</b>
1521	Single-family housing construction .....	2
1522	Residential construction, nec .....	1
1531	Operative builders .....	1
1541	Industrial building & warehouses .....	—
1542	Nonresidential construction, nec .....	1
<b>16</b>	<b>Heavy construction other than building</b> .....	<b>—</b>
1611	Highway & street construction, excluding elevated highways .....	—
1622	Bridge, tunnel, & elevated highway construction .....	—
1623	Water, sewer, pipeline, & communications & power lines .....	—
1629	Heavy construction, nec .....	—
<b>17</b>	<b>Special trade contractors</b> .....	<b>8</b>
1711	Plumbing, heating, & air-conditioning .....	2
1721	Painting & paper hanging .....	—
1731	Electrical work .....	2
1741	Masonry, stone setting, & other stonework .....	—
1742	Plastering, drywall, acoustical, & insulation work .....	—
1743	Terrazzo, tile, marble, & mosaic work .....	—
1751	Carpentry work .....	1
1752	Floor laying & other floor, nec .....	—
1761	Roofing, siding, & sheet metal work .....	1
1771	Concrete work .....	1
1781	Water well drilling .....	—
1791	Structural steel erection .....	—
1793	Glass & glazing work .....	—
1794	Excavation work .....	1
1795	Wrecking & demolition work .....	—
1796	Installation or erection of building equipment, nec .....	—
1799	Special trade contractors, nec .....	—
<b>6552</b>	<b>Subdividers and developers, nec (ex cemeteries)</b> .....	<b>—</b>
	<b>Fajardo</b>	
	<b>Construction Industries and Subdividers and Developers</b> .....	<b>14</b>
<b>15</b>	<b>General building contractors &amp; operative builders</b> .....	<b>6</b>
1521	Single-family housing construction .....	2
1522	Residential construction, nec .....	1
1531	Operative builders .....	1
1541	Industrial building & warehouses .....	1
1542	Nonresidential construction, nec .....	2
<b>16</b>	<b>Heavy construction other than building</b> .....	<b>—</b>
1611	Highway & street construction, excluding elevated highways .....	—
1622	Bridge, tunnel, & elevated highway construction .....	—
1623	Water, sewer, pipeline, & communications & power lines .....	—
1629	Heavy construction, nec .....	—
<b>17</b>	<b>Special trade contractors</b> .....	<b>6</b>
1711	Plumbing, heating, & air-conditioning .....	2
1721	Painting & paper hanging .....	—
1731	Electrical work .....	2
1741	Masonry, stone setting, & other stonework .....	—
1742	Plastering, drywall, acoustical, & insulation work .....	—
1743	Terrazzo, tile, marble, & mosaic work .....	—
1751	Carpentry work .....	—
1752	Floor laying & other floor, nec .....	1
1761	Roofing, siding, & sheet metal work .....	—
1771	Concrete work .....	—
1781	Water well drilling .....	—
1791	Structural steel erection .....	—
1793	Glass & glazing work .....	—
1794	Excavation work .....	—
1795	Wrecking & demolition work .....	—
1796	Installation or erection of building equipment, nec .....	—
1799	Special trade contractors, nec .....	1
<b>6552</b>	<b>Subdividers and developers, nec (ex cemeteries)</b> .....	<b>2</b>

**Table 1. Establishments by Industry for Municipios: 1997—Con.**

[For meaning of abbreviations and symbols, see introductory text. For explanation of terms, see Appendix A]

SIC code	Municipio and industry	Establishments (number)
<b>Florida</b>		
	<b>Construction Industries and Subdividers and Developers</b> .....	<b>3</b>
<b>15</b>	<b>General building contractors &amp; operative builders</b> .....	<b>1</b>
1521	Single-family housing construction .....	—
1522	Residential construction, nec .....	—
1531	Operative builders .....	—
1541	Industrial building & warehouses .....	—
1542	Nonresidential construction, nec .....	1
<b>16</b>	<b>Heavy construction other than building</b> .....	<b>—</b>
1611	Highway & street construction, excluding elevated highways .....	—
1622	Bridge, tunnel, & elevated highway construction .....	—
1623	Water, sewer, pipeline, & communications & power lines .....	—
1629	Heavy construction, nec .....	—
<b>17</b>	<b>Special trade contractors</b> .....	<b>2</b>
1711	Plumbing, heating, & air-conditioning .....	—
1721	Painting & paper hanging .....	1
1731	Electrical work .....	—
1741	Masonry, stone setting, & other stonework .....	—
1742	Plastering, drywall, acoustical, & insulation work .....	—
1743	Terrazzo, tile, marble, & mosaic work .....	—
1751	Carpentry work .....	—
1752	Floor laying & other floor, nec .....	—
1761	Roofing, siding, & sheet metal work .....	—
1771	Concrete work .....	1
1781	Water well drilling .....	—
1791	Structural steel erection .....	—
1793	Glass & glazing work .....	—
1794	Excavation work .....	—
1795	Wrecking & demolition work .....	—
1796	Installation or erection of building equipment, nec .....	—
1799	Special trade contractors, nec .....	—
<b>6552</b>	<b>Subdividers and developers, nec (ex cemeteries)</b> .....	<b>—</b>
<b>Guánica</b>		
	<b>Construction Industries and Subdividers and Developers</b> .....	<b>7</b>
<b>15</b>	<b>General building contractors &amp; operative builders</b> .....	<b>2</b>
1521	Single-family housing construction .....	1
1522	Residential construction, nec .....	—
1531	Operative builders .....	—
1541	Industrial building & warehouses .....	1
1542	Nonresidential construction, nec .....	—
<b>16</b>	<b>Heavy construction other than building</b> .....	<b>—</b>
1611	Highway & street construction, excluding elevated highways .....	—
1622	Bridge, tunnel, & elevated highway construction .....	—
1623	Water, sewer, pipeline, & communications & power lines .....	—
1629	Heavy construction, nec .....	—
<b>17</b>	<b>Special trade contractors</b> .....	<b>5</b>
1711	Plumbing, heating, & air-conditioning .....	1
1721	Painting & paper hanging .....	1
1731	Electrical work .....	—
1741	Masonry, stone setting, & other stonework .....	—
1742	Plastering, drywall, acoustical, & insulation work .....	—
1743	Terrazzo, tile, marble, & mosaic work .....	—
1751	Carpentry work .....	1
1752	Floor laying & other floor, nec .....	—
1761	Roofing, siding, & sheet metal work .....	—
1771	Concrete work .....	—
1781	Water well drilling .....	—
1791	Structural steel erection .....	1
1793	Glass & glazing work .....	—
1794	Excavation work .....	—
1795	Wrecking & demolition work .....	—
1796	Installation or erection of building equipment, nec .....	—
1799	Special trade contractors, nec .....	1
<b>6552</b>	<b>Subdividers and developers, nec (ex cemeteries)</b> .....	<b>—</b>

**Table 1. Establishments by Industry for Municipios: 1997—Con.**

[For meaning of abbreviations and symbols, see introductory text. For explanation of terms, see Appendix A]

SIC code	Municipio and industry	Establishments (number)
	<b>Guayama</b>	
	<b>Construction Industries and Subdividers and Developers</b> .....	<b>16</b>
<b>15</b>	<b>General building contractors &amp; operative builders</b> .....	<b>7</b>
1521	Single-family housing construction .....	5
1522	Residential construction, nec .....	—
1531	Operative builders .....	—
1541	Industrial building & warehouses .....	1
1542	Nonresidential construction, nec .....	1
<b>16</b>	<b>Heavy construction other than building</b> .....	<b>4</b>
1611	Highway & street construction, excluding elevated highways .....	3
1622	Bridge, tunnel, & elevated highway construction .....	—
1623	Water, sewer, pipeline, & communications & power lines .....	—
1629	Heavy construction, nec .....	1
<b>17</b>	<b>Special trade contractors</b> .....	<b>5</b>
1711	Plumbing, heating, & air-conditioning .....	—
1721	Painting & paper hanging .....	—
1731	Electrical work .....	2
1741	Masonry, stone setting, & other stonework .....	—
1742	Plastering, drywall, acoustical, & insulation work .....	—
1743	Terrazzo, tile, marble, & mosaic work .....	—
1751	Carpentry work .....	1
1752	Floor laying & other floor, nec .....	—
1761	Roofing, siding, & sheet metal work .....	1
1771	Concrete work .....	—
1781	Water well drilling .....	—
1791	Structural steel erection .....	—
1793	Glass & glazing work .....	—
1794	Excavation work .....	—
1795	Wrecking & demolition work .....	—
1796	Installation or erection of building equipment, nec .....	—
1799	Special trade contractors, nec .....	1
<b>6552</b>	<b>Subdividers and developers, nec (ex cemeteries)</b> .....	<b>—</b>
	<b>Guayanilla</b>	
	<b>Construction Industries and Subdividers and Developers</b> .....	<b>2</b>
<b>15</b>	<b>General building contractors &amp; operative builders</b> .....	<b>1</b>
1521	Single-family housing construction .....	1
1522	Residential construction, nec .....	—
1531	Operative builders .....	—
1541	Industrial building & warehouses .....	—
1542	Nonresidential construction, nec .....	—
<b>16</b>	<b>Heavy construction other than building</b> .....	<b>1</b>
1611	Highway & street construction, excluding elevated highways .....	—
1622	Bridge, tunnel, & elevated highway construction .....	—
1623	Water, sewer, pipeline, & communications & power lines .....	—
1629	Heavy construction, nec .....	1
<b>17</b>	<b>Special trade contractors</b> .....	<b>—</b>
1711	Plumbing, heating, & air-conditioning .....	—
1721	Painting & paper hanging .....	—
1731	Electrical work .....	—
1741	Masonry, stone setting, & other stonework .....	—
1742	Plastering, drywall, acoustical, & insulation work .....	—
1743	Terrazzo, tile, marble, & mosaic work .....	—
1751	Carpentry work .....	—
1752	Floor laying & other floor, nec .....	—
1761	Roofing, siding, & sheet metal work .....	—
1771	Concrete work .....	—
1781	Water well drilling .....	—
1791	Structural steel erection .....	—
1793	Glass & glazing work .....	—
1794	Excavation work .....	—
1795	Wrecking & demolition work .....	—
1796	Installation or erection of building equipment, nec .....	—
1799	Special trade contractors, nec .....	—
<b>6552</b>	<b>Subdividers and developers, nec (ex cemeteries)</b> .....	<b>—</b>

**Table 1. Establishments by Industry for Municipios: 1997—Con.**

[For meaning of abbreviations and symbols, see introductory text. For explanation of terms, see Appendix A]

SIC code	Municipio and industry	Establishments (number)
	<b>Guaynabo</b>	
	<b>Construction Industries and Subdividers and Developers</b> .....	<b>120</b>
<b>15</b>	<b>General building contractors &amp; operative builders</b> .....	<b>51</b>
1521	Single-family housing construction .....	16
1522	Residential construction, nec .....	4
1531	Operative builders .....	6
1541	Industrial building & warehouses .....	7
1542	Nonresidential construction, nec .....	18
<b>16</b>	<b>Heavy construction other than building</b> .....	<b>17</b>
1611	Highway & street construction, excluding elevated highways .....	5
1622	Bridge, tunnel, & elevated highway construction .....	2
1623	Water, sewer, pipeline, & communications & power lines .....	5
1629	Heavy construction, nec .....	5
<b>17</b>	<b>Special trade contractors</b> .....	<b>48</b>
1711	Plumbing, heating, & air-conditioning .....	15
1721	Painting & paper hanging .....	3
1731	Electrical work .....	13
1741	Masonry, stone setting, & other stonework .....	—
1742	Plastering, drywall, acoustical, & insulation work .....	2
1743	Terrazzo, tile, marble, & mosaic work .....	1
1751	Carpentry work .....	—
1752	Floor laying & other floor, nec .....	1
1761	Roofing, siding, & sheet metal work .....	3
1771	Concrete work .....	4
1781	Water well drilling .....	—
1791	Structural steel erection .....	3
1793	Glass & glazing work .....	—
1794	Excavation work .....	1
1795	Wrecking & demolition work .....	—
1796	Installation or erection of building equipment, nec .....	1
1799	Special trade contractors, nec .....	1
<b>6552</b>	<b>Subdividers and developers, nec (ex cemeteries)</b> .....	<b>4</b>
	<b>Gurabo</b>	
	<b>Construction Industries and Subdividers and Developers</b> .....	<b>11</b>
<b>15</b>	<b>General building contractors &amp; operative builders</b> .....	<b>1</b>
1521	Single-family housing construction .....	—
1522	Residential construction, nec .....	—
1531	Operative builders .....	—
1541	Industrial building & warehouses .....	—
1542	Nonresidential construction, nec .....	1
<b>16</b>	<b>Heavy construction other than building</b> .....	<b>3</b>
1611	Highway & street construction, excluding elevated highways .....	2
1622	Bridge, tunnel, & elevated highway construction .....	—
1623	Water, sewer, pipeline, & communications & power lines .....	—
1629	Heavy construction, nec .....	1
<b>17</b>	<b>Special trade contractors</b> .....	<b>7</b>
1711	Plumbing, heating, & air-conditioning .....	2
1721	Painting & paper hanging .....	—
1731	Electrical work .....	4
1741	Masonry, stone setting, & other stonework .....	—
1742	Plastering, drywall, acoustical, & insulation work .....	—
1743	Terrazzo, tile, marble, & mosaic work .....	—
1751	Carpentry work .....	—
1752	Floor laying & other floor, nec .....	—
1761	Roofing, siding, & sheet metal work .....	—
1771	Concrete work .....	—
1781	Water well drilling .....	—
1791	Structural steel erection .....	1
1793	Glass & glazing work .....	—
1794	Excavation work .....	—
1795	Wrecking & demolition work .....	—
1796	Installation or erection of building equipment, nec .....	—
1799	Special trade contractors, nec .....	—
<b>6552</b>	<b>Subdividers and developers, nec (ex cemeteries)</b> .....	<b>—</b>

**Table 1. Establishments by Industry for Municipios: 1997—Con.**

[For meaning of abbreviations and symbols, see introductory text. For explanation of terms, see Appendix A]

SIC code	Municipio and industry	Establishments (number)
	<b>Hatillo</b>	
	<b>Construction Industries and Subdividers and Developers</b> .....	<b>14</b>
<b>15</b>	<b>General building contractors &amp; operative builders</b> .....	<b>9</b>
1521	Single-family housing construction .....	4
1522	Residential construction, nec .....	—
1531	Operative builders .....	—
1541	Industrial building & warehouses .....	3
1542	Nonresidential construction, nec .....	2
<b>16</b>	<b>Heavy construction other than building</b> .....	<b>—</b>
1611	Highway & street construction, excluding elevated highways .....	—
1622	Bridge, tunnel, & elevated highway construction .....	—
1623	Water, sewer, pipeline, & communications & power lines .....	—
1629	Heavy construction, nec .....	—
<b>17</b>	<b>Special trade contractors</b> .....	<b>5</b>
1711	Plumbing, heating, & air-conditioning .....	—
1721	Painting & paper hanging .....	—
1731	Electrical work .....	—
1741	Masonry, stone setting, & other stonework .....	—
1742	Plastering, drywall, acoustical, & insulation work .....	1
1743	Terrazzo, tile, marble, & mosaic work .....	—
1751	Carpentry work .....	—
1752	Floor laying & other floor, nec .....	—
1761	Roofing, siding, & sheet metal work .....	1
1771	Concrete work .....	1
1781	Water well drilling .....	—
1791	Structural steel erection .....	—
1793	Glass & glazing work .....	—
1794	Excavation work .....	—
1795	Wrecking & demolition work .....	—
1796	Installation or erection of building equipment, nec .....	1
1799	Special trade contractors, nec .....	1
<b>6552</b>	<b>Subdividers and developers, nec (ex cemeteries)</b> .....	<b>—</b>
	<b>Hormigueros</b>	
	<b>Construction Industries and Subdividers and Developers</b> .....	<b>7</b>
<b>15</b>	<b>General building contractors &amp; operative builders</b> .....	<b>4</b>
1521	Single-family housing construction .....	3
1522	Residential construction, nec .....	—
1531	Operative builders .....	—
1541	Industrial building & warehouses .....	—
1542	Nonresidential construction, nec .....	1
<b>16</b>	<b>Heavy construction other than building</b> .....	<b>1</b>
1611	Highway & street construction, excluding elevated highways .....	1
1622	Bridge, tunnel, & elevated highway construction .....	—
1623	Water, sewer, pipeline, & communications & power lines .....	—
1629	Heavy construction, nec .....	—
<b>17</b>	<b>Special trade contractors</b> .....	<b>2</b>
1711	Plumbing, heating, & air-conditioning .....	1
1721	Painting & paper hanging .....	—
1731	Electrical work .....	—
1741	Masonry, stone setting, & other stonework .....	—
1742	Plastering, drywall, acoustical, & insulation work .....	—
1743	Terrazzo, tile, marble, & mosaic work .....	—
1751	Carpentry work .....	—
1752	Floor laying & other floor, nec .....	—
1761	Roofing, siding, & sheet metal work .....	—
1771	Concrete work .....	1
1781	Water well drilling .....	—
1791	Structural steel erection .....	—
1793	Glass & glazing work .....	—
1794	Excavation work .....	—
1795	Wrecking & demolition work .....	—
1796	Installation or erection of building equipment, nec .....	—
1799	Special trade contractors, nec .....	—
<b>6552</b>	<b>Subdividers and developers, nec (ex cemeteries)</b> .....	<b>—</b>

**Table 1. Establishments by Industry for Municipios: 1997—Con.**

[For meaning of abbreviations and symbols, see introductory text. For explanation of terms, see Appendix A]

SIC code	Municipio and industry	Establishments (number)
<b>Humacao</b>		
	<b>Construction Industries and Subdividers and Developers</b> .....	<b>27</b>
<b>15</b>	<b>General building contractors &amp; operative builders</b> .....	<b>11</b>
1521	Single-family housing construction .....	2
1522	Residential construction, nec .....	2
1531	Operative builders .....	—
1541	Industrial building & warehouses .....	4
1542	Nonresidential construction, nec .....	3
<b>16</b>	<b>Heavy construction other than building</b> .....	<b>1</b>
1611	Highway & street construction, excluding elevated highways .....	1
1622	Bridge, tunnel, & elevated highway construction .....	—
1623	Water, sewer, pipeline, & communications & power lines .....	—
1629	Heavy construction, nec .....	—
<b>17</b>	<b>Special trade contractors</b> .....	<b>14</b>
1711	Plumbing, heating, & air-conditioning .....	4
1721	Painting & paper hanging .....	—
1731	Electrical work .....	3
1741	Masonry, stone setting, & other stonework .....	1
1742	Plastering, drywall, acoustical, & insulation work .....	—
1743	Terrazzo, tile, marble, & mosaic work .....	—
1751	Carpentry work .....	2
1752	Floor laying & other floor, nec .....	1
1761	Roofing, siding, & sheet metal work .....	1
1771	Concrete work .....	—
1781	Water well drilling .....	—
1791	Structural steel erection .....	—
1793	Glass & glazing work .....	1
1794	Excavation work .....	—
1795	Wrecking & demolition work .....	—
1796	Installation or erection of building equipment, nec .....	—
1799	Special trade contractors, nec .....	1
<b>6552</b>	<b>Subdividers and developers, nec (ex cemeteries)</b> .....	<b>1</b>
<b>Isabela</b>		
	<b>Construction Industries and Subdividers and Developers</b> .....	<b>14</b>
<b>15</b>	<b>General building contractors &amp; operative builders</b> .....	<b>9</b>
1521	Single-family housing construction .....	6
1522	Residential construction, nec .....	—
1531	Operative builders .....	1
1541	Industrial building & warehouses .....	1
1542	Nonresidential construction, nec .....	1
<b>16</b>	<b>Heavy construction other than building</b> .....	<b>—</b>
1611	Highway & street construction, excluding elevated highways .....	—
1622	Bridge, tunnel, & elevated highway construction .....	—
1623	Water, sewer, pipeline, & communications & power lines .....	—
1629	Heavy construction, nec .....	—
<b>17</b>	<b>Special trade contractors</b> .....	<b>5</b>
1711	Plumbing, heating, & air-conditioning .....	—
1721	Painting & paper hanging .....	2
1731	Electrical work .....	1
1741	Masonry, stone setting, & other stonework .....	—
1742	Plastering, drywall, acoustical, & insulation work .....	—
1743	Terrazzo, tile, marble, & mosaic work .....	—
1751	Carpentry work .....	—
1752	Floor laying & other floor, nec .....	—
1761	Roofing, siding, & sheet metal work .....	—
1771	Concrete work .....	1
1781	Water well drilling .....	—
1791	Structural steel erection .....	—
1793	Glass & glazing work .....	—
1794	Excavation work .....	—
1795	Wrecking & demolition work .....	—
1796	Installation or erection of building equipment, nec .....	—
1799	Special trade contractors, nec .....	1
<b>6552</b>	<b>Subdividers and developers, nec (ex cemeteries)</b> .....	<b>—</b>

**Table 1. Establishments by Industry for Municipios: 1997—Con.**

[For meaning of abbreviations and symbols, see introductory text. For explanation of terms, see Appendix A]

SIC code	Municipio and industry	Establishments (number)
	<b>Jayuya</b>	
	<b>Construction Industries and Subdividers and Developers</b> .....	<b>8</b>
<b>15</b>	<b>General building contractors &amp; operative builders</b> .....	<b>3</b>
1521	Single-family housing construction .....	—
1522	Residential construction, nec .....	1
1531	Operative builders .....	2
1541	Industrial building & warehouses .....	—
1542	Nonresidential construction, nec .....	—
<b>16</b>	<b>Heavy construction other than building</b> .....	<b>2</b>
1611	Highway & street construction, excluding elevated highways .....	1
1622	Bridge, tunnel, & elevated highway construction .....	—
1623	Water, sewer, pipeline, & communications & power lines .....	1
1629	Heavy construction, nec .....	—
<b>17</b>	<b>Special trade contractors</b> .....	<b>3</b>
1711	Plumbing, heating, & air-conditioning .....	—
1721	Painting & paper hanging .....	1
1731	Electrical work .....	1
1741	Masonry, stone setting, & other stonework .....	—
1742	Plastering, drywall, acoustical, & insulation work .....	—
1743	Terrazzo, tile, marble, & mosaic work .....	—
1751	Carpentry work .....	1
1752	Floor laying & other floor, nec .....	—
1761	Roofing, siding, & sheet metal work .....	—
1771	Concrete work .....	—
1781	Water well drilling .....	—
1791	Structural steel erection .....	—
1793	Glass & glazing work .....	—
1794	Excavation work .....	—
1795	Wrecking & demolition work .....	—
1796	Installation or erection of building equipment, nec .....	—
1799	Special trade contractors, nec .....	—
<b>6552</b>	<b>Subdividers and developers, nec (ex cemeteries)</b> .....	<b>—</b>
	<b>Juana Díaz</b>	
	<b>Construction Industries and Subdividers and Developers</b> .....	<b>17</b>
<b>15</b>	<b>General building contractors &amp; operative builders</b> .....	<b>8</b>
1521	Single-family housing construction .....	6
1522	Residential construction, nec .....	1
1531	Operative builders .....	—
1541	Industrial building & warehouses .....	1
1542	Nonresidential construction, nec .....	—
<b>16</b>	<b>Heavy construction other than building</b> .....	<b>1</b>
1611	Highway & street construction, excluding elevated highways .....	1
1622	Bridge, tunnel, & elevated highway construction .....	—
1623	Water, sewer, pipeline, & communications & power lines .....	—
1629	Heavy construction, nec .....	—
<b>17</b>	<b>Special trade contractors</b> .....	<b>8</b>
1711	Plumbing, heating, & air-conditioning .....	—
1721	Painting & paper hanging .....	1
1731	Electrical work .....	1
1741	Masonry, stone setting, & other stonework .....	—
1742	Plastering, drywall, acoustical, & insulation work .....	—
1743	Terrazzo, tile, marble, & mosaic work .....	—
1751	Carpentry work .....	—
1752	Floor laying & other floor, nec .....	—
1761	Roofing, siding, & sheet metal work .....	1
1771	Concrete work .....	4
1781	Water well drilling .....	—
1791	Structural steel erection .....	1
1793	Glass & glazing work .....	—
1794	Excavation work .....	—
1795	Wrecking & demolition work .....	—
1796	Installation or erection of building equipment, nec .....	—
1799	Special trade contractors, nec .....	—
<b>6552</b>	<b>Subdividers and developers, nec (ex cemeteries)</b> .....	<b>—</b>

**Table 1. Establishments by Industry for Municipios: 1997—Con.**

[For meaning of abbreviations and symbols, see introductory text. For explanation of terms, see Appendix A]

SIC code	Municipio and industry	Establishments (number)
	<b>Juncos</b>	
	<b>Construction Industries and Subdividers and Developers</b> .....	<b>13</b>
<b>15</b>	<b>General building contractors &amp; operative builders</b> .....	<b>6</b>
1521	Single-family housing construction .....	3
1522	Residential construction, nec .....	2
1531	Operative builders .....	—
1541	Industrial building & warehouses .....	—
1542	Nonresidential construction, nec .....	1
<b>16</b>	<b>Heavy construction other than building</b> .....	<b>—</b>
1611	Highway & street construction, excluding elevated highways .....	—
1622	Bridge, tunnel, & elevated highway construction .....	—
1623	Water, sewer, pipeline, & communications & power lines .....	—
1629	Heavy construction, nec .....	—
<b>17</b>	<b>Special trade contractors</b> .....	<b>6</b>
1711	Plumbing, heating, & air-conditioning .....	1
1721	Painting & paper hanging .....	1
1731	Electrical work .....	1
1741	Masonry, stone setting, & other stonework .....	—
1742	Plastering, drywall, acoustical, & insulation work .....	—
1743	Terrazzo, tile, marble, & mosaic work .....	—
1751	Carpentry work .....	1
1752	Floor laying & other floor, nec .....	1
1761	Roofing, siding, & sheet metal work .....	—
1771	Concrete work .....	—
1781	Water well drilling .....	—
1791	Structural steel erection .....	—
1793	Glass & glazing work .....	—
1794	Excavation work .....	—
1795	Wrecking & demolition work .....	—
1796	Installation or erection of building equipment, nec .....	—
1799	Special trade contractors, nec .....	1
<b>6552</b>	<b>Subdividers and developers, nec (ex cemeteries)</b> .....	<b>1</b>
	<b>Lajas</b>	
	<b>Construction Industries and Subdividers and Developers</b> .....	<b>13</b>
<b>15</b>	<b>General building contractors &amp; operative builders</b> .....	<b>10</b>
1521	Single-family housing construction .....	4
1522	Residential construction, nec .....	1
1531	Operative builders .....	2
1541	Industrial building & warehouses .....	2
1542	Nonresidential construction, nec .....	1
<b>16</b>	<b>Heavy construction other than building</b> .....	<b>—</b>
1611	Highway & street construction, excluding elevated highways .....	—
1622	Bridge, tunnel, & elevated highway construction .....	—
1623	Water, sewer, pipeline, & communications & power lines .....	—
1629	Heavy construction, nec .....	—
<b>17</b>	<b>Special trade contractors</b> .....	<b>3</b>
1711	Plumbing, heating, & air-conditioning .....	—
1721	Painting & paper hanging .....	—
1731	Electrical work .....	1
1741	Masonry, stone setting, & other stonework .....	—
1742	Plastering, drywall, acoustical, & insulation work .....	—
1743	Terrazzo, tile, marble, & mosaic work .....	—
1751	Carpentry work .....	—
1752	Floor laying & other floor, nec .....	—
1761	Roofing, siding, & sheet metal work .....	—
1771	Concrete work .....	—
1781	Water well drilling .....	—
1791	Structural steel erection .....	—
1793	Glass & glazing work .....	—
1794	Excavation work .....	1
1795	Wrecking & demolition work .....	—
1796	Installation or erection of building equipment, nec .....	—
1799	Special trade contractors, nec .....	1
<b>6552</b>	<b>Subdividers and developers, nec (ex cemeteries)</b> .....	<b>—</b>



**Table 1. Establishments by Industry for Municipios: 1997—Con.**

[For meaning of abbreviations and symbols, see introductory text. For explanation of terms, see Appendix A]

SIC code	Municipio and industry	Establishments (number)
	<b>Lares</b>	
	<b>Construction Industries and Subdividers and Developers</b> .....	<b>9</b>
<b>15</b>	<b>General building contractors &amp; operative builders</b> .....	<b>4</b>
1521	Single-family housing construction .....	2
1522	Residential construction, nec .....	—
1531	Operative builders .....	—
1541	Industrial building & warehouses .....	1
1542	Nonresidential construction, nec .....	1
<b>16</b>	<b>Heavy construction other than building</b> .....	<b>—</b>
1611	Highway & street construction, excluding elevated highways .....	—
1622	Bridge, tunnel, & elevated highway construction .....	—
1623	Water, sewer, pipeline, & communications & power lines .....	—
1629	Heavy construction, nec .....	—
<b>17</b>	<b>Special trade contractors</b> .....	<b>5</b>
1711	Plumbing, heating, & air-conditioning .....	—
1721	Painting & paper hanging .....	—
1731	Electrical work .....	4
1741	Masonry, stone setting, & other stonework .....	—
1742	Plastering, drywall, acoustical, & insulation work .....	—
1743	Terrazzo, tile, marble, & mosaic work .....	—
1751	Carpentry work .....	—
1752	Floor laying & other floor, nec .....	—
1761	Roofing, siding, & sheet metal work .....	—
1771	Concrete work .....	1
1781	Water well drilling .....	—
1791	Structural steel erection .....	—
1793	Glass & glazing work .....	—
1794	Excavation work .....	—
1795	Wrecking & demolition work .....	—
1796	Installation or erection of building equipment, nec .....	—
1799	Special trade contractors, nec .....	—
<b>6552</b>	<b>Subdividers and developers, nec (ex cemeteries)</b> .....	<b>—</b>
	<b>Las Marías</b>	
	<b>Construction Industries and Subdividers and Developers</b> .....	<b>6</b>
<b>15</b>	<b>General building contractors &amp; operative builders</b> .....	<b>4</b>
1521	Single-family housing construction .....	4
1522	Residential construction, nec .....	—
1531	Operative builders .....	—
1541	Industrial building & warehouses .....	—
1542	Nonresidential construction, nec .....	—
<b>16</b>	<b>Heavy construction other than building</b> .....	<b>1</b>
1611	Highway & street construction, excluding elevated highways .....	—
1622	Bridge, tunnel, & elevated highway construction .....	—
1623	Water, sewer, pipeline, & communications & power lines .....	1
1629	Heavy construction, nec .....	—
<b>17</b>	<b>Special trade contractors</b> .....	<b>1</b>
1711	Plumbing, heating, & air-conditioning .....	—
1721	Painting & paper hanging .....	—
1731	Electrical work .....	—
1741	Masonry, stone setting, & other stonework .....	—
1742	Plastering, drywall, acoustical, & insulation work .....	—
1743	Terrazzo, tile, marble, & mosaic work .....	—
1751	Carpentry work .....	—
1752	Floor laying & other floor, nec .....	—
1761	Roofing, siding, & sheet metal work .....	—
1771	Concrete work .....	1
1781	Water well drilling .....	—
1791	Structural steel erection .....	—
1793	Glass & glazing work .....	—
1794	Excavation work .....	—
1795	Wrecking & demolition work .....	—
1796	Installation or erection of building equipment, nec .....	—
1799	Special trade contractors, nec .....	—
<b>6552</b>	<b>Subdividers and developers, nec (ex cemeteries)</b> .....	<b>—</b>

**Table 1. Establishments by Industry for Municipios: 1997—Con.**

[For meaning of abbreviations and symbols, see introductory text. For explanation of terms, see Appendix A]

SIC code	Municipio and industry	Establishments (number)
	<b>Las Piedras</b>	
	<b>Construction Industries and Subdividers and Developers</b> .....	<b>21</b>
<b>15</b>	<b>General building contractors &amp; operative builders</b> .....	<b>9</b>
1521	Single-family housing construction .....	4
1522	Residential construction, nec .....	—
1531	Operative builders .....	2
1541	Industrial building & warehouses .....	1
1542	Nonresidential construction, nec .....	2
<b>16</b>	<b>Heavy construction other than building</b> .....	<b>2</b>
1611	Highway & street construction, excluding elevated highways .....	2
1622	Bridge, tunnel, & elevated highway construction .....	—
1623	Water, sewer, pipeline, & communications & power lines .....	—
1629	Heavy construction, nec .....	—
<b>17</b>	<b>Special trade contractors</b> .....	<b>10</b>
1711	Plumbing, heating, & air-conditioning .....	3
1721	Painting & paper hanging .....	1
1731	Electrical work .....	4
1741	Masonry, stone setting, & other stonework .....	1
1742	Plastering, drywall, acoustical, & insulation work .....	—
1743	Terrazzo, tile, marble, & mosaic work .....	—
1751	Carpentry work .....	—
1752	Floor laying & other floor, nec .....	—
1761	Roofing, siding, & sheet metal work .....	—
1771	Concrete work .....	—
1781	Water well drilling .....	—
1791	Structural steel erection .....	—
1793	Glass & glazing work .....	—
1794	Excavation work .....	—
1795	Wrecking & demolition work .....	1
1796	Installation or erection of building equipment, nec .....	—
1799	Special trade contractors, nec .....	—
<b>6552</b>	<b>Subdividers and developers, nec (ex cemeteries)</b> .....	<b>—</b>
	<b>Loíza</b>	
	<b>Construction Industries and Subdividers and Developers</b> .....	<b>3</b>
<b>15</b>	<b>General building contractors &amp; operative builders</b> .....	<b>1</b>
1521	Single-family housing construction .....	1
1522	Residential construction, nec .....	—
1531	Operative builders .....	—
1541	Industrial building & warehouses .....	—
1542	Nonresidential construction, nec .....	—
<b>16</b>	<b>Heavy construction other than building</b> .....	<b>—</b>
1611	Highway & street construction, excluding elevated highways .....	—
1622	Bridge, tunnel, & elevated highway construction .....	—
1623	Water, sewer, pipeline, & communications & power lines .....	—
1629	Heavy construction, nec .....	—
<b>17</b>	<b>Special trade contractors</b> .....	<b>2</b>
1711	Plumbing, heating, & air-conditioning .....	—
1721	Painting & paper hanging .....	—
1731	Electrical work .....	—
1741	Masonry, stone setting, & other stonework .....	—
1742	Plastering, drywall, acoustical, & insulation work .....	1
1743	Terrazzo, tile, marble, & mosaic work .....	—
1751	Carpentry work .....	—
1752	Floor laying & other floor, nec .....	—
1761	Roofing, siding, & sheet metal work .....	—
1771	Concrete work .....	1
1781	Water well drilling .....	—
1791	Structural steel erection .....	—
1793	Glass & glazing work .....	—
1794	Excavation work .....	—
1795	Wrecking & demolition work .....	—
1796	Installation or erection of building equipment, nec .....	—
1799	Special trade contractors, nec .....	—
<b>6552</b>	<b>Subdividers and developers, nec (ex cemeteries)</b> .....	<b>—</b>

**Table 1. Establishments by Industry for Municipios: 1997—Con.**

[For meaning of abbreviations and symbols, see introductory text. For explanation of terms, see Appendix A]

SIC code	Municipio and industry	Establishments (number)
	<b>Luquillo</b>	
	<b>Construction Industries and Subdividers and Developers</b> .....	<b>4</b>
<b>15</b>	<b>General building contractors &amp; operative builders</b> .....	<b>1</b>
1521	Single-family housing construction .....	1
1522	Residential construction, nec .....	—
1531	Operative builders .....	—
1541	Industrial building & warehouses .....	—
1542	Nonresidential construction, nec .....	—
<b>16</b>	<b>Heavy construction other than building</b> .....	<b>—</b>
1611	Highway & street construction, excluding elevated highways .....	—
1622	Bridge, tunnel, & elevated highway construction .....	—
1623	Water, sewer, pipeline, & communications & power lines .....	—
1629	Heavy construction, nec .....	—
<b>17</b>	<b>Special trade contractors</b> .....	<b>2</b>
1711	Plumbing, heating, & air-conditioning .....	—
1721	Painting & paper hanging .....	1
1731	Electrical work .....	—
1741	Masonry, stone setting, & other stonework .....	—
1742	Plastering, drywall, acoustical, & insulation work .....	—
1743	Terrazzo, tile, marble, & mosaic work .....	1
1751	Carpentry work .....	—
1752	Floor laying & other floor, nec .....	—
1761	Roofing, siding, & sheet metal work .....	—
1771	Concrete work .....	—
1781	Water well drilling .....	—
1791	Structural steel erection .....	—
1793	Glass & glazing work .....	—
1794	Excavation work .....	—
1795	Wrecking & demolition work .....	—
1796	Installation or erection of building equipment, nec .....	—
1799	Special trade contractors, nec .....	—
<b>6552</b>	<b>Subdividers and developers, nec (ex cemeteries)</b> .....	<b>1</b>
	<b>Manatí</b>	
	<b>Construction Industries and Subdividers and Developers</b> .....	<b>14</b>
<b>15</b>	<b>General building contractors &amp; operative builders</b> .....	<b>6</b>
1521	Single-family housing construction .....	2
1522	Residential construction, nec .....	1
1531	Operative builders .....	2
1541	Industrial building & warehouses .....	1
1542	Nonresidential construction, nec .....	—
<b>16</b>	<b>Heavy construction other than building</b> .....	<b>1</b>
1611	Highway & street construction, excluding elevated highways .....	1
1622	Bridge, tunnel, & elevated highway construction .....	—
1623	Water, sewer, pipeline, & communications & power lines .....	—
1629	Heavy construction, nec .....	—
<b>17</b>	<b>Special trade contractors</b> .....	<b>6</b>
1711	Plumbing, heating, & air-conditioning .....	1
1721	Painting & paper hanging .....	2
1731	Electrical work .....	2
1741	Masonry, stone setting, & other stonework .....	—
1742	Plastering, drywall, acoustical, & insulation work .....	—
1743	Terrazzo, tile, marble, & mosaic work .....	—
1751	Carpentry work .....	1
1752	Floor laying & other floor, nec .....	—
1761	Roofing, siding, & sheet metal work .....	—
1771	Concrete work .....	—
1781	Water well drilling .....	—
1791	Structural steel erection .....	—
1793	Glass & glazing work .....	—
1794	Excavation work .....	—
1795	Wrecking & demolition work .....	—
1796	Installation or erection of building equipment, nec .....	—
1799	Special trade contractors, nec .....	—
<b>6552</b>	<b>Subdividers and developers, nec (ex cemeteries)</b> .....	<b>1</b>

**Table 1. Establishments by Industry for Municipios: 1997—Con.**

[For meaning of abbreviations and symbols, see introductory text. For explanation of terms, see Appendix A]

SIC code	Municipio and industry	Establishments (number)
	<b>Maricao</b>	
	<b>Construction Industries and Subdividers and Developers</b> .....	<b>3</b>
<b>15</b>	<b>General building contractors &amp; operative builders</b> .....	<b>—</b>
1521	Single-family housing construction .....	—
1522	Residential construction, nec .....	—
1531	Operative builders .....	—
1541	Industrial building & warehouses .....	—
1542	Nonresidential construction, nec .....	—
<b>16</b>	<b>Heavy construction other than building</b> .....	<b>2</b>
1611	Highway & street construction, excluding elevated highways .....	1
1622	Bridge, tunnel, & elevated highway construction .....	—
1623	Water, sewer, pipeline, & communications & power lines .....	1
1629	Heavy construction, nec .....	—
<b>17</b>	<b>Special trade contractors</b> .....	<b>1</b>
1711	Plumbing, heating, & air-conditioning .....	—
1721	Painting & paper hanging .....	—
1731	Electrical work .....	—
1741	Masonry, stone setting, & other stonework .....	—
1742	Plastering, drywall, acoustical, & insulation work .....	—
1743	Terrazzo, tile, marble, & mosaic work .....	—
1751	Carpentry work .....	—
1752	Floor laying & other floor, nec .....	—
1761	Roofing, siding, & sheet metal work .....	—
1771	Concrete work .....	—
1781	Water well drilling .....	—
1791	Structural steel erection .....	—
1793	Glass & glazing work .....	—
1794	Excavation work .....	—
1795	Wrecking & demolition work .....	—
1796	Installation or erection of building equipment, nec .....	—
1799	Special trade contractors, nec .....	1
<b>6552</b>	<b>Subdividers and developers, nec (ex cemeteries)</b> .....	<b>—</b>
	<b>Maunabo</b>	
	<b>Construction Industries and Subdividers and Developers</b> .....	<b>2</b>
<b>15</b>	<b>General building contractors &amp; operative builders</b> .....	<b>2</b>
1521	Single-family housing construction .....	2
1522	Residential construction, nec .....	—
1531	Operative builders .....	—
1541	Industrial building & warehouses .....	—
1542	Nonresidential construction, nec .....	—
<b>16</b>	<b>Heavy construction other than building</b> .....	<b>—</b>
1611	Highway & street construction, excluding elevated highways .....	—
1622	Bridge, tunnel, & elevated highway construction .....	—
1623	Water, sewer, pipeline, & communications & power lines .....	—
1629	Heavy construction, nec .....	—
<b>17</b>	<b>Special trade contractors</b> .....	<b>—</b>
1711	Plumbing, heating, & air-conditioning .....	—
1721	Painting & paper hanging .....	—
1731	Electrical work .....	—
1741	Masonry, stone setting, & other stonework .....	—
1742	Plastering, drywall, acoustical, & insulation work .....	—
1743	Terrazzo, tile, marble, & mosaic work .....	—
1751	Carpentry work .....	—
1752	Floor laying & other floor, nec .....	—
1761	Roofing, siding, & sheet metal work .....	—
1771	Concrete work .....	—
1781	Water well drilling .....	—
1791	Structural steel erection .....	—
1793	Glass & glazing work .....	—
1794	Excavation work .....	—
1795	Wrecking & demolition work .....	—
1796	Installation or erection of building equipment, nec .....	—
1799	Special trade contractors, nec .....	—
<b>6552</b>	<b>Subdividers and developers, nec (ex cemeteries)</b> .....	<b>—</b>

**Table 1. Establishments by Industry for Municipios: 1997—Con.**

[For meaning of abbreviations and symbols, see introductory text. For explanation of terms, see Appendix A]

SIC code	Municipio and industry	Establishments (number)
	<b>Mayagüez</b>	
	<b>Construction Industries and Subdividers and Developers</b> .....	<b>68</b>
<b>15</b>	<b>General building contractors &amp; operative builders</b> .....	<b>32</b>
1521	Single-family housing construction .....	13
1522	Residential construction, nec .....	3
1531	Operative builders .....	4
1541	Industrial building & warehouses .....	2
1542	Nonresidential construction, nec .....	10
<b>16</b>	<b>Heavy construction other than building</b> .....	<b>7</b>
1611	Highway & street construction, excluding elevated highways .....	4
1622	Bridge, tunnel, & elevated highway construction .....	—
1623	Water, sewer, pipeline, & communications & power lines .....	2
1629	Heavy construction, nec .....	1
<b>17</b>	<b>Special trade contractors</b> .....	<b>22</b>
1711	Plumbing, heating, & air-conditioning .....	3
1721	Painting & paper hanging .....	—
1731	Electrical work .....	12
1741	Masonry, stone setting, & other stonework .....	—
1742	Plastering, drywall, acoustical, & insulation work .....	—
1743	Terrazzo, tile, marble, & mosaic work .....	—
1751	Carpentry work .....	—
1752	Floor laying & other floor, nec .....	—
1761	Roofing, siding, & sheet metal work .....	1
1771	Concrete work .....	1
1781	Water well drilling .....	—
1791	Structural steel erection .....	—
1793	Glass & glazing work .....	1
1794	Excavation work .....	1
1795	Wrecking & demolition work .....	—
1796	Installation or erection of building equipment, nec .....	1
1799	Special trade contractors, nec .....	2
<b>6552</b>	<b>Subdividers and developers, nec (ex cemeteries)</b> .....	<b>7</b>
	<b>Moca</b>	
	<b>Construction Industries and Subdividers and Developers</b> .....	<b>34</b>
<b>15</b>	<b>General building contractors &amp; operative builders</b> .....	<b>23</b>
1521	Single-family housing construction .....	18
1522	Residential construction, nec .....	—
1531	Operative builders .....	1
1541	Industrial building & warehouses .....	1
1542	Nonresidential construction, nec .....	3
<b>16</b>	<b>Heavy construction other than building</b> .....	<b>1</b>
1611	Highway & street construction, excluding elevated highways .....	—
1622	Bridge, tunnel, & elevated highway construction .....	—
1623	Water, sewer, pipeline, & communications & power lines .....	1
1629	Heavy construction, nec .....	—
<b>17</b>	<b>Special trade contractors</b> .....	<b>9</b>
1711	Plumbing, heating, & air-conditioning .....	2
1721	Painting & paper hanging .....	—
1731	Electrical work .....	6
1741	Masonry, stone setting, & other stonework .....	—
1742	Plastering, drywall, acoustical, & insulation work .....	—
1743	Terrazzo, tile, marble, & mosaic work .....	—
1751	Carpentry work .....	—
1752	Floor laying & other floor, nec .....	—
1761	Roofing, siding, & sheet metal work .....	1
1771	Concrete work .....	—
1781	Water well drilling .....	—
1791	Structural steel erection .....	—
1793	Glass & glazing work .....	—
1794	Excavation work .....	—
1795	Wrecking & demolition work .....	—
1796	Installation or erection of building equipment, nec .....	—
1799	Special trade contractors, nec .....	—
<b>6552</b>	<b>Subdividers and developers, nec (ex cemeteries)</b> .....	<b>1</b>

**Table 1. Establishments by Industry for Municipios: 1997—Con.**

[For meaning of abbreviations and symbols, see introductory text. For explanation of terms, see Appendix A]

SIC code	Municipio and industry	Establishments (number)
	<b>Morovis</b>	
	<b>Construction Industries and Subdividers and Developers</b> .....	<b>10</b>
<b>15</b>	<b>General building contractors &amp; operative builders</b> .....	<b>5</b>
1521	Single-family housing construction .....	3
1522	Residential construction, nec .....	1
1531	Operative builders .....	—
1541	Industrial building & warehouses .....	—
1542	Nonresidential construction, nec .....	1
<b>16</b>	<b>Heavy construction other than building</b> .....	<b>1</b>
1611	Highway & street construction, excluding elevated highways .....	1
1622	Bridge, tunnel, & elevated highway construction .....	—
1623	Water, sewer, pipeline, & communications & power lines .....	—
1629	Heavy construction, nec .....	—
<b>17</b>	<b>Special trade contractors</b> .....	<b>3</b>
1711	Plumbing, heating, & air-conditioning .....	—
1721	Painting & paper hanging .....	—
1731	Electrical work .....	1
1741	Masonry, stone setting, & other stonework .....	—
1742	Plastering, drywall, acoustical, & insulation work .....	—
1743	Terrazzo, tile, marble, & mosaic work .....	—
1751	Carpentry work .....	1
1752	Floor laying & other floor, nec .....	—
1761	Roofing, siding, & sheet metal work .....	1
1771	Concrete work .....	—
1781	Water well drilling .....	—
1791	Structural steel erection .....	—
1793	Glass & glazing work .....	—
1794	Excavation work .....	—
1795	Wrecking & demolition work .....	—
1796	Installation or erection of building equipment, nec .....	—
1799	Special trade contractors, nec .....	—
<b>6552</b>	<b>Subdividers and developers, nec (ex cemeteries)</b> .....	<b>1</b>
	<b>Naguabo</b>	
	<b>Construction Industries and Subdividers and Developers</b> .....	<b>22</b>
<b>15</b>	<b>General building contractors &amp; operative builders</b> .....	<b>10</b>
1521	Single-family housing construction .....	5
1522	Residential construction, nec .....	—
1531	Operative builders .....	1
1541	Industrial building & warehouses .....	—
1542	Nonresidential construction, nec .....	4
<b>16</b>	<b>Heavy construction other than building</b> .....	<b>1</b>
1611	Highway & street construction, excluding elevated highways .....	—
1622	Bridge, tunnel, & elevated highway construction .....	—
1623	Water, sewer, pipeline, & communications & power lines .....	—
1629	Heavy construction, nec .....	1
<b>17</b>	<b>Special trade contractors</b> .....	<b>11</b>
1711	Plumbing, heating, & air-conditioning .....	1
1721	Painting & paper hanging .....	—
1731	Electrical work .....	2
1741	Masonry, stone setting, & other stonework .....	3
1742	Plastering, drywall, acoustical, & insulation work .....	—
1743	Terrazzo, tile, marble, & mosaic work .....	—
1751	Carpentry work .....	1
1752	Floor laying & other floor, nec .....	2
1761	Roofing, siding, & sheet metal work .....	—
1771	Concrete work .....	2
1781	Water well drilling .....	—
1791	Structural steel erection .....	—
1793	Glass & glazing work .....	—
1794	Excavation work .....	—
1795	Wrecking & demolition work .....	—
1796	Installation or erection of building equipment, nec .....	—
1799	Special trade contractors, nec .....	—
<b>6552</b>	<b>Subdividers and developers, nec (ex cemeteries)</b> .....	<b>—</b>

**Table 1. Establishments by Industry for Municipios: 1997—Con.**

[For meaning of abbreviations and symbols, see introductory text. For explanation of terms, see Appendix A]

SIC code	Municipio and industry	Establishments (number)
<b>Naranjito</b>		
	<b>Construction Industries and Subdividers and Developers</b> .....	<b>21</b>
<b>15</b>	<b>General building contractors &amp; operative builders</b> .....	<b>6</b>
1521	Single-family housing construction .....	4
1522	Residential construction, nec .....	—
1531	Operative builders .....	—
1541	Industrial building & warehouses .....	1
1542	Nonresidential construction, nec .....	1
<b>16</b>	<b>Heavy construction other than building</b> .....	<b>10</b>
1611	Highway & street construction, excluding elevated highways .....	7
1622	Bridge, tunnel, & elevated highway construction .....	1
1623	Water, sewer, pipeline, & communications & power lines .....	1
1629	Heavy construction, nec .....	1
<b>17</b>	<b>Special trade contractors</b> .....	<b>5</b>
1711	Plumbing, heating, & air-conditioning .....	—
1721	Painting & paper hanging .....	—
1731	Electrical work .....	1
1741	Masonry, stone setting, & other stonework .....	—
1742	Plastering, drywall, acoustical, & insulation work .....	—
1743	Terrazzo, tile, marble, & mosaic work .....	—
1751	Carpentry work .....	1
1752	Floor laying & other floor, nec .....	—
1761	Roofing, siding, & sheet metal work .....	—
1771	Concrete work .....	2
1781	Water well drilling .....	—
1791	Structural steel erection .....	—
1793	Glass & glazing work .....	—
1794	Excavation work .....	—
1795	Wrecking & demolition work .....	—
1796	Installation or erection of building equipment, nec .....	—
1799	Special trade contractors, nec .....	1
<b>6552</b>	<b>Subdividers and developers, nec (ex cemeteries)</b> .....	<b>—</b>
<b>Orocovis</b>		
	<b>Construction Industries and Subdividers and Developers</b> .....	<b>10</b>
<b>15</b>	<b>General building contractors &amp; operative builders</b> .....	<b>1</b>
1521	Single-family housing construction .....	1
1522	Residential construction, nec .....	—
1531	Operative builders .....	—
1541	Industrial building & warehouses .....	—
1542	Nonresidential construction, nec .....	—
<b>16</b>	<b>Heavy construction other than building</b> .....	<b>1</b>
1611	Highway & street construction, excluding elevated highways .....	1
1622	Bridge, tunnel, & elevated highway construction .....	—
1623	Water, sewer, pipeline, & communications & power lines .....	—
1629	Heavy construction, nec .....	—
<b>17</b>	<b>Special trade contractors</b> .....	<b>7</b>
1711	Plumbing, heating, & air-conditioning .....	—
1721	Painting & paper hanging .....	2
1731	Electrical work .....	2
1741	Masonry, stone setting, & other stonework .....	2
1742	Plastering, drywall, acoustical, & insulation work .....	—
1743	Terrazzo, tile, marble, & mosaic work .....	—
1751	Carpentry work .....	—
1752	Floor laying & other floor, nec .....	—
1761	Roofing, siding, & sheet metal work .....	—
1771	Concrete work .....	—
1781	Water well drilling .....	—
1791	Structural steel erection .....	—
1793	Glass & glazing work .....	—
1794	Excavation work .....	—
1795	Wrecking & demolition work .....	—
1796	Installation or erection of building equipment, nec .....	—
1799	Special trade contractors, nec .....	1
<b>6552</b>	<b>Subdividers and developers, nec (ex cemeteries)</b> .....	<b>1</b>

**Table 1. Establishments by Industry for Municipios: 1997—Con.**

[For meaning of abbreviations and symbols, see introductory text. For explanation of terms, see Appendix A]

SIC code	Municipio and industry	Establishments (number)
	<b>Patillas</b>	
	<b>Construction Industries and Subdividers and Developers</b> .....	<b>6</b>
<b>15</b>	<b>General building contractors &amp; operative builders</b> .....	<b>4</b>
1521	Single-family housing construction .....	3
1522	Residential construction, nec .....	—
1531	Operative builders .....	1
1541	Industrial building & warehouses .....	—
1542	Nonresidential construction, nec .....	—
<b>16</b>	<b>Heavy construction other than building</b> .....	<b>—</b>
1611	Highway & street construction, excluding elevated highways .....	—
1622	Bridge, tunnel, & elevated highway construction .....	—
1623	Water, sewer, pipeline, & communications & power lines .....	—
1629	Heavy construction, nec .....	—
<b>17</b>	<b>Special trade contractors</b> .....	<b>2</b>
1711	Plumbing, heating, & air-conditioning .....	—
1721	Painting & paper hanging .....	—
1731	Electrical work .....	—
1741	Masonry, stone setting, & other stonework .....	—
1742	Plastering, drywall, acoustical, & insulation work .....	—
1743	Terrazzo, tile, marble, & mosaic work .....	—
1751	Carpentry work .....	—
1752	Floor laying & other floor, nec .....	—
1761	Roofing, siding, & sheet metal work .....	—
1771	Concrete work .....	1
1781	Water well drilling .....	—
1791	Structural steel erection .....	—
1793	Glass & glazing work .....	—
1794	Excavation work .....	—
1795	Wrecking & demolition work .....	—
1796	Installation or erection of building equipment, nec .....	—
1799	Special trade contractors, nec .....	1
<b>6552</b>	<b>Subdividers and developers, nec (ex cemeteries)</b> .....	<b>—</b>
	<b>Peñuelas</b>	
	<b>Construction Industries and Subdividers and Developers</b> .....	<b>10</b>
<b>15</b>	<b>General building contractors &amp; operative builders</b> .....	<b>1</b>
1521	Single-family housing construction .....	1
1522	Residential construction, nec .....	—
1531	Operative builders .....	—
1541	Industrial building & warehouses .....	—
1542	Nonresidential construction, nec .....	—
<b>16</b>	<b>Heavy construction other than building</b> .....	<b>1</b>
1611	Highway & street construction, excluding elevated highways .....	—
1622	Bridge, tunnel, & elevated highway construction .....	—
1623	Water, sewer, pipeline, & communications & power lines .....	—
1629	Heavy construction, nec .....	1
<b>17</b>	<b>Special trade contractors</b> .....	<b>8</b>
1711	Plumbing, heating, & air-conditioning .....	3
1721	Painting & paper hanging .....	—
1731	Electrical work .....	1
1741	Masonry, stone setting, & other stonework .....	—
1742	Plastering, drywall, acoustical, & insulation work .....	2
1743	Terrazzo, tile, marble, & mosaic work .....	—
1751	Carpentry work .....	—
1752	Floor laying & other floor, nec .....	—
1761	Roofing, siding, & sheet metal work .....	—
1771	Concrete work .....	1
1781	Water well drilling .....	1
1791	Structural steel erection .....	—
1793	Glass & glazing work .....	—
1794	Excavation work .....	—
1795	Wrecking & demolition work .....	—
1796	Installation or erection of building equipment, nec .....	—
1799	Special trade contractors, nec .....	—
<b>6552</b>	<b>Subdividers and developers, nec (ex cemeteries)</b> .....	<b>—</b>



**Table 1. Establishments by Industry for Municipios: 1997—Con.**

[For meaning of abbreviations and symbols, see introductory text. For explanation of terms, see Appendix A]

SIC code	Municipio and industry	Establishments (number)
	<b>Ponce</b>	
	<b>Construction Industries and Subdividers and Developers</b> .....	<b>96</b>
<b>15</b>	<b>General building contractors &amp; operative builders</b> .....	<b>39</b>
1521	Single-family housing construction .....	12
1522	Residential construction, nec .....	1
1531	Operative builders .....	3
1541	Industrial building & warehouses .....	5
1542	Nonresidential construction, nec .....	18
<b>16</b>	<b>Heavy construction other than building</b> .....	<b>16</b>
1611	Highway & street construction, excluding elevated highways .....	7
1622	Bridge, tunnel, & elevated highway construction .....	3
1623	Water, sewer, pipeline, & communications & power lines .....	2
1629	Heavy construction, nec .....	4
<b>17</b>	<b>Special trade contractors</b> .....	<b>38</b>
1711	Plumbing, heating, & air-conditioning .....	8
1721	Painting & paper hanging .....	1
1731	Electrical work .....	8
1741	Masonry, stone setting, & other stonework .....	—
1742	Plastering, drywall, acoustical, & insulation work .....	—
1743	Terrazzo, tile, marble, & mosaic work .....	2
1751	Carpentry work .....	—
1752	Floor laying & other floor, nec .....	2
1761	Roofing, siding, & sheet metal work .....	6
1771	Concrete work .....	1
1781	Water well drilling .....	1
1791	Structural steel erection .....	3
1793	Glass & glazing work .....	—
1794	Excavation work .....	—
1795	Wrecking & demolition work .....	1
1796	Installation or erection of building equipment, nec .....	—
1799	Special trade contractors, nec .....	5
<b>6552</b>	<b>Subdividers and developers, nec (ex cemeteries)</b> .....	<b>3</b>
	<b>Quebradillas</b>	
	<b>Construction Industries and Subdividers and Developers</b> .....	<b>9</b>
<b>15</b>	<b>General building contractors &amp; operative builders</b> .....	<b>4</b>
1521	Single-family housing construction .....	3
1522	Residential construction, nec .....	—
1531	Operative builders .....	—
1541	Industrial building & warehouses .....	—
1542	Nonresidential construction, nec .....	1
<b>16</b>	<b>Heavy construction other than building</b> .....	<b>2</b>
1611	Highway & street construction, excluding elevated highways .....	—
1622	Bridge, tunnel, & elevated highway construction .....	—
1623	Water, sewer, pipeline, & communications & power lines .....	2
1629	Heavy construction, nec .....	—
<b>17</b>	<b>Special trade contractors</b> .....	<b>3</b>
1711	Plumbing, heating, & air-conditioning .....	—
1721	Painting & paper hanging .....	1
1731	Electrical work .....	1
1741	Masonry, stone setting, & other stonework .....	—
1742	Plastering, drywall, acoustical, & insulation work .....	—
1743	Terrazzo, tile, marble, & mosaic work .....	—
1751	Carpentry work .....	—
1752	Floor laying & other floor, nec .....	—
1761	Roofing, siding, & sheet metal work .....	1
1771	Concrete work .....	—
1781	Water well drilling .....	—
1791	Structural steel erection .....	—
1793	Glass & glazing work .....	—
1794	Excavation work .....	—
1795	Wrecking & demolition work .....	—
1796	Installation or erection of building equipment, nec .....	—
1799	Special trade contractors, nec .....	—
<b>6552</b>	<b>Subdividers and developers, nec (ex cemeteries)</b> .....	<b>—</b>

**Table 1. Establishments by Industry for Municipios: 1997—Con.**

[For meaning of abbreviations and symbols, see introductory text. For explanation of terms, see Appendix A]

SIC code	Municipio and industry	Establishments (number)
	<b>Rincón</b>	
	<b>Construction Industries and Subdividers and Developers</b> .....	<b>7</b>
<b>15</b>	<b>General building contractors &amp; operative builders</b> .....	<b>4</b>
1521	Single-family housing construction .....	2
1522	Residential construction, nec .....	—
1531	Operative builders .....	—
1541	Industrial building & warehouses .....	2
1542	Nonresidential construction, nec .....	—
<b>16</b>	<b>Heavy construction other than building</b> .....	<b>—</b>
1611	Highway & street construction, excluding elevated highways .....	—
1622	Bridge, tunnel, & elevated highway construction .....	—
1623	Water, sewer, pipeline, & communications & power lines .....	—
1629	Heavy construction, nec .....	—
<b>17</b>	<b>Special trade contractors</b> .....	<b>2</b>
1711	Plumbing, heating, & air-conditioning .....	—
1721	Painting & paper hanging .....	—
1731	Electrical work .....	—
1741	Masonry, stone setting, & other stonework .....	—
1742	Plastering, drywall, acoustical, & insulation work .....	1
1743	Terrazzo, tile, marble, & mosaic work .....	—
1751	Carpentry work .....	1
1752	Floor laying & other floor, nec .....	—
1761	Roofing, siding, & sheet metal work .....	—
1771	Concrete work .....	—
1781	Water well drilling .....	—
1791	Structural steel erection .....	—
1793	Glass & glazing work .....	—
1794	Excavation work .....	—
1795	Wrecking & demolition work .....	—
1796	Installation or erection of building equipment, nec .....	—
1799	Special trade contractors, nec .....	—
<b>6552</b>	<b>Subdividers and developers, nec (ex cemeteries)</b> .....	<b>1</b>
	<b>Río Grande</b>	
	<b>Construction Industries and Subdividers and Developers</b> .....	<b>9</b>
<b>15</b>	<b>General building contractors &amp; operative builders</b> .....	<b>2</b>
1521	Single-family housing construction .....	1
1522	Residential construction, nec .....	—
1531	Operative builders .....	—
1541	Industrial building & warehouses .....	—
1542	Nonresidential construction, nec .....	1
<b>16</b>	<b>Heavy construction other than building</b> .....	<b>1</b>
1611	Highway & street construction, excluding elevated highways .....	1
1622	Bridge, tunnel, & elevated highway construction .....	—
1623	Water, sewer, pipeline, & communications & power lines .....	—
1629	Heavy construction, nec .....	—
<b>17</b>	<b>Special trade contractors</b> .....	<b>5</b>
1711	Plumbing, heating, & air-conditioning .....	1
1721	Painting & paper hanging .....	2
1731	Electrical work .....	—
1741	Masonry, stone setting, & other stonework .....	—
1742	Plastering, drywall, acoustical, & insulation work .....	—
1743	Terrazzo, tile, marble, & mosaic work .....	—
1751	Carpentry work .....	—
1752	Floor laying & other floor, nec .....	—
1761	Roofing, siding, & sheet metal work .....	—
1771	Concrete work .....	—
1781	Water well drilling .....	—
1791	Structural steel erection .....	—
1793	Glass & glazing work .....	—
1794	Excavation work .....	—
1795	Wrecking & demolition work .....	1
1796	Installation or erection of building equipment, nec .....	1
1799	Special trade contractors, nec .....	—
<b>6552</b>	<b>Subdividers and developers, nec (ex cemeteries)</b> .....	<b>1</b>

**Table 1. Establishments by Industry for Municipios: 1997—Con.**

[For meaning of abbreviations and symbols, see introductory text. For explanation of terms, see Appendix A]

SIC code	Municipio and industry	Establishments (number)
<b>Sabana Grande</b>		
	<b>Construction Industries and Subdividers and Developers</b> .....	<b>7</b>
<b>15</b>	<b>General building contractors &amp; operative builders</b> .....	<b>5</b>
1521	Single-family housing construction .....	4
1522	Residential construction, nec .....	—
1531	Operative builders .....	1
1541	Industrial building & warehouses .....	—
1542	Nonresidential construction, nec .....	—
<b>16</b>	<b>Heavy construction other than building</b> .....	<b>—</b>
1611	Highway & street construction, excluding elevated highways .....	—
1622	Bridge, tunnel, & elevated highway construction .....	—
1623	Water, sewer, pipeline, & communications & power lines .....	—
1629	Heavy construction, nec .....	—
<b>17</b>	<b>Special trade contractors</b> .....	<b>2</b>
1711	Plumbing, heating, & air-conditioning .....	—
1721	Painting & paper hanging .....	—
1731	Electrical work .....	—
1741	Masonry, stone setting, & other stonework .....	1
1742	Plastering, drywall, acoustical, & insulation work .....	—
1743	Terrazzo, tile, marble, & mosaic work .....	—
1751	Carpentry work .....	—
1752	Floor laying & other floor, nec .....	—
1761	Roofing, siding, & sheet metal work .....	—
1771	Concrete work .....	—
1781	Water well drilling .....	—
1791	Structural steel erection .....	—
1793	Glass & glazing work .....	—
1794	Excavation work .....	—
1795	Wrecking & demolition work .....	—
1796	Installation or erection of building equipment, nec .....	—
1799	Special trade contractors, nec .....	1
<b>6552</b>	<b>Subdividers and developers, nec (ex cemeteries)</b> .....	<b>—</b>
<b>Salinas</b>		
	<b>Construction Industries and Subdividers and Developers</b> .....	<b>3</b>
<b>15</b>	<b>General building contractors &amp; operative builders</b> .....	<b>—</b>
1521	Single-family housing construction .....	—
1522	Residential construction, nec .....	—
1531	Operative builders .....	—
1541	Industrial building & warehouses .....	—
1542	Nonresidential construction, nec .....	—
<b>16</b>	<b>Heavy construction other than building</b> .....	<b>—</b>
1611	Highway & street construction, excluding elevated highways .....	—
1622	Bridge, tunnel, & elevated highway construction .....	—
1623	Water, sewer, pipeline, & communications & power lines .....	—
1629	Heavy construction, nec .....	—
<b>17</b>	<b>Special trade contractors</b> .....	<b>2</b>
1711	Plumbing, heating, & air-conditioning .....	—
1721	Painting & paper hanging .....	—
1731	Electrical work .....	—
1741	Masonry, stone setting, & other stonework .....	1
1742	Plastering, drywall, acoustical, & insulation work .....	—
1743	Terrazzo, tile, marble, & mosaic work .....	—
1751	Carpentry work .....	—
1752	Floor laying & other floor, nec .....	—
1761	Roofing, siding, & sheet metal work .....	—
1771	Concrete work .....	—
1781	Water well drilling .....	—
1791	Structural steel erection .....	—
1793	Glass & glazing work .....	—
1794	Excavation work .....	—
1795	Wrecking & demolition work .....	—
1796	Installation or erection of building equipment, nec .....	1
1799	Special trade contractors, nec .....	—
<b>6552</b>	<b>Subdividers and developers, nec (ex cemeteries)</b> .....	<b>1</b>

**Table 1. Establishments by Industry for Municipios: 1997—Con.**

[For meaning of abbreviations and symbols, see introductory text. For explanation of terms, see Appendix A]

SIC code	Municipio and industry	Establishments (number)
	<b>San Germán</b>	
	<b>Construction Industries and Subdividers and Developers</b> .....	<b>15</b>
<b>15</b>	<b>General building contractors &amp; operative builders</b> .....	<b>6</b>
1521	Single-family housing construction .....	2
1522	Residential construction, nec .....	1
1531	Operative builders .....	—
1541	Industrial building & warehouses .....	—
1542	Nonresidential construction, nec .....	3
<b>16</b>	<b>Heavy construction other than building</b> .....	<b>—</b>
1611	Highway & street construction, excluding elevated highways .....	—
1622	Bridge, tunnel, & elevated highway construction .....	—
1623	Water, sewer, pipeline, & communications & power lines .....	—
1629	Heavy construction, nec .....	—
<b>17</b>	<b>Special trade contractors</b> .....	<b>9</b>
1711	Plumbing, heating, & air-conditioning .....	1
1721	Painting & paper hanging .....	2
1731	Electrical work .....	1
1741	Masonry, stone setting, & other stonework .....	—
1742	Plastering, drywall, acoustical, & insulation work .....	—
1743	Terrazzo, tile, marble, & mosaic work .....	—
1751	Carpentry work .....	1
1752	Floor laying & other floor, nec .....	—
1761	Roofing, siding, & sheet metal work .....	1
1771	Concrete work .....	1
1781	Water well drilling .....	—
1791	Structural steel erection .....	—
1793	Glass & glazing work .....	—
1794	Excavation work .....	1
1795	Wrecking & demolition work .....	—
1796	Installation or erection of building equipment, nec .....	—
1799	Special trade contractors, nec .....	1
<b>6552</b>	<b>Subdividers and developers, nec (ex cemeteries)</b> .....	<b>—</b>
	<b>San Juan</b>	
	<b>Construction Industries and Subdividers and Developers</b> .....	<b>472</b>
<b>15</b>	<b>General building contractors &amp; operative builders</b> .....	<b>182</b>
1521	Single-family housing construction .....	70
1522	Residential construction, nec .....	19
1531	Operative builders .....	18
1541	Industrial building & warehouses .....	25
1542	Nonresidential construction, nec .....	50
<b>16</b>	<b>Heavy construction other than building</b> .....	<b>34</b>
1611	Highway & street construction, excluding elevated highways .....	14
1622	Bridge, tunnel, & elevated highway construction .....	4
1623	Water, sewer, pipeline, & communications & power lines .....	7
1629	Heavy construction, nec .....	9
<b>17</b>	<b>Special trade contractors</b> .....	<b>221</b>
1711	Plumbing, heating, & air-conditioning .....	48
1721	Painting & paper hanging .....	16
1731	Electrical work .....	61
1741	Masonry, stone setting, & other stonework .....	3
1742	Plastering, drywall, acoustical, & insulation work .....	11
1743	Terrazzo, tile, marble, & mosaic work .....	2
1751	Carpentry work .....	2
1752	Floor laying & other floor, nec .....	5
1761	Roofing, siding, & sheet metal work .....	14
1771	Concrete work .....	5
1781	Water well drilling .....	—
1791	Structural steel erection .....	7
1793	Glass & glazing work .....	5
1794	Excavation work .....	3
1795	Wrecking & demolition work .....	2
1796	Installation or erection of building equipment, nec .....	16
1799	Special trade contractors, nec .....	21
<b>6552</b>	<b>Subdividers and developers, nec (ex cemeteries)</b> .....	<b>35</b>

**Table 1. Establishments by Industry for Municipios: 1997—Con.**

[For meaning of abbreviations and symbols, see introductory text. For explanation of terms, see Appendix A]

SIC code	Municipio and industry	Establishments (number)
<b>San Lorenzo</b>		
	<b>Construction Industries and Subdividers and Developers</b> .....	<b>11</b>
<b>15</b>	<b>General building contractors &amp; operative builders</b> .....	<b>5</b>
1521	Single-family housing construction .....	3
1522	Residential construction, nec .....	—
1531	Operative builders .....	—
1541	Industrial building & warehouses .....	—
1542	Nonresidential construction, nec .....	2
<b>16</b>	<b>Heavy construction other than building</b> .....	<b>3</b>
1611	Highway & street construction, excluding elevated highways .....	3
1622	Bridge, tunnel, & elevated highway construction .....	—
1623	Water, sewer, pipeline, & communications & power lines .....	—
1629	Heavy construction, nec .....	—
<b>17</b>	<b>Special trade contractors</b> .....	<b>3</b>
1711	Plumbing, heating, & air-conditioning .....	—
1721	Painting & paper hanging .....	—
1731	Electrical work .....	1
1741	Masonry, stone setting, & other stonework .....	—
1742	Plastering, drywall, acoustical, & insulation work .....	—
1743	Terrazzo, tile, marble, & mosaic work .....	—
1751	Carpentry work .....	—
1752	Floor laying & other floor, nec .....	—
1761	Roofing, siding, & sheet metal work .....	1
1771	Concrete work .....	—
1781	Water well drilling .....	—
1791	Structural steel erection .....	—
1793	Glass & glazing work .....	—
1794	Excavation work .....	—
1795	Wrecking & demolition work .....	1
1796	Installation or erection of building equipment, nec .....	—
1799	Special trade contractors, nec .....	—
<b>6552</b>	<b>Subdividers and developers, nec (ex cemeteries)</b> .....	<b>—</b>
<b>San Sebastián</b>		
	<b>Construction Industries and Subdividers and Developers</b> .....	<b>25</b>
<b>15</b>	<b>General building contractors &amp; operative builders</b> .....	<b>10</b>
1521	Single-family housing construction .....	6
1522	Residential construction, nec .....	1
1531	Operative builders .....	1
1541	Industrial building & warehouses .....	—
1542	Nonresidential construction, nec .....	2
<b>16</b>	<b>Heavy construction other than building</b> .....	<b>1</b>
1611	Highway & street construction, excluding elevated highways .....	—
1622	Bridge, tunnel, & elevated highway construction .....	—
1623	Water, sewer, pipeline, & communications & power lines .....	—
1629	Heavy construction, nec .....	1
<b>17</b>	<b>Special trade contractors</b> .....	<b>12</b>
1711	Plumbing, heating, & air-conditioning .....	2
1721	Painting & paper hanging .....	—
1731	Electrical work .....	6
1741	Masonry, stone setting, & other stonework .....	—
1742	Plastering, drywall, acoustical, & insulation work .....	—
1743	Terrazzo, tile, marble, & mosaic work .....	—
1751	Carpentry work .....	—
1752	Floor laying & other floor, nec .....	1
1761	Roofing, siding, & sheet metal work .....	—
1771	Concrete work .....	1
1781	Water well drilling .....	—
1791	Structural steel erection .....	—
1793	Glass & glazing work .....	—
1794	Excavation work .....	1
1795	Wrecking & demolition work .....	—
1796	Installation or erection of building equipment, nec .....	—
1799	Special trade contractors, nec .....	1
<b>6552</b>	<b>Subdividers and developers, nec (ex cemeteries)</b> .....	<b>2</b>

**Table 1. Establishments by Industry for Municipios: 1997—Con.**

[For meaning of abbreviations and symbols, see introductory text. For explanation of terms, see Appendix A]

SIC code	Municipio and industry	Establishments (number)
<b>Santa Isabel</b>		
	<b>Construction Industries and Subdividers and Developers</b> .....	<b>5</b>
<b>15</b>	<b>General building contractors &amp; operative builders</b> .....	<b>3</b>
1521	Single-family housing construction .....	1
1522	Residential construction, nec .....	—
1531	Operative builders .....	1
1541	Industrial building & warehouses .....	—
1542	Nonresidential construction, nec .....	1
<b>16</b>	<b>Heavy construction other than building</b> .....	<b>1</b>
1611	Highway & street construction, excluding elevated highways .....	—
1622	Bridge, tunnel, & elevated highway construction .....	—
1623	Water, sewer, pipeline, & communications & power lines .....	—
1629	Heavy construction, nec .....	1
<b>17</b>	<b>Special trade contractors</b> .....	<b>1</b>
1711	Plumbing, heating, & air-conditioning .....	—
1721	Painting & paper hanging .....	—
1731	Electrical work .....	—
1741	Masonry, stone setting, & other stonework .....	—
1742	Plastering, drywall, acoustical, & insulation work .....	—
1743	Terrazzo, tile, marble, & mosaic work .....	—
1751	Carpentry work .....	—
1752	Floor laying & other floor, nec .....	—
1761	Roofing, siding, & sheet metal work .....	—
1771	Concrete work .....	—
1781	Water well drilling .....	—
1791	Structural steel erection .....	—
1793	Glass & glazing work .....	—
1794	Excavation work .....	—
1795	Wrecking & demolition work .....	—
1796	Installation or erection of building equipment, nec .....	—
1799	Special trade contractors, nec .....	1
<b>6552</b>	<b>Subdividers and developers, nec (ex cemeteries)</b> .....	<b>—</b>
<b>Toa Alta</b>		
	<b>Construction Industries and Subdividers and Developers</b> .....	<b>12</b>
<b>15</b>	<b>General building contractors &amp; operative builders</b> .....	<b>7</b>
1521	Single-family housing construction .....	3
1522	Residential construction, nec .....	1
1531	Operative builders .....	—
1541	Industrial building & warehouses .....	—
1542	Nonresidential construction, nec .....	3
<b>16</b>	<b>Heavy construction other than building</b> .....	<b>—</b>
1611	Highway & street construction, excluding elevated highways .....	—
1622	Bridge, tunnel, & elevated highway construction .....	—
1623	Water, sewer, pipeline, & communications & power lines .....	—
1629	Heavy construction, nec .....	—
<b>17</b>	<b>Special trade contractors</b> .....	<b>4</b>
1711	Plumbing, heating, & air-conditioning .....	—
1721	Painting & paper hanging .....	—
1731	Electrical work .....	—
1741	Masonry, stone setting, & other stonework .....	—
1742	Plastering, drywall, acoustical, & insulation work .....	—
1743	Terrazzo, tile, marble, & mosaic work .....	—
1751	Carpentry work .....	—
1752	Floor laying & other floor, nec .....	—
1761	Roofing, siding, & sheet metal work .....	1
1771	Concrete work .....	1
1781	Water well drilling .....	—
1791	Structural steel erection .....	—
1793	Glass & glazing work .....	—
1794	Excavation work .....	1
1795	Wrecking & demolition work .....	—
1796	Installation or erection of building equipment, nec .....	—
1799	Special trade contractors, nec .....	1
<b>6552</b>	<b>Subdividers and developers, nec (ex cemeteries)</b> .....	<b>1</b>

**Table 1. Establishments by Industry for Municipios: 1997—Con.**

[For meaning of abbreviations and symbols, see introductory text. For explanation of terms, see Appendix A]

SIC code	Municipio and industry	Establishments (number)
	<b>Toa Baja</b>	
	<b>Construction Industries and Subdividers and Developers</b> .....	<b>40</b>
<b>15</b>	<b>General building contractors &amp; operative builders</b> .....	<b>17</b>
1521	Single-family housing construction .....	8
1522	Residential construction, nec .....	4
1531	Operative builders .....	—
1541	Industrial building & warehouses .....	1
1542	Nonresidential construction, nec .....	4
<b>16</b>	<b>Heavy construction other than building</b> .....	<b>2</b>
1611	Highway & street construction, excluding elevated highways .....	2
1622	Bridge, tunnel, & elevated highway construction .....	—
1623	Water, sewer, pipeline, & communications & power lines .....	—
1629	Heavy construction, nec .....	—
<b>17</b>	<b>Special trade contractors</b> .....	<b>21</b>
1711	Plumbing, heating, & air-conditioning .....	3
1721	Painting & paper hanging .....	3
1731	Electrical work .....	4
1741	Masonry, stone setting, & other stonework .....	1
1742	Plastering, drywall, acoustical, & insulation work .....	—
1743	Terrazzo, tile, marble, & mosaic work .....	—
1751	Carpentry work .....	—
1752	Floor laying & other floor, nec .....	—
1761	Roofing, siding, & sheet metal work .....	3
1771	Concrete work .....	1
1781	Water well drilling .....	—
1791	Structural steel erection .....	3
1793	Glass & glazing work .....	1
1794	Excavation work .....	—
1795	Wrecking & demolition work .....	—
1796	Installation or erection of building equipment, nec .....	—
1799	Special trade contractors, nec .....	2
<b>6552</b>	<b>Subdividers and developers, nec (ex cemeteries)</b> .....	<b>—</b>
	<b>Trujillo Alto</b>	
	<b>Construction Industries and Subdividers and Developers</b> .....	<b>38</b>
<b>15</b>	<b>General building contractors &amp; operative builders</b> .....	<b>11</b>
1521	Single-family housing construction .....	3
1522	Residential construction, nec .....	2
1531	Operative builders .....	—
1541	Industrial building & warehouses .....	1
1542	Nonresidential construction, nec .....	5
<b>16</b>	<b>Heavy construction other than building</b> .....	<b>10</b>
1611	Highway & street construction, excluding elevated highways .....	4
1622	Bridge, tunnel, & elevated highway construction .....	—
1623	Water, sewer, pipeline, & communications & power lines .....	1
1629	Heavy construction, nec .....	5
<b>17</b>	<b>Special trade contractors</b> .....	<b>16</b>
1711	Plumbing, heating, & air-conditioning .....	3
1721	Painting & paper hanging .....	—
1731	Electrical work .....	8
1741	Masonry, stone setting, & other stonework .....	—
1742	Plastering, drywall, acoustical, & insulation work .....	1
1743	Terrazzo, tile, marble, & mosaic work .....	—
1751	Carpentry work .....	—
1752	Floor laying & other floor, nec .....	1
1761	Roofing, siding, & sheet metal work .....	2
1771	Concrete work .....	1
1781	Water well drilling .....	—
1791	Structural steel erection .....	—
1793	Glass & glazing work .....	—
1794	Excavation work .....	—
1795	Wrecking & demolition work .....	—
1796	Installation or erection of building equipment, nec .....	—
1799	Special trade contractors, nec .....	—
<b>6552</b>	<b>Subdividers and developers, nec (ex cemeteries)</b> .....	<b>1</b>

**Table 1. Establishments by Industry for Municipios: 1997—Con.**

[For meaning of abbreviations and symbols, see introductory text. For explanation of terms, see Appendix A]

SIC code	Municipio and industry	Establishments (number)
<b>Utua</b>		
	<b>Construction Industries and Subdividers and Developers</b> .....	<b>3</b>
<b>15</b>	<b>General building contractors &amp; operative builders</b> .....	<b>2</b>
1521	Single-family housing construction .....	2
1522	Residential construction, nec .....	—
1531	Operative builders .....	—
1541	Industrial building & warehouses .....	—
1542	Nonresidential construction, nec .....	—
<b>16</b>	<b>Heavy construction other than building</b> .....	<b>1</b>
1611	Highway & street construction, excluding elevated highways .....	1
1622	Bridge, tunnel, & elevated highway construction .....	—
1623	Water, sewer, pipeline, & communications & power lines .....	—
1629	Heavy construction, nec .....	—
<b>17</b>	<b>Special trade contractors</b> .....	<b>—</b>
1711	Plumbing, heating, & air-conditioning .....	—
1721	Painting & paper hanging .....	—
1731	Electrical work .....	—
1741	Masonry, stone setting, & other stonework .....	—
1742	Plastering, drywall, acoustical, & insulation work .....	—
1743	Terrazzo, tile, marble, & mosaic work .....	—
1751	Carpentry work .....	—
1752	Floor laying & other floor, nec .....	—
1761	Roofing, siding, & sheet metal work .....	—
1771	Concrete work .....	—
1781	Water well drilling .....	—
1791	Structural steel erection .....	—
1793	Glass & glazing work .....	—
1794	Excavation work .....	—
1795	Wrecking & demolition work .....	—
1796	Installation or erection of building equipment, nec .....	—
1799	Special trade contractors, nec .....	—
<b>6552</b>	<b>Subdividers and developers, nec (ex cemeteries)</b> .....	<b>—</b>
<b>Vega Alta</b>		
	<b>Construction Industries and Subdividers and Developers</b> .....	<b>9</b>
<b>15</b>	<b>General building contractors &amp; operative builders</b> .....	<b>4</b>
1521	Single-family housing construction .....	2
1522	Residential construction, nec .....	—
1531	Operative builders .....	—
1541	Industrial building & warehouses .....	1
1542	Nonresidential construction, nec .....	1
<b>16</b>	<b>Heavy construction other than building</b> .....	<b>—</b>
1611	Highway & street construction, excluding elevated highways .....	—
1622	Bridge, tunnel, & elevated highway construction .....	—
1623	Water, sewer, pipeline, & communications & power lines .....	—
1629	Heavy construction, nec .....	—
<b>17</b>	<b>Special trade contractors</b> .....	<b>3</b>
1711	Plumbing, heating, & air-conditioning .....	—
1721	Painting & paper hanging .....	—
1731	Electrical work .....	—
1741	Masonry, stone setting, & other stonework .....	1
1742	Plastering, drywall, acoustical, & insulation work .....	—
1743	Terrazzo, tile, marble, & mosaic work .....	—
1751	Carpentry work .....	—
1752	Floor laying & other floor, nec .....	—
1761	Roofing, siding, & sheet metal work .....	—
1771	Concrete work .....	—
1781	Water well drilling .....	—
1791	Structural steel erection .....	—
1793	Glass & glazing work .....	—
1794	Excavation work .....	—
1795	Wrecking & demolition work .....	1
1796	Installation or erection of building equipment, nec .....	—
1799	Special trade contractors, nec .....	1
<b>6552</b>	<b>Subdividers and developers, nec (ex cemeteries)</b> .....	<b>2</b>



**Table 1. Establishments by Industry for Municipios: 1997—Con.**

[For meaning of abbreviations and symbols, see introductory text. For explanation of terms, see Appendix A]

SIC code	Municipio and industry	Establishments (number)
	<b>Vega Baja</b>	
	<b>Construction Industries and Subdividers and Developers</b> .....	<b>26</b>
<b>15</b>	<b>General building contractors &amp; operative builders</b> .....	<b>11</b>
1521	Single-family housing construction .....	4
1522	Residential construction, nec .....	—
1531	Operative builders .....	1
1541	Industrial building & warehouses .....	3
1542	Nonresidential construction, nec .....	3
<b>16</b>	<b>Heavy construction other than building</b> .....	<b>5</b>
1611	Highway & street construction, excluding elevated highways .....	2
1622	Bridge, tunnel, & elevated highway construction .....	—
1623	Water, sewer, pipeline, & communications & power lines .....	3
1629	Heavy construction, nec .....	—
<b>17</b>	<b>Special trade contractors</b> .....	<b>10</b>
1711	Plumbing, heating, & air-conditioning .....	1
1721	Painting & paper hanging .....	1
1731	Electrical work .....	2
1741	Masonry, stone setting, & other stonework .....	1
1742	Plastering, drywall, acoustical, & insulation work .....	—
1743	Terrazzo, tile, marble, & mosaic work .....	—
1751	Carpentry work .....	2
1752	Floor laying & other floor, nec .....	1
1761	Roofing, siding, & sheet metal work .....	—
1771	Concrete work .....	2
1781	Water well drilling .....	—
1791	Structural steel erection .....	—
1793	Glass & glazing work .....	—
1794	Excavation work .....	—
1795	Wrecking & demolition work .....	—
1796	Installation or erection of building equipment, nec .....	—
1799	Special trade contractors, nec .....	—
<b>6552</b>	<b>Subdividers and developers, nec (ex cemeteries)</b> .....	<b>—</b>
	<b>Vieques</b>	
	<b>Construction Industries and Subdividers and Developers</b> .....	<b>3</b>
<b>15</b>	<b>General building contractors &amp; operative builders</b> .....	<b>1</b>
1521	Single-family housing construction .....	1
1522	Residential construction, nec .....	—
1531	Operative builders .....	—
1541	Industrial building & warehouses .....	—
1542	Nonresidential construction, nec .....	—
<b>16</b>	<b>Heavy construction other than building</b> .....	<b>1</b>
1611	Highway & street construction, excluding elevated highways .....	—
1622	Bridge, tunnel, & elevated highway construction .....	—
1623	Water, sewer, pipeline, & communications & power lines .....	—
1629	Heavy construction, nec .....	1
<b>17</b>	<b>Special trade contractors</b> .....	<b>1</b>
1711	Plumbing, heating, & air-conditioning .....	—
1721	Painting & paper hanging .....	—
1731	Electrical work .....	—
1741	Masonry, stone setting, & other stonework .....	—
1742	Plastering, drywall, acoustical, & insulation work .....	—
1743	Terrazzo, tile, marble, & mosaic work .....	—
1751	Carpentry work .....	—
1752	Floor laying & other floor, nec .....	—
1761	Roofing, siding, & sheet metal work .....	—
1771	Concrete work .....	—
1781	Water well drilling .....	—
1791	Structural steel erection .....	1
1793	Glass & glazing work .....	—
1794	Excavation work .....	—
1795	Wrecking & demolition work .....	—
1796	Installation or erection of building equipment, nec .....	—
1799	Special trade contractors, nec .....	—
<b>6552</b>	<b>Subdividers and developers, nec (ex cemeteries)</b> .....	<b>—</b>

**Table 1. Establishments by Industry for Municipios: 1997—Con.**

[For meaning of abbreviations and symbols, see introductory text. For explanation of terms, see Appendix A]

SIC code	Municipio and industry	Establishments (number)
<b>Villalba</b>		
	<b>Construction Industries and Subdividers and Developers</b> .....	<b>12</b>
<b>15</b>	<b>General building contractors &amp; operative builders</b> .....	<b>6</b>
1521	Single-family housing construction .....	4
1522	Residential construction, nec .....	—
1531	Operative builders .....	1
1541	Industrial building & warehouses .....	1
1542	Nonresidential construction, nec .....	—
<b>16</b>	<b>Heavy construction other than building</b> .....	<b>1</b>
1611	Highway & street construction, excluding elevated highways .....	—
1622	Bridge, tunnel, & elevated highway construction .....	—
1623	Water, sewer, pipeline, & communications & power lines .....	—
1629	Heavy construction, nec .....	1
<b>17</b>	<b>Special trade contractors</b> .....	<b>5</b>
1711	Plumbing, heating, & air-conditioning .....	2
1721	Painting & paper hanging .....	—
1731	Electrical work .....	—
1741	Masonry, stone setting, & other stonework .....	—
1742	Plastering, drywall, acoustical, & insulation work .....	—
1743	Terrazzo, tile, marble, & mosaic work .....	—
1751	Carpentry work .....	1
1752	Floor laying & other floor, nec .....	—
1761	Roofing, siding, & sheet metal work .....	—
1771	Concrete work .....	—
1781	Water well drilling .....	—
1791	Structural steel erection .....	2
1793	Glass & glazing work .....	—
1794	Excavation work .....	—
1795	Wrecking & demolition work .....	—
1796	Installation or erection of building equipment, nec .....	—
1799	Special trade contractors, nec .....	—
<b>6552</b>	<b>Subdividers and developers, nec (ex cemeteries)</b> .....	<b>—</b>
<b>Yabucoa</b>		
	<b>Construction Industries and Subdividers and Developers</b> .....	<b>8</b>
<b>15</b>	<b>General building contractors &amp; operative builders</b> .....	<b>6</b>
1521	Single-family housing construction .....	3
1522	Residential construction, nec .....	1
1531	Operative builders .....	1
1541	Industrial building & warehouses .....	—
1542	Nonresidential construction, nec .....	1
<b>16</b>	<b>Heavy construction other than building</b> .....	<b>1</b>
1611	Highway & street construction, excluding elevated highways .....	—
1622	Bridge, tunnel, & elevated highway construction .....	—
1623	Water, sewer, pipeline, & communications & power lines .....	1
1629	Heavy construction, nec .....	—
<b>17</b>	<b>Special trade contractors</b> .....	<b>1</b>
1711	Plumbing, heating, & air-conditioning .....	1
1721	Painting & paper hanging .....	—
1731	Electrical work .....	—
1741	Masonry, stone setting, & other stonework .....	—
1742	Plastering, drywall, acoustical, & insulation work .....	—
1743	Terrazzo, tile, marble, & mosaic work .....	—
1751	Carpentry work .....	—
1752	Floor laying & other floor, nec .....	—
1761	Roofing, siding, & sheet metal work .....	—
1771	Concrete work .....	—
1781	Water well drilling .....	—
1791	Structural steel erection .....	—
1793	Glass & glazing work .....	—
1794	Excavation work .....	—
1795	Wrecking & demolition work .....	—
1796	Installation or erection of building equipment, nec .....	—
1799	Special trade contractors, nec .....	—
<b>6552</b>	<b>Subdividers and developers, nec (ex cemeteries)</b> .....	<b>—</b>

**Table 1. Establishments by Industry for Municipios: 1997—Con.**

[For meaning of abbreviations and symbols, see introductory text. For explanation of terms, see Appendix A]

SIC code	Municipio and industry	Establishments (number)
	<b>Yauco</b>	
	<b>Construction Industries and Subdividers and Developers</b> .....	<b>14</b>
<b>15</b>	<b>General building contractors &amp; operative builders</b> .....	<b>5</b>
1521	Single-family housing construction .....	3
1522	Residential construction, nec .....	—
1531	Operative builders .....	—
1541	Industrial building & warehouses .....	2
1542	Nonresidential construction, nec .....	—
<b>16</b>	<b>Heavy construction other than building</b> .....	<b>—</b>
1611	Highway & street construction, excluding elevated highways .....	—
1622	Bridge, tunnel, & elevated highway construction .....	—
1623	Water, sewer, pipeline, & communications & power lines .....	—
1629	Heavy construction, nec .....	—
<b>17</b>	<b>Special trade contractors</b> .....	<b>8</b>
1711	Plumbing, heating, & air-conditioning .....	1
1721	Painting & paper hanging .....	2
1731	Electrical work .....	1
1741	Masonry, stone setting, & other stonework .....	—
1742	Plastering, drywall, acoustical, & insulation work .....	1
1743	Terrazzo, tile, marble, & mosaic work .....	—
1751	Carpentry work .....	—
1752	Floor laying & other floor, nec .....	—
1761	Roofing, siding, & sheet metal work .....	—
1771	Concrete work .....	—
1781	Water well drilling .....	—
1791	Structural steel erection .....	1
1793	Glass & glazing work .....	—
1794	Excavation work .....	—
1795	Wrecking & demolition work .....	—
1796	Installation or erection of building equipment, nec .....	—
1799	Special trade contractors, nec .....	2
<b>6552</b>	<b>Subdividers and developers, nec (ex cemeteries)</b> .....	<b>1</b>

**Table 2. General Statistics for Establishments by Major Industry Group: 1997, 1992, 1987, 1982, and 1977**

[Detail may not add to total because of rounding. For meaning of abbreviations and symbols, see introductory text. For explanation of terms, see Appendix A]

SIC code	Major industry group	Establishments (number)	Paid employees+		Payroll		Value of construction work <sup>1</sup> (\$1,000)	Net value of construction work# (\$1,000)	Value added++ (\$1,000)	Payments for materials, components, supplies, electricity, and fuels (\$1,000)	Payments for construction work subcontracted to others (\$1,000)	Rental payments for machinery, equipment, and structures (\$1,000)	Capital expenditures other than land (\$1,000)	End-of-year book value of depreciable assets (\$1,000)
			All (number)	Construction workers (number)	All employees (\$1,000)	Construction workers (\$1,000)								
<b>1997</b>														
	<b>Construction Industries and Subdividers and Developers .....</b>	<b>1 957</b>	<b>57 123</b>	<b>51 198</b>	<b>697 211</b>	<b>579 619</b>	<b>3 965 294</b>	<b>3 230 541</b>	<b>2 106 326</b>	<b>1 175 755</b>	<b>734 753</b>	<b>90 261</b>	<b>204 242</b>	<b>781 470</b>
15	General building contractors & operative builders .....	798	27 460	24 642	324 137	268 629	1 998 754	1 583 646	1 055 104	549 646	415 108	51 287	48 451	313 876
16	Heavy construction other than building .....	195	11 208	10 083	155 997	130 675	916 477	732 697	D	260 237	183 780	30 123	28 543	198 366
17	Special trade contractors .....	880	17 638	15 733	207 601	172 160	936 117	831 753	495 638	348 971	104 364	7 897	124 540	251 098
6552	Subdividers and developers, nec (ex cemeteries) .....	84	817	740	9 476	8 155	113 946	82 445	D	16 901	31 501	954	2 708	18 130
<b>1992</b>														
	<b>Construction Industries and Subdividers and Developers .....</b>	<b>1 529</b>	<b>47 666</b>	<b>44 007</b>	<b>506 593</b>	<b>445 841</b>	<b>2 550 963</b>	<b>1 970 735</b>	<b>1 291 890</b>	<b>714 882</b>	<b>580 228</b>	<b>91 015</b>	<b>59 202</b>	<b>328 996</b>
15	General building contractors & operative builders .....	574	22 676	20 973	234 410	213 355	1 226 779	834 210	544 692	304 238	392 569	32 410	19 303	114 114
16	Heavy construction other than building .....	196	8 462	7 862	96 368	84 653	554 056	433 236	282 373	159 932	120 820	16 555	23 081	112 217
17	Special trade contractors .....	732	16 134	14 778	171 899	143 917	746 643	679 804	445 201	246 749	66 839	42 050	16 815	95 129
6552	Subdividers and developers, nec (ex cemeteries) .....	27	394	394	3 916	3 916	23 485	23 485	19 624	3 963	-	-	3	7 536
<b>1987</b>														
	<b>Construction Industries and Subdividers and Developers .....</b>	<b>1 293</b>	<b>37 959</b>	<b>33 139</b>	<b>303 550</b>	<b>252 907</b>	<b>1 702 054</b>	<b>1 490 676</b>	<b>931 726</b>	<b>578 566</b>	<b>211 378</b>	<b>28 948</b>	<b>13 694</b>	<b>241 521</b>
15	General building contractors & operative builders .....	552	20 913	18 282	157 777	128 305	949 399	784 372	486 298	308 293	165 027	12 958	4 022	75 739
16	Heavy construction other than building .....	140	5 978	5 256	52 749	44 073	323 968	294 769	206 320	92 240	29 199	10 283	6 082	102 524
17	Special trade contractors .....	544	10 557	9 173	88 219	76 304	408 041	391 076	224 622	171 893	16 965	5 392	3 463	54 246
6552	Subdividers and developers, nec (ex cemeteries) .....	57	511	428	4 805	4 225	20 646	20 459	14 486	6 140	187	315	127	9 012
<b>1982</b>														
	<b>Construction Industries and Subdividers and Developers .....</b>	<b>1 394</b>	<b>29 228</b>	<b>25 939</b>	<b>224 269</b>	<b>186 201</b>	<b>1 154 510</b>	<b>921 989</b>	<b>468 395</b>	<b>465 950</b>	<b>232 521</b>	<b>26 483</b>	<b>24 939</b>	<b>186 146</b>
15	General building contractors & operative builders .....	494	14 620	13 173	106 683	90 564	578 447	406 195	184 771	227 913	172 252	10 672	3 412	50 434
16	Heavy construction other than building .....	173	4 970	4 317	44 117	35 210	236 508	D	D	74 438	D	9 245	12 540	76 397
17	Special trade contractors .....	706	9 534	8 363	72 462	59 754	329 859	311 040	154 373	161 003	18 819	6 250	8 616	56 964
6552	Subdividers and developers, nec (ex cemeteries) .....	21	104	86	1 007	673	9 696	D	D	2 596	D	316	371	2 351
<b>1977</b>														
	<b>Construction Industries and Subdividers and Developers .....</b>	<b>1 692</b>	<b>36 154</b>	<b>32 895</b>	<b>216 260</b>	<b>180 569</b>	<b>894 810</b>	<b>707 435</b>	<b>400 768</b>	<b>324 782</b>	<b>187 375</b>	<b>20 880</b>	<b>14 699</b>	<b>160 992</b>
15	General building contractors & operative builders .....	777	20 281	18 660	102 495	102 898	531 663	375 330	194 920	191 711	156 333	9 334	5 394	68 453
16	Heavy construction other than building .....	156	5 164	4 663	37 319	31 006	148 580	131 621	87 978	45 590	16 959	7 799	4 943	46 445
17	Special trade contractors .....	705	9 515	8 526	54 522	43 811	197 814	188 719	110 142	82 799	9 095	3 193	3 635	39 677
6552	Subdividers and developers, nec (ex cemeteries) .....	54	1 194	1 046	3 924	2 854	16 753	11 765	7 728	6 651	4 988	554	727	6 417

<sup>1</sup>In earlier censuses, construction receipts only were collected. Starting in 1992, the value of construction work was collected to better measure actual construction activity where no receipts were collected.



**Table 4. Selected Statistics for Establishments by Legal Form of Organization: 1997, 1992, 1987, 1982, and 1977**

[Detail may not add to total because of rounding. For meaning of abbreviations and symbols, see introductory text. For explanation of terms, see Appendix A]

Legal form of organization	Establishments (number)	All employees+ (number)	Annual payroll, all employees (\$1,000)	Dollar value of business done <sup>1</sup> (\$1,000)	Value of construction work <sup>1</sup> (\$1,000)	Net value of construction work# (\$1,000)	Value added++ (\$1,000)	Payments for materials, components, supplies, electricity, and fuels (\$1,000)	Payments for construction work subcontracted to others (\$1,000)	Rental payments for machinery, equipment, and structures (\$1,000)	Capital expenditures, other than land (\$1,000)	End-of-year gross book value of depreciable assets (\$1,000)
<b>1997</b>												
<b>Total .....</b>	<b>1 957</b>	<b>57 123</b>	<b>697 211</b>	<b>4 017 517</b>	<b>3 965 294</b>	<b>3 230 541</b>	<b>2 106 326</b>	<b>1 175 755</b>	<b>734 753</b>	<b>90 261</b>	<b>204 242</b>	<b>781 470</b>
Establishments reporting legal form of organization—												
Individual proprietor ...	695	4 808	41 970	227 760	226 828	198 554	125 368	74 105	28 274	2 720	8 393	48 680
Partnership .....	177	9 141	107 559	738 481	731 876	557 653	376 624	187 201	174 223	6 549	14 011	120 713
Corporation .....	1 040	39 596	501 330	2 790 423	2 746 630	2 267 767	1 476 297	835 029	478 863	50 569	169 878	559 660
Private .....	715	31 522	398 102	D	2 103 986	1 741 345	D	650 296	362 641	45 255	153 000	440 634
Public .....	10	155	1 974	D	23 941	21 775	D	5 528	2 166	68	1 620	9 898
Not reported .....	315	7 919	101 254	D	618 703	504 647	D	179 205	114 056	5 246	15 258	109 128
Other .....	45	3 578	46 352	260 853	259 960	206 567	128 037	79 420	53 393	30 423	11 960	52 417
<b>1992</b>												
<b>Total .....</b>	<b>1 529</b>	<b>47 666</b>	<b>506 593</b>	<b>2 587 050</b>	<b>2 550 963</b>	<b>1 970 735</b>	<b>1 291 890</b>	<b>714 882</b>	<b>580 228</b>	<b>91 015</b>	<b>59 202</b>	<b>328 996</b>
Establishments reporting legal form of organization—												
Individual proprietor ...	561	4 132	30 568	162 981	161 331	148 055	105 126	44 579	13 276	2 775	3 361	29 816
Partnership .....	127	8 175	73 937	418 431	416 528	299 750	201 946	99 707	116 778	22 984	9 416	37 055
Corporation .....	811	33 180	379 321	1 881 605	1 849 197	1 424 343	921 920	534 781	424 854	61 326	43 925	251 711
Private .....	N	N	N	N	N	N	N	N	N	N	N	N
Public .....	N	N	N	N	N	N	N	N	N	N	N	N
Not reported .....	N	N	N	N	N	N	N	N	N	N	N	N
Other .....	30	2 179	22 767	124 033	123 907	98 587	62 898	35 815	25 320	3 930	2 500	10 414
<b>1987</b>												
<b>Total .....</b>	<b>1 293</b>	<b>37 959</b>	<b>303 550</b>	<b>1 743 396</b>	<b>1 702 054</b>	<b>1 490 676</b>	<b>931 726</b>	<b>578 566</b>	<b>211 378</b>	<b>28 948</b>	<b>13 694</b>	<b>241 521</b>
Establishments reporting legal form of organization—												
Individual proprietor ...	550	6 293	40 394	233 970	225 075	218 430	140 505	81 692	6 645	3 982	1 093	35 767
Partnership .....	19	807	3 309	14 460	13 740	13 026	9 296	3 730	714	316	1 206	2 595
Corporation .....	724	30 859	259 847	1 494 966	1 463 239	1 259 220	781 925	493 144	204 019	24 650	11 395	203 159
Private .....	N	N	N	N	N	N	N	N	N	N	N	N
Public .....	N	N	N	N	N	N	N	N	N	N	N	N
Not reported .....	N	N	N	N	N	N	N	N	N	N	N	N
Other .....	-	-	-	-	-	-	-	-	-	-	-	-
<b>1982</b>												
<b>Total .....</b>	<b>1 394</b>	<b>29 228</b>	<b>224 269</b>	<b>1 189 938</b>	<b>1 154 510</b>	<b>921 989</b>	<b>468 395</b>	<b>465 950</b>	<b>232 521</b>	<b>26 483</b>	<b>24 939</b>	<b>186 146</b>
Establishments reporting legal form of organization—												
Individual proprietor ...	474	2 249	10 804	55 480	55 081	51 994	28 281	24 077	3 087	1 229	1 652	10 622
Partnership .....	20	292	1 879	10 588	10 507	8 691	4 830	3 889	1 816	104	75	622
Corporation .....	898	26 687	211 586	1 123 870	1 088 922	861 304	435 284	437 984	227 618	25 150	23 212	174 902
Private .....	N	N	N	N	N	N	N	N	N	N	N	N
Public .....	N	N	N	N	N	N	N	N	N	N	N	N
Not reported .....	N	N	N	N	N	N	N	N	N	N	N	N
Other .....	2	D	D	D	D	D	D	D	D	D	D	D
<b>1977</b>												
<b>Total .....</b>	<b>1 692</b>	<b>36 154</b>	<b>216 260</b>	<b>930 972</b>	<b>894 810</b>	<b>707 435</b>	<b>400 768</b>	<b>324 782</b>	<b>187 375</b>	<b>20 880</b>	<b>14 699</b>	<b>160 992</b>
Establishments reporting legal form of organization—												
Individual proprietor ...	695	3 472	13 119	55 024	53 737	45 215	24 553	21 898	8 522	534	1 060	12 397
Partnership .....	39	458	2 315	13 433	12 858	10 841	7 320	3 551	2 017	432	215	1 938
Corporation .....	928	31 422	195 587	851 980	815 099	639 081	361 539	294 164	176 018	19 877	13 185	143 741
Private .....	N	N	N	N	N	N	N	N	N	N	N	N
Public .....	N	N	N	N	N	N	N	N	N	N	N	N
Not reported .....	N	N	N	N	N	N	N	N	N	N	N	N
Other .....	30	802	5 239	13 343	13 116	12 298	7 356	5 169	818	37	239	2 916

<sup>1</sup>In earlier censuses, construction receipts only were collected. Starting in 1992, the value of construction work was collected to better measure actual construction activity where no receipts were collected.

Notes: Data presented for "Corporation" for the year 1982 (excluding data for the number of establishments), include data from adjoining columns that have been withheld to avoid disclosing data for individual companies.

The "Other" category includes establishments whose legal form of organization was other than corporations, partnerships, or individual proprietors. Included in the "Other" category are joint ventures, cooperative associations, estates, etc. Establishments not indicating their legal form of organization were assigned to one of the four classifications of individual proprietors, partnerships, corporations, or "other" based on their company name.

Corporations, private and public, were first collected in 1997.

**Table 5. General Statistics for Establishments by Metropolitan Areas: 1997**

[Detail may not add to total because of rounding. For meaning of abbreviations and symbols, see introductory text. For explanation of terms, see Appendix A]

Geographic area	Estab-lish-ments (number)	Paid employees+		Payroll		Value of construction work <sup>1</sup> (\$1,000)	Net value of construction work# (\$1,000)	Value added++ (\$1,000)	Payments for materials, components, supplies, electricity, and fuels (\$1,000)	Payments for construction work subcontracted to others (\$1,000)	Rental payments for machinery, equipment, and structures (\$1,000)	Capital expenditures other than land (\$1,000)	End-of-year gross book value of depreciable assets (\$1,000)
		All (number)	Construction workers (number)	All employees (\$1,000)	Construction workers (\$1,000)								
<b>1997</b>													
<b>Puerto Rico .....</b>	<b>1 957</b>	<b>57 123</b>	<b>51 198</b>	<b>697 211</b>	<b>579 619</b>	<b>3 965 294</b>	<b>3 230 541</b>	<b>2 106 326</b>	<b>1 175 755</b>	<b>734 753</b>	<b>90 261</b>	<b>204 242</b>	<b>781 470</b>
Aguadilla MSA .....	84	1 144	1 049	12 702	8 268	57 888	48 144	32 329	15 882	9 744	673	2 012	10 539
Mayagüez MSA .....	128	4 097	3 764	42 298	35 964	203 609	165 761	105 639	60 562	37 848	2 262	7 819	34 818
Ponce MSA .....	151	4 838	4 462	60 383	50 625	285 990	255 597	166 619	90 913	30 393	4 021	5 808	42 036
San Juan-Caguas CMSA .....	1 375	43 736	38 923	550 124	457 248	3 252 026	2 622 656	1 720 615	948 739	629 370	81 195	180 631	649 130
Arecibo PMSA .....	58	839	762	8 782	7 132	54 872	50 509	36 059	14 450	4 363	245	793	5 802
Caguas PMSA .....	128	2 018	1 721	20 787	17 641	115 370	97 154	54 437	42 737	18 216	2 450	5 553	22 100
San Juan-Bayamón PMSA ..	1 189	40 879	36 440	520 555	432 475	3 081 784	2 474 993	1 630 119	891 552	606 791	78 500	174 285	621 228

Note: The data for 1977, 1982, 1987, and 1992 were not re-tabulated for the 1997 MSAs because of disclosure considerations caused by the new definition.

**Table 6. Class and Ownership of Construction Projects for Establishments: 1997, 1992, 1987, 1982, and 1977**

[Thousand dollars. Detail may not add to total because of rounding. For meaning of abbreviations and symbols, see introductory text. For explanation of terms, see Appendix A]

Year	Value of construction work <sup>1</sup>	Class of construction		Ownership of construction projects	
		New construction	Maintenance and repair	Government owned construction	Privately owned construction
1997 .....	3 965 294	3 041 046	924 421	1 607 463	2 357 919
1992 .....	2 550 963	1 995 065	550 667	1 182 345	1 368 618
1987 .....	1 702 054	1 430 466	270 796	687 412	1 013 698
1982 .....	1 154 510	963 716	190 908	502 936	651 688
1977 .....	894 810	789 284	105 536	262 489	632 324

<sup>1</sup>In earlier censuses, construction receipts only were collected. Starting in 1992, the value of construction work was collected to better measure actual construction activity where no receipts were collected.

**Table 7. Type of Construction Statistics for Establishments: 1997, 1992, 1987, 1982, and 1977**

[Detail may not add to total because of rounding. For meaning of abbreviations and symbols, see introductory text. For explanation of terms, see Appendix A]

Type of construction	Value of construction work <sup>1</sup>		
	Total (\$1,000)	New construction (\$1,000)	Maintenance and repair (\$1,000)
<b>1997</b>			
<b>Total</b> .....	<b>3 965 294</b>	<b>3 041 046</b>	<b>924 421</b>
<b>Building construction, total</b> .....	<b>2 716 648</b>	<b>2 056 715</b>	<b>660 063</b>
Single-family houses, detached and attached .....	840 849	641 519	199 372
Apartment buildings and other residential buildings .....	380 980	259 652	121 360
Industrial buildings and warehouses .....	493 572	372 603	120 985
Commercial buildings .....	609 770	485 731	124 067
Other nonresidential buildings .....	391 477	297 210	94 279
<b>Nonbuilding construction, total</b> .....	<b>1 248 825</b>	<b>984 372</b>	<b>264 464</b>
Highways, streets, and related work .....	481 606	391 011	90 585
Bridges, tunnels, and elevated highways .....	111 357	97 096	14 270
Water, sewer, pipeline, communication transmission lines, and power lines .....	282 720	216 489	66 242
Other nonbuilding construction, nec .....	373 142	279 776	93 367
<b>Construction work not specified by kind</b> .....	<b>-</b>	<b>N</b>	<b>N</b>
<b>1992</b>			
<b>Total</b> .....	<b>2 550 963</b>	<b>1 995 065</b>	<b>550 667</b>
<b>Building construction, total</b> .....	<b>1 745 333</b>	<b>1 351 035</b>	<b>394 298</b>
Single-family houses, detached and attached .....	445 840	374 857	70 983
Apartment buildings and other residential buildings .....	229 696	155 420	74 276
Industrial buildings and warehouses .....	624 774	485 616	139 158
Commercial buildings .....	N	N	N
Other nonresidential buildings .....	445 023	335 142	109 881
<b>Nonbuilding construction, total</b> .....	<b>800 399</b>	<b>644 030</b>	<b>156 369</b>
Highways, streets, and related work .....	292 903	236 778	56 125
Bridges, tunnels, and elevated highways .....	51 673	50 091	1 582
Water, sewer, pipeline, communication transmission lines, and power lines .....	208 646	166 286	42 360
Other nonbuilding construction, nec .....	247 177	190 875	56 302
<b>Construction work not specified by kind</b> .....	<b>5 231</b>	<b>N</b>	<b>N</b>
<b>1987</b>			
<b>Total</b> .....	<b>1 702 054</b>	<b>1 430 466</b>	<b>270 796</b>
<b>Building construction, total</b> .....	<b>1 322 511</b>	<b>1 142 555</b>	<b>179 292</b>
Single-family houses, detached and attached .....	507 487	461 934	45 132
Apartment buildings and other residential buildings .....	215 596	178 056	37 488
Industrial buildings and warehouses .....	225 021	179 338	45 632
Commercial buildings .....	N	N	N
Other nonresidential buildings .....	374 407	323 227	51 040
<b>Nonbuilding construction, total</b> .....	<b>374 772</b>	<b>284 319</b>	<b>90 344</b>
Highways, streets, and related work .....	185 964	125 924	59 996
Bridges, tunnels, and elevated highways .....	13 755	D	D
Water, sewer, pipeline, communication transmission lines, and power lines .....	94 745	D	D
Other nonbuilding construction, nec .....	80 308	D	D
<b>Construction work not specified by kind</b> .....	<b>4 482</b>	<b>3 381</b>	<b>1 075</b>
<b>1982</b>			
<b>Total</b> .....	<b>1 154 510</b>	<b>963 716</b>	<b>190 908</b>
<b>Building construction, total</b> .....	<b>697 492</b>	<b>612 256</b>	<b>85 275</b>
Single-family houses, detached and attached .....	323 394	298 656	24 752
Apartment buildings and other residential buildings .....	115 929	102 360	13 572
Industrial buildings and warehouses .....	120 667	98 344	22 337
Commercial buildings .....	N	N	N
Other nonresidential buildings .....	137 502	112 896	24 614
<b>Nonbuilding construction, total</b> .....	<b>185 296</b>	<b>141 856</b>	<b>43 448</b>
Highways, streets, and related work .....	57 583	40 215	17 373
Bridges, tunnels, and elevated highways .....	12 631	D	D
Water, sewer, pipeline, communication transmission lines, and power lines .....	57 030	D	D
Other nonbuilding construction, nec .....	58 052	D	D
<b>Construction work not specified by kind</b> .....	<b>271 792</b>	<b>209 636</b>	<b>62 212</b>

See footnotes at end of table.



Table 7. **Type of Construction Statistics for Establishments: 1997, 1992, 1987, 1982, and 1977—Con.**

[Detail may not add to total because of rounding. For meaning of abbreviations and symbols, see introductory text. For explanation of terms, see Appendix A]

Type of construction	Value of construction work <sup>1</sup>		
	Total (\$1,000)	New construction (\$1,000)	Maintenance and repair (\$1,000)
<b>1977</b>			
<b>Total</b> .....	<b>894 810</b>	<b>789 284</b>	<b>105 536</b>
<b>Building construction, total</b> .....	<b>608 522</b>	<b>N</b>	<b>N</b>
Single-family houses, detached and attached .....	273 380	N	N
Apartment buildings and other residential buildings .....	N	N	N
Industrial buildings and warehouses .....	137 888	N	N
Commercial buildings .....	N	N	N
Other nonresidential buildings .....	N	N	N
<b>Nonbuilding construction, total</b> .....	<b>228 156</b>	<b>N</b>	<b>N</b>
Highways, streets, and related work .....	85 659	N	N
Bridges, tunnels, and elevated highways .....	23 210	N	N
Water, sewer, pipeline, communication transmission lines, and power lines .....	N	N	N
Other nonbuilding construction, nec .....	N	N	N
<b>Construction work not specified by kind</b> .....	<b>58 132</b>	<b>N</b>	<b>N</b>

<sup>1</sup>In earlier censuses, construction receipts only were collected. Starting in 1992, the value of construction work was collected to better measure actual construction activity where no receipts were collected.

Note: In census years 1977, 1982, and 1987, data for "Commercial buildings" were collected separately. For 1992, data for "Commercial buildings" were included in "Other nonresidential buildings" and in "Industrial buildings and warehouses." For 1997, data for "Commercial buildings" were collected separately.

**Table 1. Detailed Statistics for Establishments by Industry: 1997**

[Detail may not add to total because of rounding. For meaning of abbreviations and symbols, see introductory text. For explanation of terms, see Appendix A]

SIC code	Industry	Estab-lishments (number)	Proprietors and partners (number)	Unpaid family workers (number)	Paid employees						
					All employees+ (number)	Construction workers					Other employees, March (number)
						Average (number)	March (number)	May (number)	August (number)	November (number)	
	<b>Construction Industries and Subdividers and Developers . . .</b>	<b>1 957</b>	<b>1 020</b>	<b>136</b>	<b>57 123</b>	<b>51 198</b>	<b>50 022</b>	<b>50 918</b>	<b>51 145</b>	<b>51 929</b>	<b>5 925</b>
<b>15</b>	<b>General building contractors &amp; operative builders . . . . .</b>	<b>798</b>	<b>445</b>	<b>46</b>	<b>27 460</b>	<b>24 642</b>	<b>24 838</b>	<b>24 513</b>	<b>24 208</b>	<b>24 698</b>	<b>2 818</b>
1521	Single-family housing construction . . . .	381	234	26	6 740	6 140	6 301	6 112	5 988	6 041	600
1522	Residential construction, nec . . . . .	61	39	4	4 472	4 246	4 108	4 215	4 242	4 397	226
1531	Operative builders . . . . .	59	39	3	1 704	1 523	1 394	1 527	1 584	1 575	181
1541	Industrial building & warehouses . . . . .	96	40	8	5 015	3 959	4 082	4 024	3 910	3 772	1 056
1542	Nonresidential construction, nec . . . . .	201	93	5	9 529	8 774	8 953	8 635	8 484	8 913	755
<b>16</b>	<b>Heavy construction other than building . . . . .</b>	<b>195</b>	<b>87</b>	<b>17</b>	<b>11 208</b>	<b>10 083</b>	<b>9 928</b>	<b>10 029</b>	<b>9 979</b>	<b>10 293</b>	<b>1 125</b>
1611	Highway & street construction, excluding elevated highways . . . . .	95	D	D	i	D	D	D	D	D	D
1622	Bridge, tunnel, & elevated highway construction . . . . .	12	D	D	f	D	D	D	D	D	D
1623	Water, sewer, pipeline, & communications & power lines . . . . .	45	22	5	2 105	1 828	1 752	1 784	1 829	1 926	277
1629	Heavy construction, nec . . . . .	43	17	3	2 278	2 123	1 967	2 024	2 194	2 291	155
<b>17</b>	<b>Special trade contractors . . . . .</b>	<b>880</b>	<b>451</b>	<b>70</b>	<b>17 638</b>	<b>15 733</b>	<b>14 606</b>	<b>15 617</b>	<b>16 198</b>	<b>16 186</b>	<b>1 905</b>
1711	Plumbing, heating, & air-conditioning . .	163	88	21	3 145	2 804	2 533	2 728	2 968	2 917	341
1721	Painting & paper hanging . . . . .	64	33	—	651	573	556	559	581	564	78
1731	Electrical work . . . . .	240	130	23	5 779	5 113	4 736	5 154	5 212	5 265	666
1741	Masonry, stone setting, & other stonework . . . . .	16	9	—	289	269	248	287	265	273	20
1742	Plastering, drywall, acoustical, & insulation work . . . . .	44	23	1	1 776	1 611	1 609	1 609	1 584	1 625	165
1743	Terrazzo, tile, marble, & mosaic work .	8	3	—	107	87	59	90	97	93	20
1751	Carpentry work . . . . .	29	24	6	201	168	144	174	179	167	33
1752	Floor laying & other floor, nec . . . . .	17	8	—	138	105	104	102	105	109	33
1761	Roofing, siding, & sheet metal work . . .	66	25	1	840	731	683	719	729	772	109
1771	Concrete work . . . . .	51	28	1	1 863	1 775	1 617	1 733	1 945	1 795	88
1781	Water well drilling . . . . .	3	—	—	22	16	15	16	17	17	6
1791	Structural steel erection . . . . .	37	15	5	843	746	795	799	685	685	97
1793	Glass & glazing work . . . . .	11	6	1	78	59	46	63	63	63	19
1794	Excavation work . . . . .	16	10	4	525	469	418	474	483	491	56
1795	Wrecking & demolition work . . . . .	7	2	—	71	66	66	62	60	75	5
1796	Installation or erection of building equipment, nec . . . . .	33	5	—	738	642	537	586	713	720	96
1799	Special trade contractors, nec . . . . .	75	42	7	572	499	440	462	512	555	73
<b>6552</b>	<b>Subdividers and developers, nec (ex cemeteries) . . . . .</b>	<b>84</b>	<b>37</b>	<b>3</b>	<b>817</b>	<b>740</b>	<b>650</b>	<b>759</b>	<b>760</b>	<b>752</b>	<b>77</b>

**Table 1. Detailed Statistics for Establishments by Industry: 1997—Con.**

[Detail may not add to total because of rounding. For meaning of abbreviations and symbols, see introductory text. For explanation of terms, see Appendix A]

SIC code	Industry	Hours worked by construction workers					Payroll			First-quarter payroll, all employees (\$1,000)
		Total (number)	January through March (number)	April through June (number)	July through September (number)	October through December (number)	All employees (\$1,000)	Construction workers (\$1,000)	Other employees (\$1,000)	
	<b>Construction Industries and Subdividers and Developers . .</b>	<b>84 033 332</b>	<b>19 164 207</b>	<b>21 589 286</b>	<b>21 627 682</b>	<b>21 652 157</b>	<b>697 211</b>	<b>579 619</b>	<b>117 592</b>	<b>156 778</b>
<b>15</b>	<b>General building contractors &amp; operative builders . . . . .</b>	<b>39 010 331</b>	<b>8 980 908</b>	<b>10 080 966</b>	<b>9 935 792</b>	<b>10 012 665</b>	<b>324 137</b>	<b>268 629</b>	<b>55 508</b>	<b>73 688</b>
1521	Single-family housing construction . . . .	9 406 938	2 175 234	2 413 692	2 433 805	2 384 207	70 208	58 129	12 079	15 838
1522	Residential construction, nec . . . . .	6 616 917	1 494 293	1 670 726	1 688 961	1 762 937	47 341	42 364	4 977	10 021
1531	Operative builders . . . . .	2 327 496	517 846	609 943	606 390	593 317	23 830	17 408	6 422	5 133
1541	Industrial building & warehouses . . . . .	7 063 442	1 562 817	1 858 148	1 821 954	1 820 523	68 789	52 492	16 297	17 386
1542	Nonresidential construction, nec . . . . .	13 595 538	3 230 718	3 528 457	3 384 682	3 451 681	113 969	98 236	15 733	25 310
<b>16</b>	<b>Heavy construction other than building . . . . .</b>	<b>17 290 710</b>	<b>4 065 243</b>	<b>4 435 487</b>	<b>4 407 769</b>	<b>4 382 211</b>	<b>155 997</b>	<b>130 675</b>	<b>25 322</b>	<b>35 905</b>
1611	Highway & street construction, excluding elevated highways . . . . .	D	D	D	D	D	D	D	D	D
1622	Bridge, tunnel, & elevated highway construction . . . . .	D	D	D	D	D	D	D	D	D
1623	Water, sewer, pipeline, & communications & power lines . . . . .	2 971 655	688 899	763 463	772 149	747 144	27 568	22 891	4 677	6 436
1629	Heavy construction, nec . . . . .	3 712 948	804 092	890 618	982 514	1 035 724	35 760	30 215	5 545	8 532
<b>17</b>	<b>Special trade contractors . . . . .</b>	<b>26 599 813</b>	<b>5 865 142</b>	<b>6 774 017</b>	<b>6 986 801</b>	<b>6 973 853</b>	<b>207 601</b>	<b>172 160</b>	<b>35 441</b>	<b>45 015</b>
1711	Plumbing, heating, & air-conditioning . .	4 516 689	975 431	1 133 912	1 219 568	1 187 778	37 709	31 408	6 301	7 959
1721	Painting & paper hanging . . . . .	856 026	197 769	219 055	225 788	213 414	6 182	4 821	1 361	1 322
1731	Electrical work . . . . .	9 121 282	2 068 703	2 299 138	2 357 573	2 395 868	72 947	58 962	13 985	15 756
1741	Masonry, stone setting, & other stonework . . . . .	436 389	94 726	119 583	111 944	110 136	3 398	2 962	436	614
1742	Plastering, drywall, acoustical, & insulation work . . . . .	2 932 770	677 322	759 689	754 714	741 045	20 009	17 513	2 496	4 476
1743	Terrazzo, tile, marble, & mosaic work . .	129 160	22 731	40 173	35 120	31 136	1 202	870	332	237
1751	Carpentry work . . . . .	260 708	58 364	68 217	70 389	63 738	1 457	1 301	156	365
1752	Floor laying & other floor, nec . . . . .	197 271	44 683	44 553	52 174	55 861	1 422	1 162	260	342
1761	Roofing, siding, & sheet metal work . . .	956 774	213 672	245 423	246 177	251 502	7 718	6 274	1 444	1 711
1771	Concrete work . . . . .	3 128 700	617 648	810 403	863 558	837 091	21 197	19 974	1 223	4 425
1781	Water well drilling . . . . .	31 291	6 721	7 652	8 233	8 685	359	246	113	89
1791	Structural steel erection . . . . .	1 193 995	274 619	318 850	300 581	299 945	10 822	8 382	2 440	2 457
1793	Glass & glazing work . . . . .	99 755	19 749	26 426	26 910	26 670	629	439	190	156
1794	Excavation work . . . . .	837 612	182 252	207 303	215 158	232 899	5 867	4 373	1 494	1 322
1795	Wrecking & demolition work . . . . .	116 807	26 606	28 054	28 294	33 853	960	845	115	243
1796	Installation or erection of building equipment, nec . . . . .	986 038	224 963	253 644	253 801	253 630	9 923	7 801	2 122	2 338
1799	Special trade contractors, nec . . . . .	798 546	159 183	191 942	216 819	230 602	5 800	4 827	973	1 203
<b>6552</b>	<b>Subdividers and developers, nec (ex cemeteries) . . . . .</b>	<b>1 132 478</b>	<b>252 914</b>	<b>298 816</b>	<b>297 320</b>	<b>283 428</b>	<b>9 476</b>	<b>8 155</b>	<b>1 321</b>	<b>2 170</b>

**Table 1. Detailed Statistics for Establishments by Industry: 1997—Con.**

[Detail may not add to total because of rounding. For meaning of abbreviations and symbols, see introductory text. For explanation of terms, see Appendix A]

SIC code	Industry	Dollar value of business done			Value of construction work subcontracted in from others (\$1,000)	Net value of construction work# (\$1,000)	Value added++ (\$1,000)
		Total (\$1,000)	Value of construction work (\$1,000)	Other business and land receipts (\$1,000)			
	<b>Construction Industries and Subdividers and Developers . . .</b>	<b>4 017 517</b>	<b>3 965 294</b>	<b>52 223</b>	<b>760 983</b>	<b>3 230 541</b>	<b>2 106 326</b>
<b>15</b>	<b>General building contractors &amp; operative builders . . . . .</b>	<b>2 019 858</b>	<b>1 998 754</b>	<b>21 104</b>	<b>251 107</b>	<b>1 583 646</b>	<b>1 055 104</b>
1521	Single-family housing construction . . . .	542 803	536 793	6 010	118 464	422 559	279 783
1522	Residential construction, nec . . . . .	289 040	286 836	2 204	61 940	205 858	125 730
1531	Operative builders . . . . .	217 180	215 358	1 822	12 395	178 396	149 679
1541	Industrial building & warehouses . . . . .	297 738	289 628	8 110	20 855	240 752	148 783
1542	Nonresidential construction, nec . . . . .	673 097	670 139	2 958	37 453	536 081	351 129
<b>16</b>	<b>Heavy construction other than building . . . . .</b>	<b>D</b>	<b>916 477</b>	<b>D</b>	<b>103 775</b>	<b>732 697</b>	<b>D</b>
1611	Highway & street construction, excluding elevated highways . . . . .	D	D	D	D	D	D
1622	Bridge, tunnel, & elevated highway construction . . . . .	D	D	D	D	D	D
1623	Water, sewer, pipeline, & communications & power lines . . . . .	192 313	180 075	12 238	20 293	136 341	100 993
1629	Heavy construction, nec . . . . .	163 894	163 278	616	45 779	139 592	100 314
<b>17</b>	<b>Special trade contractors . . . . .</b>	<b>948 973</b>	<b>936 117</b>	<b>12 856</b>	<b>405 391</b>	<b>831 753</b>	<b>495 638</b>
1711	Plumbing, heating, & air-conditioning . .	188 835	188 647	188	91 964	168 569	100 695
1721	Painting & paper hanging . . . . .	23 174	23 174	—	7 466	20 861	11 454
1731	Electrical work . . . . .	314 878	314 384	494	170 116	277 401	168 631
1741	Masonry, stone setting, & other stonework . . . . .	D	15 257	D	5 149	14 260	D
1742	Plastering, drywall, acoustical, & insulation work . . . . .	D	77 272	D	45 630	66 444	D
1743	Terrazzo, tile, marble, & mosaic work . .	D	5 281	D	549	5 252	D
1751	Carpentry work . . . . .	D	5 964	D	443	5 478	D
1752	Floor laying & other floor, nec . . . . .	D	9 762	D	1 719	8 480	D
1761	Roofing, siding, & sheet metal work . . .	43 863	43 102	761	11 166	39 268	24 657
1771	Concrete work . . . . .	D	72 528	D	18 918	64 956	D
1781	Water well drilling . . . . .	D	1 375	D	126	1 298	D
1791	Structural steel erection . . . . .	D	60 201	D	24 042	54 228	D
1793	Glass & glazing work . . . . .	D	4 021	D	1 881	3 714	D
1794	Excavation work . . . . .	D	32 060	D	7 827	28 080	D
1795	Wrecking & demolition work . . . . .	6 183	6 183	—	4 027	5 895	4 110
1796	Installation or erection of building equipment, nec . . . . .	D	49 423	D	7 481	43 228	D
1799	Special trade contractors, nec . . . . .	27 586	27 483	103	6 887	24 341	13 932
<b>6552</b>	<b>Subdividers and developers, nec (ex cemeteries) . . . . .</b>	<b>D</b>	<b>113 946</b>	<b>D</b>	<b>710</b>	<b>82 445</b>	<b>D</b>

**Table 1. Detailed Statistics for Establishments by Industry: 1997—Con.**

[Detail may not add to total because of rounding. For meaning of abbreviations and symbols, see introductory text. For explanation of terms, see Appendix A]

SIC code	Industry	Payments for materials and services used							
		Total (\$1,000)	Materials, components, and supplies (\$1,000)	Construction work subcontracted to others (\$1,000)	Rental of machinery, equipment, and structures (\$1,000)	Communication and repairs to machinery, equipment, buildings, and other structures (\$1,000)	Electricity (\$1,000)	Gasoline, diesel fuel, and gasohol (\$1,000)	Other fuels for heat or power such as natural gas, and lubricants, oils, and greases (\$1,000)
	<b>Construction Industries and Subdividers and Developers . . .</b>	<b>2 033 978</b>	<b>1 082 899</b>	<b>734 753</b>	<b>90 261</b>	<b>33 209</b>	<b>30 790</b>	<b>58 159</b>	<b>3 907</b>
<b>15</b>	<b>General building contractors &amp; operative builders . . . . .</b>	<b>1 024 270</b>	<b>512 165</b>	<b>415 108</b>	<b>51 287</b>	<b>8 229</b>	<b>14 821</b>	<b>21 756</b>	<b>904</b>
1521	Single-family housing construction . . . .	273 773	138 023	114 234	8 188	2 565	4 473	5 839	451
1522	Residential construction, nec . . . . .	167 881	78 442	80 978	3 108	1 463	1 586	2 122	182
1531	Operative builders . . . . .	69 182	28 418	36 962	1 354	327	527	1 588	6
1541	Industrial building & warehouses . . . . .	152 320	89 768	48 876	2 459	906	3 661	6 607	43
1542	Nonresidential construction, nec . . . . .	361 114	177 514	134 058	36 178	2 968	4 574	5 600	222
<b>16</b>	<b>Heavy construction other than building . . . . .</b>	<b>489 979</b>	<b>240 718</b>	<b>183 780</b>	<b>30 123</b>	<b>15 839</b>	<b>4 065</b>	<b>13 377</b>	<b>2 077</b>
1611	Highway & street construction, excluding elevated highways . . . . .	D	D	D	D	D	D	D	D
1622	Bridge, tunnel, & elevated highway construction . . . . .	D	D	D	D	D	D	D	D
1623	Water, sewer, pipeline, & communications & power lines . . . . .	95 956	41 299	43 734	1 820	2 816	953	3 790	1 544
1629	Heavy construction, nec . . . . .	69 087	36 885	23 686	3 573	1 934	537	2 314	158
<b>17</b>	<b>Special trade contractors . . . . .</b>	<b>469 802</b>	<b>315 192</b>	<b>104 364</b>	<b>7 897</b>	<b>8 570</b>	<b>11 462</b>	<b>21 391</b>	<b>926</b>
1711	Plumbing, heating, & air-conditioning . .	90 092	63 426	20 078	1 339	613	1 803	2 750	83
1721	Painting & paper hanging . . . . .	11 958	8 540	2 313	104	134	474	393	—
1731	Electrical work . . . . .	151 021	99 823	36 983	2 952	1 822	4 090	5 144	207
1741	Masonry, stone setting, & other stonework . . . . .	7 801	6 426	997	58	34	151	131	4
1742	Plastering, drywall, acoustical, & insulation work . . . . .	36 969	23 147	10 828	598	684	769	742	201
1743	Terrazzo, tile, marble, & mosaic work .	1 383	1 136	29	26	41	123	28	—
1751	Carpentry work . . . . .	3 169	2 287	486	38	42	144	167	5
1752	Floor laying & other floor, nec . . . . .	3 662	1 909	1 282	65	122	112	171	1
1761	Roofing, siding, & sheet metal work . . .	19 648	14 109	3 834	127	315	491	735	37
1771	Concrete work . . . . .	43 890	25 314	7 572	870	1 257	1 170	7 703	4
1781	Water well drilling . . . . .	576	306	77	30	91	5	59	8
1791	Structural steel erection . . . . .	37 680	29 234	5 973	525	229	669	892	158
1793	Glass & glazing work . . . . .	1 888	1 425	307	34	24	30	68	—
1794	Excavation work . . . . .	17 336	10 097	3 980	244	1 870	244	735	166
1795	Wrecking & demolition work . . . . .	2 541	1 627	288	228	240	54	99	5
1796	Installation or erection of building equipment, nec . . . . .	25 267	17 212	6 195	267	177	622	784	10
1799	Special trade contractors, nec . . . . .	14 921	9 174	3 142	392	875	511	790	37
<b>6552</b>	<b>Subdividers and developers, nec (ex cemeteries) . . . . .</b>	<b>49 927</b>	<b>14 824</b>	<b>31 501</b>	<b>954</b>	<b>571</b>	<b>442</b>	<b>1 635</b>	<b>—</b>

**Table 2. Assets, Capital Expenditures, and Depreciation for Establishments by Industry: 1997**

[Thousand dollars. Detail may not add to total because of rounding. For meaning of abbreviations and symbols, see introductory text. For explanation of terms, see Appendix A]

SIC code	Industry	Structures, additions, and related facilities					
		End-of-year gross book value of depreciable assets					Depreciation charges during year
		Total	Beginning-of-year gross book value of depreciable assets	Capital expenditures		Retirement and disposition of depreciable assets	
				New structures and related facilities	Used structures and related facilities		
	<b>Construction Industries and Subdividers and Developers .....</b>	<b>195 976</b>	<b>190 898</b>	<b>7 028</b>	<b>880</b>	<b>2 830</b>	<b>57 451</b>
<b>15</b>	<b>General building contractors &amp; operative builders ..</b>	<b>128 756</b>	<b>127 182</b>	<b>1 250</b>	<b>447</b>	<b>123</b>	<b>33 408</b>
1521	Single-family housing construction .....	41 733	40 950	449	349	15	8 242
1522	Residential construction, nec .....	16 860	16 748	110	17	15	2 985
1531	Operative builders .....	23 066	22 886	226	—	46	7 580
1541	Industrial building & warehouses .....	10 363	10 201	149	25	12	2 290
1542	Nonresidential construction, nec .....	36 734	36 397	316	56	35	12 311
<b>16</b>	<b>Heavy construction other than building .....</b>	<b>29 457</b>	<b>28 873</b>	<b>2 798</b>	<b>165</b>	<b>2 379</b>	<b>3 309</b>
1611	Highway & street construction, excluding elevated highways .....	D	D	D	D	D	D
1622	Bridge, tunnel, & elevated highway construction .....	D	D	D	D	D	D
1623	Water, sewer, pipeline, & communications & power lines ..	4 645	4 402	238	5	—	819
1629	Heavy construction, nec .....	10 569	8 704	1 995	73	203	1 035
<b>17</b>	<b>Special trade contractors .....</b>	<b>32 897</b>	<b>30 035</b>	<b>2 921</b>	<b>268</b>	<b>327</b>	<b>19 796</b>
1711	Plumbing, heating, & air-conditioning .....	7 125	5 405	1 705	23	8	4 150
1721	Painting & paper hanging .....	1 325	1 325	—	—	—	531
1731	Electrical work .....	11 604	11 324	158	155	33	7 140
1741	Masonry, stone setting, & other stonework .....	231	235	—	2	6	137
1742	Plastering, drywall, acoustical, & insulation work .....	2 083	2 083	—	—	—	1 366
1743	Terrazzo, tile, marble, & mosaic work .....	140	40	100	—	—	513
1751	Carpentry work .....	150	150	3	—	3	139
1752	Floor laying & other floor, nec .....	365	365	—	—	—	385
1761	Roofing, siding, & sheet metal work .....	1 492	1 583	68	32	191	987
1771	Concrete work .....	1 980	1 216	794	10	40	471
1781	Water well drilling .....	67	67	—	—	—	4
1791	Structural steel erection .....	2 282	2 240	41	1	—	892
1793	Glass & glazing work .....	181	181	—	—	—	157
1794	Excavation work .....	905	908	2	—	5	664
1795	Wrecking & demolition work .....	143	143	—	—	—	102
1796	Installation or erection of building equipment, nec .....	1 713	1 687	—	28	2	1 409
1799	Special trade contractors, nec .....	1 111	1 083	50	17	39	749
<b>6552</b>	<b>Subdividers and developers, nec (ex cemeteries) ..</b>	<b>4 866</b>	<b>4 808</b>	<b>59</b>	<b>—</b>	<b>1</b>	<b>938</b>

**Table 2. Assets, Capital Expenditures, and Depreciation for Establishments by Industry: 1997—Con.**

[Thousand dollars. Detail may not add to total because of rounding. For meaning of abbreviations and symbols, see introductory text. For explanation of terms, see Appendix A]

SIC code	Industry	Machinery and equipment							
		End-of-year gross book value of depreciable assets						Retirement and disposition of depreciable assets	Depreciation charges during year
		Total	Beginning-of-year gross book value of depreciable assets	Capital expenditures					
				New automobiles and trucks intended primarily for highway use	New machinery and job-site vehicles	Used machinery and equipment, including automobiles and trucks			
	<b>Construction Industries and Subdividers and Developers .....</b>	<b>585 494</b>	<b>398 294</b>	<b>52 932</b>	<b>126 121</b>	<b>17 281</b>	<b>9 134</b>	<b>78 895</b>	
<b>15</b>	<b>General building contractors &amp; operative builders ..</b>	<b>185 120</b>	<b>142 942</b>	<b>31 111</b>	<b>6 986</b>	<b>8 657</b>	<b>4 576</b>	<b>29 517</b>	
1521	Single-family housing construction .....	51 484	38 504	10 564	1 577	1 267	428	9 238	
1522	Residential construction, nec .....	26 161	21 955	3 824	925	675	1 218	3 358	
1531	Operative builders .....	24 927	17 097	3 736	131	4 357	394	3 567	
1541	Industrial building & warehouses .....	24 986	21 137	3 220	476	252	99	3 359	
1542	Nonresidential construction, nec .....	57 562	44 249	9 767	3 877	2 106	2 437	9 995	
<b>16</b>	<b>Heavy construction other than building .....</b>	<b>168 909</b>	<b>146 190</b>	<b>6 575</b>	<b>15 239</b>	<b>3 766</b>	<b>2 861</b>	<b>25 604</b>	
1611	Highway & street construction, excluding elevated highways .....	D	D	D	D	D	D	D	
1622	Bridge, tunnel, & elevated highway construction .....	D	D	D	D	D	D	D	
1623	Water, sewer, pipeline, & communications & power lines ..	31 338	25 647	1 328	3 965	1 976	1 578	7 787	
1629	Heavy construction, nec .....	35 974	28 666	1 443	6 270	192	597	4 455	
<b>17</b>	<b>Special trade contractors .....</b>	<b>218 201</b>	<b>97 981</b>	<b>14 770</b>	<b>101 734</b>	<b>4 847</b>	<b>1 131</b>	<b>21 649</b>	
1711	Plumbing, heating, & air-conditioning .....	19 772	15 770	2 957	773	419	147	3 554	
1721	Painting & paper hanging .....	3 311	2 741	499	22	88	39	557	
1731	Electrical work .....	136 935	30 515	5 250	99 551	1 837	218	8 575	
1741	Masonry, stone setting, & other stonework .....	1 642	1 556	107	12	46	79	350	
1742	Plastering, drywall, acoustical, & insulation work .....	8 384	7 348	906	44	87	1	1 038	
1743	Terrazzo, tile, marble, & mosaic work .....	1 067	882	185	—	—	—	151	
1751	Carpentry work .....	805	652	130	13	16	6	149	
1752	Floor laying & other floor, nec .....	1 250	846	398	6	—	—	221	
1761	Roofing, siding, & sheet metal work .....	4 059	3 157	836	56	14	4	874	
1771	Concrete work .....	9 066	7 730	1 131	352	69	216	1 192	
1781	Water well drilling .....	851	870	—	—	—	19	68	
1791	Structural steel erection .....	5 744	4 607	733	113	421	130	789	
1793	Glass & glazing work .....	575	453	122	—	—	—	102	
1794	Excavation work .....	12 104	9 756	398	494	1 456	—	1 720	
1795	Wrecking & demolition work .....	2 230	1 827	128	267	33	25	403	
1796	Installation or erection of building equipment, nec .....	6 779	6 093	661	1	25	1	1 344	
1799	Special trade contractors, nec .....	3 627	3 178	329	30	336	246	562	
<b>6552</b>	<b>Subdividers and developers, nec (ex cemeteries) ..</b>	<b>13 264</b>	<b>11 181</b>	<b>476</b>	<b>2 162</b>	<b>11</b>	<b>566</b>	<b>2 125</b>	

**Table 3. Selected Statistics for Establishments by Industry and Employment Size: 1997**

[Detail may not add to total because of rounding. For meaning of abbreviations and symbols, see introductory text. For explanation of terms, see Appendix A]

SIC code	Industry and employment size of establishment	Establishments (number)	All employees+ (number)	Annual payroll, all employees (\$1,000)	Dollar value of business done (\$1,000)	Value of construction work# (\$1,000)	Net value of construction work# (\$1,000)
	<b>CONSTRUCTION INDUSTRIES AND SUBDIVIDERS AND DEVELOPERS</b>						
	<b>Total</b> .....	<b>1 957</b>	<b>57 123</b>	<b>697 211</b>	<b>4 017 517</b>	<b>3 965 294</b>	<b>3 230 541</b>
	Establishments with an average of—						
	1 to 4 employees .....	649	1 616	16 330	154 329	153 166	127 846
	5 to 9 employees .....	420	2 829	28 453	217 125	216 394	167 823
	10 to 19 employees .....	313	4 346	45 156	286 437	284 631	239 929
	20 to 49 employees .....	300	9 063	101 423	608 492	598 451	498 561
	50 to 99 employees .....	150	10 444	121 978	695 367	685 739	555 448
	100 employees or more .....	125	28 825	383 871	2 055 767	2 026 913	1 640 934
<b>15</b>	<b>General building contractors &amp; operative builders</b>						
	<b>Total</b> .....	<b>798</b>	<b>27 460</b>	<b>324 137</b>	<b>2 019 858</b>	<b>1 998 754</b>	<b>1 583 646</b>
	Establishments with an average of—						
	1 to 4 employees .....	219	576	6 264	71 768	71 574	57 575
	5 to 9 employees .....	164	1 083	10 857	96 113	95 882	77 636
	10 to 19 employees .....	140	1 949	19 882	141 077	140 541	109 376
	20 to 49 employees .....	135	4 263	45 140	288 735	283 086	214 867
	50 to 99 employees .....	75	5 028	55 486	354 814	353 122	262 188
	100 employees or more .....	65	14 561	186 508	1 067 351	1 054 549	862 004
1521	Single-family housing construction						
	<b>Total</b> .....	<b>381</b>	<b>6 740</b>	<b>70 208</b>	<b>542 803</b>	<b>536 793</b>	<b>422 559</b>
	Establishments with an average of—						
	1 to 4 employees .....	151	e	D	D	D	D
	5 to 9 employees .....	95	f	D	D	D	D
	10 to 19 employees .....	65	901	9 026	D	67 367	45 893
	20 to 49 employees .....	35	1 080	10 633	D	73 308	56 390
	50 to 99 employees .....	21	1 375	14 749	D	103 650	73 074
	100 employees or more .....	14	2 360	25 930	D	195 604	166 177
1522	Residential construction, nec						
	<b>Total</b> .....	<b>61</b>	<b>4 472</b>	<b>47 341</b>	<b>289 040</b>	<b>286 836</b>	<b>205 858</b>
	Establishments with an average of—						
	1 to 4 employees .....	13	b	D	D	D	D
	5 to 9 employees .....	7	b	D	D	D	D
	10 to 19 employees .....	6	83	1 122	7 559	7 559	7 136
	20 to 49 employees .....	11	e	D	D	D	D
	50 to 99 employees .....	12	f	D	D	D	D
	100 employees or more .....	12	3 052	31 874	D	182 443	129 615
1531	Operative builders						
	<b>Total</b> .....	<b>59</b>	<b>1 704</b>	<b>23 830</b>	<b>217 180</b>	<b>215 358</b>	<b>178 396</b>
	Establishments with an average of—						
	1 to 4 employees .....	14	b	D	D	D	D
	5 to 9 employees .....	16	107	1 393	19 605	19 605	15 776
	10 to 19 employees .....	9	125	1 548	13 705	13 705	10 275
	20 to 49 employees .....	11	e	D	D	D	D
	50 to 99 employees .....	3	c	D	D	D	D
	100 employees or more .....	6	f	D	D	D	D
1541	Industrial building & warehouses						
	<b>Total</b> .....	<b>96</b>	<b>5 015</b>	<b>68 789</b>	<b>297 738</b>	<b>289 628</b>	<b>240 752</b>
	Establishments with an average of—						
	1 to 4 employees .....	15	b	D	D	D	D
	5 to 9 employees .....	19	130	1 325	D	8 935	7 074
	10 to 19 employees .....	17	225	2 543	D	12 428	9 843
	20 to 49 employees .....	25	779	7 723	46 561	45 874	31 405
	50 to 99 employees .....	13	834	10 964	D	72 081	55 562
	100 employees or more .....	7	h	D	D	D	D
1542	Nonresidential construction, nec						
	<b>Total</b> .....	<b>201</b>	<b>9 529</b>	<b>113 969</b>	<b>673 097</b>	<b>670 139</b>	<b>536 081</b>
	Establishments with an average of—						
	1 to 4 employees .....	26	b	D	D	D	D
	5 to 9 employees .....	27	180	1 829	D	15 627	12 078
	10 to 19 employees .....	43	615	5 643	D	39 482	36 229
	20 to 49 employees .....	53	1 712	18 299	95 747	94 123	76 755
	50 to 99 employees .....	26	g	D	D	D	D
	100 employees or more .....	26	5 269	70 329	429 189	428 533	340 102



**Table 3. Selected Statistics for Establishments by Industry and Employment Size: 1997—Con.**

[Detail may not add to total because of rounding. For meaning of abbreviations and symbols, see introductory text. For explanation of terms, see Appendix A]

SIC code	Industry and employment size of establishment	Establishments (number)	All employees+ (number)	Annual payroll, all employees (\$1,000)	Dollar value of business done (\$1,000)	Value of construction work (\$1,000)	Net value of construction work# (\$1,000)
<b>16</b>	<b>Heavy construction other than building</b>						
	<b>Total</b> .....	<b>195</b>	<b>11 208</b>	<b>155 997</b>	<b>D</b>	<b>916 477</b>	<b>732 697</b>
	Establishments with an average of—						
	1 to 4 employees .....	44	117	1 766	D	14 279	13 018
	5 to 9 employees .....	35	250	2 692	18 414	18 373	15 457
	10 to 19 employees .....	26	373	3 293	22 499	22 178	20 360
	20 to 49 employees .....	39	1 137	14 536	D	96 320	90 174
	50 to 99 employees .....	19	1 371	17 771	D	114 596	98 982
	100 employees or more .....	32	7 960	115 939	D	650 731	494 706
<b>1611</b>	<b>Highway &amp; street construction, excluding elevated highways</b>						
	<b>Total</b> .....	<b>95</b>	<b>i</b>	<b>D</b>	<b>D</b>	<b>D</b>	<b>D</b>
	Establishments with an average of—						
	1 to 4 employees .....	19	b	D	D	D	D
	5 to 9 employees .....	17	c	D	D	D	D
	10 to 19 employees .....	17	249	2 138	D	13 331	11 920
	20 to 49 employees .....	22	618	7 486	D	50 973	47 200
	50 to 99 employees .....	7	f	D	D	D	D
	100 employees or more .....	13	h	D	D	D	D
<b>1622</b>	<b>Bridge, tunnel, &amp; elevated highway construction</b>						
	<b>Total</b> .....	<b>12</b>	<b>f</b>	<b>D</b>	<b>D</b>	<b>D</b>	<b>D</b>
	Establishments with an average of—						
	1 to 4 employees .....	3	a	D	D	D	D
	5 to 9 employees .....	—	—	—	—	—	—
	10 to 19 employees .....	2	b	D	D	D	D
	20 to 49 employees .....	2	b	D	D	D	D
	50 to 99 employees .....	1	b	D	D	D	D
	100 employees or more .....	4	f	D	D	D	D
<b>1623</b>	<b>Water, sewer, pipeline, &amp; communications &amp; power lines</b>						
	<b>Total</b> .....	<b>45</b>	<b>2 105</b>	<b>27 568</b>	<b>192 313</b>	<b>180 075</b>	<b>136 341</b>
	Establishments with an average of—						
	1 to 4 employees .....	9	28	201	1 320	1 320	1 165
	5 to 9 employees .....	14	98	927	D	6 756	5 876
	10 to 19 employees .....	5	65	693	D	5 251	5 034
	20 to 49 employees .....	4	122	3 757	D	27 469	26 134
	50 to 99 employees .....	5	305	4 129	24 704	24 704	19 953
	100 employees or more .....	8	1 487	17 861	D	114 575	78 179
<b>1629</b>	<b>Heavy construction, nec</b>						
	<b>Total</b> .....	<b>43</b>	<b>2 278</b>	<b>35 760</b>	<b>163 894</b>	<b>163 278</b>	<b>139 592</b>
	Establishments with an average of—						
	1 to 4 employees .....	13	b	D	D	D	D
	5 to 9 employees .....	4	b	D	D	D	D
	10 to 19 employees .....	2	b	D	D	D	D
	20 to 49 employees .....	11	e	D	D	D	D
	50 to 99 employees .....	6	e	D	D	D	D
	100 employees or more .....	7	1 395	24 616	85 559	85 045	69 660
<b>17</b>	<b>Special trade contractors</b>						
	<b>Total</b> .....	<b>880</b>	<b>17 638</b>	<b>207 601</b>	<b>948 973</b>	<b>936 117</b>	<b>831 753</b>
	Establishments with an average of—						
	1 to 4 employees .....	349	839	7 378	D	56 424	50 244
	5 to 9 employees .....	198	1 346	12 942	69 220	68 761	58 300
	10 to 19 employees .....	133	1 851	20 312	102 087	101 138	91 386
	20 to 49 employees .....	119	3 454	38 980	D	181 901	162 260
	50 to 99 employees .....	53	3 844	46 565	D	206 260	185 339
	100 employees or more .....	28	6 304	81 424	D	321 633	284 224
<b>1711</b>	<b>Plumbing, heating, &amp; air-conditioning</b>						
	<b>Total</b> .....	<b>163</b>	<b>3 145</b>	<b>37 709</b>	<b>188 835</b>	<b>188 647</b>	<b>168 569</b>
	Establishments with an average of—						
	1 to 4 employees .....	53	131	1 129	8 874	8 874	7 494
	5 to 9 employees .....	42	285	3 267	D	17 124	15 288
	10 to 19 employees .....	23	324	4 132	D	25 219	23 127
	20 to 49 employees .....	28	794	8 953	D	45 550	40 464
	50 to 99 employees .....	12	862	12 079	D	54 809	49 080
	100 employees or more .....	5	749	8 149	37 071	37 071	33 116
<b>1721</b>	<b>Painting &amp; paper hanging</b>						
	<b>Total</b> .....	<b>64</b>	<b>651</b>	<b>6 182</b>	<b>23 174</b>	<b>23 174</b>	<b>20 861</b>
	Establishments with an average of—						
	1 to 4 employees .....	30	70	526	3 470	3 470	3 263
	5 to 9 employees .....	18	115	1 066	6 060	6 060	5 100
	10 to 19 employees .....	7	103	845	3 275	3 275	2 971
	20 to 49 employees .....	6	179	1 622	4 679	4 679	4 259
	50 to 99 employees .....	3	184	2 123	5 690	5 690	5 268
	100 employees or more .....	—	—	—	—	—	—

**Table 3. Selected Statistics for Establishments by Industry and Employment Size: 1997—Con.**

[Detail may not add to total because of rounding. For meaning of abbreviations and symbols, see introductory text. For explanation of terms, see Appendix A]

SIC code	Industry and employment size of establishment	Establishments (number)	All employees+ (number)	Annual payroll, all employees (\$1,000)	Dollar value of business done (\$1,000)	Value of construction work (\$1,000)	Net value of construction work# (\$1,000)
<b>17</b>	<b>Special trade contractors—Con.</b>						
1731	Electrical work						
	<b>Total</b> .....	<b>240</b>	<b>5 779</b>	<b>72 947</b>	<b>314 878</b>	<b>314 384</b>	<b>277 401</b>
	Establishments with an average of—						
	1 to 4 employees .....	95	241	2 247	D	14 373	13 131
	5 to 9 employees .....	44	303	2 964	15 227	15 227	12 694
	10 to 19 employees .....	39	555	5 964	30 623	30 586	27 023
	20 to 49 employees .....	35	1 013	12 236	D	53 753	46 083
	50 to 99 employees .....	17	1 231	14 200	D	56 493	49 854
	100 employees or more .....	10	2 436	35 336	D	143 952	128 616
1741	Masonry, stone setting, & other stonework						
	<b>Total</b> .....	<b>16</b>	<b>289</b>	<b>3 398</b>	<b>D</b>	<b>15 257</b>	<b>14 260</b>
	Establishments with an average of—						
	1 to 4 employees .....	5	a	D	D	D	D
	5 to 9 employees .....	5	36	281	1 797	1 797	1 261
	10 to 19 employees .....	2	b	D	D	D	D
	20 to 49 employees .....	3	b	D	D	D	D
	50 to 99 employees .....	—	—	—	—	—	—
	100 employees or more .....	1	c	D	D	D	D
1742	Plastering, drywall, acoustical, & insulation work						
	<b>Total</b> .....	<b>44</b>	<b>1 776</b>	<b>20 009</b>	<b>D</b>	<b>77 272</b>	<b>66 444</b>
	Establishments with an average of—						
	1 to 4 employees .....	11	21	369	6 530	6 530	5 943
	5 to 9 employees .....	5	38	366	2 372	2 372	1 957
	10 to 19 employees .....	9	c	D	D	D	D
	20 to 49 employees .....	11	325	2 814	D	14 277	12 694
	50 to 99 employees .....	4	315	3 151	D	12 249	11 559
	100 employees or more .....	4	f	D	D	D	D
1743	Terrazzo, tile, marble, & mosaic work						
	<b>Total</b> .....	<b>8</b>	<b>107</b>	<b>1 202</b>	<b>D</b>	<b>5 281</b>	<b>5 252</b>
	Establishments with an average of—						
	1 to 4 employees .....	2	a	D	D	D	D
	5 to 9 employees .....	2	a	D	D	D	D
	10 to 19 employees .....	3	b	D	D	D	D
	20 to 49 employees .....	1	b	D	D	D	D
	50 to 99 employees .....	—	—	—	—	—	—
	100 employees or more .....	—	—	—	—	—	—
1751	Carpentry work						
	<b>Total</b> .....	<b>29</b>	<b>201</b>	<b>1 457</b>	<b>D</b>	<b>5 964</b>	<b>5 478</b>
	Establishments with an average of—						
	1 to 4 employees .....	20	b	D	D	D	D
	5 to 9 employees .....	4	29	207	671	671	621
	10 to 19 employees .....	3	b	D	D	D	D
	20 to 49 employees .....	1	b	D	D	D	D
	50 to 99 employees .....	1	b	D	D	D	D
	100 employees or more .....	—	—	—	—	—	—
1752	Floor laying & other floor, nec						
	<b>Total</b> .....	<b>17</b>	<b>138</b>	<b>1 422</b>	<b>D</b>	<b>9 762</b>	<b>8 480</b>
	Establishments with an average of—						
	1 to 4 employees .....	9	18	194	2 392	2 392	1 903
	5 to 9 employees .....	4	27	179	680	680	622
	10 to 19 employees .....	2	b	D	D	D	D
	20 to 49 employees .....	2	b	D	D	D	D
	50 to 99 employees .....	—	—	—	—	—	—
	100 employees or more .....	—	—	—	—	—	—
1761	Roofing, siding, & sheet metal work						
	<b>Total</b> .....	<b>66</b>	<b>840</b>	<b>7 718</b>	<b>43 863</b>	<b>43 102</b>	<b>39 268</b>
	Establishments with an average of—						
	1 to 4 employees .....	24	b	D	D	D	D
	5 to 9 employees .....	18	119	965	D	4 987	4 345
	10 to 19 employees .....	16	214	1 889	D	11 718	11 064
	20 to 49 employees .....	5	118	815	3 831	3 831	3 229
	50 to 99 employees .....	2	c	D	D	D	D
	100 employees or more .....	1	c	D	D	D	D
1771	Concrete work						
	<b>Total</b> .....	<b>51</b>	<b>1 863</b>	<b>21 197</b>	<b>D</b>	<b>72 528</b>	<b>64 956</b>
	Establishments with an average of—						
	1 to 4 employees .....	27	b	D	D	D	D
	5 to 9 employees .....	9	58	556	2 726	2 726	2 220
	10 to 19 employees .....	3	b	D	D	D	D
	20 to 49 employees .....	6	188	2 095	10 780	10 780	9 632
	50 to 99 employees .....	4	e	D	D	D	D
	100 employees or more .....	2	g	D	D	D	D

**Table 3. Selected Statistics for Establishments by Industry and Employment Size: 1997—Con.**

[Detail may not add to total because of rounding. For meaning of abbreviations and symbols, see introductory text. For explanation of terms, see Appendix A]

SIC code	Industry and employment size of establishment	Establishments (number)	All employees+ (number)	Annual payroll, all employees (\$1,000)	Dollar value of business done (\$1,000)	Value of construction work (\$1,000)	Net value of construction work# (\$1,000)
<b>17</b>	<b>Special trade contractors—Con.</b>						
1781	Water well drilling						
	<b>Total</b> .....	<b>3</b>	<b>22</b>	<b>359</b>	<b>D</b>	<b>1 375</b>	<b>1 298</b>
	Establishments with an average of—						
	1 to 4 employees .....	—	a	—	—	—	—
	5 to 9 employees .....	2	a	D	D	D	D
	10 to 19 employees .....	1	a	D	D	D	D
	20 to 49 employees .....	—	—	—	—	—	—
	50 to 99 employees .....	—	—	—	—	—	—
	100 employees or more .....	—	—	—	—	—	—
1791	Structural steel erection						
	<b>Total</b> .....	<b>37</b>	<b>843</b>	<b>10 822</b>	<b>D</b>	<b>60 201</b>	<b>54 228</b>
	Establishments with an average of—						
	1 to 4 employees .....	10	b	D	D	D	D
	5 to 9 employees .....	11	b	D	D	D	D
	10 to 19 employees .....	5	63	735	D	3 509	2 696
	20 to 49 employees .....	6	156	1 753	D	6 530	5 877
	50 to 99 employees .....	3	232	4 641	D	27 697	25 689
	100 employees or more .....	2	e	D	D	D	D
1793	Glass & glazing work						
	<b>Total</b> .....	<b>11</b>	<b>78</b>	<b>629</b>	<b>D</b>	<b>4 021</b>	<b>3 714</b>
	Establishments with an average of—						
	1 to 4 employees .....	5	a	D	D	D	D
	5 to 9 employees .....	4	26	177	D	973	812
	10 to 19 employees .....	—	—	—	—	—	—
	20 to 49 employees .....	2	b	D	D	D	D
	50 to 99 employees .....	—	—	—	—	—	—
	100 employees or more .....	—	—	—	—	—	—
1794	Excavation work						
	<b>Total</b> .....	<b>16</b>	<b>525</b>	<b>5 867</b>	<b>D</b>	<b>32 060</b>	<b>28 080</b>
	Establishments with an average of—						
	1 to 4 employees .....	3	5	30	199	199	195
	5 to 9 employees .....	6	41	355	2 873	2 873	2 133
	10 to 19 employees .....	3	42	418	D	1 459	579
	20 to 49 employees .....	—	—	—	—	—	—
	50 to 99 employees .....	2	c	D	D	D	D
	100 employees or more .....	2	e	D	D	D	D
1795	Wrecking & demolition work						
	<b>Total</b> .....	<b>7</b>	<b>71</b>	<b>960</b>	<b>6 183</b>	<b>6 183</b>	<b>5 895</b>
	Establishments with an average of—						
	1 to 4 employees .....	2	a	D	D	D	D
	5 to 9 employees .....	1	a	D	D	D	D
	10 to 19 employees .....	3	35	472	3 286	3 286	3 215
	20 to 49 employees .....	1	b	D	D	D	D
	50 to 99 employees .....	—	—	—	—	—	—
	100 employees or more .....	—	—	—	—	—	—
1796	Installation or erection of building equipment, nec						
	<b>Total</b> .....	<b>33</b>	<b>738</b>	<b>9 923</b>	<b>D</b>	<b>49 423</b>	<b>43 228</b>
	Establishments with an average of—						
	1 to 4 employees .....	10	30	416	4 841	4 841	4 614
	5 to 9 employees .....	5	b	D	D	D	D
	10 to 19 employees .....	7	99	1 233	3 822	3 822	3 627
	20 to 49 employees .....	6	200	2 923	12 979	12 979	12 067
	50 to 99 employees .....	4	e	D	D	D	D
	100 employees or more .....	1	c	D	D	D	D
1799	Special trade contractors, nec						
	<b>Total</b> .....	<b>75</b>	<b>572</b>	<b>5 800</b>	<b>27 586</b>	<b>27 483</b>	<b>24 341</b>
	Establishments with an average of—						
	1 to 4 employees .....	43	b	D	D	D	D
	5 to 9 employees .....	18	c	D	D	D	D
	10 to 19 employees .....	7	97	1 005	D	4 128	4 029
	20 to 49 employees .....	6	194	2 667	D	11 123	10 477
	50 to 99 employees .....	1	b	D	D	D	D
	100 employees or more .....	—	—	—	—	—	—
<b>6552</b>	<b>Subdividers and developers, nec (ex cemeteries)</b>						
	<b>Total</b> .....	<b>84</b>	<b>817</b>	<b>9 476</b>	<b>D</b>	<b>113 946</b>	<b>82 445</b>
	Establishments with an average of—						
	1 to 4 employees .....	37	84	922	D	10 889	7 009
	5 to 9 employees .....	23	150	1 962	33 378	33 378	16 430
	10 to 19 employees .....	14	173	1 669	20 774	20 774	18 807
	20 to 49 employees .....	7	209	2 767	D	37 144	31 260
	50 to 99 employees .....	3	201	2 156	11 761	11 761	8 939
	100 employees or more .....	—	—	—	—	—	—

**Table 3. Selected Statistics for Establishments by Industry and Employment Size: 1997—Con.**

[Detail may not add to total because of rounding. For meaning of abbreviations and symbols, see introductory text. For explanation of terms, see Appendix A]

SIC code	Industry and employment size of establishment	Value added++ (\$1,000)	Payments for materials, components, supplies, electricity, and fuels (\$1,000)	Payments for construction work subcontracted to others (\$1,000)	Rental payments for machinery, equipment, and structures (\$1,000)	Capital expenditures, other than land (\$1,000)	End-of-year gross book value of depreciable assets (\$1,000)
	<b>CONSTRUCTION INDUSTRIES AND SUBDIVIDERS AND DEVELOPERS</b>						
	<b>Total</b> .....	<b>2 106 326</b>	<b>1 175 755</b>	<b>734 753</b>	<b>90 261</b>	<b>204 242</b>	<b>781 470</b>
	Establishments with an average of—						
	1 to 4 employees .....	87 748	40 802	25 320	2 201	8 609	35 264
	5 to 9 employees .....	105 914	62 609	48 571	2 612	5 642	40 782
	10 to 19 employees .....	159 710	81 945	44 702	4 464	7 208	60 437
	20 to 49 employees .....	329 035	179 567	99 890	6 456	125 261	251 124
	50 to 99 employees .....	355 614	209 349	130 291	8 506	16 743	112 000
	100 employees or more .....	1 068 305	601 483	385 979	66 022	40 779	281 863
<b>15</b>	<b>General building contractors &amp; operative builders</b>						
	<b>Total</b> .....	<b>1 055 104</b>	<b>549 646</b>	<b>415 108</b>	<b>51 287</b>	<b>48 451</b>	<b>313 876</b>
	Establishments with an average of—						
	1 to 4 employees .....	37 710	20 059	13 999	1 020	6 157	21 593
	5 to 9 employees .....	52 644	25 223	18 246	1 086	3 383	22 282
	10 to 19 employees .....	73 258	36 654	31 165	2 740	4 251	34 686
	20 to 49 employees .....	131 765	88 751	68 219	3 267	10 025	62 412
	50 to 99 employees .....	166 655	97 225	90 934	5 759	8 946	50 645
	100 employees or more .....	593 072	281 734	192 545	37 415	15 689	122 258
1521	Single-family housing construction						
	<b>Total</b> .....	<b>279 783</b>	<b>148 786</b>	<b>114 234</b>	<b>8 188</b>	<b>14 206</b>	<b>93 217</b>
	Establishments with an average of—						
	1 to 4 employees .....	D	D	D	D	D	D
	5 to 9 employees .....	D	D	D	D	D	D
	10 to 19 employees .....	D	15 660	21 474	1 782	1 735	16 082
	20 to 49 employees .....	D	23 746	16 918	915	3 331	19 134
	50 to 99 employees .....	D	27 771	30 576	2 094	3 234	12 812
	100 employees or more .....	D	56 019	29 427	2 255	3 443	27 929
1522	Residential construction, nec						
	<b>Total</b> .....	<b>125 730</b>	<b>82 332</b>	<b>80 978</b>	<b>3 108</b>	<b>5 551</b>	<b>43 021</b>
	Establishments with an average of—						
	1 to 4 employees .....	D	D	D	D	D	D
	5 to 9 employees .....	D	D	D	D	D	D
	10 to 19 employees .....	3 342	3 794	423	37	399	1 893
	20 to 49 employees .....	D	D	D	D	D	D
	50 to 99 employees .....	D	D	D	D	D	D
	100 employees or more .....	D	52 657	52 828	1 778	3 767	26 637
1531	Operative builders						
	<b>Total</b> .....	<b>149 679</b>	<b>30 539</b>	<b>36 962</b>	<b>1 354</b>	<b>8 450</b>	<b>47 993</b>
	Establishments with an average of—						
	1 to 4 employees .....	D	D	D	D	D	D
	5 to 9 employees .....	13 095	2 681	3 829	76	1 143	6 915
	10 to 19 employees .....	7 798	2 477	3 430	201	227	1 020
	20 to 49 employees .....	D	D	D	D	D	D
	50 to 99 employees .....	D	D	D	D	D	D
	100 employees or more .....	D	D	D	D	D	D
1541	Industrial building & warehouses						
	<b>Total</b> .....	<b>148 783</b>	<b>100 079</b>	<b>48 876</b>	<b>2 459</b>	<b>4 122</b>	<b>35 349</b>
	Establishments with an average of—						
	1 to 4 employees .....	D	D	D	D	D	D
	5 to 9 employees .....	D	2 538	1 861	68	359	3 523
	10 to 19 employees .....	D	4 240	2 585	264	280	1 884
	20 to 49 employees .....	18 084	14 008	14 469	542	1 113	6 979
	50 to 99 employees .....	D	19 434	16 519	343	1 780	11 062
	100 employees or more .....	D	D	D	D	D	D
1542	Nonresidential construction, nec						
	<b>Total</b> .....	<b>351 129</b>	<b>187 910</b>	<b>134 058</b>	<b>36 178</b>	<b>16 122</b>	<b>94 296</b>
	Establishments with an average of—						
	1 to 4 employees .....	D	D	D	D	D	D
	5 to 9 employees .....	D	6 920	3 549	317	727	2 751
	10 to 19 employees .....	D	10 483	3 253	456	1 610	13 807
	20 to 49 employees .....	44 787	33 592	17 368	1 214	3 345	18 663
	50 to 99 employees .....	D	D	D	D	D	D
	100 employees or more .....	235 839	104 919	88 431	31 543	7 167	47 248

**Table 3. Selected Statistics for Establishments by Industry and Employment Size: 1997—Con.**

[Detail may not add to total because of rounding. For meaning of abbreviations and symbols, see introductory text. For explanation of terms, see Appendix A]

SIC code	Industry and employment size of establishment	Value added++ (\$1,000)	Payments for materials, components, supplies, electricity, and fuels (\$1,000)	Payments for construction work subcontracted to others (\$1,000)	Rental payments for machinery, equipment, and structures (\$1,000)	Capital expenditures, other than land (\$1,000)	End-of-year gross book value of depreciable assets (\$1,000)
<b>16</b>	<b>Heavy construction other than building</b>						
	<b>Total</b> .....	<b>D</b>	<b>260 237</b>	<b>183 780</b>	<b>30 123</b>	<b>28 543</b>	<b>198 366</b>
	Establishments with an average of—						
	1 to 4 employees .....	D	3 176	1 261	722	1 180	4 038
	5 to 9 employees .....	9 869	5 629	2 916	951	688	4 651
	10 to 19 employees .....	14 921	5 760	1 818	536	504	5 620
	20 to 49 employees .....	D	22 559	6 146	852	8 297	41 224
	50 to 99 employees .....	D	28 260	15 614	1 831	4 301	35 352
	100 employees or more .....	D	194 853	156 025	25 231	13 573	107 481
<b>1611</b>	<b>Highway &amp; street construction, excluding elevated highways</b>						
	<b>Total</b> .....	<b>D</b>	<b>D</b>	<b>D</b>	<b>D</b>	<b>D</b>	<b>D</b>
	Establishments with an average of—						
	1 to 4 employees .....	D	D	D	D	D	D
	5 to 9 employees .....	D	D	D	D	D	D
	10 to 19 employees .....	D	4 193	1 411	422	336	3 169
	20 to 49 employees .....	D	15 913	3 773	610	1 937	15 916
	50 to 99 employees .....	D	D	D	D	D	D
	100 employees or more .....	D	D	D	D	D	D
<b>1622</b>	<b>Bridge, tunnel, &amp; elevated highway construction</b>						
	<b>Total</b> .....	<b>D</b>	<b>D</b>	<b>D</b>	<b>D</b>	<b>D</b>	<b>D</b>
	Establishments with an average of—						
	1 to 4 employees .....	D	D	D	D	D	D
	5 to 9 employees .....	D	—	—	—	—	—
	10 to 19 employees .....	D	D	D	D	D	D
	20 to 49 employees .....	D	D	—	D	—	D
	50 to 99 employees .....	D	D	—	D	—	D
	100 employees or more .....	D	D	D	D	D	D
<b>1623</b>	<b>Water, sewer, pipeline, &amp; communications &amp; power lines</b>						
	<b>Total</b> .....	<b>100 993</b>	<b>47 586</b>	<b>43 734</b>	<b>1 820</b>	<b>7 512</b>	<b>35 983</b>
	Establishments with an average of—						
	1 to 4 employees .....	776	389	155	9	96	571
	5 to 9 employees .....	D	2 227	880	221	111	1 376
	10 to 19 employees .....	D	760	217	61	91	1 854
	20 to 49 employees .....	D	1 946	1 335	135	3 287	13 870
	50 to 99 employees .....	13 830	6 123	4 751	161	136	8 346
	100 employees or more .....	D	36 141	36 396	1 233	3 791	9 966
<b>1629</b>	<b>Heavy construction, nec</b>						
	<b>Total</b> .....	<b>100 314</b>	<b>39 894</b>	<b>23 686</b>	<b>3 573</b>	<b>9 973</b>	<b>46 543</b>
	Establishments with an average of—						
	1 to 4 employees .....	D	D	D	D	D	D
	5 to 9 employees .....	D	D	D	D	D	D
	10 to 19 employees .....	D	D	D	D	D	D
	20 to 49 employees .....	D	D	D	D	D	D
	50 to 99 employees .....	D	D	D	D	D	D
	100 employees or more .....	49 133	21 041	15 385	1 533	3 604	18 385
<b>17</b>	<b>Special trade contractors</b>						
	<b>Total</b> .....	<b>495 638</b>	<b>348 971</b>	<b>104 364</b>	<b>7 897</b>	<b>124 540</b>	<b>251 098</b>
	Establishments with an average of—						
	1 to 4 employees .....	D	16 099	6 180	406	1 265	8 543
	5 to 9 employees .....	33 519	25 240	10 461	419	1 518	11 861
	10 to 19 employees .....	55 397	36 938	9 752	826	2 453	17 998
	20 to 49 employees .....	D	64 459	19 641	1 954	104 303	135 877
	50 to 99 employees .....	D	81 339	20 921	916	3 484	24 695
	100 employees or more .....	D	124 896	37 409	3 376	11 517	52 124
<b>1711</b>	<b>Plumbing, heating, &amp; air-conditioning</b>						
	<b>Total</b> .....	<b>100 695</b>	<b>68 062</b>	<b>20 078</b>	<b>1 339</b>	<b>5 877</b>	<b>26 897</b>
	Establishments with an average of—						
	1 to 4 employees .....	5 133	2 361	1 380	3	184	1 134
	5 to 9 employees .....	D	6 543	1 836	37	404	2 684
	10 to 19 employees .....	D	7 853	2 092	114	199	2 690
	20 to 49 employees .....	D	17 029	5 086	354	3 505	9 552
	50 to 99 employees .....	D	18 532	5 729	382	922	3 976
	100 employees or more .....	17 372	15 744	3 955	449	663	6 861
<b>1721</b>	<b>Painting &amp; paper hanging</b>						
	<b>Total</b> .....	<b>11 454</b>	<b>9 407</b>	<b>2 313</b>	<b>104</b>	<b>609</b>	<b>4 636</b>
	Establishments with an average of—						
	1 to 4 employees .....	2 315	948	207	31	84	613
	5 to 9 employees .....	2 722	2 378	960	9	137	808
	10 to 19 employees .....	1 604	1 367	304	—	54	476
	20 to 49 employees .....	3 012	1 247	420	27	216	1 849
	50 to 99 employees .....	1 801	3 467	422	37	118	890
	100 employees or more .....	—	—	—	—	—	—

**Table 3. Selected Statistics for Establishments by Industry and Employment Size: 1997—Con.**

[Detail may not add to total because of rounding. For meaning of abbreviations and symbols, see introductory text. For explanation of terms, see Appendix A]

SIC code	Industry and employment size of establishment	Value added++ (\$1,000)	Payments for materials, components, supplies, electricity, and fuels (\$1,000)	Payments for construction work subcontracted to others (\$1,000)	Rental payments for machinery, equipment, and structures (\$1,000)	Capital expenditures, other than land (\$1,000)	End-of-year gross book value of depreciable assets (\$1,000)
<b>17</b>	<b>Special trade contractors—Con.</b>						
1731	Electrical work						
	<b>Total</b> .....	<b>168 631</b>	<b>109 264</b>	<b>36 983</b>	<b>2 952</b>	<b>106 951</b>	<b>148 539</b>
	Establishments with an average of—						
	1 to 4 employees .....	D	4 271	1 242	79	269	2 228
	5 to 9 employees .....	7 290	5 404	2 533	16	367	2 505
	10 to 19 employees .....	16 518	10 542	3 563	253	627	5 997
	20 to 49 employees .....	D	21 282	7 670	933	97 411	107 173
	50 to 99 employees .....	D	16 155	6 639	206	1 397	7 786
	100 employees or more .....	D	51 610	15 336	1 465	6 880	22 850
1741	Masonry, stone setting, & other stonework						
	<b>Total</b> .....	<b>D</b>	<b>6 712</b>	<b>997</b>	<b>58</b>	<b>167</b>	<b>1 873</b>
	Establishments with an average of—						
	1 to 4 employees .....	D	D	D	D	D	D
	5 to 9 employees .....	683	578	536	29	39	393
	10 to 19 employees .....	D	D	D	D	D	D
	20 to 49 employees .....	D	D	D	D	D	D
	50 to 99 employees .....	D	D	D	D	D	D
	100 employees or more .....	D	D	D	D	D	D
1742	Plastering, drywall, acoustical, & insulation work						
	<b>Total</b> .....	<b>D</b>	<b>24 859</b>	<b>10 828</b>	<b>598</b>	<b>1 037</b>	<b>10 467</b>
	Establishments with an average of—						
	1 to 4 employees .....	4 819	1 124	587	31	50	406
	5 to 9 employees .....	903	1 054	415	20	22	288
	10 to 19 employees .....	D	D	D	D	D	D
	20 to 49 employees .....	D	4 386	1 583	78	359	3 351
	50 to 99 employees .....	D	3 836	690	41	243	1 963
	100 employees or more .....	D	D	D	D	D	D
1743	Terrazzo, tile, marble, & mosaic work						
	<b>Total</b> .....	<b>D</b>	<b>1 287</b>	<b>29</b>	<b>26</b>	<b>285</b>	<b>1 207</b>
	Establishments with an average of—						
	1 to 4 employees .....	D	D	D	—	D	D
	5 to 9 employees .....	D	D	D	—	D	D
	10 to 19 employees .....	D	D	D	D	D	D
	20 to 49 employees .....	D	D	—	—	—	D
	50 to 99 employees .....	—	—	—	—	—	—
	100 employees or more .....	—	—	—	—	—	—
1751	Carpentry work						
	<b>Total</b> .....	<b>D</b>	<b>2 603</b>	<b>486</b>	<b>38</b>	<b>162</b>	<b>955</b>
	Establishments with an average of—						
	1 to 4 employees .....	D	D	D	D	D	D
	5 to 9 employees .....	469	152	50	16	60	148
	10 to 19 employees .....	D	D	D	D	D	D
	20 to 49 employees .....	D	D	D	—	D	D
	50 to 99 employees .....	D	D	D	D	—	D
	100 employees or more .....	—	—	—	—	—	—
1752	Floor laying & other floor, nec						
	<b>Total</b> .....	<b>D</b>	<b>2 193</b>	<b>1 282</b>	<b>65</b>	<b>404</b>	<b>1 615</b>
	Establishments with an average of—						
	1 to 4 employees .....	1 493	410	489	23	40	218
	5 to 9 employees .....	337	285	58	4	13	101
	10 to 19 employees .....	D	D	D	D	D	D
	20 to 49 employees .....	D	D	D	D	D	D
	50 to 99 employees .....	—	—	—	—	—	—
	100 employees or more .....	—	—	—	—	—	—
1761	Roofing, siding, & sheet metal work						
	<b>Total</b> .....	<b>24 657</b>	<b>15 372</b>	<b>3 834</b>	<b>127</b>	<b>1 006</b>	<b>5 551</b>
	Establishments with an average of—						
	1 to 4 employees .....	D	D	D	D	D	D
	5 to 9 employees .....	D	2 303	642	17	91	947
	10 to 19 employees .....	D	4 791	654	56	188	1 694
	20 to 49 employees .....	2 210	1 019	602	—	176	714
	50 to 99 employees .....	D	D	—	—	—	D
	100 employees or more .....	D	D	D	D	D	D
1771	Concrete work						
	<b>Total</b> .....	<b>D</b>	<b>34 191</b>	<b>7 572</b>	<b>870</b>	<b>2 356</b>	<b>11 046</b>
	Establishments with an average of—						
	1 to 4 employees .....	D	D	D	D	D	D
	5 to 9 employees .....	1 532	688	506	46	89	410
	10 to 19 employees .....	D	D	D	—	D	D
	20 to 49 employees .....	6 400	3 232	1 148	14	890	2 697
	50 to 99 employees .....	D	D	D	D	D	D
	100 employees or more .....	D	D	D	D	D	D

**Table 3. Selected Statistics for Establishments by Industry and Employment Size: 1997—Con.**

[Detail may not add to total because of rounding. For meaning of abbreviations and symbols, see introductory text. For explanation of terms, see Appendix A]

SIC code	Industry and employment size of establishment	Value added++ (\$1,000)	Payments for materials, components, supplies, electricity, and fuels (\$1,000)	Payments for construction work subcontracted to others (\$1,000)	Rental payments for machinery, equipment, and structures (\$1,000)	Capital expenditures, other than land (\$1,000)	End-of-year gross book value of depreciable assets (\$1,000)
<b>17</b>	<b>Special trade contractors—Con.</b>						
1781	Water well drilling						
	<b>Total</b> .....	<b>D</b>	<b>378</b>	<b>77</b>	<b>30</b>	<b>—</b>	<b>918</b>
	Establishments with an average of—						
	1 to 4 employees .....	—	—	—	—	—	—
	5 to 9 employees .....	D	D	D	D	—	D
	10 to 19 employees .....	D	D	—	D	—	D
	20 to 49 employees .....	—	—	—	—	—	—
	50 to 99 employees .....	—	—	—	—	—	—
	100 employees or more .....	—	—	—	—	—	—
1791	Structural steel erection						
	<b>Total</b> .....	<b>D</b>	<b>30 953</b>	<b>5 973</b>	<b>525</b>	<b>1 309</b>	<b>8 026</b>
	Establishments with an average of—						
	1 to 4 employees .....	D	D	D	D	D	D
	5 to 9 employees .....	D	D	D	D	D	D
	10 to 19 employees .....	D	1 099	813	16	35	589
	20 to 49 employees .....	D	2 577	653	223	563	1 737
	50 to 99 employees .....	D	20 127	2 008	30	390	2 981
	100 employees or more .....	D	D	D	D	D	D
1793	Glass & glazing work						
	<b>Total</b> .....	<b>D</b>	<b>1 523</b>	<b>307</b>	<b>34</b>	<b>122</b>	<b>756</b>
	Establishments with an average of—						
	1 to 4 employees .....	D	D	D	—	D	D
	5 to 9 employees .....	D	317	161	—	30	204
	10 to 19 employees .....	—	—	—	—	—	—
	20 to 49 employees .....	D	D	D	D	D	D
	50 to 99 employees .....	—	—	—	—	—	—
	100 employees or more .....	—	—	—	—	—	—
1794	Excavation work						
	<b>Total</b> .....	<b>D</b>	<b>11 242</b>	<b>3 980</b>	<b>244</b>	<b>2 350</b>	<b>13 009</b>
	Establishments with an average of—						
	1 to 4 employees .....	125	70	4	—	28	217
	5 to 9 employees .....	1 383	750	740	26	40	550
	10 to 19 employees .....	D	1 027	880	80	271	570
	20 to 49 employees .....	—	—	—	—	—	—
	50 to 99 employees .....	D	D	—	D	D	D
	100 employees or more .....	D	D	D	D	D	D
1795	Wrecking & demolition work						
	<b>Total</b> .....	<b>4 110</b>	<b>1 785</b>	<b>288</b>	<b>228</b>	<b>428</b>	<b>2 373</b>
	Establishments with an average of—						
	1 to 4 employees .....	D	D	D	D	D	D
	5 to 9 employees .....	D	D	D	—	—	—
	10 to 19 employees .....	2 042	1 173	71	6	363	1 637
	20 to 49 employees .....	D	D	—	D	D	D
	50 to 99 employees .....	—	—	—	—	—	—
	100 employees or more .....	—	—	—	—	—	—
1796	Installation or erection of building equipment, nec						
	<b>Total</b> .....	<b>D</b>	<b>18 628</b>	<b>6 195</b>	<b>267</b>	<b>715</b>	<b>8 492</b>
	Establishments with an average of—						
	1 to 4 employees .....	3 140	1 474	227	2	35	274
	5 to 9 employees .....	D	D	D	D	D	D
	10 to 19 employees .....	1 802	1 825	195	1	60	630
	20 to 49 employees .....	7 118	4 949	912	7	290	3 007
	50 to 99 employees .....	D	D	D	D	D	D
	100 employees or more .....	D	D	D	—	D	D
1799	Special trade contractors, nec						
	<b>Total</b> .....	<b>13 932</b>	<b>10 512</b>	<b>3 142</b>	<b>392</b>	<b>762</b>	<b>4 738</b>
	Establishments with an average of—						
	1 to 4 employees .....	D	D	D	D	D	D
	5 to 9 employees .....	D	D	D	D	D	D
	10 to 19 employees .....	D	1 706	99	193	40	980
	20 to 49 employees .....	D	4 044	646	24	361	1 687
	50 to 99 employees .....	D	D	D	—	D	D
	100 employees or more .....	—	—	—	—	—	—
<b>6552</b>	<b>Subdividers and developers, nec (ex cemeteries)</b>						
	<b>Total</b> .....	<b>D</b>	<b>16 901</b>	<b>31 501</b>	<b>954</b>	<b>2 708</b>	<b>18 130</b>
	Establishments with an average of—						
	1 to 4 employees .....	D	1 468	3 880	53	7	1 090
	5 to 9 employees .....	9 882	6 517	16 948	156	53	1 988
	10 to 19 employees .....	16 134	2 593	1 967	362	—	2 133
	20 to 49 employees .....	D	3 798	5 884	383	2 636	11 611
	50 to 99 employees .....	6 301	2 525	2 822	—	12	1 308
	100 employees or more .....	—	—	—	—	—	—

**Table 4. Selected Statistics for Establishments by Industry and Type of Corporation: 1997**

[Detail may not add to total because of rounding. For meaning of abbreviations and symbols, see introductory text. For explanation of terms, see Appendix A]

SIC code	Industry and legal form of organization	Establishments (number)	All employees+ (number)	Annual payroll, all employees (\$1,000)	Dollar value of business done (\$1,000)	Value of construction work (\$1,000)	Net value of construction work# (\$1,000)
	<b>CONSTRUCTION INDUSTRIES AND SUBDIVIDERS AND DEVELOPERS</b>						
	<b>Total .....</b>	<b>1 957</b>	<b>57 123</b>	<b>697 211</b>	<b>4 017 517</b>	<b>3 965 294</b>	<b>3 230 541</b>
	Establishments reporting legal form of organization—						
	Corporation .....	1 040	39 596	501 330	2 790 423	2 746 630	2 267 767
	Private .....	715	31 522	398 102	D	2 103 986	1 741 345
	Public .....	10	155	1 974	D	23 941	21 775
	Not reported .....	315	7 919	101 254	D	618 703	504 647
	Other .....	917	17 527	195 881	1 227 094	1 218 664	962 774
<b>15</b>	<b>General building contractors &amp; operative builders</b>						
	<b>Total .....</b>	<b>798</b>	<b>27 460</b>	<b>324 137</b>	<b>2 019 858</b>	<b>1 998 754</b>	<b>1 583 646</b>
	Establishments reporting legal form of organization—						
	Corporation .....	407	17 355	214 225	1 303 599	1 289 001	1 042 167
	Private .....	262	13 549	167 360	D	931 498	761 793
	Public .....	5	108	1 661	22 745	22 745	20 639
	Not reported .....	140	3 698	45 204	D	334 758	259 735
	Other .....	391	10 105	109 912	716 259	709 753	541 479
1521	Single-family housing construction						
	<b>Total .....</b>	<b>381</b>	<b>6 740</b>	<b>70 208</b>	<b>542 803</b>	<b>536 793</b>	<b>422 559</b>
	Establishments reporting legal form of organization—						
	Corporation .....	162	3 599	36 347	D	322 686	263 510
	Private .....	71	2 091	19 326	D	172 313	144 099
	Public .....	3	b	D	D	D	D
	Not reported .....	88	g	D	D	D	D
	Other .....	219	3 141	33 861	D	214 107	159 049
1522	Residential construction, nec						
	<b>Total .....</b>	<b>61</b>	<b>4 472</b>	<b>47 341</b>	<b>289 040</b>	<b>286 836</b>	<b>205 858</b>
	Establishments reporting legal form of organization—						
	Corporation .....	32	g	D	D	D	D
	Private .....	27	g	D	D	D	D
	Public .....	—	—	—	—	—	—
	Not reported .....	5	c	D	D	D	D
	Other .....	29	g	D	D	D	D
1531	Operative builders						
	<b>Total .....</b>	<b>59</b>	<b>1 704</b>	<b>23 830</b>	<b>217 180</b>	<b>215 358</b>	<b>178 396</b>
	Establishments reporting legal form of organization—						
	Corporation .....	25	g	D	D	D	D
	Private .....	14	f	D	D	D	D
	Public .....	1	b	D	D	D	D
	Not reported .....	10	c	D	D	D	D
	Other .....	34	f	D	D	D	D
1541	Industrial building & warehouses						
	<b>Total .....</b>	<b>96</b>	<b>5 015</b>	<b>68 789</b>	<b>297 738</b>	<b>289 628</b>	<b>240 752</b>
	Establishments reporting legal form of organization—						
	Corporation .....	60	h	D	D	D	D
	Private .....	48	h	D	D	D	D
	Public .....	—	—	—	—	—	—
	Not reported .....	12	e	D	D	D	D
	Other .....	36	f	D	D	D	D
1542	Nonresidential construction, nec						
	<b>Total .....</b>	<b>201</b>	<b>9 529</b>	<b>113 969</b>	<b>673 097</b>	<b>670 139</b>	<b>536 081</b>
	Establishments reporting legal form of organization—						
	Corporation .....	128	6 252	75 220	452 751	450 122	352 435
	Private .....	102	4 694	54 660	D	315 295	248 191
	Public .....	1	b	D	D	D	D
	Not reported .....	25	g	D	D	D	D
	Other .....	73	3 277	38 749	220 346	220 017	183 646

See footnotes at end of table.



**Table 4. Selected Statistics for Establishments by Industry and Type of Corporation: 1997—**  
**Con.**

[Detail may not add to total because of rounding. For meaning of abbreviations and symbols, see introductory text. For explanation of terms, see Appendix A]

SIC code	Industry and legal form of organization	Establishments (number)	All employees+ (number)	Annual payroll, all employees (\$1,000)	Dollar value of business done (\$1,000)	Value of construction work (\$1,000)	Net value of construction work# (\$1,000)
<b>16</b>	<b>Heavy construction other than building</b>						
	<b>Total .....</b>	<b>195</b>	<b>11 208</b>	<b>155 997</b>	<b>D</b>	<b>916 477</b>	<b>732 697</b>
	Establishments reporting legal form of organization—						
	Corporation .....	122	7 864	109 463	D	637 281	510 999
	Private .....	92	i	D	D	D	D
	Public .....	—	—	—	—	—	—
	Not reported .....	30	f	D	D	D	D
	Other .....	73	3 344	46 534	D	279 196	221 698
1611	Highway & street construction, excluding elevated highways						
	<b>Total .....</b>	<b>95</b>	<b>i</b>	<b>D</b>	<b>D</b>	<b>D</b>	<b>D</b>
	Establishments reporting legal form of organization—						
	Corporation .....	58	h	D	D	D	D
	Private .....	45	h	D	D	D	D
	Public .....	—	—	—	—	—	—
	Not reported .....	13	c	D	D	D	D
	Other .....	37	g	D	D	D	D
1622	Bridge, tunnel, & elevated highway construction						
	<b>Total .....</b>	<b>12</b>	<b>f</b>	<b>D</b>	<b>D</b>	<b>D</b>	<b>D</b>
	Establishments reporting legal form of organization—						
	Corporation .....	9	f	D	D	D	D
	Private .....	8	f	D	D	D	D
	Public .....	—	—	—	—	—	—
	Not reported .....	1	a	D	D	D	D
	Other .....	3	c	D	D	D	D
1623	Water, sewer, pipeline, & communications & power lines						
	<b>Total .....</b>	<b>45</b>	<b>2 105</b>	<b>27 568</b>	<b>192 313</b>	<b>180 075</b>	<b>136 341</b>
	Establishments reporting legal form of organization—						
	Corporation .....	24	1 087	11 733	D	73 895	52 769
	Private .....	16	f	D	D	D	D
	Public .....	—	—	—	—	—	—
	Not reported .....	8	b	D	D	D	D
	Other .....	21	1 018	15 835	D	106 180	83 572
1629	Heavy construction, nec						
	<b>Total .....</b>	<b>43</b>	<b>2 278</b>	<b>35 760</b>	<b>163 894</b>	<b>163 278</b>	<b>139 592</b>
	Establishments reporting legal form of organization—						
	Corporation .....	31	1 788	29 603	125 457	125 150	106 869
	Private .....	23	1 337	18 498	86 490	86 183	80 166
	Public .....	—	—	—	—	—	—
	Not reported .....	8	451	11 105	38 967	38 967	26 703
	Other .....	12	490	6 157	38 437	38 128	32 723
<b>17</b>	<b>Special trade contractors</b>						
	<b>Total .....</b>	<b>880</b>	<b>17 638</b>	<b>207 601</b>	<b>948 973</b>	<b>936 117</b>	<b>831 753</b>
	Establishments reporting legal form of organization—						
	Corporation .....	455	13 782	170 936	773 764	761 585	672 630
	Private .....	331	10 563	134 503	D	582 769	510 925
	Public .....	5	47	313	D	1 196	1 136
	Not reported .....	119	3 172	36 120	D	177 620	160 569
	Other .....	425	3 856	36 665	175 209	174 532	159 123
1711	Plumbing, heating, & air-conditioning						
	<b>Total .....</b>	<b>163</b>	<b>3 145</b>	<b>37 709</b>	<b>188 835</b>	<b>188 647</b>	<b>168 569</b>
	Establishments reporting legal form of organization—						
	Corporation .....	83	2 224	27 749	147 503	147 485	130 039
	Private .....	58	g	D	D	D	D
	Public .....	—	—	—	—	—	—
	Not reported .....	25	e	D	D	D	D
	Other .....	80	921	9 960	41 332	41 162	38 530
1721	Painting & paper hanging						
	<b>Total .....</b>	<b>64</b>	<b>651</b>	<b>6 182</b>	<b>23 174</b>	<b>23 174</b>	<b>20 861</b>
	Establishments reporting legal form of organization—						
	Corporation .....	32	488	5 019	16 576	16 576	15 014
	Private .....	20	370	4 155	12 508	12 508	11 350
	Public .....	2	b	D	D	D	D
	Not reported .....	10	b	D	D	D	D
	Other .....	32	163	1 163	6 598	6 598	5 847

See footnotes at end of table.

**Table 4. Selected Statistics for Establishments by Industry and Type of Corporation: 1997—  
Con.**

[Detail may not add to total because of rounding. For meaning of abbreviations and symbols, see introductory text. For explanation of terms, see Appendix A]

SIC code	Industry and legal form of organization	Establishments (number)	All employees+ (number)	Annual payroll, all employees (\$1,000)	Dollar value of business done (\$1,000)	Value of construction work (\$1,000)	Net value of construction work# (\$1,000)
<b>17</b>	<b>Special trade contractors—Con.</b>						
1731	Electrical work						
	<b>Total .....</b>	<b>240</b>	<b>5 779</b>	<b>72 947</b>	<b>314 878</b>	<b>314 384</b>	<b>277 401</b>
	Establishments reporting legal form of organization—						
	Corporation .....	124	h	D	D	D	D
	Private .....	88	h	D	D	D	D
	Public .....	1	a	D	D	D	D
	Not reported .....	35	g	D	D	D	D
	Other .....	116	g	D	D	D	D
1741	Masonry, stone setting, & other stonework						
	<b>Total .....</b>	<b>16</b>	<b>289</b>	<b>3 398</b>	<b>D</b>	<b>15 257</b>	<b>14 260</b>
	Establishments reporting legal form of organization—						
	Corporation .....	8	c	D	D	D	D
	Private .....	3	c	D	D	D	D
	Public .....	—	—	—	—	—	—
	Not reported .....	5	b	D	D	D	D
	Other .....	8	b	D	D	D	D
1742	Plastering, drywall, acoustical, & insulation work						
	<b>Total .....</b>	<b>44</b>	<b>1 776</b>	<b>20 009</b>	<b>D</b>	<b>77 272</b>	<b>66 444</b>
	Establishments reporting legal form of organization—						
	Corporation .....	23	g	D	D	D	D
	Private .....	16	1 067	13 524	D	43 063	35 033
	Public .....	—	—	—	—	—	—
	Not reported .....	7	e	D	D	D	D
	Other .....	21	e	D	D	D	D
1743	Terrazzo, tile, marble, & mosaic work						
	<b>Total .....</b>	<b>8</b>	<b>107</b>	<b>1 202</b>	<b>D</b>	<b>5 281</b>	<b>5 252</b>
	Establishments reporting legal form of organization—						
	Corporation .....	5	b	D	D	D	D
	Private .....	5	b	D	D	D	D
	Public .....	—	—	—	—	—	—
	Not reported .....	—	—	—	—	—	—
	Other .....	3	a	D	D	D	D
1751	Carpentry work						
	<b>Total .....</b>	<b>29</b>	<b>201</b>	<b>1 457</b>	<b>D</b>	<b>5 964</b>	<b>5 478</b>
	Establishments reporting legal form of organization—						
	Corporation .....	6	120	941	3 700	3 700	3 502
	Private .....	6	120	941	3 700	3 700	3 502
	Public .....	—	—	—	—	—	—
	Not reported .....	—	—	—	—	—	—
	Other .....	23	81	516	D	2 264	1 976
1752	Floor laying & other floor, nec						
	<b>Total .....</b>	<b>17</b>	<b>138</b>	<b>1 422</b>	<b>D</b>	<b>9 762</b>	<b>8 480</b>
	Establishments reporting legal form of organization—						
	Corporation .....	9	b	D	D	D	D
	Private .....	6	b	D	D	D	D
	Public .....	—	—	—	—	—	—
	Not reported .....	3	b	D	D	D	D
	Other .....	8	b	D	D	D	D
1761	Roofing, siding, & sheet metal work						
	<b>Total .....</b>	<b>66</b>	<b>840</b>	<b>7 718</b>	<b>43 863</b>	<b>43 102</b>	<b>39 268</b>
	Establishments reporting legal form of organization—						
	Corporation .....	41	f	D	D	D	D
	Private .....	34	f	D	D	D	D
	Public .....	—	—	—	—	—	—
	Not reported .....	7	c	D	D	D	D
	Other .....	25	c	D	D	D	D
1771	Concrete work						
	<b>Total .....</b>	<b>51</b>	<b>1 863</b>	<b>21 197</b>	<b>D</b>	<b>72 528</b>	<b>64 956</b>
	Establishments reporting legal form of organization—						
	Corporation .....	22	g	D	D	D	D
	Private .....	17	g	D	D	D	D
	Public .....	—	—	—	—	—	—
	Not reported .....	5	b	D	D	D	D
	Other .....	29	c	D	D	D	D

See footnotes at end of table.

**Table 4. Selected Statistics for Establishments by Industry and Type of Corporation: 1997—**  
**Con.**

[Detail may not add to total because of rounding. For meaning of abbreviations and symbols, see introductory text. For explanation of terms, see Appendix A]

SIC code	Industry and legal form of organization	Establishments (number)	All employees+ (number)	Annual payroll, all employees (\$1,000)	Dollar value of business done (\$1,000)	Value of construction work (\$1,000)	Net value of construction work# (\$1,000)
<b>17</b>	<b>Special trade contractors—Con.</b>						
1781	Water well drilling						
	<b>Total</b> .....	<b>3</b>	<b>22</b>	<b>359</b>	<b>D</b>	<b>1 375</b>	<b>1 298</b>
	Establishments reporting legal form of organization—						
	Corporation .....	3	22	359	D	1 375	1 298
	Private .....	3	22	359	D	1 375	1 298
	Public .....	—	—	—	—	—	—
	Not reported .....	—	—	—	—	—	—
	Other .....	—	—	—	—	—	—
1791	Structural steel erection						
	<b>Total</b> .....	<b>37</b>	<b>843</b>	<b>10 822</b>	<b>D</b>	<b>60 201</b>	<b>54 228</b>
	Establishments reporting legal form of organization—						
	Corporation .....	22	f	D	D	D	D
	Private .....	14	406	5 793	D	35 288	32 109
	Public .....	—	—	—	—	—	—
	Not reported .....	8	e	D	D	D	D
	Other .....	15	b	D	D	D	D
1793	Glass & glazing work						
	<b>Total</b> .....	<b>11</b>	<b>78</b>	<b>629</b>	<b>D</b>	<b>4 021</b>	<b>3 714</b>
	Establishments reporting legal form of organization—						
	Corporation .....	5	b	D	D	D	D
	Private .....	4	54	445	D	2 904	2 751
	Public .....	—	—	—	—	—	—
	Not reported .....	1	a	D	D	D	D
	Other .....	6	a	D	D	D	D
1794	Excavation work						
	<b>Total</b> .....	<b>16</b>	<b>525</b>	<b>5 867</b>	<b>D</b>	<b>32 060</b>	<b>28 080</b>
	Establishments reporting legal form of organization—						
	Corporation .....	5	e	D	D	D	D
	Private .....	5	e	D	D	D	D
	Public .....	—	—	—	—	—	—
	Not reported .....	—	—	—	—	—	—
	Other .....	11	c	D	D	D	D
1795	Wrecking & demolition work						
	<b>Total</b> .....	<b>7</b>	<b>71</b>	<b>960</b>	<b>6 183</b>	<b>6 183</b>	<b>5 895</b>
	Establishments reporting legal form of organization—						
	Corporation .....	6	b	D	D	D	D
	Private .....	5	49	727	4 946	4 946	4 871
	Public .....	—	—	—	—	—	—
	Not reported .....	1	a	D	D	D	D
	Other .....	1	a	D	D	D	D
1796	Installation or erection of building equipment, nec						
	<b>Total</b> .....	<b>33</b>	<b>738</b>	<b>9 923</b>	<b>D</b>	<b>49 423</b>	<b>43 228</b>
	Establishments reporting legal form of organization—						
	Corporation .....	29	f	D	D	D	D
	Private .....	26	611	8 864	D	41 572	35 906
	Public .....	1	a	D	D	D	D
	Not reported .....	2	b	D	D	D	D
	Other .....	4	b	D	D	D	D
1799	Special trade contractors, nec						
	<b>Total</b> .....	<b>75</b>	<b>572</b>	<b>5 800</b>	<b>27 586</b>	<b>27 483</b>	<b>24 341</b>
	Establishments reporting legal form of organization—						
	Corporation .....	32	e	D	D	D	D
	Private .....	21	e	D	D	D	D
	Public .....	1	a	D	D	D	D
	Not reported .....	10	b	D	D	D	D
	Other .....	43	c	D	D	D	D
6552	Subdividers and developers, nec (ex cemeteries)						
	<b>Total</b> .....	<b>84</b>	<b>817</b>	<b>9 476</b>	<b>D</b>	<b>113 946</b>	<b>82 445</b>
	Establishments reporting legal form of organization—						
	Corporation .....	56	595	6 706	D	58 763	41 971
	Private .....	30	e	D	D	D	D
	Public .....	—	—	—	—	—	—
	Not reported .....	26	e	D	D	D	D
	Other .....	28	222	2 770	D	55 183	40 474

See footnotes at end of table.

Table 4. **Selected Statistics for Establishments by Industry and Type of Corporation: 1997—**  
**Con.**

[Detail may not add to total because of rounding. For meaning of abbreviations and symbols, see introductory text. For explanation of terms, see Appendix A]

SIC code	Industry and legal form of organization	Value added++ (\$1,000)	Payments for materials, components, supplies, electricity, and fuels (\$1,000)	Payments for construction work subcontracted to others (\$1,000)	Rental payments for machinery, equipment, and structures (\$1,000)	Capital expenditures, other than land (\$1,000)	End-of-year gross book value of depreciable assets (\$1,000)
	<b>CONSTRUCTION INDUSTRIES AND SUBDIVIDERS AND DEVELOPERS</b>						
	<b>Total .....</b>	<b>2 106 326</b>	<b>1 175 755</b>	<b>734 753</b>	<b>90 261</b>	<b>204 242</b>	<b>781 470</b>
	Establishments reporting legal form of organization—						
	Corporation .....	1 476 297	835 029	478 863	50 569	169 878	559 660
	Private .....	D	650 296	362 641	45 255	153 000	440 634
	Public .....	D	5 528	2 166	68	1 620	9 898
	Not reported .....	D	179 205	114 056	5 246	15 258	109 128
	Other .....	630 029	340 726	255 890	39 692	34 364	221 810
15	<b>General building contractors &amp; operative builders</b>						
	<b>Total .....</b>	<b>1 055 104</b>	<b>549 646</b>	<b>415 108</b>	<b>51 287</b>	<b>48 451</b>	<b>313 876</b>
	Establishments reporting legal form of organization—						
	Corporation .....	695 297	361 468	246 834	16 984	27 926	183 109
	Private .....	D	259 746	169 705	13 458	18 380	118 563
	Public .....	15 350	5 289	2 106	53	1 593	9 723
	Not reported .....	D	96 433	75 023	3 473	7 953	54 823
	Other .....	359 807	188 178	168 274	34 303	20 525	130 767
1521	Single-family housing construction						
	<b>Total .....</b>	<b>279 783</b>	<b>148 786</b>	<b>114 234</b>	<b>8 188</b>	<b>14 206</b>	<b>93 217</b>
	Establishments reporting legal form of organization—						
	Corporation .....	D	86 542	59 176	5 651	9 621	60 064
	Private .....	D	38 316	28 214	4 034	4 591	26 988
	Public .....	D	D	D	D	D	D
	Not reported .....	D	D	D	D	D	D
	Other .....	D	62 244	55 058	2 537	4 585	33 153
1522	Residential construction, nec						
	<b>Total .....</b>	<b>125 730</b>	<b>82 332</b>	<b>80 978</b>	<b>3 108</b>	<b>5 551</b>	<b>43 021</b>
	Establishments reporting legal form of organization—						
	Corporation .....	D	D	D	D	D	D
	Private .....	D	D	D	D	D	D
	Public .....	D	D	D	D	D	D
	Not reported .....	D	D	D	D	D	D
	Other .....	D	D	D	D	D	D
1531	Operative builders						
	<b>Total .....</b>	<b>149 679</b>	<b>30 539</b>	<b>36 962</b>	<b>1 354</b>	<b>8 450</b>	<b>47 993</b>
	Establishments reporting legal form of organization—						
	Corporation .....	D	D	D	D	D	D
	Private .....	D	D	D	D	D	D
	Public .....	D	D	D	D	D	D
	Not reported .....	D	D	D	D	D	D
	Other .....	D	D	D	D	D	D
1541	Industrial building & warehouses						
	<b>Total .....</b>	<b>148 783</b>	<b>100 079</b>	<b>48 876</b>	<b>2 459</b>	<b>4 122</b>	<b>35 349</b>
	Establishments reporting legal form of organization—						
	Corporation .....	D	D	D	D	D	D
	Private .....	D	D	D	D	D	D
	Public .....	D	D	D	D	D	D
	Not reported .....	D	D	D	D	D	D
	Other .....	D	D	D	D	D	D
1542	Nonresidential construction, nec						
	<b>Total .....</b>	<b>351 129</b>	<b>187 910</b>	<b>134 058</b>	<b>36 178</b>	<b>16 122</b>	<b>94 296</b>
	Establishments reporting legal form of organization—						
	Corporation .....	232 061	123 003	97 687	6 686	9 789	50 053
	Private .....	D	90 798	67 104	5 313	7 807	36 536
	Public .....	D	D	D	D	D	D
	Not reported .....	D	D	D	D	D	D
	Other .....	119 068	64 907	36 371	29 492	6 333	44 243

See footnotes at end of table.

Table 4. **Selected Statistics for Establishments by Industry and Type of Corporation: 1997—**  
**Con.**

[Detail may not add to total because of rounding. For meaning of abbreviations and symbols, see introductory text. For explanation of terms, see Appendix A]

SIC code	Industry and legal form of organization	Value added+++ (\$1,000)	Payments for materials, components, supplies, electricity, and fuels (\$1,000)	Payments for construction work subcontracted to others (\$1,000)	Rental payments for machinery, equipment, and structures (\$1,000)	Capital expenditures, other than land (\$1,000)	End-of-year gross book value of depreciable assets (\$1,000)
<b>16</b>	<b>Heavy construction other than building</b>						
	<b>Total .....</b>	<b>D</b>	<b>260 237</b>	<b>183 780</b>	<b>30 123</b>	<b>28 543</b>	<b>198 366</b>
	Establishments reporting legal form of organization—						
	Corporation .....	D	175 084	126 282	26 587	21 422	143 188
	Private .....	D	D	D	D	D	D
	Public .....	D	—	—	—	—	—
	Not reported .....	D	D	D	D	D	D
	Other .....	D	85 153	57 498	3 536	7 121	55 178
1611	Highway & street construction, excluding elevated highways						
	<b>Total .....</b>	<b>D</b>	<b>D</b>	<b>D</b>	<b>D</b>	<b>D</b>	<b>D</b>
	Establishments reporting legal form of organization—						
	Corporation .....	D	D	D	D	D	D
	Private .....	D	D	D	D	D	D
	Public .....	D	—	—	—	—	—
	Not reported .....	D	D	D	D	D	D
	Other .....	D	D	D	D	D	D
1622	Bridge, tunnel, & elevated highway construction						
	<b>Total .....</b>	<b>D</b>	<b>D</b>	<b>D</b>	<b>D</b>	<b>D</b>	<b>D</b>
	Establishments reporting legal form of organization—						
	Corporation .....	D	D	D	D	D	D
	Private .....	D	D	D	D	D	D
	Public .....	D	—	—	—	—	—
	Not reported .....	D	D	D	D	D	D
	Other .....	D	D	D	D	D	D
1623	Water, sewer, pipeline, & communications & power lines						
	<b>Total .....</b>	<b>100 993</b>	<b>47 586</b>	<b>43 734</b>	<b>1 820</b>	<b>7 512</b>	<b>35 983</b>
	Establishments reporting legal form of organization—						
	Corporation .....	D	14 833	21 126	1 042	3 724	20 441
	Private .....	D	D	D	D	D	D
	Public .....	D	—	—	—	—	—
	Not reported .....	D	D	D	D	D	D
	Other .....	D	32 753	22 608	778	3 788	15 542
1629	Heavy construction, nec						
	<b>Total .....</b>	<b>100 314</b>	<b>39 894</b>	<b>23 686</b>	<b>3 573</b>	<b>9 973</b>	<b>46 543</b>
	Establishments reporting legal form of organization—						
	Corporation .....	77 780	29 396	18 281	3 233	8 013	37 255
	Private .....	57 834	22 639	6 017	1 936	7 831	31 845
	Public .....	—	—	—	—	—	—
	Not reported .....	19 946	6 757	12 264	1 297	182	5 410
	Other .....	22 534	10 498	5 405	340	1 960	9 288
<b>17</b>	<b>Special trade contractors</b>						
	<b>Total .....</b>	<b>495 638</b>	<b>348 971</b>	<b>104 364</b>	<b>7 897</b>	<b>124 540</b>	<b>251 098</b>
	Establishments reporting legal form of organization—						
	Corporation .....	397 646	287 163	88 955	6 641	119 922	222 057
	Private .....	D	221 593	71 844	6 501	116 376	192 108
	Public .....	D	239	60	15	27	175
	Not reported .....	D	65 331	17 051	125	3 519	29 774
	Other .....	97 992	61 808	15 409	1 256	4 618	29 041
1711	Plumbing, heating, & air-conditioning						
	<b>Total .....</b>	<b>100 695</b>	<b>68 062</b>	<b>20 078</b>	<b>1 339</b>	<b>5 877</b>	<b>26 897</b>
	Establishments reporting legal form of organization—						
	Corporation .....	76 361	53 696	17 446	1 063	4 725	20 364
	Private .....	D	D	D	D	D	D
	Public .....	D	—	—	—	—	—
	Not reported .....	D	D	D	D	D	D
	Other .....	24 334	14 366	2 632	276	1 152	6 533
1721	Painting & paper hanging						
	<b>Total .....</b>	<b>11 454</b>	<b>9 407</b>	<b>2 313</b>	<b>104</b>	<b>609</b>	<b>4 636</b>
	Establishments reporting legal form of organization—						
	Corporation .....	7 959	7 055	1 562	92	497	3 673
	Private .....	5 709	5 641	1 158	82	409	3 078
	Public .....	D	D	D	D	D	D
	Not reported .....	D	D	D	D	D	D
	Other .....	3 495	2 352	751	12	112	963

See footnotes at end of table.

**Table 4. Selected Statistics for Establishments by Industry and Type of Corporation: 1997—**  
**Con.**

[Detail may not add to total because of rounding. For meaning of abbreviations and symbols, see introductory text. For explanation of terms, see Appendix A]

SIC code	Industry and legal form of organization	Value added+++ (\$1,000)	Payments for materials, components, supplies, electricity, and fuels (\$1,000)	Payments for construction work subcontracted to others (\$1,000)	Rental payments for machinery, equipment, and structures (\$1,000)	Capital expenditures, other than land (\$1,000)	End-of-year gross book value of depreciable assets (\$1,000)
<b>17</b>	<b>Special trade contractors—Con.</b>						
1731	Electrical work						
	<b>Total</b> .....	<b>168 631</b>	<b>109 264</b>	<b>36 983</b>	<b>2 952</b>	<b>106 951</b>	<b>148 539</b>
	Establishments reporting legal form of organization—						
	Corporation .....	D	D	D	D	D	D
	Private .....	D	D	D	D	D	D
	Public .....	D	D	—	D	D	D
	Not reported .....	D	D	D	D	D	D
	Other .....	D	D	D	D	D	D
1741	Masonry, stone setting, & other stonework						
	<b>Total</b> .....	<b>D</b>	<b>6 712</b>	<b>997</b>	<b>58</b>	<b>167</b>	<b>1 873</b>
	Establishments reporting legal form of organization—						
	Corporation .....	D	D	D	D	D	D
	Private .....	D	D	D	D	D	D
	Public .....	—	—	—	—	—	—
	Not reported .....	D	D	D	D	D	D
	Other .....	D	D	D	D	D	D
1742	Plastering, drywall, acoustical, & insulation work						
	<b>Total</b> .....	<b>D</b>	<b>24 859</b>	<b>10 828</b>	<b>598</b>	<b>1 037</b>	<b>10 467</b>
	Establishments reporting legal form of organization—						
	Corporation .....	D	D	D	D	D	D
	Private .....	D	14 113	8 030	508	387	4 302
	Public .....	—	—	—	—	—	—
	Not reported .....	D	D	D	D	D	D
	Other .....	D	D	D	D	D	D
1743	Terrazzo, tile, marble, & mosaic work						
	<b>Total</b> .....	<b>D</b>	<b>1 287</b>	<b>29</b>	<b>26</b>	<b>285</b>	<b>1 207</b>
	Establishments reporting legal form of organization—						
	Corporation .....	D	D	D	D	D	D
	Private .....	D	D	D	D	D	D
	Public .....	—	—	—	—	—	—
	Not reported .....	—	—	—	—	—	—
	Other .....	D	D	D	—	D	D
1751	Carpentry work						
	<b>Total</b> .....	<b>D</b>	<b>2 603</b>	<b>486</b>	<b>38</b>	<b>162</b>	<b>955</b>
	Establishments reporting legal form of organization—						
	Corporation .....	1 915	1 587	198	20	104	553
	Private .....	1 915	1 587	198	20	104	553
	Public .....	—	—	—	—	—	—
	Not reported .....	—	—	—	—	—	—
	Other .....	D	1 016	288	18	58	402
1752	Floor laying & other floor, nec						
	<b>Total</b> .....	<b>D</b>	<b>2 193</b>	<b>1 282</b>	<b>65</b>	<b>404</b>	<b>1 615</b>
	Establishments reporting legal form of organization—						
	Corporation .....	D	D	D	D	D	D
	Private .....	D	D	D	D	D	D
	Public .....	—	—	—	—	—	—
	Not reported .....	D	D	D	—	D	D
	Other .....	D	D	D	D	D	D
1761	Roofing, siding, & sheet metal work						
	<b>Total</b> .....	<b>24 657</b>	<b>15 372</b>	<b>3 834</b>	<b>127</b>	<b>1 006</b>	<b>5 551</b>
	Establishments reporting legal form of organization—						
	Corporation .....	D	D	D	D	D	D
	Private .....	D	D	D	D	D	D
	Public .....	—	—	—	—	—	—
	Not reported .....	D	D	D	D	D	D
	Other .....	D	D	D	D	D	D
1771	Concrete work						
	<b>Total</b> .....	<b>D</b>	<b>34 191</b>	<b>7 572</b>	<b>870</b>	<b>2 356</b>	<b>11 046</b>
	Establishments reporting legal form of organization—						
	Corporation .....	D	D	D	D	D	D
	Private .....	D	D	D	D	D	D
	Public .....	—	—	—	—	—	—
	Not reported .....	D	D	D	—	D	D
	Other .....	D	D	D	D	D	D

See footnotes at end of table.

**Table 4. Selected Statistics for Establishments by Industry and Type of Corporation: 1997—**  
**Con.**

[Detail may not add to total because of rounding. For meaning of abbreviations and symbols, see introductory text. For explanation of terms, see Appendix A]

SIC code	Industry and legal form of organization	Value added+++ (\$1,000)	Payments for materials, components, supplies, electricity, and fuels (\$1,000)	Payments for construction work subcontracted to others (\$1,000)	Rental payments for machinery, equipment, and structures (\$1,000)	Capital expenditures, other than land (\$1,000)	End-of-year gross book value of depreciable assets (\$1,000)
<b>17</b>	<b>Special trade contractors—Con.</b>						
1781	Water well drilling						
	<b>Total</b> .....	<b>D</b>	<b>378</b>	<b>77</b>	<b>30</b>	<b>—</b>	<b>918</b>
	Establishments reporting legal form of organization—						
	Corporation .....	D	378	77	30	—	918
	Private .....	D	378	77	30	—	918
	Public .....	—	—	—	—	—	—
	Not reported .....	—	—	—	—	—	—
	Other .....	—	—	—	—	—	—
1791	Structural steel erection						
	<b>Total</b> .....	<b>D</b>	<b>30 953</b>	<b>5 973</b>	<b>525</b>	<b>1 309</b>	<b>8 026</b>
	Establishments reporting legal form of organization—						
	Corporation .....	D	D	D	D	D	D
	Private .....	D	21 824	3 179	356	795	4 087
	Public .....	—	—	—	—	—	—
	Not reported .....	D	D	D	D	D	D
	Other .....	D	D	D	D	D	D
1793	Glass & glazing work						
	<b>Total</b> .....	<b>D</b>	<b>1 523</b>	<b>307</b>	<b>34</b>	<b>122</b>	<b>756</b>
	Establishments reporting legal form of organization—						
	Corporation .....	D	D	D	D	D	D
	Private .....	D	1 176	153	34	91	541
	Public .....	—	—	—	—	—	—
	Not reported .....	D	D	D	—	D	D
	Other .....	D	D	D	—	D	D
1794	Excavation work						
	<b>Total</b> .....	<b>D</b>	<b>11 242</b>	<b>3 980</b>	<b>244</b>	<b>2 350</b>	<b>13 009</b>
	Establishments reporting legal form of organization—						
	Corporation .....	D	D	D	D	D	D
	Private .....	D	D	D	D	D	D
	Public .....	—	—	—	—	—	—
	Not reported .....	D	D	D	—	D	D
	Other .....	D	D	D	D	D	D
1795	Wrecking & demolition work						
	<b>Total</b> .....	<b>4 110</b>	<b>1 785</b>	<b>288</b>	<b>228</b>	<b>428</b>	<b>2 373</b>
	Establishments reporting legal form of organization—						
	Corporation .....	D	D	D	D	D	D
	Private .....	3 559	1 312	75	228	415	2 270
	Public .....	—	—	—	—	—	—
	Not reported .....	D	D	D	—	D	D
	Other .....	D	D	D	—	—	—
1796	Installation or erection of building equipment, nec						
	<b>Total</b> .....	<b>D</b>	<b>18 628</b>	<b>6 195</b>	<b>267</b>	<b>715</b>	<b>8 492</b>
	Establishments reporting legal form of organization—						
	Corporation .....	D	D	D	D	D	D
	Private .....	D	16 417	5 666	263	652	7 872
	Public .....	D	D	D	D	—	D
	Not reported .....	D	D	D	—	D	D
	Other .....	D	D	D	D	D	D
1799	Special trade contractors, nec						
	<b>Total</b> .....	<b>13 932</b>	<b>10 512</b>	<b>3 142</b>	<b>392</b>	<b>762</b>	<b>4 738</b>
	Establishments reporting legal form of organization—						
	Corporation .....	D	D	D	D	D	D
	Private .....	D	D	D	D	D	D
	Public .....	D	D	D	—	D	D
	Not reported .....	D	D	D	—	D	D
	Other .....	D	D	D	D	D	D

See footnotes at end of table.

Table 4. **Selected Statistics for Establishments by Industry and Type of Corporation: 1997—**  
**Con.**

[Detail may not add to total because of rounding. For meaning of abbreviations and symbols, see introductory text. For explanation of terms, see Appendix A]

SIC code	Industry and legal form of organization	Value added+++ (\$1,000)	Payments for materials, components, supplies, electricity, and fuels (\$1,000)	Payments for construction work subcontracted to others (\$1,000)	Rental payments for machinery, equipment, and structures (\$1,000)	Capital expenditures, other than land (\$1,000)	End-of-year gross book value of depreciable assets (\$1,000)
<b>6552</b>	<b>Subdividers and developers, nec (ex cemeteries)</b>						
	<b>Total .....</b>	<b>D</b>	<b>16 901</b>	<b>31 501</b>	<b>954</b>	<b>2 708</b>	<b>18 130</b>
	Establishments reporting legal form of organization—						
	Corporation—						
	Private .....	D	11 314	16 792	357	608	11 306
	Public .....	D	D	D	D	D	D
	Not reported .....	—	—	—	—	—	—
	Other .....	D	D	D	D	D	D
		D	5 587	14 709	597	2 100	6 824

Note: The "Other" category includes establishments whose legal form of organization was other than corporation.



**Table 5. Basic Statistics for Establishments by Industry and Selected Municipios: 1997**

[Detail may not add to total because of rounding. For meaning of abbreviations and symbols, see introductory text. For explanation of terms, see Appendix A]

SIC code	Industry and geographic area	Establishments (number)	All employees+ (number)	Payroll, all employees (\$1,000)	Value of construction work (\$1,000)	Value added++ (\$1,000)
<b>CONSTRUCTION INDUSTRIES AND SUBDIVIDERS AND DEVELOPERS</b>						
	Puerto Rico .....	1 957	57 123	697 211	3 965 294	2 106 326
	Adjuntas, PR .....	5	88	632	2 746	1 669
	Aguada, PR .....	29	426	3 542	21 161	D
	Aguadilla, PR .....	21	289	5 194	19 487	D
	Aguas Buenas, PR .....	7	56	753	3 925	D
	Aibonito, PR .....	8	102	963	4 974	2 204
	Añasco, PR .....	14	280	2 833	10 949	D
	Arecibo, PR .....	28	303	4 050	35 308	27 089
	Arroyo, PR .....	5	41	248	1 164	416
	Barceloneta, PR .....	16	498	6 049	20 298	D
	Barranquitas, PR .....	27	e	D	D	D
	Bayamón, PR .....	127	2 290	24 607	142 833	D
	Cabo Rojo, PR .....	17	286	3 761	14 130	D
	Caguas, PR .....	76	1 297	13 457	76 880	D
	Camuy, PR .....	16	296	2 140	9 325	3 891
	Canóvanas, PR .....	9	80	733	6 090	4 501
	Carolina, PR .....	96	2 042	24 192	128 708	53 586
	Cataño, PR .....	14	412	5 554	30 509	19 127
	Cayey, PR .....	15	85	778	4 177	2 229
	Celba, PR .....	3	7	79	593	407
	Ciales, PR .....	10	86	705	4 712	3 152
	Cidra, PR .....	15	119	903	4 228	2 134
	Coamo, PR .....	14	248	2 402	10 092	D
	Comerio, PR .....	5	31	283	1 672	D
	Corozal, PR .....	14	79	722	4 888	2 345
	Culebra, PR .....	1	a	D	D	D
	Dorado, PR .....	12	245	2 975	22 909	D
	Fajardo, PR .....	14	369	4 439	25 295	10 676
	Florida, PR .....	3	b	D	D	D
	Guánica, PR .....	7	171	2 232	7 247	1 490
	Guayama, PR .....	16	212	1 600	13 814	D
	Guayanilla, PR .....	2	b	D	D	D
	Guaynabo, PR .....	120	8 811	131 001	704 653	392 176
	Gurabo, PR .....	11	297	3 009	14 938	D
	Hatillo, PR .....	14	240	2 592	10 239	5 079
	Hormigueros, PR .....	7	543	4 689	18 427	D
	Humacao, PR .....	27	389	4 299	19 964	D
	Isabela, PR .....	14	108	939	5 308	2 922
	Jayuya, PR .....	8	c	D	D	D
	Juana Díaz, PR .....	17	127	1 126	10 276	D
	Juncos, PR .....	13	361	2 854	13 790	5 435
	Lajas, PR .....	13	695	7 881	32 006	14 042
	Lares, PR .....	9	90	614	2 317	D
	Las Marías, PR .....	6	57	636	3 557	1 829
	Las Piedras, PR .....	21	969	10 791	94 810	D
	Loiza, PR .....	3	b	D	D	D
	Luquillo, PR .....	4	31	285	1 920	D
	Manatí, PR .....	14	280	2 595	9 701	D
	Maricao, PR .....	3	13	89	562	243
	Maunabo, PR .....	2	a	D	D	D
	Mayagüez, PR .....	68	2 491	25 567	139 386	67 833
	Moca, PR .....	34	429	3 966	17 240	D
	Morovis, PR .....	10	112	1 201	10 497	8 622
	Naguabo, PR .....	22	572	3 654	22 265	12 017
	Naranjito, PR .....	21	600	5 918	32 114	D
	Orocovis, PR .....	10	73	678	4 147	3 124
	Patillas, PR .....	6	75	799	4 956	2 443
	Peñuelas, PR .....	10	871	13 346	26 236	D
	Ponce, PR .....	96	3 591	43 334	232 278	133 932
	Quebradillas, PR .....	9	153	1 448	8 098	3 676
	Rincón, PR .....	7	23	243	2 107	D
	Río Grande, PR .....	9	40	470	2 545	D
	Sabana Grande, PR .....	7	83	993	5 375	2 482
	Salinas, PR .....	3	b	D	D	D
	San Germán, PR .....	15	414	4 455	15 342	8 433
	San Juan, PR .....	472	18 517	235 522	1 497 328	807 288
	San Lorenzo, PR .....	11	220	2 640	15 147	7 349
	San Sebastián, PR .....	25	227	1 857	9 660	D
	Santa Isabel, PR .....	5	258	2 564	14 677	D
	Toa Alta, PR .....	12	55	479	2 462	1 197
	Toa Baja, PR .....	40	1 124	14 351	95 313	D
	Trujillo Alto, PR .....	38	1 766	25 561	128 964	D
	Utua, PR .....	3	15	142	550	274
	Vega Alta, PR .....	9	214	2 510	12 213	D
	Vega Baja, PR .....	26	672	6 172	31 747	D
	Vieques, PR .....	3	b	D	D	D
	Villaiba, PR .....	12	b	D	D	D
	Yabucoa, PR .....	8	146	1 652	8 847	3 657
	Yauco, PR .....	14	141	1 529	10 814	6 212

**Table 5. Basic Statistics for Establishments by Industry and Selected Municipios: 1997—Con.**

[Detail may not add to total because of rounding. For meaning of abbreviations and symbols, see introductory text. For explanation of terms, see Appendix A]

SIC code	Industry and geographic area	Establishments (number)	All employees+ (number)	Payroll, all employees (\$1,000)	Value of construction work (\$1,000)	Value added++ (\$1,000)
<b>1521</b>	<b>Single-family housing construction</b>					
	Puerto Rico .....	381	6 740	70 208	536 793	279 783
	Adjuntas, PR .....	3	a	D	D	D
	Aguada, PR .....	14	281	2 524	15 768	6 398
	Aguadilla, PR .....	7	144	3 952	8 802	6 458
	Aguas Buenas, PR .....	1	a	D	D	D
	Aibonito, PR .....	2	a	D	D	D
	Añasco, PR .....	5	54	596	1 617	975
	Arecibo, PR .....	12	58	501	2 543	1 062
	Arroyo, PR .....	—	—	—	—	—
	Barceloneta, PR .....	1	b	D	D	D
	Barranquitas, PR .....	7	22	120	696	310
	Bayamón, PR .....	13	184	1 548	11 340	3 760
	Cabo Rojo, PR .....	6	53	425	1 289	635
	Caguas, PR .....	13	151	1 329	10 765	3 778
	Camuy, PR .....	7	66	542	3 036	1 303
	Canóvanas, PR .....	2	a	D	D	D
	Carolina, PR .....	11	225	2 474	16 753	7 600
	Cataño, PR .....	3	32	311	1 711	724
	Cayey, PR .....	2	a	D	D	D
	Ceiba, PR .....	1	a	D	D	D
	Ciales, PR .....	5	29	234	1 049	491
	Cidra, PR .....	4	17	112	874	398
	Coamo, PR .....	4	14	89	358	187
	Comerio, PR .....	—	—	—	—	—
	Corozal, PR .....	2	b	D	D	D
	Culebra, PR .....	—	—	—	—	—
	Dorado, PR .....	2	a	D	D	D
	Fajardo, PR .....	2	c	D	D	D
	Florida, PR .....	—	—	—	—	—
	Guánica, PR .....	1	a	D	D	D
	Guayama, PR .....	5	111	926	9 673	6 983
	Guayanilla, PR .....	1	a	D	D	D
	Guaynabo, PR .....	16	481	6 026	83 334	38 465
	Gurabo, PR .....	—	—	—	—	—
	Hatillo, PR .....	4	23	126	591	272
	Hormigueros, PR .....	3	91	348	1 461	938
	Humacao, PR .....	2	b	D	D	D
	Isabela, PR .....	6	54	484	2 924	1 333
	Jayuya, PR .....	—	—	—	—	—
	Juana Díaz, PR .....	6	41	302	6 483	5 334
	Juncos, PR .....	3	b	D	D	D
	Lajas, PR .....	4	16	126	543	231
	Lares, PR .....	2	a	D	D	D
	Las Marías, PR .....	4	b	D	D	D
	Las Piedras, PR .....	4	19	155	904	444
	Loíza, PR .....	1	a	D	D	D
	Luquillo, PR .....	1	a	D	D	D
	Manatí, PR .....	2	c	D	D	D
	Maricao, PR .....	—	—	—	—	—
	Maunabo, PR .....	2	a	D	D	D
	Mayagüez, PR .....	13	180	1 461	9 089	1 174
	Moca, PR .....	18	95	776	5 573	3 392
	Morovis, PR .....	3	5	31	197	99
	Naguabo, PR .....	5	66	512	2 370	955
	Naranjito, PR .....	4	33	244	1 491	655
	Orocovis, PR .....	1	a	D	D	D
	Patillas, PR .....	3	b	D	D	D
	Peñuelas, PR .....	1	a	D	D	D
	Ponce, PR .....	12	458	4 296	31 639	14 794
	Quebradillas, PR .....	3	b	D	D	D
	Rincón, PR .....	2	a	D	D	D
	Río Grande, PR .....	1	a	D	D	D
	Sabana Grande, PR .....	4	b	D	D	D
	Salinas, PR .....	—	—	—	—	—
	San Germán, PR .....	2	a	D	D	D
	San Juan, PR .....	70	2 391	26 725	227 858	135 263
	San Lorenzo, PR .....	3	a	D	D	D
	San Sebastián, PR .....	6	30	192	1 136	538
	Santa Isabel, PR .....	1	b	D	D	D
	Toa Alta, PR .....	3	12	78	726	210
	Toa Baja, PR .....	8	172	1 796	13 228	4 756
	Trujillo Alto, PR .....	3	34	225	1 397	643
	Utua, PR .....	2	a	D	D	D
	Vega Alta, PR .....	2	a	D	D	D
	Vega Baja, PR .....	4	b	D	D	D
	Vieques, PR .....	1	b	D	D	D
	Villalba, PR .....	4	27	222	1 359	605
	Yabucoa, PR .....	3	14	99	615	282
	Yauco, PR .....	3	a	D	D	D

**Table 5. Basic Statistics for Establishments by Industry and Selected Municipios: 1997—Con.**

[Detail may not add to total because of rounding. For meaning of abbreviations and symbols, see introductory text. For explanation of terms, see Appendix A]

SIC code	Industry and geographic area	Establishments (number)	All employees+ (number)	Payroll, all employees (\$1,000)	Value of construction work (\$1,000)	Value added++ (\$1,000)
<b>1522</b>	<b>Residential construction, nec</b>					
	Puerto Rico .....	61	4 472	47 341	286 836	125 730
	Adjuntas, PR .....	—	b	—	—	—
	Aguada, PR .....	1	—	D	D	D
	Aguadilla, PR .....	—	—	—	—	—
	Aguas Buenas, PR .....	—	—	—	—	—
	Aibonito, PR .....	1	a	D	D	D
	Añasco, PR .....	—	—	—	—	—
	Arecibo, PR .....	—	—	—	—	—
	Arroyo, PR .....	—	—	—	—	—
	Barceloneta, PR .....	—	—	—	—	—
	Barranquitas, PR .....	—	—	—	—	—
	Bayamón, PR .....	2	b	D	D	D
	Cabo Rojo, PR .....	1	a	D	D	D
	Caguas, PR .....	3	b	D	D	D
	Camuy, PR .....	—	—	—	—	—
	Canóvanas, PR .....	—	—	—	—	—
	Carolina, PR .....	3	c	D	D	D
	Cataño, PR .....	—	—	—	—	—
	Cayey, PR .....	—	—	—	—	—
	Ceiba, PR .....	—	—	—	—	—
	Ciales, PR .....	1	a	D	D	D
	Cidra, PR .....	—	—	—	—	—
	Coamo, PR .....	1	b	D	D	D
	Comerio, PR .....	—	—	—	—	—
	Corozal, PR .....	1	a	D	D	D
	Culebra, PR .....	—	—	—	—	—
	Dorado, PR .....	—	—	—	—	—
	Fajardo, PR .....	1	b	D	D	D
	Florida, PR .....	—	—	—	—	—
	Guánica, PR .....	—	—	—	—	—
	Guayama, PR .....	—	—	—	—	—
	Guayanilla, PR .....	—	—	—	—	—
	Guaynabo, PR .....	4	995	12 546	61 367	26 800
	Gurabo, PR .....	—	—	—	—	—
	Hatillo, PR .....	—	—	—	—	—
	Hormigueros, PR .....	—	—	—	—	—
	Humacao, PR .....	2	a	D	D	D
	Isabela, PR .....	—	—	—	—	—
	Jayuya, PR .....	1	a	D	D	D
	Juana Díaz, PR .....	1	a	D	D	D
	Juncos, PR .....	2	c	D	D	D
	Lajas, PR .....	1	e	D	D	D
	Lares, PR .....	—	—	—	—	—
	Las Marías, PR .....	—	—	—	—	—
	Las Piedras, PR .....	—	—	—	—	—
	Loíza, PR .....	—	—	—	—	—
	Luquillo, PR .....	—	—	—	—	—
	Manatí, PR .....	1	a	D	D	D
	Maricao, PR .....	—	—	—	—	—
	Maunabo, PR .....	—	—	—	—	—
	Mayagüez, PR .....	3	e	D	D	D
	Moca, PR .....	—	—	—	—	—
	Morovis, PR .....	1	a	D	D	D
	Naguabo, PR .....	—	—	—	—	—
	Naranjito, PR .....	—	—	—	—	—
	Orocovis, PR .....	—	—	—	—	—
	Patillas, PR .....	—	—	—	—	—
	Peñuelas, PR .....	—	—	—	—	—
	Ponce, PR .....	1	b	D	D	D
	Quebradillas, PR .....	—	—	—	—	—
	Rincón, PR .....	—	—	—	—	—
	Río Grande, PR .....	—	—	—	—	—
	Sabana Grande, PR .....	—	—	—	—	—
	Salinas, PR .....	—	—	—	—	—
	San Germán, PR .....	1	c	D	D	D
	San Juan, PR .....	19	1 470	14 094	116 793	51 506
	San Lorenzo, PR .....	—	—	—	—	—
	San Sebastián, PR .....	1	a	D	D	D
	Santa Isabel, PR .....	—	—	—	—	—
	Toa Alta, PR .....	1	a	D	D	D
	Toa Baja, PR .....	4	103	2 220	16 208	12 524
	Trujillo Alto, PR .....	2	b	D	D	D
	Utua, PR .....	—	—	—	—	—
	Vega Alta, PR .....	—	—	—	—	—
	Vega Baja, PR .....	—	—	—	—	—
	Vieques, PR .....	—	—	—	—	—
	Villalba, PR .....	—	—	—	—	—
	Yabucoa, PR .....	1	a	D	D	D
	Yauco, PR .....	—	—	—	—	—

**Table 5. Basic Statistics for Establishments by Industry and Selected Municipios: 1997—Con.**

[Detail may not add to total because of rounding. For meaning of abbreviations and symbols, see introductory text. For explanation of terms, see Appendix A]

SIC code	Industry and geographic area	Establishments (number)	All employees+ (number)	Payroll, all employees (\$1,000)	Value of construction work (\$1,000)	Value added++ (\$1,000)
<b>1531</b>	<b>Operative builders</b>					
	Puerto Rico .....	59	1 704	23 830	215 358	149 679
	Adjuntas, PR .....	—	—	—	—	—
	Aguada, PR .....	1	a	D	D	D
	Aguadilla, PR .....	1	a	D	D	D
	Aguas Buenas, PR .....	—	—	—	—	—
	Aibonito, PR .....	—	—	—	—	—
	Añasco, PR .....	—	—	—	—	—
	Arecibo, PR .....	—	—	—	—	—
	Arroyo, PR .....	1	a	D	D	D
	Barceloneta, PR .....	—	—	—	—	—
	Barranquitas, PR .....	1	a	D	D	D
	Bayamón, PR .....	1	b	D	D	D
	Cabo Rojo, PR .....	—	—	—	—	—
	Caguas, PR .....	2	a	D	D	D
	Camuy, PR .....	—	—	—	—	—
	Canóvanas, PR .....	—	—	—	—	—
	Carolina, PR .....	—	—	—	—	—
	Cataño, PR .....	—	—	—	—	—
	Cayey, PR .....	—	—	—	—	—
	Ceiba, PR .....	—	—	—	—	—
	Ciales, PR .....	—	—	—	—	—
	Cidra, PR .....	2	a	D	D	D
	Coamo, PR .....	—	—	—	—	—
	Comerio, PR .....	—	—	—	—	—
	Corozal, PR .....	—	—	—	—	—
	Culebra, PR .....	—	—	—	—	—
	Dorado, PR .....	1	c	D	D	D
	Fajardo, PR .....	—	—	—	—	—
	Florida, PR .....	—	—	—	—	—
	Guánica, PR .....	—	—	—	—	—
	Guayama, PR .....	—	—	—	—	—
	Guayanilla, PR .....	—	—	—	—	—
	Guaynabo, PR .....	6	441	8 464	70 114	62 832
	Gurabo, PR .....	—	—	—	—	—
	Hatillo, PR .....	—	—	—	—	—
	Hormigueros, PR .....	—	—	—	—	—
	Humacao, PR .....	—	—	—	—	—
	Isabela, PR .....	1	a	D	D	D
	Jayuya, PR .....	2	a	D	D	D
	Juana Díaz, PR .....	—	—	—	—	—
	Juncos, PR .....	—	—	—	—	—
	Lajas, PR .....	2	b	D	D	D
	Lares, PR .....	—	—	—	—	—
	Las Marías, PR .....	—	—	—	—	—
	Las Piedras, PR .....	2	b	D	D	D
	Loíza, PR .....	—	—	—	—	—
	Luquillo, PR .....	—	—	—	—	—
	Manatí, PR .....	2	a	D	D	D
	Maricao, PR .....	—	—	—	—	—
	Maunabo, PR .....	—	—	—	—	—
	Mayagüez, PR .....	4	b	D	D	D
	Moca, PR .....	1	a	D	D	D
	Morovis, PR .....	—	—	—	—	—
	Naguabo, PR .....	1	a	D	D	D
	Naranjito, PR .....	—	—	—	—	—
	Orocovis, PR .....	—	—	—	—	—
	Patillas, PR .....	1	a	D	D	D
	Peñuelas, PR .....	—	—	—	—	—
	Ponce, PR .....	3	b	D	D	D
	Quebradillas, PR .....	—	—	—	—	—
	Rincón, PR .....	—	—	—	—	—
	Río Grande, PR .....	—	—	—	—	—
	Sabana Grande, PR .....	1	b	D	D	D
	Salinas, PR .....	—	—	—	—	—
	San Germán, PR .....	—	—	—	—	—
	San Juan, PR .....	18	547	7 850	89 669	53 303
	San Lorenzo, PR .....	—	—	—	—	—
	San Sebastián, PR .....	1	b	D	D	D
	Santa Isabel, PR .....	1	a	D	D	D
	Toa Alta, PR .....	—	—	—	—	—
	Toa Baja, PR .....	—	—	—	—	—
	Trujillo Alto, PR .....	—	—	—	—	—
	Utua, PR .....	—	—	—	—	—
	Vega Alta, PR .....	—	—	—	—	—
	Vega Baja, PR .....	1	a	D	D	D
	Vieques, PR .....	—	—	—	—	—
	Villalba, PR .....	1	a	D	D	D
	Yabucoa, PR .....	1	c	D	D	D
	Yauco, PR .....	—	—	—	—	—

**Table 5. Basic Statistics for Establishments by Industry and Selected Municipios: 1997—Con.**

[Detail may not add to total because of rounding. For meaning of abbreviations and symbols, see introductory text. For explanation of terms, see Appendix A]

SIC code	Industry and geographic area	Establishments (number)	All employees+ (number)	Payroll, all employees (\$1,000)	Value of construction work (\$1,000)	Value added++ (\$1,000)
<b>1541</b>	<b>Industrial building &amp; warehouses</b>					
	Puerto Rico .....	96	5 015	68 789	289 628	148 783
	Adjuntas, PR .....	—	—	—	—	—
	Aguada, PR .....	—	—	—	—	—
	Aguadilla, PR .....	1	b	D	D	D
	Aguas Buenas, PR .....	—	—	—	—	—
	Aibonito, PR .....	—	—	—	—	—
	Añasco, PR .....	—	—	—	—	—
	Arecibo, PR .....	1	b	D	D	D
	Arroyo, PR .....	1	a	D	D	D
	Barceloneta, PR .....	5	106	1 313	4 756	2 668
	Barranquitas, PR .....	2	a	D	D	D
	Bayamón, PR .....	4	45	715	3 662	2 912
	Cabo Rojo, PR .....	—	—	—	—	—
	Caguas, PR .....	6	c	D	D	D
	Camuy, PR .....	1	a	D	D	D
	Canóvanas, PR .....	—	—	—	—	—
	Carolina, PR .....	3	34	487	4 140	1 800
	Cataño, PR .....	—	—	—	—	—
	Cayey, PR .....	—	—	—	—	—
	Ceiba, PR .....	—	—	—	—	—
	Ciales, PR .....	—	—	—	—	—
	Cidra, PR .....	1	a	D	D	D
	Coamo, PR .....	—	—	—	—	—
	Comerio, PR .....	—	—	—	—	—
	Corozal, PR .....	2	a	D	D	D
	Culebra, PR .....	—	—	—	—	—
	Dorado, PR .....	—	—	—	—	—
	Fajardo, PR .....	1	b	D	D	D
	Florida, PR .....	—	—	—	—	—
	Guánica, PR .....	1	a	D	D	D
	Guayama, PR .....	1	b	D	D	D
	Guayanilla, PR .....	—	—	—	—	—
	Guaynabo, PR .....	7	2 152	32 980	84 616	45 673
	Gurabo, PR .....	—	—	—	—	—
	Hatillo, PR .....	3	b	D	D	D
	Hormigueros, PR .....	—	—	—	—	—
	Humacao, PR .....	4	76	852	3 180	1 068
	Isabela, PR .....	1	a	D	D	D
	Jayuya, PR .....	—	—	—	—	—
	Juana Díaz, PR .....	1	b	D	D	D
	Juncos, PR .....	—	—	—	—	—
	Lajas, PR .....	2	a	D	D	D
	Lares, PR .....	1	b	D	D	D
	Las Marías, PR .....	—	—	—	—	—
	Las Piedras, PR .....	1	a	D	D	D
	Loíza, PR .....	—	—	—	—	—
	Luquillo, PR .....	—	—	—	—	—
	Manatí, PR .....	1	a	D	D	D
	Maricao, PR .....	—	—	—	—	—
	Maunabo, PR .....	—	—	—	—	—
	Mayagüez, PR .....	2	b	D	D	D
	Moca, PR .....	1	a	D	D	D
	Morovis, PR .....	—	—	—	—	—
	Naguabo, PR .....	—	—	—	—	—
	Naranjito, PR .....	1	b	D	D	D
	Orocovis, PR .....	—	—	—	—	—
	Patillas, PR .....	—	—	—	—	—
	Peñuelas, PR .....	—	—	—	—	—
	Ponce, PR .....	5	878	13 523	72 918	40 193
	Quebradillas, PR .....	—	—	—	—	—
	Rincón, PR .....	2	a	D	D	D
	Río Grande, PR .....	—	—	—	—	—
	Sabana Grande, PR .....	—	—	—	—	—
	Salinas, PR .....	—	—	—	—	—
	San Germán, PR .....	—	—	—	—	—
	San Juan, PR .....	25	685	8 947	63 353	27 779
	San Lorenzo, PR .....	—	—	—	—	—
	San Sebastián, PR .....	—	—	—	—	—
	Santa Isabel, PR .....	—	—	—	—	—
	Toa Alta, PR .....	—	—	—	—	—
	Toa Baja, PR .....	1	a	D	D	D
	Trujillo Alto, PR .....	1	b	D	D	D
	Utua, PR .....	—	—	—	—	—
	Vega Alta, PR .....	1	c	D	D	D
	Vega Baja, PR .....	3	55	374	1 434	846
	Vieques, PR .....	—	—	—	—	—
	Villalba, PR .....	1	a	D	D	D
	Yabucoa, PR .....	—	—	—	—	—
	Yauco, PR .....	2	a	D	D	D

**Table 5. Basic Statistics for Establishments by Industry and Selected Municipios: 1997—Con.**

[Detail may not add to total because of rounding. For meaning of abbreviations and symbols, see introductory text. For explanation of terms, see Appendix A]

SIC code	Industry and geographic area	Establishments (number)	All employees+ (number)	Payroll, all employees (\$1,000)	Value of construction work (\$1,000)	Value added++ (\$1,000)
<b>1542</b>	<b>Nonresidential construction, nec</b>					
	Puerto Rico .....	201	9 529	113 969	670 139	351 129
	Adjuntas, PR .....	—	—	—	—	—
	Aguada, PR .....	—	—	—	—	—
	Aguadilla, PR .....	—	—	—	—	—
	Aguas Buenas, PR .....	1	a	D	D	D
	Aibonito, PR .....	2	b	D	D	D
	Añasco, PR .....	2	b	D	D	D
	Arecibo, PR .....	1	a	D	D	D
	Arroyo, PR .....	1	b	D	D	D
	Barceloneta, PR .....	—	—	—	—	—
	Barranquitas, PR .....	3	c	D	D	D
	Bayamón, PR .....	13	169	1 578	12 732	7 130
	Cabo Rojo, PR .....	1	b	D	D	D
	Caguas, PR .....	10	170	1 676	9 070	4 585
	Camuy, PR .....	2	c	D	D	D
	Canóvanas, PR .....	1	a	D	D	D
	Carolina, PR .....	5	207	1 456	5 728	4 182
	Cataño, PR .....	—	—	—	—	—
	Cayey, PR .....	—	—	—	—	—
	Ceiba, PR .....	—	—	—	—	—
	Ciales, PR .....	1	a	D	D	D
	Cidra, PR .....	2	b	D	D	D
	Coamo, PR .....	4	103	927	4 730	2 786
	Comerio, PR .....	1	a	D	D	D
	Corozal, PR .....	1	a	D	D	D
	Culebra, PR .....	—	—	—	—	—
	Dorado, PR .....	1	a	D	D	D
	Fajardo, PR .....	2	b	D	D	D
	Florida, PR .....	1	b	D	D	D
	Guánica, PR .....	—	—	—	—	—
	Guayama, PR .....	1	a	D	D	D
	Guayanilla, PR .....	—	—	—	—	—
	Guaynabo, PR .....	18	1 722	24 275	122 417	49 470
	Gurabo, PR .....	1	a	D	D	D
	Hatillo, PR .....	2	b	D	D	D
	Hormigueros, PR .....	1	b	D	D	D
	Humacao, PR .....	3	46	446	1 734	599
	Isabela, PR .....	1	a	D	D	D
	Jayuya, PR .....	—	—	—	—	—
	Juana Díaz, PR .....	—	—	—	—	—
	Juncos, PR .....	1	a	D	D	D
	Lajas, PR .....	1	c	D	D	D
	Lares, PR .....	1	a	D	D	D
	Las Marías, PR .....	—	—	—	—	—
	Las Piedras, PR .....	2	b	D	D	D
	Loíza, PR .....	—	—	—	—	—
	Luquillo, PR .....	—	—	—	—	—
	Manatí, PR .....	—	—	—	—	—
	Maricao, PR .....	—	—	—	—	—
	Maunabo, PR .....	—	—	—	—	—
	Mayagüez, PR .....	10	499	4 921	27 059	12 863
	Moca, PR .....	3	175	1 734	5 738	2 708
	Morovis, PR .....	1	a	D	D	D
	Naguabo, PR .....	4	68	475	2 862	1 840
	Naranjito, PR .....	1	c	D	D	D
	Orocovis, PR .....	—	—	—	—	—
	Patillas, PR .....	—	—	—	—	—
	Peñuelas, PR .....	—	—	—	—	—
	Ponce, PR .....	18	702	8 061	42 661	21 772
	Quebradillas, PR .....	1	a	D	D	D
	Rincón, PR .....	—	—	—	—	—
	Río Grande, PR .....	1	a	D	D	D
	Sabana Grande, PR .....	—	—	—	—	—
	Salinas, PR .....	—	—	—	—	—
	San Germán, PR .....	3	149	1 754	6 043	2 670
	San Juan, PR .....	50	3 379	43 573	319 153	182 409
	San Lorenzo, PR .....	2	b	D	D	D
	San Sebastián, PR .....	2	b	D	D	D
	Santa Isabel, PR .....	1	a	D	D	D
	Toa Alta, PR .....	3	g	66	644	348
	Toa Baja, PR .....	4	80	1 038	9 939	6 548
	Trujillo Alto, PR .....	5	283	3 224	13 450	5 222
	Utua, PR .....	—	—	—	—	—
	Vega Alta, PR .....	1	b	D	D	D
	Vega Baja, PR .....	3	169	1 603	6 225	3 420
	Vieques, PR .....	—	—	—	—	—
	Villalba, PR .....	—	—	—	—	—
	Yabucoa, PR .....	1	a	D	D	D
	Yauco, PR .....	—	—	—	—	—

**Table 5. Basic Statistics for Establishments by Industry and Selected Municipios: 1997—Con.**

[Detail may not add to total because of rounding. For meaning of abbreviations and symbols, see introductory text. For explanation of terms, see Appendix A]

SIC code	Industry and geographic area	Establishments (number)	All employees+ (number)	Payroll, all employees (\$1,000)	Value of construction work (\$1,000)	Value added++ (\$1,000)
<b>1611</b>	<b>Highway &amp; street construction, excluding elevated highways</b>					
	Puerto Rico .....	95	i	D	D	D
	Adjuntas, PR .....	—	—	—	—	—
	Aguada, PR .....	1	a	D	D	D
	Aguadilla, PR .....	1	a	D	D	D
	Aguas Buenas, PR .....	—	—	—	—	—
	Aibonito, PR .....	—	—	—	—	—
	Añasco, PR .....	5	92	743	3 781	1 938
	Arecibo, PR .....	2	a	D	D	D
	Arroyo, PR .....	—	—	—	—	—
	Barceloneta, PR .....	—	—	—	—	—
	Barranquitas, PR .....	4	48	501	4 753	3 369
	Bayamón, PR .....	2	b	D	D	D
	Cabo Rojo, PR .....	—	—	—	—	—
	Caguas, PR .....	4	74	970	4 726	2 520
	Camuy, PR .....	—	—	—	—	—
	Canóvanas, PR .....	1	b	D	D	D
	Carolina, PR .....	7	509	9 035	36 058	7 484
	Cataño, PR .....	—	—	—	—	—
	Cayey, PR .....	—	—	—	—	—
	Ceiba, PR .....	1	a	D	D	D
	Ciales, PR .....	1	b	D	D	D
	Cidra, PR .....	1	a	D	D	D
	Coamo, PR .....	—	—	—	—	—
	Comerio, PR .....	—	—	—	—	—
	Corozal, PR .....	—	—	—	—	—
	Culebra, PR .....	—	—	—	—	—
	Dorado, PR .....	—	—	—	—	—
	Fajardo, PR .....	—	—	—	—	—
	Florida, PR .....	—	—	—	—	—
	Guánica, PR .....	—	—	—	—	—
	Guayama, PR .....	3	27	165	1 816	1 234
	Guayanilla, PR .....	—	—	—	—	—
	Guaynabo, PR .....	5	1 014	17 258	112 676	59 233
	Gurabo, PR .....	2	b	D	D	D
	Hatillo, PR .....	—	—	—	—	—
	Hormigueros, PR .....	1	c	D	D	D
	Humacao, PR .....	1	a	D	D	D
	Isabela, PR .....	—	—	—	—	—
	Jayuya, PR .....	1	a	D	D	D
	Juana Díaz, PR .....	1	a	D	D	D
	Juncos, PR .....	—	—	—	—	—
	Lajas, PR .....	—	—	—	—	—
	Lares, PR .....	—	—	—	—	—
	Las Marías, PR .....	—	—	—	—	—
	Las Piedras, PR .....	2	f	D	D	D
	Loíza, PR .....	—	—	—	—	—
	Luquillo, PR .....	—	—	—	—	—
	Manatí, PR .....	1	b	D	D	D
	Maricao, PR .....	1	a	D	D	D
	Maunabo, PR .....	—	—	—	—	—
	Mayagüez, PR .....	4	e	D	D	D
	Moca, PR .....	—	—	—	—	—
	Morovis, PR .....	1	b	D	D	D
	Naguabo, PR .....	—	—	—	—	—
	Naranjito, PR .....	7	212	2 007	14 218	4 974
	Orocovis, PR .....	1	a	D	D	D
	Patillas, PR .....	—	—	—	—	—
	Peñuelas, PR .....	—	—	—	—	—
	Ponce, PR .....	7	e	D	D	D
	Quebradillas, PR .....	—	—	—	—	—
	Rincón, PR .....	—	—	—	—	—
	Río Grande, PR .....	1	a	D	D	D
	Sabana Grande, PR .....	—	—	—	—	—
	Salinas, PR .....	—	—	—	—	—
	San Germán, PR .....	—	—	—	—	—
	San Juan, PR .....	14	814	9 928	50 583	31 489
	San Lorenzo, PR .....	3	102	1 252	7 109	4 028
	San Sebastián, PR .....	—	—	—	—	—
	Santa Isabel, PR .....	—	—	—	—	—
	Toa Alta, PR .....	—	—	—	—	—
	Toa Baja, PR .....	2	e	D	D	D
	Trujillo Alto, PR .....	4	f	D	D	D
	Utua, PR .....	1	a	D	D	D
	Vega Alta, PR .....	—	—	—	—	—
	Vega Baja, PR .....	2	a	D	D	D
	Vieques, PR .....	—	—	—	—	—
	Villalba, PR .....	—	—	—	—	—
	Yabucoa, PR .....	—	—	—	—	—
	Yauco, PR .....	—	—	—	—	—

**Table 5. Basic Statistics for Establishments by Industry and Selected Municipios: 1997—Con.**

[Detail may not add to total because of rounding. For meaning of abbreviations and symbols, see introductory text. For explanation of terms, see Appendix A]

SIC code	Industry and geographic area	Establishments (number)	All employees+ (number)	Payroll, all employees (\$1,000)	Value of construction work (\$1,000)	Value added++ (\$1,000)
<b>1622</b>	<b>Bridge, tunnel, &amp; elevated highway construction</b>					
	Puerto Rico .....	12	f	D	D	D
	Adjuntas, PR .....	—	—	—	—	—
	Aguada, PR .....	—	—	—	—	—
	Aguadilla, PR .....	—	—	—	—	—
	Aguas Buenas, PR .....	—	—	—	—	—
	Aibonito, PR .....	—	—	—	—	—
	Añasco, PR .....	—	—	—	—	—
	Arecibo, PR .....	—	—	—	—	—
	Arroyo, PR .....	—	—	—	—	—
	Barceloneta, PR .....	—	—	—	—	—
	Barranquitas, PR .....	—	—	—	—	—
	Bayamón, PR .....	1	c	D	D	D
	Cabo Rojo, PR .....	—	—	—	—	—
	Caguas, PR .....	—	—	—	—	—
	Camuy, PR .....	—	—	—	—	—
	Canóvanas, PR .....	—	—	—	—	—
	Carolina, PR .....	—	—	—	—	—
	Cataño, PR .....	—	—	—	—	—
	Cayey, PR .....	—	—	—	—	—
	Ceiba, PR .....	—	—	—	—	—
	Ciales, PR .....	1	b	D	D	D
	Cidra, PR .....	—	—	—	—	—
	Coamo, PR .....	—	—	—	—	—
	Comerio, PR .....	—	—	—	—	—
	Corozal, PR .....	—	—	—	—	—
	Culebra, PR .....	—	—	—	—	—
	Dorado, PR .....	—	—	—	—	—
	Fajardo, PR .....	—	—	—	—	—
	Florida, PR .....	—	—	—	—	—
	Guánica, PR .....	—	—	—	—	—
	Guayama, PR .....	—	—	—	—	—
	Guayanilla, PR .....	—	—	—	—	—
	Guaynabo, PR .....	2	a	D	D	D
	Gurabo, PR .....	—	—	—	—	—
	Hatillo, PR .....	—	—	—	—	—
	Hormigueros, PR .....	—	—	—	—	—
	Humacao, PR .....	—	—	—	—	—
	Isabela, PR .....	—	—	—	—	—
	Jayuya, PR .....	—	—	—	—	—
	Juana Díaz, PR .....	—	—	—	—	—
	Juncos, PR .....	—	—	—	—	—
	Lajas, PR .....	—	—	—	—	—
	Lares, PR .....	—	—	—	—	—
	Las Marías, PR .....	—	—	—	—	—
	Las Piedras, PR .....	—	—	—	—	—
	Loíza, PR .....	—	—	—	—	—
	Luquillo, PR .....	—	—	—	—	—
	Manatí, PR .....	—	—	—	—	—
	Maricao, PR .....	—	—	—	—	—
	Maunabo, PR .....	—	—	—	—	—
	Mayagüez, PR .....	—	—	—	—	—
	Moca, PR .....	—	—	—	—	—
	Morovis, PR .....	—	—	—	—	—
	Naguabo, PR .....	—	—	—	—	—
	Naranjito, PR .....	1	b	D	D	D
	Orocovis, PR .....	—	—	—	—	—
	Patillas, PR .....	—	—	—	—	—
	Peñuelas, PR .....	—	—	—	—	—
	Ponce, PR .....	3	c	D	D	D
	Quebradillas, PR .....	—	—	—	—	—
	Rincón, PR .....	—	—	—	—	—
	Río Grande, PR .....	—	—	—	—	—
	Sabana Grande, PR .....	—	—	—	—	—
	Salinas, PR .....	—	—	—	—	—
	San Germán, PR .....	—	—	—	—	—
	San Juan, PR .....	4	477	8 092	46 477	22 742
	San Lorenzo, PR .....	—	—	—	—	—
	San Sebastián, PR .....	—	—	—	—	—
	Santa Isabel, PR .....	—	—	—	—	—
	Toa Alta, PR .....	—	—	—	—	—
	Toa Baja, PR .....	—	—	—	—	—
	Trujillo Alto, PR .....	—	—	—	—	—
	Utua, PR .....	—	—	—	—	—
	Vega Alta, PR .....	—	—	—	—	—
	Vega Baja, PR .....	—	—	—	—	—
	Vieques, PR .....	—	—	—	—	—
	Villalba, PR .....	—	—	—	—	—
	Yabucoa, PR .....	—	—	—	—	—
	Yauco, PR .....	—	—	—	—	—



**Table 5. Basic Statistics for Establishments by Industry and Selected Municipios: 1997—Con.**

[Detail may not add to total because of rounding. For meaning of abbreviations and symbols, see introductory text. For explanation of terms, see Appendix A]

SIC code	Industry and geographic area	Establishments (number)	All employees+ (number)	Payroll, all employees (\$1,000)	Value of construction work (\$1,000)	Value added++ (\$1,000)
<b>1623</b>	<b>Water, sewer, pipeline, &amp; communications &amp; power lines</b>					
	Puerto Rico .....	45	2 105	27 568	180 075	100 993
	Adjuntas, PR .....	1	a	D	D	D
	Aguada, PR .....	—	—	—	—	—
	Aguadilla, PR .....	1	a	D	D	D
	Aguas Buenas, PR .....	1	a	D	D	D
	Aibonito, PR .....	—	—	—	—	—
	Añasco, PR .....	—	—	—	—	—
	Arecibo, PR .....	1	c	D	D	D
	Arroyo, PR .....	—	—	—	—	—
	Barceloneta, PR .....	—	—	—	—	—
	Barranquitas, PR .....	—	—	—	—	—
	Bayamón, PR .....	4	366	1 972	8 731	5 165
	Cabo Rojo, PR .....	—	—	—	—	—
	Caguas, PR .....	2	b	D	D	D
	Camuy, PR .....	—	—	—	—	—
	Canóvanas, PR .....	—	—	—	—	—
	Carolina, PR .....	2	a	D	D	D
	Cataño, PR .....	—	—	—	—	—
	Cayey, PR .....	3	26	238	1 092	622
	Ceiba, PR .....	—	—	—	—	—
	Ciales, PR .....	—	—	—	—	—
	Cidra, PR .....	1	a	D	D	D
	Coamo, PR .....	1	a	D	D	D
	Comerio, PR .....	—	—	—	—	—
	Corozal, PR .....	—	—	—	—	—
	Culebra, PR .....	—	—	—	—	—
	Dorado, PR .....	—	—	—	—	—
	Fajardo, PR .....	—	—	—	—	—
	Florida, PR .....	—	—	—	—	—
	Guánica, PR .....	—	—	—	—	—
	Guayama, PR .....	—	—	—	—	—
	Guayanilla, PR .....	—	—	—	—	—
	Guaynabo, PR .....	5	319	5 170	45 403	32 062
	Gurabo, PR .....	—	—	—	—	—
	Hatillo, PR .....	—	—	—	—	—
	Hormigueros, PR .....	—	—	—	—	—
	Humacao, PR .....	—	—	—	—	—
	Isabela, PR .....	—	—	—	—	—
	Jayuya, PR .....	1	c	D	D	D
	Juana Díaz, PR .....	—	—	—	—	—
	Juncos, PR .....	—	—	—	—	—
	Lajas, PR .....	—	—	—	—	—
	Lares, PR .....	—	—	—	—	—
	Las Marías, PR .....	1	a	D	D	D
	Las Piedras, PR .....	—	—	—	—	—
	Loíza, PR .....	—	—	—	—	—
	Luquillo, PR .....	—	—	—	—	—
	Manatí, PR .....	—	—	—	—	—
	Maricao, PR .....	1	a	D	D	D
	Maunabo, PR .....	—	—	—	—	—
	Mayagüez, PR .....	2	e	D	D	D
	Moca, PR .....	1	a	D	D	D
	Morovis, PR .....	—	—	—	—	—
	Naguabo, PR .....	—	—	—	—	—
	Naranjito, PR .....	1	a	D	D	D
	Orocovis, PR .....	—	—	—	—	—
	Patillas, PR .....	—	—	—	—	—
	Peñuelas, PR .....	—	—	—	—	—
	Ponce, PR .....	2	a	D	D	D
	Quebradillas, PR .....	2	b	D	D	D
	Rincón, PR .....	—	—	—	—	—
	Río Grande, PR .....	—	—	—	—	—
	Sabana Grande, PR .....	—	—	—	—	—
	Salinas, PR .....	—	—	—	—	—
	San Germán, PR .....	—	—	—	—	—
	San Juan, PR .....	7	393	6 730	42 292	16 711
	San Lorenzo, PR .....	—	—	—	—	—
	San Sebastián, PR .....	—	—	—	—	—
	Santa Isabel, PR .....	—	—	—	—	—
	Toa Alta, PR .....	—	—	—	—	—
	Toa Baja, PR .....	—	—	—	—	—
	Trujillo Alto, PR .....	1	b	D	D	D
	Utua, PR .....	—	—	—	—	—
	Vega Alta, PR .....	—	—	—	—	—
	Vega Baja, PR .....	3	c	D	D	D
	Vieques, PR .....	—	—	—	—	—
	Villalba, PR .....	—	—	—	—	—
	Yabucoa, PR .....	1	a	D	D	D
	Yauco, PR .....	—	—	—	—	—

**Table 5. Basic Statistics for Establishments by Industry and Selected Municipios: 1997—Con.**

[Detail may not add to total because of rounding. For meaning of abbreviations and symbols, see introductory text. For explanation of terms, see Appendix A]

SIC code	Industry and geographic area	Establishments (number)	All employees+ (number)	Payroll, all employees (\$1,000)	Value of construction work (\$1,000)	Value added++ (\$1,000)
<b>1629</b>	<b>Heavy construction, nec</b>					
	Puerto Rico .....	43	2 278	35 760	163 278	100 314
	Adjuntas, PR .....	—	—	—	—	—
	Aguada, PR .....	—	—	—	—	—
	Aguadilla, PR .....	—	—	—	—	—
	Aguas Buenas, PR .....	1	a	D	D	D
	Aibonito, PR .....	—	—	—	—	—
	Añasco, PR .....	—	—	—	—	—
	Arecibo, PR .....	—	—	—	—	—
	Arroyo, PR .....	—	—	—	—	—
	Barceloneta, PR .....	2	c	D	D	D
	Barranquitas, PR .....	—	—	—	—	—
	Bayamón, PR .....	3	b	D	D	D
	Cabo Rojo, PR .....	—	—	—	—	—
	Caguas, PR .....	2	a	D	D	D
	Camuy, PR .....	—	—	—	—	—
	Canóvanas, PR .....	—	—	—	—	—
	Carolina, PR .....	1	a	D	D	D
	Cataño, PR .....	—	—	—	—	—
	Cayey, PR .....	—	—	—	—	—
	Ceiba, PR .....	—	—	—	—	—
	Ciales, PR .....	—	—	—	—	—
	Cidra, PR .....	—	—	—	—	—
	Coamo, PR .....	—	—	—	—	—
	Comerio, PR .....	—	—	—	—	—
	Corozal, PR .....	—	—	—	—	—
	Culebra, PR .....	—	—	—	—	—
	Dorado, PR .....	—	—	—	—	—
	Fajardo, PR .....	—	—	—	—	—
	Florida, PR .....	—	—	—	—	—
	Guánica, PR .....	—	—	—	—	—
	Guayama, PR .....	1	a	D	D	D
	Guayanilla, PR .....	1	b	D	D	D
	Guaynabo, PR .....	5	331	5 506	32 455	18 237
	Gurabo, PR .....	1	a	D	D	D
	Hatillo, PR .....	—	—	—	—	—
	Hormigueros, PR .....	—	—	—	—	—
	Humacao, PR .....	—	—	—	—	—
	Isabela, PR .....	—	—	—	—	—
	Jayuya, PR .....	—	—	—	—	—
	Juana Díaz, PR .....	—	—	—	—	—
	Juncos, PR .....	—	—	—	—	—
	Lajas, PR .....	—	—	—	—	—
	Lares, PR .....	—	—	—	—	—
	Las Marías, PR .....	—	—	—	—	—
	Las Piedras, PR .....	—	—	—	—	—
	Loíza, PR .....	—	—	—	—	—
	Luquillo, PR .....	—	—	—	—	—
	Manatí, PR .....	—	—	—	—	—
	Maricao, PR .....	—	—	—	—	—
	Maunabo, PR .....	—	—	—	—	—
	Mayagüez, PR .....	1	b	D	D	D
	Moca, PR .....	—	—	—	—	—
	Morovis, PR .....	—	—	—	—	—
	Naguabo, PR .....	1	b	D	D	D
	Naranjito, PR .....	1	a	D	D	D
	Orocovis, PR .....	—	—	—	—	—
	Patillas, PR .....	—	—	—	—	—
	Peñuelas, PR .....	1	e	D	D	D
	Ponce, PR .....	4	200	2 120	9 840	7 049
	Quebradillas, PR .....	—	—	—	—	—
	Rincón, PR .....	—	—	—	—	—
	Río Grande, PR .....	—	—	—	—	—
	Sabana Grande, PR .....	—	—	—	—	—
	Salinas, PR .....	—	—	—	—	—
	San Germán, PR .....	—	—	—	—	—
	San Juan, PR .....	9	783	14 449	58 167	33 744
	San Lorenzo, PR .....	—	—	—	—	—
	San Sebastián, PR .....	1	a	D	D	D
	Santa Isabel, PR .....	1	c	D	D	D
	Toa Alta, PR .....	—	—	—	—	—
	Toa Baja, PR .....	—	—	—	—	—
	Trujillo Alto, PR .....	5	123	1 307	7 704	3 959
	Utua, PR .....	—	—	—	—	—
	Vega Alta, PR .....	—	—	—	—	—
	Vega Baja, PR .....	—	—	—	—	—
	Vieques, PR .....	1	b	D	D	D
	Villalba, PR .....	1	a	D	D	D
	Yabucoa, PR .....	—	—	—	—	—
	Yauco, PR .....	—	—	—	—	—

**Table 5. Basic Statistics for Establishments by Industry and Selected Municipios: 1997—Con.**

[Detail may not add to total because of rounding. For meaning of abbreviations and symbols, see introductory text. For explanation of terms, see Appendix A]

SIC code	Industry and geographic area	Establishments (number)	All employees+ (number)	Payroll, all employees (\$1,000)	Value of construction work (\$1,000)	Value added++ (\$1,000)
<b>1711</b>	<b>Plumbing, heating, &amp; air-conditioning</b>					
	Puerto Rico .....	163	3 145	37 709	188 647	100 695
	Adjuntas, PR .....	—	—	—	—	—
	Aguada, PR .....	—	—	—	—	—
	Aguadilla, PR .....	1	a	D	D	D
	Aguas Buenas, PR .....	1	a	D	D	D
	Aibonito, PR .....	1	a	D	D	D
	Añasco, PR .....	—	—	—	—	—
	Arecibo, PR .....	4	33	199	747	304
	Arroyo, PR .....	—	—	—	—	—
	Barceloneta, PR .....	3	c	D	D	D
	Barranquitas, PR .....	—	—	—	—	—
	Bayamón, PR .....	13	190	2 151	14 049	8 497
	Cabo Rojo, PR .....	1	a	D	D	D
	Caguas, PR .....	6	184	2 124	8 989	3 609
	Camuy, PR .....	—	—	—	—	—
	Canóvanas, PR .....	2	b	D	D	D
	Carolina, PR .....	13	96	966	7 902	4 917
	Cataño, PR .....	3	21	433	1 432	651
	Cayey, PR .....	1	a	D	D	D
	Ceiba, PR .....	—	—	—	—	—
	Ciales, PR .....	—	—	—	—	—
	Cidra, PR .....	1	a	D	D	D
	Coamo, PR .....	1	a	D	D	D
	Comerio, PR .....	—	—	—	—	—
	Corozal, PR .....	—	—	—	—	—
	Culebra, PR .....	—	—	—	—	—
	Dorado, PR .....	2	a	D	D	D
	Fajardo, PR .....	2	b	D	D	D
	Florida, PR .....	—	—	—	—	—
	Guánica, PR .....	1	b	D	D	D
	Guayama, PR .....	—	—	—	—	—
	Guayanilla, PR .....	—	—	—	—	—
	Guaynabo, PR .....	15	452	6 795	41 223	26 823
	Gurabo, PR .....	2	b	D	D	D
	Hatillo, PR .....	—	—	—	—	—
	Hormigueros, PR .....	1	c	D	D	D
	Humacao, PR .....	4	119	1 552	5 928	2 842
	Isabela, PR .....	—	—	—	—	—
	Jayuya, PR .....	—	—	—	—	—
	Juana Díaz, PR .....	—	—	—	—	—
	Juncos, PR .....	1	b	D	D	D
	Lajas, PR .....	—	—	—	—	—
	Lares, PR .....	—	—	—	—	—
	Las Marías, PR .....	—	—	—	—	—
	Las Piedras, PR .....	3	39	339	2 014	1 135
	Loíza, PR .....	—	—	—	—	—
	Luquillo, PR .....	—	—	—	—	—
	Manatí, PR .....	1	a	D	D	D
	Maricao, PR .....	—	—	—	—	—
	Maunabo, PR .....	—	—	—	—	—
	Mayagüez, PR .....	3	b	D	D	D
	Moca, PR .....	2	a	D	D	D
	Morovis, PR .....	—	—	—	—	—
	Naguabo, PR .....	1	b	D	D	D
	Naranjito, PR .....	—	—	—	—	—
	Orocovis, PR .....	—	—	—	—	—
	Patillas, PR .....	—	—	—	—	—
	Peñuelas, PR .....	3	b	D	D	D
	Ponce, PR .....	8	84	943	6 312	4 660
	Quebradillas, PR .....	—	—	—	—	—
	Rincón, PR .....	—	—	—	—	—
	Río Grande, PR .....	1	a	D	D	D
	Sabana Grande, PR .....	—	—	—	—	—
	Salinas, PR .....	—	—	—	—	—
	San Germán, PR .....	1	b	D	D	D
	San Juan, PR .....	48	1 137	13 081	69 801	32 371
	San Lorenzo, PR .....	—	—	—	—	—
	San Sebastián, PR .....	2	b	D	D	D
	Santa Isabel, PR .....	—	—	—	—	—
	Toa Alta, PR .....	—	—	—	—	—
	Toa Baja, PR .....	3	16	182	1 262	450
	Trujillo Alto, PR .....	3	13	114	535	334
	Utua, PR .....	—	—	—	—	—
	Vega Alta, PR .....	—	—	—	—	—
	Vega Baja, PR .....	1	a	D	D	D
	Vieques, PR .....	—	—	—	—	—
	Villalba, PR .....	2	a	D	D	D
	Yabucoa, PR .....	1	a	D	D	D
	Yauco, PR .....	1	a	D	D	D

**Table 5. Basic Statistics for Establishments by Industry and Selected Municipios: 1997—Con.**

[Detail may not add to total because of rounding. For meaning of abbreviations and symbols, see introductory text. For explanation of terms, see Appendix A]

SIC code	Industry and geographic area	Establishments (number)	All employees+ (number)	Payroll, all employees (\$1,000)	Value of construction work (\$1,000)	Value added++ (\$1,000)
<b>1721</b>	<b>Painting &amp; paper hanging</b>					
	Puerto Rico .....	64	651	6 182	23 174	11 454
	Adjuntas, PR .....	—	—	—	—	—
	Aguada, PR .....	1	a	D	D	D
	Aguadilla, PR .....	1	a	D	D	D
	Aguas Buenas, PR .....	—	—	—	—	—
	Aibonito, PR .....	—	—	—	—	—
	Añasco, PR .....	—	—	—	—	—
	Arecibo, PR .....	1	a	D	D	D
	Arroyo, PR .....	—	—	—	—	—
	Barceloneta, PR .....	—	—	—	—	—
	Barranquitas, PR .....	—	—	—	—	—
	Bayamón, PR .....	9	76	648	2 876	1 995
	Cabo Rojo, PR .....	—	—	—	—	—
	Caguas, PR .....	—	—	—	—	—
	Camuy, PR .....	2	b	D	D	D
	Canóvanas, PR .....	—	—	—	—	—
	Carolina, PR .....	5	22	253	1 184	361
	Cataño, PR .....	—	—	—	—	—
	Cayey, PR .....	—	—	—	—	—
	Ceiba, PR .....	—	—	—	—	—
	Ciales, PR .....	—	—	—	—	—
	Cidra, PR .....	—	—	—	—	—
	Coamo, PR .....	—	—	—	—	—
	Comerio, PR .....	—	—	—	—	—
	Corozal, PR .....	1	a	D	D	D
	Culebra, PR .....	—	—	—	—	—
	Dorado, PR .....	—	—	—	—	—
	Fajardo, PR .....	—	—	—	—	—
	Florida, PR .....	1	a	D	D	D
	Guánica, PR .....	1	b	D	D	D
	Guayama, PR .....	—	—	—	—	—
	Guayanilla, PR .....	—	—	—	—	—
	Guaynabo, PR .....	3	51	298	1 526	994
	Gurabo, PR .....	—	—	—	—	—
	Hatillo, PR .....	—	—	—	—	—
	Hormigueros, PR .....	—	—	—	—	—
	Humacao, PR .....	—	—	—	—	—
	Isabela, PR .....	2	b	D	D	D
	Jayuya, PR .....	1	a	D	D	D
	Juana Díaz, PR .....	1	a	D	D	D
	Juncos, PR .....	1	a	D	D	D
	Lajas, PR .....	—	—	—	—	—
	Lares, PR .....	—	—	—	—	—
	Las Marías, PR .....	—	—	—	—	—
	Las Piedras, PR .....	1	a	D	D	D
	Loíza, PR .....	—	—	—	—	—
	Luquillo, PR .....	1	a	D	D	D
	Manatí, PR .....	2	a	D	D	D
	Maricao, PR .....	—	—	—	—	—
	Maunabo, PR .....	—	—	—	—	—
	Mayagüez, PR .....	—	—	—	—	—
	Moca, PR .....	—	—	—	—	—
	Morovis, PR .....	—	—	—	—	—
	Naguabo, PR .....	—	—	—	—	—
	Naranjito, PR .....	—	—	—	—	—
	Orocovis, PR .....	2	a	D	D	D
	Patillas, PR .....	—	—	—	—	—
	Peñuelas, PR .....	—	—	—	—	—
	Ponce, PR .....	1	a	D	D	D
	Quebradillas, PR .....	1	a	D	D	D
	Rincón, PR .....	—	—	—	—	—
	Río Grande, PR .....	2	a	D	D	D
	Sabana Grande, PR .....	—	—	—	—	—
	Salinas, PR .....	—	—	—	—	—
	San Germán, PR .....	2	a	D	D	D
	San Juan, PR .....	16	190	2 144	7 279	3 709
	San Lorenzo, PR .....	—	—	—	—	—
	San Sebastián, PR .....	—	—	—	—	—
	Santa Isabel, PR .....	—	—	—	—	—
	Toa Alta, PR .....	—	—	—	—	—
	Toa Baja, PR .....	3	13	108	344	208
	Trujillo Alto, PR .....	—	—	—	—	—
	Utua, PR .....	—	—	—	—	—
	Vega Alta, PR .....	—	—	—	—	—
	Vega Baja, PR .....	1	b	D	D	D
	Vieques, PR .....	—	—	—	—	—
	Villalba, PR .....	—	—	—	—	—
	Yabucoa, PR .....	—	—	—	—	—
	Yauco, PR .....	2	a	D	D	D

**Table 5. Basic Statistics for Establishments by Industry and Selected Municipios: 1997—Con.**

[Detail may not add to total because of rounding. For meaning of abbreviations and symbols, see introductory text. For explanation of terms, see Appendix A]

SIC code	Industry and geographic area	Establishments (number)	All employees+ (number)	Payroll, all employees (\$1,000)	Value of construction work (\$1,000)	Value added++ (\$1,000)
<b>1731</b>	<b>Electrical work</b>					
	Puerto Rico .....	240	5 779	72 947	314 384	168 631
	Adjuntas, PR .....	—	—	—	—	—
	Aguada, PR .....	3	b	D	D	D
	Aguadilla, PR .....	4	b	D	D	D
	Aguas Buenas, PR .....	1	b	D	D	D
	Aibonito, PR .....	2	a	D	D	D
	Añasco, PR .....	—	—	—	—	—
	Arecibo, PR .....	2	a	D	D	D
	Arroyo, PR .....	—	—	—	—	—
	Barceloneta, PR .....	1	b	D	D	D
	Barranquitas, PR .....	3	22	131	838	459
	Bayamón, PR .....	22	373	5 039	16 569	8 626
	Cabo Rojo, PR .....	3	c	D	D	D
	Caguas, PR .....	8	82	619	3 186	1 312
	Camuy, PR .....	1	a	D	D	D
	Canóvanas, PR .....	1	a	D	D	D
	Carolina, PR .....	15	261	2 537	13 108	5 078
	Cataño, PR .....	1	a	D	D	D
	Cayey, PR .....	3	7	85	672	341
	Ceiba, PR .....	—	—	—	—	—
	Ciales, PR .....	—	—	—	—	—
	Cidra, PR .....	2	b	D	D	D
	Coamo, PR .....	1	a	D	D	D
	Comerio, PR .....	3	a	D	D	D
	Corozal, PR .....	3	8	40	211	108
	Culebra, PR .....	—	—	—	—	—
	Dorado, PR .....	2	a	D	D	D
	Fajardo, PR .....	2	a	D	D	D
	Florida, PR .....	—	—	—	—	—
	Guánica, PR .....	—	—	—	—	—
	Guayama, PR .....	2	a	D	D	D
	Guayanilla, PR .....	—	—	—	—	—
	Guaynabo, PR .....	13	201	3 436	16 371	12 779
	Gurabo, PR .....	4	c	D	D	D
	Hatillo, PR .....	—	—	—	—	—
	Hormigueros, PR .....	—	—	—	—	—
	Humacao, PR .....	3	13	101	580	279
	Isabela, PR .....	1	a	D	D	D
	Jayuya, PR .....	1	a	D	D	D
	Juana Díaz, PR .....	1	a	D	D	D
	Juncos, PR .....	1	a	D	D	D
	Lajas, PR .....	1	a	D	D	D
	Lares, PR .....	4	46	232	538	83
	Las Marías, PR .....	—	—	—	—	—
	Las Piedras, PR .....	4	21	112	1 135	876
	Loíza, PR .....	—	—	—	—	—
	Luquillo, PR .....	—	—	—	—	—
	Manatí, PR .....	2	b	D	D	D
	Maricao, PR .....	—	—	—	—	—
	Maunabo, PR .....	—	—	—	—	—
	Mayagüez, PR .....	12	e	D	D	D
	Moca, PR .....	6	141	1 322	5 070	3 181
	Morovis, PR .....	1	a	D	D	D
	Naguabo, PR .....	2	b	D	D	D
	Naranjito, PR .....	1	a	D	D	D
	Orocovis, PR .....	2	a	D	D	D
	Patillas, PR .....	—	—	—	—	—
	Peñuelas, PR .....	1	a	D	D	D
	Ponce, PR .....	8	297	3 232	13 987	7 051
	Quebradillas, PR .....	1	a	D	D	D
	Rincón, PR .....	—	—	—	—	—
	Río Grande, PR .....	—	—	—	—	—
	Sabana Grande, PR .....	—	—	—	—	—
	Salinas, PR .....	1	a	D	D	D
	San Germán, PR .....	1	a	D	D	D
	San Juan, PR .....	61	2 762	36 298	163 827	91 840
	San Lorenzo, PR .....	1	a	D	D	D
	San Sebastián, PR .....	6	48	477	1 343	908
	Santa Isabel, PR .....	—	—	—	—	—
	Toa Alta, PR .....	—	—	—	—	—
	Toa Baja, PR .....	4	b	D	D	D
	Trujillo Alto, PR .....	8	481	6 853	28 265	9 718
	Utua, PR .....	—	—	—	—	—
	Vega Alta, PR .....	1	a	D	D	D
	Vega Baja, PR .....	2	a	D	D	D
	Vieques, PR .....	—	—	—	—	—
	Villalba, PR .....	—	—	—	—	—
	Yabucoa, PR .....	—	—	—	—	—
	Yauco, PR .....	1	a	D	D	D

**Table 5. Basic Statistics for Establishments by Industry and Selected Municipios: 1997—Con.**

[Detail may not add to total because of rounding. For meaning of abbreviations and symbols, see introductory text. For explanation of terms, see Appendix A]

SIC code	Industry and geographic area	Establishments (number)	All employees+ (number)	Payroll, all employees (\$1,000)	Value of construction work (\$1,000)	Value added++ (\$1,000)
<b>1741</b>	<b>Masonry, stone setting, &amp; other stonework</b>					
	Puerto Rico .....	16	289	3 398	15 257	D
	Adjuntas, PR .....	—	—	—	—	—
	Aguada, PR .....	—	—	—	—	—
	Aguadilla, PR .....	1	a	D	D	D
	Aguas Buenas, PR .....	—	—	—	—	—
	Aibonito, PR .....	—	—	—	—	—
	Añasco, PR .....	—	—	—	—	—
	Arecibo, PR .....	—	—	—	—	—
	Arroyo, PR .....	—	—	—	—	—
	Barceloneta, PR .....	—	—	—	—	—
	Barranquitas, PR .....	1	a	D	D	D
	Bayamón, PR .....	—	—	—	—	—
	Cabo Rojo, PR .....	1	a	D	D	D
	Caguas, PR .....	—	—	—	—	—
	Camuy, PR .....	—	—	—	—	—
	Canóvanas, PR .....	—	—	—	—	—
	Carolina, PR .....	—	—	—	—	—
	Cataño, PR .....	—	—	—	—	—
	Cayey, PR .....	—	—	—	—	—
	Ceiba, PR .....	—	—	—	—	—
	Ciales, PR .....	—	—	—	—	—
	Cidra, PR .....	—	—	—	—	—
	Coamo, PR .....	—	—	—	—	—
	Comerio, PR .....	—	—	—	—	—
	Corozal, PR .....	—	—	—	—	—
	Culebra, PR .....	—	—	—	—	—
	Dorado, PR .....	—	—	—	—	—
	Fajardo, PR .....	—	—	—	—	—
	Florida, PR .....	—	—	—	—	—
	Guánica, PR .....	—	—	—	—	—
	Guayama, PR .....	—	—	—	—	—
	Guayanilla, PR .....	—	—	—	—	—
	Guaynabo, PR .....	—	—	—	—	—
	Gurabo, PR .....	—	—	—	—	—
	Hatillo, PR .....	—	—	—	—	—
	Hormigueros, PR .....	—	—	—	—	—
	Humacao, PR .....	1	b	D	D	D
	Isabela, PR .....	—	—	—	—	—
	Jayuya, PR .....	—	—	—	—	—
	Juana Díaz, PR .....	—	—	—	—	—
	Juncos, PR .....	—	—	—	—	—
	Lajas, PR .....	—	—	—	—	—
	Lares, PR .....	—	—	—	—	—
	Las Marías, PR .....	—	—	—	—	—
	Las Piedras, PR .....	1	a	D	D	D
	Loíza, PR .....	—	—	—	—	—
	Luquillo, PR .....	—	—	—	—	—
	Manatí, PR .....	—	—	—	—	—
	Maricao, PR .....	—	—	—	—	—
	Maunabo, PR .....	—	—	—	—	—
	Mayagüez, PR .....	—	—	—	—	—
	Moca, PR .....	—	—	—	—	—
	Morovis, PR .....	—	—	—	—	—
	Naguabo, PR .....	3	47	440	2 360	1 225
	Naranjito, PR .....	—	—	—	—	—
	Orocovis, PR .....	2	a	D	D	D
	Patillas, PR .....	—	—	—	—	—
	Peñuelas, PR .....	—	—	—	—	—
	Ponce, PR .....	—	—	—	—	—
	Quebradillas, PR .....	—	—	—	—	—
	Rincón, PR .....	—	—	—	—	—
	Río Grande, PR .....	—	—	—	—	—
	Sabana Grande, PR .....	1	a	D	D	D
	Salinas, PR .....	—	—	—	—	—
	San Germán, PR .....	—	—	—	—	—
	San Juan, PR .....	3	c	D	D	D
	San Lorenzo, PR .....	—	—	—	—	—
	San Sebastián, PR .....	—	—	—	—	—
	Santa Isabel, PR .....	—	—	—	—	—
	Toa Alta, PR .....	—	—	—	—	—
	Toa Baja, PR .....	1	a	D	D	D
	Trujillo Alto, PR .....	—	—	—	—	—
	Utuado, PR .....	—	—	—	—	—
	Vega Alta, PR .....	—	—	—	—	—
	Vega Baja, PR .....	1	a	D	D	D
	Vieques, PR .....	—	—	—	—	—
	Villalba, PR .....	—	—	—	—	—
	Yabucoa, PR .....	—	—	—	—	—
	Yauco, PR .....	—	—	—	—	—

**Table 5. Basic Statistics for Establishments by Industry and Selected Municipios: 1997—Con.**

[Detail may not add to total because of rounding. For meaning of abbreviations and symbols, see introductory text. For explanation of terms, see Appendix A]

SIC code	Industry and geographic area	Establishments (number)	All employees+ (number)	Payroll, all employees (\$1,000)	Value of construction work (\$1,000)	Value added++ (\$1,000)
<b>1742</b>	<b>Plastering, drywall, acoustical, &amp; insulation work</b>					
	Puerto Rico .....	44	1 776	20 009	77 272	D
	Adjuntas, PR .....	—	b	—	—	D
	Aguada, PR .....	1	—	D	D	—
	Aguadilla, PR .....	—	—	—	—	—
	Aguas Buenas, PR .....	—	—	—	—	—
	Aibonito, PR .....	—	—	—	—	—
	Añasco, PR .....	1	b	D	D	D
	Arecibo, PR .....	—	—	—	—	—
	Arroyo, PR .....	—	—	—	—	—
	Barceloneta, PR .....	3	46	450	2 023	1 044
	Barranquitas, PR .....	—	—	—	—	—
	Bayamón, PR .....	7	102	681	4 665	2 857
	Cabo Rojo, PR .....	—	—	—	—	—
	Caguas, PR .....	2	b	D	D	D
	Camuy, PR .....	—	—	—	—	—
	Canóvanas, PR .....	—	—	—	—	—
	Carolina, PR .....	8	281	2 563	16 420	9 354
	Cataño, PR .....	1	a	D	D	D
	Cayey, PR .....	1	a	D	D	D
	Ceiba, PR .....	—	—	—	—	—
	Ciales, PR .....	—	—	—	—	—
	Cidra, PR .....	—	—	—	—	—
	Coamo, PR .....	—	—	—	—	—
	Comerio, PR .....	—	—	—	—	—
	Corozal, PR .....	—	—	—	—	—
	Culebra, PR .....	—	—	—	—	—
	Dorado, PR .....	—	—	—	—	—
	Fajardo, PR .....	—	—	—	—	—
	Florida, PR .....	—	—	—	—	—
	Guánica, PR .....	—	—	—	—	—
	Guayama, PR .....	—	—	—	—	—
	Guayanilla, PR .....	—	—	—	—	—
	Guaynabo, PR .....	2	e	D	D	D
	Gurabo, PR .....	—	—	—	—	—
	Hatillo, PR .....	1	b	D	D	D
	Hormigueros, PR .....	—	—	—	—	—
	Humacao, PR .....	—	—	—	—	—
	Isabela, PR .....	—	—	—	—	—
	Jayuya, PR .....	—	—	—	—	—
	Juana Díaz, PR .....	—	—	—	—	—
	Juncos, PR .....	—	—	—	—	—
	Lajas, PR .....	—	—	—	—	—
	Lares, PR .....	—	—	—	—	—
	Las Marías, PR .....	—	—	—	—	—
	Las Piedras, PR .....	—	—	—	—	—
	Loíza, PR .....	1	b	D	D	D
	Luquillo, PR .....	—	—	—	—	—
	Manatí, PR .....	—	—	—	—	—
	Maricao, PR .....	—	—	—	—	—
	Maunabo, PR .....	—	—	—	—	—
	Mayagüez, PR .....	—	—	—	—	—
	Moca, PR .....	—	—	—	—	—
	Morovis, PR .....	—	—	—	—	—
	Naguabo, PR .....	—	—	—	—	—
	Naranjito, PR .....	—	—	—	—	—
	Orocovis, PR .....	—	—	—	—	—
	Patillas, PR .....	—	—	—	—	—
	Peñuelas, PR .....	2	e	D	D	D
	Ponce, PR .....	—	—	—	—	—
	Quebradillas, PR .....	—	—	—	—	—
	Rincón, PR .....	1	a	D	D	D
	Río Grande, PR .....	—	—	—	—	—
	Sabana Grande, PR .....	—	—	—	—	—
	Salinas, PR .....	—	—	—	—	—
	San Germán, PR .....	—	—	—	—	—
	San Juan, PR .....	11	388	3 785	21 804	11 560
	San Lorenzo, PR .....	—	—	—	—	—
	San Sebastián, PR .....	—	—	—	—	—
	Santa Isabel, PR .....	—	—	—	—	—
	Toa Alta, PR .....	—	—	—	—	—
	Toa Baja, PR .....	—	—	—	—	—
	Trujillo Alto, PR .....	1	a	D	D	D
	Utuado, PR .....	—	—	—	—	—
	Vega Alta, PR .....	—	—	—	—	—
	Vega Baja, PR .....	—	—	—	—	—
	Vieques, PR .....	—	—	—	—	—
	Villalba, PR .....	—	—	—	—	—
	Yabucoa, PR .....	—	—	—	—	—
	Yauco, PR .....	1	b	D	D	D

**Table 5. Basic Statistics for Establishments by Industry and Selected Municipios: 1997—Con.**

[Detail may not add to total because of rounding. For meaning of abbreviations and symbols, see introductory text. For explanation of terms, see Appendix A]

SIC code	Industry and geographic area	Establishments (number)	All employees+ (number)	Payroll, all employees (\$1,000)	Value of construction work (\$1,000)	Value added++ (\$1,000)
<b>1743</b>	<b>Terrazzo, tile, marble, &amp; mosaic work</b>					
	Puerto Rico .....	8	107	1 202	5 281	D
	Adjuntas, PR .....	—	—	—	—	—
	Aguada, PR .....	2	a	D	D	D
	Aguadilla, PR .....	—	—	—	—	—
	Aguas Buenas, PR .....	—	—	—	—	—
	Aibonito, PR .....	—	—	—	—	—
	Añasco, PR .....	—	—	—	—	—
	Arecibo, PR .....	—	—	—	—	—
	Arroyo, PR .....	—	—	—	—	—
	Barceloneta, PR .....	—	—	—	—	—
	Barranquitas, PR .....	—	—	—	—	—
	Bayamón, PR .....	—	—	—	—	—
	Cabo Rojo, PR .....	—	—	—	—	—
	Caguas, PR .....	—	—	—	—	—
	Camuy, PR .....	—	—	—	—	—
	Canóvanas, PR .....	—	—	—	—	—
	Carolina, PR .....	—	—	—	—	—
	Cataño, PR .....	—	—	—	—	—
	Cayey, PR .....	—	—	—	—	—
	Ceiba, PR .....	—	—	—	—	—
	Ciales, PR .....	—	—	—	—	—
	Cidra, PR .....	—	—	—	—	—
	Coamo, PR .....	—	—	—	—	—
	Comerio, PR .....	—	—	—	—	—
	Corozal, PR .....	—	—	—	—	—
	Culebra, PR .....	—	—	—	—	—
	Dorado, PR .....	—	—	—	—	—
	Fajardo, PR .....	—	—	—	—	—
	Florida, PR .....	—	—	—	—	—
	Guánica, PR .....	—	—	—	—	—
	Guayama, PR .....	—	—	—	—	—
	Guayanilla, PR .....	—	—	—	—	—
	Guaynabo, PR .....	1	a	D	D	D
	Gurabo, PR .....	—	—	—	—	—
	Hatillo, PR .....	—	—	—	—	—
	Hormigueros, PR .....	—	—	—	—	—
	Humacao, PR .....	—	—	—	—	—
	Isabela, PR .....	—	—	—	—	—
	Jayuya, PR .....	—	—	—	—	—
	Juana Díaz, PR .....	—	—	—	—	—
	Juncos, PR .....	—	—	—	—	—
	Lajas, PR .....	—	—	—	—	—
	Lares, PR .....	—	—	—	—	—
	Las Marías, PR .....	—	—	—	—	—
	Las Piedras, PR .....	—	—	—	—	—
	Loíza, PR .....	—	—	—	—	—
	Luquillo, PR .....	1	a	D	D	D
	Manatí, PR .....	—	—	—	—	—
	Maricao, PR .....	—	—	—	—	—
	Maunabo, PR .....	—	—	—	—	—
	Mayagüez, PR .....	—	—	—	—	—
	Moca, PR .....	—	—	—	—	—
	Morovis, PR .....	—	—	—	—	—
	Naguabo, PR .....	—	—	—	—	—
	Naranjito, PR .....	—	—	—	—	—
	Orocovis, PR .....	—	—	—	—	—
	Patillas, PR .....	—	—	—	—	—
	Peñuelas, PR .....	—	—	—	—	—
	Ponce, PR .....	2	a	D	D	D
	Quebradillas, PR .....	—	—	—	—	—
	Rincón, PR .....	—	—	—	—	—
	Río Grande, PR .....	—	—	—	—	—
	Sabana Grande, PR .....	—	—	—	—	—
	Salinas, PR .....	—	—	—	—	—
	San Germán, PR .....	—	—	—	—	—
	San Juan, PR .....	2	b	D	D	D
	San Lorenzo, PR .....	—	—	—	—	—
	San Sebastián, PR .....	—	—	—	—	—
	Santa Isabel, PR .....	—	—	—	—	—
	Toa Alta, PR .....	—	—	—	—	—
	Toa Baja, PR .....	—	—	—	—	—
	Trujillo Alto, PR .....	—	—	—	—	—
	Utua, PR .....	—	—	—	—	—
	Vega Alta, PR .....	—	—	—	—	—
	Vega Baja, PR .....	—	—	—	—	—
	Vieques, PR .....	—	—	—	—	—
	Villalba, PR .....	—	—	—	—	—
	Yabucoa, PR .....	—	—	—	—	—
	Yauco, PR .....	—	—	—	—	—



**Table 5. Basic Statistics for Establishments by Industry and Selected Municipios: 1997—Con.**

[Detail may not add to total because of rounding. For meaning of abbreviations and symbols, see introductory text. For explanation of terms, see Appendix A]

SIC code	Industry and geographic area	Establishments (number)	All employees+ (number)	Payroll, all employees (\$1,000)	Value of construction work (\$1,000)	Value added++ (\$1,000)
<b>1751</b>	<b>Carpentry work</b>					
	Puerto Rico .....	29	201	1 457	5 964	D
	Adjuntas, PR .....	1	b	D	D	D
	Aguada, PR .....	1	a	D	D	D
	Aguadilla, PR .....	—	—	—	—	—
	Aguas Buenas, PR .....	1	a	D	D	D
	Aibonito, PR .....	—	—	—	—	—
	Añasco, PR .....	—	—	—	—	—
	Arecibo, PR .....	1	a	D	D	D
	Arroyo, PR .....	—	—	—	—	—
	Barceloneta, PR .....	—	—	—	—	—
	Barranquitas, PR .....	2	a	D	D	D
	Bayamón, PR .....	1	a	D	D	D
	Cabo Rojo, PR .....	—	—	—	—	—
	Caguas, PR .....	3	a	D	D	D
	Camuy, PR .....	—	—	—	—	—
	Canóvanas, PR .....	—	—	—	—	—
	Carolina, PR .....	—	—	—	—	—
	Cataño, PR .....	—	—	—	—	—
	Cayey, PR .....	—	—	—	—	—
	Ceiba, PR .....	—	—	—	—	—
	Ciales, PR .....	—	—	—	—	—
	Cidra, PR .....	—	—	—	—	—
	Coamo, PR .....	—	—	—	—	—
	Comerio, PR .....	—	—	—	—	—
	Corozal, PR .....	—	—	—	—	—
	Culebra, PR .....	1	a	D	D	D
	Dorado, PR .....	1	a	D	D	D
	Fajardo, PR .....	—	—	—	—	—
	Florida, PR .....	—	—	—	—	—
	Guánica, PR .....	1	a	D	D	D
	Guayama, PR .....	1	b	D	D	D
	Guayanilla, PR .....	—	—	—	—	—
	Guaynabo, PR .....	—	—	—	—	—
	Gurabo, PR .....	—	—	—	—	—
	Hatillo, PR .....	—	—	—	—	—
	Hormigueros, PR .....	—	—	—	—	—
	Humacao, PR .....	2	a	D	D	D
	Isabela, PR .....	—	—	—	—	—
	Jayuya, PR .....	1	a	D	D	D
	Juana Díaz, PR .....	—	—	—	—	—
	Juncos, PR .....	1	a	D	D	D
	Lajas, PR .....	—	—	—	—	—
	Lares, PR .....	—	—	—	—	—
	Las Marías, PR .....	—	—	—	—	—
	Las Piedras, PR .....	—	—	—	—	—
	Loíza, PR .....	—	—	—	—	—
	Luquillo, PR .....	—	—	—	—	—
	Manatí, PR .....	1	a	D	D	D
	Maricao, PR .....	—	—	—	—	—
	Maunabo, PR .....	—	—	—	—	—
	Mayagüez, PR .....	—	—	—	—	—
	Moca, PR .....	—	—	—	—	—
	Morovis, PR .....	1	a	D	D	D
	Naguabo, PR .....	1	a	D	D	D
	Naranjito, PR .....	1	a	D	D	D
	Orocovis, PR .....	—	—	—	—	—
	Patillas, PR .....	—	—	—	—	—
	Peñuelas, PR .....	—	—	—	—	—
	Ponce, PR .....	—	—	—	—	—
	Quebradillas, PR .....	—	—	—	—	—
	Rincón, PR .....	1	a	D	D	D
	Río Grande, PR .....	—	—	—	—	—
	Sabana Grande, PR .....	—	—	—	—	—
	Salinas, PR .....	—	—	—	—	—
	San Germán, PR .....	1	a	D	D	D
	San Juan, PR .....	2	a	D	D	D
	San Lorenzo, PR .....	—	—	—	—	—
	San Sebastián, PR .....	—	—	—	—	—
	Santa Isabel, PR .....	—	—	—	—	—
	Toa Alta, PR .....	—	—	—	—	—
	Toa Baja, PR .....	—	—	—	—	—
	Trujillo Alto, PR .....	—	—	—	—	—
	Utua, PR .....	—	—	—	—	—
	Vega Alta, PR .....	—	—	—	—	—
	Vega Baja, PR .....	2	a	D	D	D
	Vieques, PR .....	—	—	—	—	—
	Villalba, PR .....	1	a	D	D	D
	Yabucoa, PR .....	—	—	—	—	—
	Yauco, PR .....	—	—	—	—	—

**Table 5. Basic Statistics for Establishments by Industry and Selected Municipios: 1997—Con.**

[Detail may not add to total because of rounding. For meaning of abbreviations and symbols, see introductory text. For explanation of terms, see Appendix A]

SIC code	Industry and geographic area	Establishments (number)	All employees+ (number)	Payroll, all employees (\$1,000)	Value of construction work (\$1,000)	Value added++ (\$1,000)
<b>1752</b>	<b>Floor laying &amp; other floor work, nec</b>					
	Puerto Rico .....	17	138	1 422	9 762	D
	Adjuntas, PR .....	—	—	—	—	—
	Aguada, PR .....	—	—	—	—	—
	Aguadilla, PR .....	—	—	—	—	—
	Aguas Buenas, PR .....	—	—	—	—	—
	Aibonito, PR .....	—	—	—	—	—
	Añasco, PR .....	—	—	—	—	—
	Arecibo, PR .....	—	—	—	—	—
	Arroyo, PR .....	—	—	—	—	—
	Barceloneta, PR .....	—	—	—	—	—
	Barranquitas, PR .....	—	—	—	—	—
	Bayamón, PR .....	—	—	—	—	—
	Cabo Rojo, PR .....	—	—	—	—	—
	Caguas, PR .....	—	—	—	—	—
	Camuy, PR .....	—	—	—	—	—
	Canóvanas, PR .....	—	—	—	—	—
	Carolina, PR .....	1	a	D	D	D
	Cataño, PR .....	—	—	—	—	—
	Cayey, PR .....	—	—	—	—	—
	Ceiba, PR .....	—	—	—	—	—
	Ciales, PR .....	—	—	—	—	—
	Cidra, PR .....	—	—	—	—	—
	Coamo, PR .....	—	—	—	—	—
	Comerio, PR .....	—	—	—	—	—
	Corozal, PR .....	—	—	—	—	—
	Culebra, PR .....	—	—	—	—	—
	Dorado, PR .....	—	—	—	—	—
	Fajardo, PR .....	1	a	D	D	D
	Florida, PR .....	—	—	—	—	—
	Guánica, PR .....	—	—	—	—	—
	Guayama, PR .....	—	—	—	—	—
	Guayanilla, PR .....	—	—	—	—	—
	Guaynabo, PR .....	1	a	D	D	D
	Gurabo, PR .....	—	—	—	—	—
	Hatillo, PR .....	—	—	—	—	—
	Hormigueros, PR .....	—	—	—	—	—
	Humacao, PR .....	1	a	D	D	D
	Isabela, PR .....	—	—	—	—	—
	Jayuya, PR .....	—	—	—	—	—
	Juana Díaz, PR .....	—	—	—	—	—
	Juncos, PR .....	1	a	D	D	D
	Lajas, PR .....	—	—	—	—	—
	Lares, PR .....	—	—	—	—	—
	Las Marías, PR .....	—	—	—	—	—
	Las Piedras, PR .....	—	—	—	—	—
	Loíza, PR .....	—	—	—	—	—
	Luquillo, PR .....	—	—	—	—	—
	Manatí, PR .....	—	—	—	—	—
	Maricao, PR .....	—	—	—	—	—
	Maunabo, PR .....	—	—	—	—	—
	Mayagüez, PR .....	—	—	—	—	—
	Moca, PR .....	—	—	—	—	—
	Morovis, PR .....	—	—	—	—	—
	Naguabo, PR .....	2	a	D	D	D
	Naranjito, PR .....	—	—	—	—	—
	Orocovis, PR .....	—	—	—	—	—
	Patillas, PR .....	—	—	—	—	—
	Peñuelas, PR .....	—	—	—	—	—
	Ponce, PR .....	2	a	D	D	D
	Quebradillas, PR .....	—	—	—	—	—
	Rincón, PR .....	—	—	—	—	—
	Río Grande, PR .....	—	—	—	—	—
	Sabana Grande, PR .....	—	—	—	—	—
	Salinas, PR .....	—	—	—	—	—
	San Germán, PR .....	—	—	—	—	—
	San Juan, PR .....	5	95	1 091	6 767	4 489
	San Lorenzo, PR .....	—	—	—	—	—
	San Sebastián, PR .....	1	a	D	D	D
	Santa Isabel, PR .....	—	—	—	—	—
	Toa Alta, PR .....	—	—	—	—	—
	Toa Baja, PR .....	—	—	—	—	—
	Trujillo Alto, PR .....	1	a	D	D	D
	Utua, PR .....	—	—	—	—	—
	Vega Alta, PR .....	—	—	—	—	—
	Vega Baja, PR .....	1	a	D	D	D
	Vieques, PR .....	—	—	—	—	—
	Villalba, PR .....	—	—	—	—	—
	Yabucoa, PR .....	—	—	—	—	—
	Yauco, PR .....	—	—	—	—	—

**Table 5. Basic Statistics for Establishments by Industry and Selected Municipios: 1997—Con.**

[Detail may not add to total because of rounding. For meaning of abbreviations and symbols, see introductory text. For explanation of terms, see Appendix A]

SIC code	Industry and geographic area	Establishments (number)	All employees+ (number)	Payroll, all employees (\$1,000)	Value of construction work (\$1,000)	Value added++ (\$1,000)
<b>1761</b>	<b>Roofing, siding, &amp; sheet metal work</b>					
	Puerto Rico .....	66	840	7 718	43 102	24 657
	Adjuntas, PR .....	—	—	—	—	—
	Aguada, PR .....	1	a	D	D	D
	Aguadilla, PR .....	1	a	D	D	D
	Aguas Buenas, PR .....	—	—	—	—	—
	Aibonito, PR .....	—	—	—	—	—
	Añasco, PR .....	—	—	—	—	—
	Arecibo, PR .....	—	—	—	—	—
	Arroyo, PR .....	—	—	—	—	—
	Barceloneta, PR .....	—	—	—	—	—
	Barranquitas, PR .....	—	—	—	—	—
	Bayamón, PR .....	12	104	986	4 697	2 670
	Cabo Rojo, PR .....	2	a	D	D	D
	Caguas, PR .....	2	a	D	D	D
	Camuy, PR .....	1	a	D	D	D
	Canóvanas, PR .....	1	a	D	D	D
	Carolina, PR .....	2	b	D	D	D
	Cataño, PR .....	2	c	D	D	D
	Cayey, PR .....	1	a	D	D	D
	Ceiba, PR .....	—	—	—	—	—
	Ciales, PR .....	—	—	—	—	—
	Cidra, PR .....	—	—	—	—	—
	Coamo, PR .....	—	—	—	—	—
	Comerio, PR .....	—	—	—	—	—
	Corozal, PR .....	1	a	D	D	D
	Culebra, PR .....	—	—	—	—	—
	Dorado, PR .....	1	a	D	D	D
	Fajardo, PR .....	—	—	—	—	—
	Florida, PR .....	—	—	—	—	—
	Guánica, PR .....	—	—	—	—	—
	Guayama, PR .....	1	a	D	D	D
	Guayanilla, PR .....	—	—	—	—	—
	Guaynabo, PR .....	3	21	151	1 323	759
	Gurabo, PR .....	—	—	—	—	—
	Hatillo, PR .....	1	a	D	D	D
	Hormigueros, PR .....	—	—	—	—	—
	Humacao, PR .....	1	a	D	D	D
	Isabela, PR .....	—	—	—	—	—
	Jayuya, PR .....	—	—	—	—	—
	Juana Díaz, PR .....	1	a	D	D	D
	Juncos, PR .....	—	—	—	—	—
	Lajas, PR .....	—	—	—	—	—
	Lares, PR .....	—	—	—	—	—
	Las Marías, PR .....	—	—	—	—	—
	Las Piedras, PR .....	—	—	—	—	—
	Loíza, PR .....	—	—	—	—	—
	Luquillo, PR .....	—	—	—	—	—
	Manatí, PR .....	—	—	—	—	—
	Maricao, PR .....	—	—	—	—	—
	Maunabo, PR .....	—	—	—	—	—
	Mayagüez, PR .....	1	a	D	D	D
	Moca, PR .....	1	a	D	D	D
	Morovis, PR .....	1	a	D	D	D
	Naguabo, PR .....	—	—	—	—	—
	Naranjito, PR .....	—	—	—	—	—
	Orocovis, PR .....	—	—	—	—	—
	Patillas, PR .....	—	—	—	—	—
	Peñuelas, PR .....	—	—	—	—	—
	Ponce, PR .....	6	b	D	D	D
	Quebradillas, PR .....	1	a	D	D	D
	Rincón, PR .....	—	—	—	—	—
	Río Grande, PR .....	—	—	—	—	—
	Sabana Grande, PR .....	—	—	—	—	—
	Salinas, PR .....	—	—	—	—	—
	San Germán, PR .....	1	a	D	D	D
	San Juan, PR .....	14	201	1 198	5 697	2 905
	San Lorenzo, PR .....	1	a	D	D	D
	San Sebastián, PR .....	—	—	—	—	—
	Santa Isabel, PR .....	—	—	—	—	—
	Toa Alta, PR .....	1	a	D	D	D
	Toa Baja, PR .....	3	101	987	5 851	3 281
	Trujillo Alto, PR .....	2	a	D	D	D
	Utuado, PR .....	—	—	—	—	—
	Vega Alta, PR .....	—	—	—	—	—
	Vega Baja, PR .....	—	—	—	—	—
	Vieques, PR .....	—	—	—	—	—
	Villalba, PR .....	—	—	—	—	—
	Yabucoa, PR .....	—	—	—	—	—
	Yauco, PR .....	—	—	—	—	—

**Table 5. Basic Statistics for Establishments by Industry and Selected Municipios: 1997—Con.**

[Detail may not add to total because of rounding. For meaning of abbreviations and symbols, see introductory text. For explanation of terms, see Appendix A]

SIC code	Industry and geographic area	Establishments (number)	All employees+ (number)	Payroll, all employees (\$1,000)	Value of construction work (\$1,000)	Value added++ (\$1,000)
<b>1771</b>	<b>Concrete work</b>					
	Puerto Rico .....	51	1 863	21 197	72 528	D
	Adjuntas, PR .....	—	—	—	—	—
	Aguada, PR .....	1	a	D	D	D
	Aguadilla, PR .....	—	—	—	—	—
	Aguas Buenas, PR .....	—	—	—	—	—
	Aibonito, PR .....	—	—	—	—	—
	Añasco, PR .....	—	—	—	—	—
	Arecibo, PR .....	—	—	—	—	—
	Arroyo, PR .....	—	—	—	—	—
	Barceloneta, PR .....	—	—	—	—	—
	Barranquitas, PR .....	3	b	D	D	D
	Bayamón, PR .....	2	a	D	D	D
	Cabo Rojo, PR .....	—	—	—	—	—
	Caguas, PR .....	3	160	1 440	7 662	3 418
	Camuy, PR .....	—	—	—	—	—
	Canóvanas, PR .....	—	—	—	—	—
	Carolina, PR .....	2	b	D	D	D
	Cataño, PR .....	—	—	—	—	—
	Cayey, PR .....	1	a	D	D	D
	Ceiba, PR .....	1	a	D	D	D
	Ciales, PR .....	—	—	—	—	—
	Cidra, PR .....	1	a	D	D	D
	Coamo, PR .....	—	—	—	—	—
	Comerio, PR .....	—	—	—	—	—
	Corozal, PR .....	1	a	D	D	D
	Culebra, PR .....	—	—	—	—	—
	Dorado, PR .....	1	a	D	D	D
	Fajardo, PR .....	—	—	—	—	—
	Florida, PR .....	1	a	D	D	D
	Guánica, PR .....	—	—	—	—	—
	Guayama, PR .....	—	—	—	—	—
	Guayanilla, PR .....	—	—	—	—	—
	Guaynabo, PR .....	4	66	963	4 540	2 865
	Gurabo, PR .....	—	—	—	—	—
	Hatillo, PR .....	1	a	D	D	D
	Hormigueros, PR .....	1	a	D	D	D
	Humacao, PR .....	—	—	—	—	—
	Isabela, PR .....	1	a	D	D	D
	Jayuya, PR .....	—	—	—	—	—
	Juana Díaz, PR .....	4	a	D	D	D
	Juncos, PR .....	—	—	—	—	—
	Lajas, PR .....	—	—	—	—	—
	Lares, PR .....	1	a	D	D	D
	Las Marías, PR .....	1	b	D	D	D
	Las Piedras, PR .....	—	—	—	—	—
	Loíza, PR .....	1	a	D	D	D
	Luquillo, PR .....	—	—	—	—	—
	Manatí, PR .....	—	—	—	—	—
	Maricao, PR .....	—	—	—	—	—
	Maunabo, PR .....	—	—	—	—	—
	Mayagüez, PR .....	1	a	D	D	D
	Moca, PR .....	—	—	—	—	—
	Morovis, PR .....	—	—	—	—	—
	Naguabo, PR .....	2	e	D	D	D
	Naranjito, PR .....	2	a	D	D	D
	Orocovis, PR .....	—	—	—	—	—
	Patillas, PR .....	1	a	D	D	D
	Peñuelas, PR .....	1	b	D	D	D
	Ponce, PR .....	1	a	D	D	D
	Quebradillas, PR .....	—	—	—	—	—
	Rincón, PR .....	—	—	—	—	—
	Río Grande, PR .....	—	—	—	—	—
	Sabana Grande, PR .....	—	—	—	—	—
	Salinas, PR .....	—	—	—	—	—
	San Germán, PR .....	1	b	D	D	D
	San Juan, PR .....	5	g	D	D	D
	San Lorenzo, PR .....	—	—	—	—	—
	San Sebastián, PR .....	1	a	D	D	D
	Santa Isabel, PR .....	—	—	—	—	—
	Toa Alta, PR .....	1	a	D	D	D
	Toa Baja, PR .....	1	a	D	D	D
	Trujillo Alto, PR .....	1	a	D	D	D
	Utua, PR .....	—	—	—	—	—
	Vega Alta, PR .....	—	—	—	—	—
	Vega Baja, PR .....	2	a	D	D	D
	Vieques, PR .....	—	—	—	—	—
	Villalba, PR .....	—	—	—	—	—
	Yabucoa, PR .....	—	—	—	—	—
	Yauco, PR .....	—	—	—	—	—

**Table 5. Basic Statistics for Establishments by Industry and Selected Municipios: 1997—Con.**

[Detail may not add to total because of rounding. For meaning of abbreviations and symbols, see introductory text. For explanation of terms, see Appendix A]

SIC code	Industry and geographic area	Establishments (number)	All employees+ (number)	Payroll, all employees (\$1,000)	Value of construction work (\$1,000)	Value added++ (\$1,000)
<b>1781</b>	<b>Water well drilling</b>					
	Puerto Rico .....	3	22	359	1 375	D
	Adjuntas, PR .....	—	—	—	—	—
	Aguada, PR .....	—	—	—	—	—
	Aguadilla, PR .....	—	—	—	—	—
	Aguas Buenas, PR .....	—	—	—	—	—
	Aibonito, PR .....	—	—	—	—	—
	Añasco, PR .....	—	—	—	—	—
	Arecibo, PR .....	—	—	—	—	—
	Arroyo, PR .....	—	—	—	—	—
	Barceloneta, PR .....	—	—	—	—	—
	Barranquitas, PR .....	—	—	—	—	—
	Bayamón, PR .....	—	—	—	—	—
	Cabo Rojo, PR .....	—	—	—	—	—
	Caguas, PR .....	1	a	D	D	D
	Camuy, PR .....	—	—	—	—	—
	Canóvanas, PR .....	—	—	—	—	—
	Carolina, PR .....	—	—	—	—	—
	Cataño, PR .....	—	—	—	—	—
	Cayey, PR .....	—	—	—	—	—
	Ceiba, PR .....	—	—	—	—	—
	Ciales, PR .....	—	—	—	—	—
	Cidra, PR .....	—	—	—	—	—
	Coamo, PR .....	—	—	—	—	—
	Comerio, PR .....	—	—	—	—	—
	Corozal, PR .....	—	—	—	—	—
	Culebra, PR .....	—	—	—	—	—
	Dorado, PR .....	—	—	—	—	—
	Fajardo, PR .....	—	—	—	—	—
	Florida, PR .....	—	—	—	—	—
	Guánica, PR .....	—	—	—	—	—
	Guayama, PR .....	—	—	—	—	—
	Guayanilla, PR .....	—	—	—	—	—
	Guaynabo, PR .....	—	—	—	—	—
	Gurabo, PR .....	—	—	—	—	—
	Hatillo, PR .....	—	—	—	—	—
	Hormigueros, PR .....	—	—	—	—	—
	Humacao, PR .....	—	—	—	—	—
	Isabela, PR .....	—	—	—	—	—
	Jayuya, PR .....	—	—	—	—	—
	Juana Díaz, PR .....	—	—	—	—	—
	Juncos, PR .....	—	—	—	—	—
	Lajas, PR .....	—	—	—	—	—
	Lares, PR .....	—	—	—	—	—
	Las Marías, PR .....	—	—	—	—	—
	Las Piedras, PR .....	—	—	—	—	—
	Loíza, PR .....	—	—	—	—	—
	Luquillo, PR .....	—	—	—	—	—
	Manatí, PR .....	—	—	—	—	—
	Maricao, PR .....	—	—	—	—	—
	Maunabo, PR .....	—	—	—	—	—
	Mayagüez, PR .....	—	—	—	—	—
	Moca, PR .....	—	—	—	—	—
	Morovis, PR .....	—	—	—	—	—
	Naguabo, PR .....	—	—	—	—	—
	Naranjito, PR .....	—	—	—	—	—
	Orocovis, PR .....	—	—	—	—	—
	Patillas, PR .....	—	—	—	—	—
	Peñuelas, PR .....	1	a	D	D	D
	Ponce, PR .....	1	a	D	D	D
	Quebradillas, PR .....	—	—	—	—	—
	Rincón, PR .....	—	—	—	—	—
	Río Grande, PR .....	—	—	—	—	—
	Sabana Grande, PR .....	—	—	—	—	—
	Salinas, PR .....	—	—	—	—	—
	San Germán, PR .....	—	—	—	—	—
	San Juan, PR .....	—	—	—	—	—
	San Lorenzo, PR .....	—	—	—	—	—
	San Sebastián, PR .....	—	—	—	—	—
	Santa Isabel, PR .....	—	—	—	—	—
	Toa Alta, PR .....	—	—	—	—	—
	Toa Baja, PR .....	—	—	—	—	—
	Trujillo Alto, PR .....	—	—	—	—	—
	Utua, PR .....	—	—	—	—	—
	Vega Alta, PR .....	—	—	—	—	—
	Vega Baja, PR .....	—	—	—	—	—
	Vieques, PR .....	—	—	—	—	—
	Villalba, PR .....	—	—	—	—	—
	Yabucoa, PR .....	—	—	—	—	—
	Yauco, PR .....	—	—	—	—	—

**Table 5. Basic Statistics for Establishments by Industry and Selected Municipios: 1997—Con.**

[Detail may not add to total because of rounding. For meaning of abbreviations and symbols, see introductory text. For explanation of terms, see Appendix A]

SIC code	Industry and geographic area	Establishments (number)	All employees+ (number)	Payroll, all employees (\$1,000)	Value of construction work (\$1,000)	Value added++ (\$1,000)
<b>1791</b>	<b>Structural steel erection</b>					
	Puerto Rico .....	37	843	10 822	60 201	D
	Adjuntas, PR .....	—	—	—	—	—
	Aguada, PR .....	—	—	—	—	—
	Aguadilla, PR .....	—	—	—	—	—
	Aguas Buenas, PR .....	—	—	—	—	—
	Aibonito, PR .....	—	—	—	—	—
	Añasco, PR .....	—	—	—	—	—
	Arecibo, PR .....	1	a	D	D	D
	Arroyo, PR .....	—	—	—	—	—
	Barceloneta, PR .....	—	—	—	—	—
	Barranquitas, PR .....	—	—	—	—	—
	Bayamón, PR .....	4	c	D	D	D
	Cabo Rojo, PR .....	—	—	—	—	—
	Caguas, PR .....	3	a	D	D	D
	Camuy, PR .....	1	a	D	D	D
	Canóvanas, PR .....	—	—	—	—	—
	Carolina, PR .....	3	34	411	1 220	636
	Cataño, PR .....	2	c	D	D	D
	Cayey, PR .....	—	—	—	—	—
	Ceiba, PR .....	—	—	—	—	—
	Ciales, PR .....	—	—	—	—	—
	Cidra, PR .....	—	—	—	—	—
	Coamo, PR .....	—	—	—	—	—
	Comerio, PR .....	—	—	—	—	—
	Corozal, PR .....	—	—	—	—	—
	Culebra, PR .....	—	—	—	—	—
	Dorado, PR .....	—	—	—	—	—
	Fajardo, PR .....	—	—	—	—	—
	Florida, PR .....	—	—	—	—	—
	Guánica, PR .....	1	a	D	D	D
	Guayama, PR .....	—	—	—	—	—
	Guayanilla, PR .....	—	—	—	—	—
	Guaynabo, PR .....	3	44	510	2 654	1 150
	Gurabo, PR .....	1	a	D	D	D
	Hatillo, PR .....	—	—	—	—	—
	Hormigueros, PR .....	—	—	—	—	—
	Humacao, PR .....	—	—	—	—	—
	Isabela, PR .....	—	—	—	—	—
	Jayuya, PR .....	—	—	—	—	—
	Juana Díaz, PR .....	1	a	D	D	D
	Juncos, PR .....	—	—	—	—	—
	Lajas, PR .....	—	—	—	—	—
	Lares, PR .....	—	—	—	—	—
	Las Marías, PR .....	—	—	—	—	—
	Las Piedras, PR .....	—	—	—	—	—
	Loíza, PR .....	—	—	—	—	—
	Luquillo, PR .....	—	—	—	—	—
	Manatí, PR .....	—	—	—	—	—
	Maricao, PR .....	—	—	—	—	—
	Maunabo, PR .....	—	—	—	—	—
	Mayagüez, PR .....	—	—	—	—	—
	Moca, PR .....	—	—	—	—	—
	Morovis, PR .....	—	—	—	—	—
	Naguabo, PR .....	—	—	—	—	—
	Naranjito, PR .....	—	—	—	—	—
	Orocovis, PR .....	—	—	—	—	—
	Patillas, PR .....	—	—	—	—	—
	Peñuelas, PR .....	—	—	—	—	—
	Ponce, PR .....	3	34	404	1 543	765
	Quebradillas, PR .....	—	—	—	—	—
	Rincón, PR .....	—	—	—	—	—
	Río Grande, PR .....	—	—	—	—	—
	Sabana Grande, PR .....	—	—	—	—	—
	Salinas, PR .....	—	—	—	—	—
	San Germán, PR .....	—	—	—	—	—
	San Juan, PR .....	7	310	4 185	26 185	11 639
	San Lorenzo, PR .....	—	—	—	—	—
	San Sebastián, PR .....	—	—	—	—	—
	Santa Isabel, PR .....	—	—	—	—	—
	Toa Alta, PR .....	—	—	—	—	—
	Toa Baja, PR .....	3	107	1 097	3 842	2 127
	Trujillo Alto, PR .....	—	—	—	—	—
	Utua, PR .....	—	—	—	—	—
	Vega Alta, PR .....	—	—	—	—	—
	Vega Baja, PR .....	—	—	—	—	—
	Vieques, PR .....	1	a	D	D	D
	Villalba, PR .....	2	b	D	D	D
	Yabucoa, PR .....	—	—	—	—	—
	Yauco, PR .....	1	a	D	D	D

**Table 5. Basic Statistics for Establishments by Industry and Selected Municipios: 1997—Con.**

[Detail may not add to total because of rounding. For meaning of abbreviations and symbols, see introductory text. For explanation of terms, see Appendix A]

SIC code	Industry and geographic area	Establishments (number)	All employees+ (number)	Payroll, all employees (\$1,000)	Value of construction work (\$1,000)	Value added++ (\$1,000)
<b>1793</b>	<b>Glass &amp; glazing work</b>					
	Puerto Rico .....	11	78	629	4 021	D
	Adjuntas, PR .....	—	—	—	—	—
	Aguada, PR .....	—	—	—	—	—
	Aguadilla, PR .....	—	—	—	—	—
	Aguas Buenas, PR .....	—	—	—	—	—
	Aibonito, PR .....	—	—	—	—	—
	Añasco, PR .....	—	—	—	—	—
	Arecibo, PR .....	1	a	D	D	D
	Arroyo, PR .....	—	—	—	—	—
	Barceloneta, PR .....	—	—	—	—	—
	Barranquitas, PR .....	—	—	—	—	—
	Bayamón, PR .....	1	a	D	D	D
	Cabo Rojo, PR .....	—	—	—	—	—
	Caguas, PR .....	—	—	—	—	—
	Camuy, PR .....	—	—	—	—	—
	Canóvanas, PR .....	—	—	—	—	—
	Carolina, PR .....	—	—	—	—	—
	Cataño, PR .....	—	—	—	—	—
	Cayey, PR .....	—	—	—	—	—
	Ceiba, PR .....	—	—	—	—	—
	Ciales, PR .....	—	—	—	—	—
	Cidra, PR .....	—	—	—	—	—
	Coamo, PR .....	—	—	—	—	—
	Comerio, PR .....	—	—	—	—	—
	Corozal, PR .....	1	a	D	D	D
	Culebra, PR .....	—	—	—	—	—
	Dorado, PR .....	—	—	—	—	—
	Fajardo, PR .....	—	—	—	—	—
	Florida, PR .....	—	—	—	—	—
	Guánica, PR .....	—	—	—	—	—
	Guayama, PR .....	—	—	—	—	—
	Guayanilla, PR .....	—	—	—	—	—
	Guaynabo, PR .....	—	—	—	—	—
	Gurabo, PR .....	—	—	—	—	—
	Hatillo, PR .....	—	—	—	—	—
	Hormigueros, PR .....	—	—	—	—	—
	Humacao, PR .....	1	a	D	D	D
	Isabela, PR .....	—	—	—	—	—
	Jayuya, PR .....	—	—	—	—	—
	Juana Díaz, PR .....	—	—	—	—	—
	Juncos, PR .....	—	—	—	—	—
	Lajas, PR .....	—	—	—	—	—
	Lares, PR .....	—	—	—	—	—
	Las Marías, PR .....	—	—	—	—	—
	Las Piedras, PR .....	—	—	—	—	—
	Loíza, PR .....	—	—	—	—	—
	Luquillo, PR .....	—	—	—	—	—
	Manatí, PR .....	—	—	—	—	—
	Maricao, PR .....	—	—	—	—	—
	Maunabo, PR .....	—	—	—	—	—
	Mayagüez, PR .....	1	a	D	D	D
	Moca, PR .....	—	—	—	—	—
	Morovis, PR .....	—	—	—	—	—
	Naguabo, PR .....	—	—	—	—	—
	Naranjito, PR .....	—	—	—	—	—
	Orocovis, PR .....	—	—	—	—	—
	Patillas, PR .....	—	—	—	—	—
	Peñuelas, PR .....	—	—	—	—	—
	Ponce, PR .....	—	—	—	—	—
	Quebradillas, PR .....	—	—	—	—	—
	Rincón, PR .....	—	—	—	—	—
	Río Grande, PR .....	—	—	—	—	—
	Sabana Grande, PR .....	—	—	—	—	—
	Salinas, PR .....	—	—	—	—	—
	San Germán, PR .....	—	—	—	—	—
	San Juan, PR .....	5	37	327	2 200	1 304
	San Lorenzo, PR .....	—	—	—	—	—
	San Sebastián, PR .....	—	—	—	—	—
	Santa Isabel, PR .....	—	—	—	—	—
	Toa Alta, PR .....	—	—	—	—	—
	Toa Baja, PR .....	1	b	D	D	D
	Trujillo Alto, PR .....	—	—	—	—	—
	Utua, PR .....	—	—	—	—	—
	Vega Alta, PR .....	—	—	—	—	—
	Vega Baja, PR .....	—	—	—	—	—
	Vieques, PR .....	—	—	—	—	—
	Villalba, PR .....	—	—	—	—	—
	Yabucoa, PR .....	—	—	—	—	—
	Yauco, PR .....	—	—	—	—	—

**Table 5. Basic Statistics for Establishments by Industry and Selected Municipios: 1997—Con.**

[Detail may not add to total because of rounding. For meaning of abbreviations and symbols, see introductory text. For explanation of terms, see Appendix A]

SIC code	Industry and geographic area	Establishments (number)	All employees+ (number)	Payroll, all employees (\$1,000)	Value of construction work (\$1,000)	Value added++ (\$1,000)
<b>1794</b>	<b>Excavation work</b>					
	Puerto Rico .....	16	525	5 867	32 060	D
	Adjuntas, PR .....	—	—	—	—	—
	Aguada, PR .....	—	—	—	—	—
	Aguadilla, PR .....	—	—	—	—	—
	Aguas Buenas, PR .....	—	—	—	—	—
	Aibonito, PR .....	—	—	—	—	—
	Añasco, PR .....	—	—	—	—	—
	Arecibo, PR .....	—	—	—	—	—
	Arroyo, PR .....	1	a	D	D	D
	Barceloneta, PR .....	—	—	—	—	—
	Barranquitas, PR .....	—	—	—	—	—
	Bayamón, PR .....	1	c	D	D	D
	Cabo Rojo, PR .....	—	—	—	—	—
	Caguas, PR .....	1	a	D	D	D
	Camuy, PR .....	—	—	—	—	—
	Canóvanas, PR .....	1	a	D	D	D
	Carolina, PR .....	1	a	D	D	D
	Cataño, PR .....	—	—	—	—	—
	Cayey, PR .....	1	a	D	D	D
	Ceiba, PR .....	—	—	—	—	—
	Ciales, PR .....	—	—	—	—	—
	Cidra, PR .....	—	—	—	—	—
	Coamo, PR .....	—	—	—	—	—
	Comerio, PR .....	—	—	—	—	—
	Corozal, PR .....	—	—	—	—	—
	Culebra, PR .....	—	—	—	—	—
	Dorado, PR .....	1	b	D	D	D
	Fajardo, PR .....	—	—	—	—	—
	Florida, PR .....	—	—	—	—	—
	Guánica, PR .....	—	—	—	—	—
	Guayama, PR .....	—	—	—	—	—
	Guayanilla, PR .....	—	—	—	—	—
	Guaynabo, PR .....	1	b	D	D	D
	Gurabo, PR .....	—	—	—	—	—
	Hatillo, PR .....	—	—	—	—	—
	Hormigueros, PR .....	—	—	—	—	—
	Humacao, PR .....	—	—	—	—	—
	Isabela, PR .....	—	—	—	—	—
	Jayuya, PR .....	—	—	—	—	—
	Juana Díaz, PR .....	—	—	—	—	—
	Juncos, PR .....	—	—	—	—	—
	Lajas, PR .....	1	a	D	D	D
	Lares, PR .....	—	—	—	—	—
	Las Marías, PR .....	—	—	—	—	—
	Las Piedras, PR .....	—	—	—	—	—
	Loíza, PR .....	—	—	—	—	—
	Luquillo, PR .....	—	—	—	—	—
	Manatí, PR .....	—	—	—	—	—
	Maricao, PR .....	—	—	—	—	—
	Maunabo, PR .....	—	—	—	—	—
	Mayagüez, PR .....	1	a	D	D	D
	Moca, PR .....	—	—	—	—	—
	Morovis, PR .....	—	—	—	—	—
	Naguabo, PR .....	—	—	—	—	—
	Naranjito, PR .....	—	—	—	—	—
	Orocovis, PR .....	—	—	—	—	—
	Patillas, PR .....	—	—	—	—	—
	Peñuelas, PR .....	—	—	—	—	—
	Ponce, PR .....	—	—	—	—	—
	Quebradillas, PR .....	—	—	—	—	—
	Rincón, PR .....	—	—	—	—	—
	Río Grande, PR .....	—	—	—	—	—
	Sabana Grande, PR .....	—	—	—	—	—
	Salinas, PR .....	—	—	—	—	—
	San Germán, PR .....	1	a	D	D	D
	San Juan, PR .....	3	c	D	D	D
	San Lorenzo, PR .....	—	—	—	—	—
	San Sebastián, PR .....	1	a	D	D	D
	Santa Isabel, PR .....	—	—	—	—	—
	Toa Alta, PR .....	1	a	D	D	D
	Toa Baja, PR .....	—	—	—	—	—
	Trujillo Alto, PR .....	—	—	—	—	—
	Utua, PR .....	—	—	—	—	—
	Vega Alta, PR .....	—	—	—	—	—
	Vega Baja, PR .....	—	—	—	—	—
	Vieques, PR .....	—	—	—	—	—
	Villalba, PR .....	—	—	—	—	—
	Yabucoa, PR .....	—	—	—	—	—
	Yauco, PR .....	—	—	—	—	—



**Table 5. Basic Statistics for Establishments by Industry and Selected Municipios: 1997—Con.**

[Detail may not add to total because of rounding. For meaning of abbreviations and symbols, see introductory text. For explanation of terms, see Appendix A]

SIC code	Industry and geographic area	Establishments (number)	All employees+ (number)	Payroll, all employees (\$1,000)	Value of construction work (\$1,000)	Value added++ (\$1,000)
<b>1795</b>	<b>Wrecking &amp; demolition work</b>					
	Puerto Rico .....	7	71	960	6 183	4 110
	Adjuntas, PR .....	—	—	—	—	—
	Aguada, PR .....	—	—	—	—	—
	Aguadilla, PR .....	—	—	—	—	—
	Aguas Buenas, PR .....	—	—	—	—	—
	Aibonito, PR .....	—	—	—	—	—
	Añasco, PR .....	—	—	—	—	—
	Arecibo, PR .....	—	—	—	—	—
	Arroyo, PR .....	—	—	—	—	—
	Barceloneta, PR .....	—	—	—	—	—
	Barranquitas, PR .....	—	—	—	—	—
	Bayamón, PR .....	—	—	—	—	—
	Cabo Rojo, PR .....	—	—	—	—	—
	Caguas, PR .....	—	—	—	—	—
	Camuy, PR .....	—	—	—	—	—
	Canóvanas, PR .....	—	—	—	—	—
	Carolina, PR .....	—	—	—	—	—
	Cataño, PR .....	—	—	—	—	—
	Cayey, PR .....	—	—	—	—	—
	Ceiba, PR .....	—	—	—	—	—
	Ciales, PR .....	—	—	—	—	—
	Cidra, PR .....	—	—	—	—	—
	Coamo, PR .....	—	—	—	—	—
	Comerio, PR .....	—	—	—	—	—
	Corozal, PR .....	—	—	—	—	—
	Culebra, PR .....	—	—	—	—	—
	Dorado, PR .....	—	—	—	—	—
	Fajardo, PR .....	—	—	—	—	—
	Florida, PR .....	—	—	—	—	—
	Guánica, PR .....	—	—	—	—	—
	Guayama, PR .....	—	—	—	—	—
	Guayanilla, PR .....	—	—	—	—	—
	Guaynabo, PR .....	—	—	—	—	—
	Gurabo, PR .....	—	—	—	—	—
	Hatillo, PR .....	—	—	—	—	—
	Hormigueros, PR .....	—	—	—	—	—
	Humacao, PR .....	—	—	—	—	—
	Isabela, PR .....	—	—	—	—	—
	Jayuya, PR .....	—	—	—	—	—
	Juana Díaz, PR .....	—	—	—	—	—
	Juncos, PR .....	—	—	—	—	—
	Lajas, PR .....	—	—	—	—	—
	Lares, PR .....	—	—	—	—	—
	Las Marías, PR .....	—	—	—	—	—
	Las Piedras, PR .....	1	a	D	D	D
	Loíza, PR .....	—	—	—	—	—
	Luquillo, PR .....	—	—	—	—	—
	Manatí, PR .....	—	—	—	—	—
	Maricao, PR .....	—	—	—	—	—
	Maunabo, PR .....	—	—	—	—	—
	Mayagüez, PR .....	—	—	—	—	—
	Moca, PR .....	—	—	—	—	—
	Morovis, PR .....	—	—	—	—	—
	Naguabo, PR .....	—	—	—	—	—
	Naranjito, PR .....	—	—	—	—	—
	Orocovis, PR .....	—	—	—	—	—
	Patillas, PR .....	—	—	—	—	—
	Peñuelas, PR .....	—	—	—	—	—
	Ponce, PR .....	1	a	D	D	D
	Quebradillas, PR .....	—	—	—	—	—
	Rincón, PR .....	—	—	—	—	—
	Río Grande, PR .....	1	a	D	D	D
	Sabana Grande, PR .....	—	—	—	—	—
	Salinas, PR .....	—	—	—	—	—
	San Germán, PR .....	—	—	—	—	—
	San Juan, PR .....	2	b	D	D	D
	San Lorenzo, PR .....	1	a	D	D	D
	San Sebastián, PR .....	—	—	—	—	—
	Santa Isabel, PR .....	—	—	—	—	—
	Toa Alta, PR .....	—	—	—	—	—
	Toa Baja, PR .....	—	—	—	—	—
	Trujillo Alto, PR .....	—	—	—	—	—
	Utua, PR .....	—	—	—	—	—
	Vega Alta, PR .....	1	a	D	D	D
	Vega Baja, PR .....	—	—	—	—	—
	Vieques, PR .....	—	—	—	—	—
	Villalba, PR .....	—	—	—	—	—
	Yabucoa, PR .....	—	—	—	—	—
	Yauco, PR .....	—	—	—	—	—

**Table 5. Basic Statistics for Establishments by Industry and Selected Municipios: 1997—Con.**

[Detail may not add to total because of rounding. For meaning of abbreviations and symbols, see introductory text. For explanation of terms, see Appendix A]

SIC code	Industry and geographic area	Establishments (number)	All employees+ (number)	Payroll, all employees (\$1,000)	Value of construction work (\$1,000)	Value added++ (\$1,000)
<b>1796</b>	<b>Installation or erection of building equipment, nec</b>					
	Puerto Rico .....	33	738	9 923	49 423	D
	Adjuntas, PR .....	—	—	—	—	—
	Aguada, PR .....	—	—	—	—	—
	Aguadilla, PR .....	—	—	—	—	—
	Aguas Buenas, PR .....	—	—	—	—	—
	Aibonito, PR .....	—	—	—	—	—
	Añasco, PR .....	—	—	—	—	—
	Arecibo, PR .....	—	—	—	—	—
	Arroyo, PR .....	—	—	—	—	—
	Barceloneta, PR .....	—	—	—	—	—
	Barranquitas, PR .....	—	—	—	—	—
	Bayamón, PR .....	2	a	D	D	D
	Cabo Rojo, PR .....	—	—	—	—	—
	Caguas, PR .....	3	a	D	D	D
	Camuy, PR .....	—	—	—	—	—
	Canóvanas, PR .....	—	—	—	—	—
	Carolina, PR .....	7	106	1 457	4 900	2 465
	Cataño, PR .....	—	—	—	—	—
	Cayey, PR .....	—	—	—	—	—
	Ceiba, PR .....	—	—	—	—	—
	Ciales, PR .....	—	—	—	—	—
	Cidra, PR .....	—	—	—	—	—
	Coamo, PR .....	—	—	—	—	—
	Comerio, PR .....	—	—	—	—	—
	Corozal, PR .....	—	—	—	—	—
	Culebra, PR .....	—	—	—	—	—
	Dorado, PR .....	—	—	—	—	—
	Fajardo, PR .....	—	—	—	—	—
	Florida, PR .....	—	—	—	—	—
	Guánica, PR .....	—	—	—	—	—
	Guayama, PR .....	—	—	—	—	—
	Guayanilla, PR .....	—	—	—	—	—
	Guaynabo, PR .....	1	b	D	D	D
	Gurabo, PR .....	—	—	—	—	—
	Hatillo, PR .....	1	b	D	D	D
	Hormigueros, PR .....	—	—	—	—	—
	Humacao, PR .....	—	—	—	—	—
	Isabela, PR .....	—	—	—	—	—
	Jayuya, PR .....	—	—	—	—	—
	Juana Díaz, PR .....	—	—	—	—	—
	Juncos, PR .....	—	—	—	—	—
	Lajas, PR .....	—	—	—	—	—
	Lares, PR .....	—	—	—	—	—
	Las Marías, PR .....	—	—	—	—	—
	Las Piedras, PR .....	—	—	—	—	—
	Loíza, PR .....	—	—	—	—	—
	Luquillo, PR .....	—	—	—	—	—
	Manatí, PR .....	—	—	—	—	—
	Maricao, PR .....	—	—	—	—	—
	Maunabo, PR .....	—	—	—	—	—
	Mayagüez, PR .....	1	b	D	D	D
	Moca, PR .....	—	—	—	—	—
	Morovis, PR .....	—	—	—	—	—
	Naguabo, PR .....	—	—	—	—	—
	Naranjito, PR .....	—	—	—	—	—
	Orocovis, PR .....	—	—	—	—	—
	Patillas, PR .....	—	—	—	—	—
	Peñuelas, PR .....	—	—	—	—	—
	Ponce, PR .....	—	—	—	—	—
	Quebradillas, PR .....	—	—	—	—	—
	Rincón, PR .....	—	—	—	—	—
	Río Grande, PR .....	1	a	D	D	D
	Sabana Grande, PR .....	—	—	—	—	—
	Salinas, PR .....	1	a	D	D	D
	San Germán, PR .....	—	—	—	—	—
	San Juan, PR .....	16	445	6 496	33 673	16 430
	San Lorenzo, PR .....	—	—	—	—	—
	San Sebastián, PR .....	—	—	—	—	—
	Santa Isabel, PR .....	—	—	—	—	—
	Toa Alta, PR .....	—	—	—	—	—
	Toa Baja, PR .....	—	—	—	—	—
	Trujillo Alto, PR .....	—	—	—	—	—
	Utua, PR .....	—	—	—	—	—
	Vega Alta, PR .....	—	—	—	—	—
	Vega Baja, PR .....	—	—	—	—	—
	Vieques, PR .....	—	—	—	—	—
	Villalba, PR .....	—	—	—	—	—
	Yabucoa, PR .....	—	—	—	—	—
	Yauco, PR .....	—	—	—	—	—

**Table 5. Basic Statistics for Establishments by Industry and Selected Municipios: 1997—Con.**

[Detail may not add to total because of rounding. For meaning of abbreviations and symbols, see introductory text. For explanation of terms, see Appendix A]

SIC code	Industry and geographic area	Establishments (number)	All employees+ (number)	Payroll, all employees (\$1,000)	Value of construction work (\$1,000)	Value added++ (\$1,000)
<b>1799</b>	<b>Special trade contractors, nec</b>					
	Puerto Rico .....	75	572	5 800	27 483	13 932
	Adjuntas, PR .....	—	—	—	—	—
	Aguada, PR .....	2	a	D	D	D
	Aguadilla, PR .....	1	a	D	D	D
	Aguas Buenas, PR .....	—	—	—	—	—
	Aibonito, PR .....	—	—	—	—	—
	Añasco, PR .....	—	—	—	—	—
	Arecibo, PR .....	1	b	D	D	D
	Arroyo, PR .....	1	a	D	D	D
	Barceloneta, PR .....	1	a	D	D	D
	Barranquitas, PR .....	1	a	D	D	D
	Bayamón, PR .....	5	37	316	1 423	679
	Cabo Rojo, PR .....	1	a	D	D	D
	Caguas, PR .....	1	a	D	D	D
	Camuy, PR .....	1	a	D	D	D
	Canóvanas, PR .....	—	—	—	—	—
	Carolina, PR .....	2	a	D	D	D
	Cataño, PR .....	1	b	D	D	D
	Cayey, PR .....	1	a	D	D	D
	Ceiba, PR .....	—	—	—	—	—
	Ciales, PR .....	1	a	D	D	D
	Cidra, PR .....	—	—	—	—	—
	Coamo, PR .....	2	a	D	D	D
	Comerio, PR .....	1	a	D	D	D
	Corozal, PR .....	1	a	D	D	D
	Culebra, PR .....	—	—	—	—	—
	Dorado, PR .....	—	—	—	—	—
	Fajardo, PR .....	1	a	D	D	D
	Florida, PR .....	—	—	—	—	—
	Guánica, PR .....	1	a	D	D	D
	Guayama, PR .....	1	a	D	D	D
	Guayanilla, PR .....	—	—	—	—	—
	Guaynabo, PR .....	1	a	D	D	D
	Gurabo, PR .....	—	—	—	—	—
	Hatillo, PR .....	1	a	D	D	D
	Hormigueros, PR .....	—	—	—	—	—
	Humacao, PR .....	1	a	D	D	D
	Isabela, PR .....	1	a	D	D	D
	Jayuya, PR .....	—	—	—	—	—
	Juana Díaz, PR .....	—	—	—	—	—
	Juncos, PR .....	1	a	D	D	D
	Lajas, PR .....	1	a	D	D	D
	Lares, PR .....	—	—	—	—	—
	Las Marías, PR .....	—	—	—	—	—
	Las Piedras, PR .....	—	—	—	—	—
	Loíza, PR .....	—	—	—	—	—
	Luquillo, PR .....	—	—	—	—	—
	Manatí, PR .....	—	—	—	—	—
	Maricao, PR .....	1	a	D	D	D
	Maunabo, PR .....	—	—	—	—	—
	Mayagüez, PR .....	2	a	D	D	D
	Moca, PR .....	—	—	—	—	—
	Morovis, PR .....	—	—	—	—	—
	Naguabo, PR .....	—	—	—	—	—
	Naranjito, PR .....	1	a	D	D	D
	Orocovis, PR .....	1	a	D	D	D
	Patillas, PR .....	1	a	D	D	D
	Peñuelas, PR .....	—	—	—	—	—
	Ponce, PR .....	5	b	D	D	D
	Quebradillas, PR .....	—	—	—	—	—
	Rincón, PR .....	—	—	—	—	—
	Río Grande, PR .....	—	—	—	—	—
	Sabana Grande, PR .....	1	a	D	D	D
	Salinas, PR .....	—	—	—	—	—
	San Germán, PR .....	1	a	D	D	D
	San Juan, PR .....	21	282	2 841	13 937	7 263
	San Lorenzo, PR .....	—	—	—	—	—
	San Sebastián, PR .....	1	a	D	D	D
	Santa Isabel, PR .....	1	a	D	D	D
	Toa Alta, PR .....	1	a	D	D	D
	Toa Baja, PR .....	2	a	D	D	D
	Trujillo Alto, PR .....	—	—	—	—	—
	Utua, PR .....	—	—	—	—	—
	Vega Alta, PR .....	1	a	D	D	D
	Vega Baja, PR .....	—	—	—	—	—
	Vieques, PR .....	—	—	—	—	—
	Villalba, PR .....	—	—	—	—	—
	Yabucoa, PR .....	—	—	—	—	—
	Yauco, PR .....	2	a	D	D	D

**Table 5. Basic Statistics for Establishments by Industry and Selected Municipios: 1997—Con.**

[Detail may not add to total because of rounding. For meaning of abbreviations and symbols, see introductory text. For explanation of terms, see Appendix A]

SIC code	Industry and geographic area	Establishments (number)	All employees+ (number)	Payroll, all employees (\$1,000)	Value of construction work (\$1,000)	Value added++ (\$1,000)
<b>6552</b>	<b>Subdividers and developers nec (ex cemeteries)</b>					
	Puerto Rico .....	84	817	9 476	113 946	D
	Adjuntas, PR .....	—	—	—	—	—
	Aguada, PR .....	—	—	—	—	—
	Aguadilla, PR .....	1	a	D	D	D
	Aguas Buenas, PR .....	—	—	—	—	—
	Aibonito, PR .....	—	—	—	—	—
	Añasco, PR .....	1	a	D	D	D
	Arecibo, PR .....	—	—	—	—	—
	Arroyo, PR .....	—	—	—	—	—
	Barceloneta, PR .....	—	—	—	—	—
	Barranquitas, PR .....	—	—	—	—	—
	Bayamón, PR .....	5	b	D	D	D
	Cabo Rojo, PR .....	1	a	D	D	D
	Caguas, PR .....	1	a	D	D	D
	Camuy, PR .....	—	—	—	—	—
	Canóvanas, PR .....	—	—	—	—	—
	Carolina, PR .....	5	a	D	D	D
	Cataño, PR .....	1	a	D	D	D
	Cayey, PR .....	1	a	D	D	D
	Ceiba, PR .....	—	—	—	—	—
	Ciales, PR .....	—	—	—	—	—
	Cidra, PR .....	—	—	—	—	—
	Coamo, PR .....	—	—	—	—	—
	Comerio, PR .....	—	—	—	—	—
	Corozal, PR .....	—	—	—	—	—
	Culebra, PR .....	—	—	—	—	—
	Dorado, PR .....	—	—	—	—	—
	Fajardo, PR .....	2	b	D	D	D
	Florida, PR .....	—	—	—	—	—
	Guánica, PR .....	—	—	—	—	—
	Guayama, PR .....	—	—	—	—	—
	Guayanilla, PR .....	—	—	—	—	—
	Guaynabo, PR .....	4	b	D	D	D
	Gurabo, PR .....	—	—	—	—	—
	Hatillo, PR .....	—	—	—	—	—
	Hormigueros, PR .....	—	—	—	—	—
	Humacao, PR .....	1	a	D	D	D
	Isabela, PR .....	—	—	—	—	—
	Jayuya, PR .....	—	—	—	—	—
	Juana Díaz, PR .....	—	—	—	—	—
	Juncos, PR .....	1	b	D	D	D
	Lajas, PR .....	—	—	—	—	—
	Lares, PR .....	—	—	—	—	—
	Las Marías, PR .....	—	—	—	—	—
	Las Piedras, PR .....	—	—	—	—	—
	Loíza, PR .....	—	—	—	—	—
	Luquillo, PR .....	1	a	D	D	D
	Manatí, PR .....	1	a	D	D	D
	Maricao, PR .....	—	—	—	—	—
	Maunabo, PR .....	—	—	—	—	—
	Mayagüez, PR .....	7	b	D	D	D
	Moca, PR .....	1	a	D	D	D
	Morovis, PR .....	1	a	D	D	D
	Naguabo, PR .....	—	—	—	—	—
	Naranjito, PR .....	—	—	—	—	—
	Orocovis, PR .....	1	b	D	D	D
	Patillas, PR .....	—	—	—	—	—
	Peñuelas, PR .....	—	—	—	—	—
	Ponce, PR .....	3	b	D	D	D
	Quebradillas, PR .....	—	—	—	—	—
	Rincón, PR .....	1	a	D	D	D
	Río Grande, PR .....	1	a	D	D	D
	Sabana Grande, PR .....	—	—	—	—	—
	Salinas, PR .....	1	a	D	D	D
	San Germán, PR .....	—	—	—	—	—
	San Juan, PR .....	35	e	D	D	D
	San Lorenzo, PR .....	—	—	—	—	—
	San Sebastián, PR .....	2	a	D	D	D
	Santa Isabel, PR .....	—	—	—	—	—
	Toa Alta, PR .....	1	a	D	D	D
	Toa Baja, PR .....	—	—	—	—	—
	Trujillo Alto, PR .....	1	a	D	D	D
	Utua, PR .....	—	—	—	—	—
	Vega Alta, PR .....	2	a	D	D	D
	Vega Baja, PR .....	—	—	—	—	—
	Vieques, PR .....	—	—	—	—	—
	Villalba, PR .....	—	—	—	—	—
	Yabucoa, PR .....	—	—	—	—	—
	Yauco, PR .....	1	b	D	D	D

**Table 6. Class and Ownership of Construction Projects for Establishments by Industry: 1997**

[Thousand dollars. Detail may not add to total because of rounding. For meaning of abbreviations and symbols, see introductory text. For explanation of terms, see Appendix A]

SIC code	Industry	Value of construction work	Class of construction		Ownership of construction projects	
			New construction	Maintenance and repair	Government owned construction	Privately owned construction
	<b>Construction Industries and Subdividers and Developers .....</b>	<b>3 965 294</b>	<b>3 041 046</b>	<b>924 421</b>	<b>1 607 463</b>	<b>2 357 919</b>
<b>15</b>	<b>General building contractors &amp; operative builders .....</b>	<b>1 998 754</b>	<b>1 543 922</b>	<b>454 916</b>	<b>589 681</b>	<b>1 409 098</b>
1521	Single-family housing construction .....	536 793	428 946	107 887	97 553	439 253
1522	Residential construction, nec .....	286 836	199 085	87 755	99 160	187 680
1531	Operative builders .....	215 358	168 925	46 437	24 704	190 655
1541	Industrial building & warehouses .....	289 628	216 883	72 757	75 936	213 694
1542	Nonresidential construction, nec .....	670 139	530 083	140 080	292 328	377 816
<b>16</b>	<b>Heavy construction other than building .....</b>	<b>916 477</b>	<b>753 305</b>	<b>163 185</b>	<b>711 110</b>	<b>205 373</b>
1611	Highway & street construction, excluding elevated highways .....	D	411 002	D	435 683	D
1622	Bridge, tunnel, & elevated highway construction .....	D	61 168	D	62 825	D
1623	Water, sewer, pipeline, & communications & power lines .....	180 075	138 999	41 077	142 234	37 843
1629	Heavy construction, nec .....	163 278	142 136	21 143	70 368	92 911
<b>17</b>	<b>Special trade contractors .....</b>	<b>936 117</b>	<b>692 038</b>	<b>244 141</b>	<b>287 168</b>	<b>649 005</b>
1711	Plumbing, heating, & air-conditioning .....	188 647	153 001	35 658	64 999	123 670
1721	Painting & paper hanging .....	23 174	13 247	9 931	9 175	14 002
1731	Electrical work .....	314 384	256 237	58 160	114 452	199 949
1741	Masonry, stone setting, & other stonework .....	15 257	13 370	1 887	1 676	13 581
1742	Plastering, drywall, acoustical, & insulation work .....	77 272	51 926	25 352	16 090	61 183
1743	Terrazzo, tile, marble, & mosaic work .....	5 281	3 831	1 451	829	4 452
1751	Carpentry work .....	5 964	3 006	2 961	1 739	4 225
1752	Floor laying & other floor, nec .....	9 762	5 371	4 393	1 902	7 860
1761	Roofing, siding, & sheet metal work .....	43 102	21 514	21 592	16 545	26 562
1771	Concrete work .....	72 528	44 772	27 760	6 161	66 369
1781	Water well drilling .....	1 375	D	D	D	D
1791	Structural steel erection .....	60 201	45 202	15 002	16 236	43 966
1793	Glass & glazing work .....	4 021	D	D	D	D
1794	Excavation work .....	32 060	26 480	5 581	12 676	19 385
1795	Wrecking & demolition work .....	6 183	3 375	2 808	3 040	3 144
1796	Installation or erection of building equipment, nec .....	49 423	29 896	19 531	12 910	36 515
1799	Special trade contractors, nec .....	27 483	17 323	10 165	8 077	19 407
<b>6552</b>	<b>Subdividers and developers, nec (ex cemeteries) .....</b>	<b>113 946</b>	<b>51 781</b>	<b>62 179</b>	<b>19 504</b>	<b>94 443</b>

**Table 7. Type of Construction Statistics for Establishments by Industry: 1997**

[Detail may not add to total because of rounding. For meaning of abbreviations and symbols, see introductory text. For explanation of terms, see Appendix A]

SIC code	Industry and type of construction	Value of construction work (\$1,000)
	<b>CONSTRUCTION INDUSTRIES AND SUBDIVIDERS AND DEVELOPERS</b>	
	<b>Total</b> .....	<b>3 965 294</b>
	<b>Building construction, total</b> .....	<b>2 716 648</b>
	Single-family houses, detached and attached .....	840 849
	Apartment buildings and other residential buildings .....	380 980
	Industrial buildings and warehouses .....	493 572
	Commercial buildings .....	609 770
	Other nonresidential buildings .....	391 477
	<b>Nonbuilding construction, total</b> .....	<b>1 248 825</b>
	Highways, streets, and related work .....	481 606
	Bridges, tunnels, and elevated highways .....	111 357
	Water, sewer, pipeline, communication transmission lines, and power lines .....	282 720
	Other nonbuilding construction, nec .....	373 142
	<b>Construction work not specified by kind</b> .....	<b>-</b>
<b>15</b>	<b>General building contractors &amp; operative builders</b>	
	<b>Total</b> .....	<b>1 998 754</b>
	<b>Building construction, total</b> .....	<b>1 870 513</b>
	Single-family houses, detached and attached .....	589 573
	Apartment buildings and other residential buildings .....	297 844
	Industrial buildings and warehouses .....	279 591
	Commercial buildings .....	406 160
	Other nonresidential buildings .....	297 345
	<b>Nonbuilding construction, total</b> .....	<b>128 337</b>
	Highways, streets, and related work .....	31 705
	Bridges, tunnels, and elevated highways .....	6 632
	Water, sewer, pipeline, communication transmission lines, and power lines .....	33 974
	Other nonbuilding construction, nec .....	56 026
	<b>Construction work not specified by kind</b> .....	<b>-</b>
<b>1521</b>	<b>Single-family housing construction</b>	
	<b>Total</b> .....	<b>536 793</b>
	<b>Building construction, total</b> .....	<b>494 236</b>
	Single-family houses, detached and attached .....	375 505
	Apartment buildings and other residential buildings .....	26 120
	Industrial buildings and warehouses .....	24 840
	Commercial buildings .....	35 554
	Other nonresidential buildings .....	32 217
	<b>Nonbuilding construction, total</b> .....	<b>42 629</b>
	Highways, streets, and related work .....	6 510
	Bridges, tunnels, and elevated highways .....	1 481
	Water, sewer, pipeline, communication transmission lines, and power lines .....	6 079
	Other nonbuilding construction, nec .....	28 559
	<b>Construction work not specified by kind</b> .....	<b>-</b>
<b>1522</b>	<b>Residential construction, nec</b>	
	<b>Total</b> .....	<b>286 836</b>
	<b>Building construction, total</b> .....	<b>274 190</b>
	Single-family houses, detached and attached .....	22 932
	Apartment buildings and other residential buildings .....	216 249
	Industrial buildings and warehouses .....	5 992
	Commercial buildings .....	13 154
	Other nonresidential buildings .....	15 863
	<b>Nonbuilding construction, total</b> .....	<b>12 658</b>
	Highways, streets, and related work .....	570
	Bridges, tunnels, and elevated highways .....	2 223
	Water, sewer, pipeline, communication transmission lines, and power lines .....	950
	Other nonbuilding construction, nec .....	8 915
	<b>Construction work not specified by kind</b> .....	<b>-</b>
<b>1531</b>	<b>Operative builders</b>	
	<b>Total</b> .....	<b>215 358</b>
	<b>Building construction, total</b> .....	<b>190 009</b>
	Single-family houses, detached and attached .....	152 253
	Apartment buildings and other residential buildings .....	20 431
	Industrial buildings and warehouses .....	3 000
	Commercial buildings .....	10 456
	Other nonresidential buildings .....	3 869
	<b>Nonbuilding construction, total</b> .....	<b>25 354</b>
	Highways, streets, and related work .....	14 336
	Bridges, tunnels, and elevated highways .....	674
	Water, sewer, pipeline, communication transmission lines, and power lines .....	8 779
	Other nonbuilding construction, nec .....	1 565
	<b>Construction work not specified by kind</b> .....	<b>-</b>

**Table 7. Type of Construction Statistics for Establishments by Industry: 1997—Con.**

[Detail may not add to total because of rounding. For meaning of abbreviations and symbols, see introductory text. For explanation of terms, see Appendix A]

SIC code	Industry and type of construction	Value of construction work (\$1,000)
<b>15</b>	<b>General building contractors &amp; operative builders—Con.</b>	
1541	Industrial building & warehouses	
	<b>Total</b> .....	<b>289 628</b>
	<b>Building construction, total</b> .....	<b>269 646</b>
	Single-family houses, detached and attached .....	14 420
	Apartment buildings and other residential buildings .....	7 311
	Industrial buildings and warehouses .....	208 958
	Commercial buildings .....	23 143
	Other nonresidential buildings .....	15 814
	<b>Nonbuilding construction, total</b> .....	<b>19 980</b>
	Highways, streets, and related work .....	2 895
	Bridges, tunnels, and elevated highways .....	1 225
	Water, sewer, pipeline, communication transmission lines, and power lines .....	9 188
	Other nonbuilding construction, nec .....	6 672
	<b>Construction work not specified by kind</b> .....	<b>-</b>
1542	Nonresidential construction, nec	
	<b>Total</b> .....	<b>670 139</b>
	<b>Building construction, total</b> .....	<b>642 432</b>
	Single-family houses, detached and attached .....	24 463
	Apartment buildings and other residential buildings .....	27 733
	Industrial buildings and warehouses .....	36 801
	Commercial buildings .....	323 853
	Other nonresidential buildings .....	229 582
	<b>Nonbuilding construction, total</b> .....	<b>27 716</b>
	Highways, streets, and related work .....	7 394
	Bridges, tunnels, and elevated highways .....	1 029
	Water, sewer, pipeline, communication transmission lines, and power lines .....	8 978
	Other nonbuilding construction, nec .....	10 315
	<b>Construction work not specified by kind</b> .....	<b>-</b>
<b>16</b>	<b>Heavy construction other than building</b>	
	<b>Total</b> .....	<b>916 477</b>
	<b>Building construction, total</b> .....	<b>105 654</b>
	Single-family houses, detached and attached .....	9 778
	Apartment buildings and other residential buildings .....	6 230
	Industrial buildings and warehouses .....	38 367
	Commercial buildings .....	32 265
	Other nonresidential buildings .....	19 014
	<b>Nonbuilding construction, total</b> .....	<b>810 835</b>
	Highways, streets, and related work .....	427 445
	Bridges, tunnels, and elevated highways .....	100 713
	Water, sewer, pipeline, communication transmission lines, and power lines .....	167 568
	Other nonbuilding construction, nec .....	115 109
	<b>Construction work not specified by kind</b> .....	<b>-</b>
1611	Highway & street construction, excluding elevated highways	
	<b>Total</b> .....	<b>D</b>
	<b>Building construction, total</b> .....	<b>D</b>
	Single-family houses, detached and attached .....	8 210
	Apartment buildings and other residential buildings .....	D
	Industrial buildings and warehouses .....	5 124
	Commercial buildings .....	23 754
	Other nonresidential buildings .....	14 518
	<b>Nonbuilding construction, total</b> .....	<b>D</b>
	Highways, streets, and related work .....	394 496
	Bridges, tunnels, and elevated highways .....	44 879
	Water, sewer, pipeline, communication transmission lines, and power lines .....	D
	Other nonbuilding construction, nec .....	D
	<b>Construction work not specified by kind</b> .....	<b>-</b>
1622	Bridge, tunnel, & elevated highway construction	
	<b>Total</b> .....	<b>D</b>
	<b>Building construction, total</b> .....	<b>D</b>
	Single-family houses, detached and attached .....	D
	Apartment buildings and other residential buildings .....	D
	Industrial buildings and warehouses .....	D
	Commercial buildings .....	D
	Other nonresidential buildings .....	D
	<b>Nonbuilding construction, total</b> .....	<b>D</b>
	Highways, streets, and related work .....	D
	Bridges, tunnels, and elevated highways .....	51 642
	Water, sewer, pipeline, communication transmission lines, and power lines .....	D
	Other nonbuilding construction, nec .....	D
	<b>Construction work not specified by kind</b> .....	<b>-</b>

**Table 7. Type of Construction Statistics for Establishments by Industry: 1997—Con.**

[Detail may not add to total because of rounding. For meaning of abbreviations and symbols, see introductory text. For explanation of terms, see Appendix A]

SIC code	Industry and type of construction	Value of construction work (\$1,000)
<b>16</b>	<b>Heavy construction other than building—Con.</b>	
1623	Water, sewer, pipeline, & communications & power lines	
	<b>Total</b> .....	<b>180 075</b>
	<b>Building construction, total</b> .....	<b>D</b>
	Single-family houses, detached and attached .....	D
	Apartment buildings and other residential buildings .....	D
	Industrial buildings and warehouses .....	D
	Commercial buildings .....	7 489
	Other nonresidential buildings .....	4 007
	<b>Nonbuilding construction, total</b> .....	<b>D</b>
	Highways, streets, and related work .....	D
	Bridges, tunnels, and elevated highways .....	1 248
	Water, sewer, pipeline, communication transmission lines, and power lines .....	143 171
	Other nonbuilding construction, nec .....	14 080
	<b>Construction work not specified by kind</b> .....	<b>-</b>
1629	Heavy construction, nec	
	<b>Total</b> .....	<b>163 278</b>
	<b>Building construction, total</b> .....	<b>35 591</b>
	Single-family houses, detached and attached .....	D
	Apartment buildings and other residential buildings .....	1 684
	Industrial buildings and warehouses .....	32 079
	Commercial buildings .....	D
	Other nonresidential buildings .....	D
	<b>Nonbuilding construction, total</b> .....	<b>127 688</b>
	Highways, streets, and related work .....	21 267
	Bridges, tunnels, and elevated highways .....	2 944
	Water, sewer, pipeline, communication transmission lines, and power lines .....	9 241
	Other nonbuilding construction, nec .....	94 236
	<b>Construction work not specified by kind</b> .....	<b>-</b>
<b>17</b>	<b>Special trade contractors</b>	
	<b>Total</b> .....	<b>936 117</b>
	<b>Building construction, total</b> .....	<b>639 631</b>
	Single-family houses, detached and attached .....	153 391
	Apartment buildings and other residential buildings .....	71 204
	Industrial buildings and warehouses .....	174 297
	Commercial buildings .....	167 753
	Other nonresidential buildings .....	72 986
	<b>Nonbuilding construction, total</b> .....	<b>296 547</b>
	Highways, streets, and related work .....	D
	Bridges, tunnels, and elevated highways .....	D
	Water, sewer, pipeline, communication transmission lines, and power lines .....	80 592
	Other nonbuilding construction, nec .....	198 916
	<b>Construction work not specified by kind</b> .....	<b>-</b>
1711	Plumbing, heating, & air-conditioning	
	<b>Total</b> .....	<b>188 647</b>
	<b>Building construction, total</b> .....	<b>116 291</b>
	Single-family houses, detached and attached .....	16 294
	Apartment buildings and other residential buildings .....	9 398
	Industrial buildings and warehouses .....	45 811
	Commercial buildings .....	26 897
	Other nonresidential buildings .....	17 891
	<b>Nonbuilding construction, total</b> .....	<b>72 373</b>
	Highways, streets, and related work .....	1 447
	Bridges, tunnels, and elevated highways .....	850
	Water, sewer, pipeline, communication transmission lines, and power lines .....	23 776
	Other nonbuilding construction, nec .....	46 300
	<b>Construction work not specified by kind</b> .....	<b>-</b>
1721	Painting & paper hanging	
	<b>Total</b> .....	<b>23 174</b>
	<b>Building construction, total</b> .....	<b>17 468</b>
	Single-family houses, detached and attached .....	4 883
	Apartment buildings and other residential buildings .....	4 296
	Industrial buildings and warehouses .....	5 387
	Commercial buildings .....	1 666
	Other nonresidential buildings .....	1 236
	<b>Nonbuilding construction, total</b> .....	<b>5 710</b>
	Highways, streets, and related work .....	132
	Bridges, tunnels, and elevated highways .....	21
	Water, sewer, pipeline, communication transmission lines, and power lines .....	469
	Other nonbuilding construction, nec .....	5 088
	<b>Construction work not specified by kind</b> .....	<b>-</b>



**Table 7. Type of Construction Statistics for Establishments by Industry: 1997—Con.**

[Detail may not add to total because of rounding. For meaning of abbreviations and symbols, see introductory text. For explanation of terms, see Appendix A]

SIC code	Industry and type of construction	Value of construction work (\$1,000)
<b>17</b>	<b>Special trade contractors—Con.</b>	
1731	Electrical work	
	<b>Total</b> .....	<b>314 384</b>
	<b>Building construction, total</b> .....	<b>225 787</b>
	Single-family houses, detached and attached .....	39 609
	Apartment buildings and other residential buildings .....	28 082
	Industrial buildings and warehouses .....	67 708
	Commercial buildings .....	70 845
	Other nonresidential buildings .....	19 543
	<b>Nonbuilding construction, total</b> .....	<b>88 625</b>
	Highways, streets, and related work .....	3 880
	Bridges, tunnels, and elevated highways .....	594
	Water, sewer, pipeline, communication transmission lines, and power lines .....	39 277
	Other nonbuilding construction, nec .....	44 874
	<b>Construction work not specified by kind</b> .....	<b>-</b>
1741	Masonry, stone setting, & other stonework	
	<b>Total</b> .....	<b>15 257</b>
	<b>Building construction, total</b> .....	<b>11 819</b>
	Single-family houses, detached and attached .....	9 448
	Apartment buildings and other residential buildings .....	783
	Industrial buildings and warehouses .....	D
	Commercial buildings .....	514
	Other nonresidential buildings .....	D
	<b>Nonbuilding construction, total</b> .....	<b>3 436</b>
	Highways, streets, and related work .....	D
	Bridges, tunnels, and elevated highways .....	D
	Water, sewer, pipeline, communication transmission lines, and power lines .....	320
	Other nonbuilding construction, nec .....	2 994
	<b>Construction work not specified by kind</b> .....	<b>-</b>
1742	Plastering, drywall, acoustical, & insulation work	
	<b>Total</b> .....	<b>77 272</b>
	<b>Building construction, total</b> .....	<b>58 717</b>
	Single-family houses, detached and attached .....	13 799
	Apartment buildings and other residential buildings .....	7 428
	Industrial buildings and warehouses .....	10 520
	Commercial buildings .....	20 323
	Other nonresidential buildings .....	6 647
	<b>Nonbuilding construction, total</b> .....	<b>18 557</b>
	Highways, streets, and related work .....	471
	Bridges, tunnels, and elevated highways .....	67
	Water, sewer, pipeline, communication transmission lines, and power lines .....	6 136
	Other nonbuilding construction, nec .....	11 883
	<b>Construction work not specified by kind</b> .....	<b>-</b>
1743	Terrazzo, tile, marble, & mosaic work	
	<b>Total</b> .....	<b>5 281</b>
	<b>Building construction, total</b> .....	<b>3 266</b>
	Single-family houses, detached and attached .....	D
	Apartment buildings and other residential buildings .....	93
	Industrial buildings and warehouses .....	D
	Commercial buildings .....	D
	Other nonresidential buildings .....	D
	<b>Nonbuilding construction, total</b> .....	<b>2 010</b>
	Highways, streets, and related work .....	17
	Bridges, tunnels, and elevated highways .....	D
	Water, sewer, pipeline, communication transmission lines, and power lines .....	D
	Other nonbuilding construction, nec .....	1 966
	<b>Construction work not specified by kind</b> .....	<b>-</b>
1751	Carpentry work	
	<b>Total</b> .....	<b>5 964</b>
	<b>Building construction, total</b> .....	<b>3 418</b>
	Single-family houses, detached and attached .....	1 199
	Apartment buildings and other residential buildings .....	335
	Industrial buildings and warehouses .....	613
	Commercial buildings .....	573
	Other nonresidential buildings .....	698
	<b>Nonbuilding construction, total</b> .....	<b>2 554</b>
	Highways, streets, and related work .....	201
	Bridges, tunnels, and elevated highways .....	195
	Water, sewer, pipeline, communication transmission lines, and power lines .....	230
	Other nonbuilding construction, nec .....	1 928
	<b>Construction work not specified by kind</b> .....	<b>-</b>

**Table 7. Type of Construction Statistics for Establishments by Industry: 1997—Con.**

[Detail may not add to total because of rounding. For meaning of abbreviations and symbols, see introductory text. For explanation of terms, see Appendix A]

SIC code	Industry and type of construction	Value of construction work (\$1,000)
<b>17</b>	<b>Special trade contractors—Con.</b>	
1752	Floor laying & other floor, nec	
	<b>Total</b> .....	<b>9 762</b>
	<b>Building construction, total</b> .....	<b>9 385</b>
	Single-family houses, detached and attached .....	2 775
	Apartment buildings and other residential buildings .....	759
	Industrial buildings and warehouses .....	1 640
	Commercial buildings .....	3 810
	Other nonresidential buildings .....	401
	<b>Nonbuilding construction, total</b> .....	<b>376</b>
	Highways, streets, and related work .....	D
	Bridges, tunnels, and elevated highways .....	D
	Water, sewer, pipeline, communication transmission lines, and power lines .....	55
	Other nonbuilding construction, nec .....	304
	<b>Construction work not specified by kind</b> .....	<b>-</b>
1761	Roofing, siding, & sheet metal work	
	<b>Total</b> .....	<b>43 102</b>
	<b>Building construction, total</b> .....	<b>34 604</b>
	Single-family houses, detached and attached .....	13 046
	Apartment buildings and other residential buildings .....	3 603
	Industrial buildings and warehouses .....	7 293
	Commercial buildings .....	8 114
	Other nonresidential buildings .....	2 548
	<b>Nonbuilding construction, total</b> .....	<b>8 501</b>
	Highways, streets, and related work .....	194
	Bridges, tunnels, and elevated highways .....	158
	Water, sewer, pipeline, communication transmission lines, and power lines .....	313
	Other nonbuilding construction, nec .....	7 836
	<b>Construction work not specified by kind</b> .....	<b>-</b>
1771	Concrete work	
	<b>Total</b> .....	<b>72 528</b>
	<b>Building construction, total</b> .....	<b>61 142</b>
	Single-family houses, detached and attached .....	42 375
	Apartment buildings and other residential buildings .....	5 859
	Industrial buildings and warehouses .....	2 705
	Commercial buildings .....	6 419
	Other nonresidential buildings .....	3 784
	<b>Nonbuilding construction, total</b> .....	<b>11 385</b>
	Highways, streets, and related work .....	1 097
	Bridges, tunnels, and elevated highways .....	582
	Water, sewer, pipeline, communication transmission lines, and power lines .....	1 900
	Other nonbuilding construction, nec .....	7 796
	<b>Construction work not specified by kind</b> .....	<b>-</b>
1781	Water well drilling	
	<b>Total</b> .....	<b>1 375</b>
	<b>Building construction, total</b> .....	<b>D</b>
	Single-family houses, detached and attached .....	-
	Apartment buildings and other residential buildings .....	-
	Industrial buildings and warehouses .....	-
	Commercial buildings .....	D
	Other nonresidential buildings .....	D
	<b>Nonbuilding construction, total</b> .....	<b>D</b>
	Highways, streets, and related work .....	-
	Bridges, tunnels, and elevated highways .....	-
	Water, sewer, pipeline, communication transmission lines, and power lines .....	D
	Other nonbuilding construction, nec .....	1 217
	<b>Construction work not specified by kind</b> .....	<b>-</b>
1791	Structural steel erection	
	<b>Total</b> .....	<b>60 201</b>
	<b>Building construction, total</b> .....	<b>47 361</b>
	Single-family houses, detached and attached .....	4 097
	Apartment buildings and other residential buildings .....	2 014
	Industrial buildings and warehouses .....	23 319
	Commercial buildings .....	11 122
	Other nonresidential buildings .....	6 809
	<b>Nonbuilding construction, total</b> .....	<b>12 843</b>
	Highways, streets, and related work .....	555
	Bridges, tunnels, and elevated highways .....	370
	Water, sewer, pipeline, communication transmission lines, and power lines .....	1 844
	Other nonbuilding construction, nec .....	10 074
	<b>Construction work not specified by kind</b> .....	<b>-</b>

**Table 7. Type of Construction Statistics for Establishments by Industry: 1997—Con.**

[Detail may not add to total because of rounding. For meaning of abbreviations and symbols, see introductory text. For explanation of terms, see Appendix A]

SIC code	Industry and type of construction	Value of construction work (\$1,000)
<b>17</b>	<b>Special trade contractors—Con.</b>	
1793	Glass & glazing work	
	<b>Total</b> .....	<b>4 021</b>
	<b>Building construction, total</b> .....	<b>D</b>
	Single-family houses, detached and attached .....	D
	Apartment buildings and other residential buildings .....	363
	Industrial buildings and warehouses .....	383
	Commercial buildings .....	1 954
	Other nonresidential buildings .....	514
	<b>Nonbuilding construction, total</b> .....	<b>D</b>
	Highways, streets, and related work .....	D
	Bridges, tunnels, and elevated highways .....	D
	Water, sewer, pipeline, communication transmission lines, and power lines .....	D
	Other nonbuilding construction, nec .....	405
	<b>Construction work not specified by kind</b> .....	<b>-</b>
1794	Excavation work	
	<b>Total</b> .....	<b>32 060</b>
	<b>Building construction, total</b> .....	<b>5 806</b>
	Single-family houses, detached and attached .....	762
	Apartment buildings and other residential buildings .....	1 463
	Industrial buildings and warehouses .....	446
	Commercial buildings .....	851
	Other nonresidential buildings .....	2 284
	<b>Nonbuilding construction, total</b> .....	<b>26 262</b>
	Highways, streets, and related work .....	4 144
	Bridges, tunnels, and elevated highways .....	315
	Water, sewer, pipeline, communication transmission lines, and power lines .....	4 257
	Other nonbuilding construction, nec .....	17 546
	<b>Construction work not specified by kind</b> .....	<b>-</b>
1795	Wrecking & demolition work	
	<b>Total</b> .....	<b>6 183</b>
	<b>Building construction, total</b> .....	<b>1 723</b>
	Single-family houses, detached and attached .....	190
	Apartment buildings and other residential buildings .....	97
	Industrial buildings and warehouses .....	149
	Commercial buildings .....	478
	Other nonresidential buildings .....	809
	<b>Nonbuilding construction, total</b> .....	<b>4 460</b>
	Highways, streets, and related work .....	D
	Bridges, tunnels, and elevated highways .....	D
	Water, sewer, pipeline, communication transmission lines, and power lines .....	202
	Other nonbuilding construction, nec .....	3 465
	<b>Construction work not specified by kind</b> .....	<b>-</b>
1796	Installation or erection of building equipment, nec	
	<b>Total</b> .....	<b>49 423</b>
	<b>Building construction, total</b> .....	<b>28 823</b>
	Single-family houses, detached and attached .....	1 513
	Apartment buildings and other residential buildings .....	3 335
	Industrial buildings and warehouses .....	6 484
	Commercial buildings .....	10 500
	Other nonresidential buildings .....	6 991
	<b>Nonbuilding construction, total</b> .....	<b>20 587</b>
	Highways, streets, and related work .....	193
	Bridges, tunnels, and elevated highways .....	134
	Water, sewer, pipeline, communication transmission lines, and power lines .....	1 062
	Other nonbuilding construction, nec .....	19 198
	<b>Construction work not specified by kind</b> .....	<b>-</b>
1799	Special trade contractors, nec	
	<b>Total</b> .....	<b>27 483</b>
	<b>Building construction, total</b> .....	<b>10 445</b>
	Single-family houses, detached and attached .....	2 685
	Apartment buildings and other residential buildings .....	3 296
	Industrial buildings and warehouses .....	901
	Commercial buildings .....	2 491
	Other nonresidential buildings .....	1 072
	<b>Nonbuilding construction, total</b> .....	<b>17 049</b>
	Highways, streets, and related work .....	259
	Bridges, tunnels, and elevated highways .....	180
	Water, sewer, pipeline, communication transmission lines, and power lines .....	568
	Other nonbuilding construction, nec .....	16 042
	<b>Construction work not specified by kind</b> .....	<b>-</b>

**Table 7. Type of Construction Statistics for Establishments by Industry: 1997—Con.**

[Detail may not add to total because of rounding. For meaning of abbreviations and symbols, see introductory text. For explanation of terms, see Appendix A]

SIC code	Industry and type of construction	Value of construction work (\$1,000)
<b>6552</b>	<b>Subdividers and developers, nec (ex cemeteries)</b>	
	<b>Total</b> .....	<b>113 946</b>
	<b>Building construction, total</b> .....	<b>100 850</b>
	Single-family houses, detached and attached .....	88 107
	Apartment buildings and other residential buildings .....	5 702
	Industrial buildings and warehouses .....	1 317
	Commercial buildings .....	3 592
	Other nonresidential buildings .....	2 132
	<b>Nonbuilding construction, total</b> .....	<b>13 106</b>
	Highways, streets, and related work .....	D
	Bridges, tunnels, and elevated highways .....	D
	Water, sewer, pipeline, communication transmission lines, and power lines .....	586
	Other nonbuilding construction, nec .....	3 091
	<b>Construction work not specified by kind</b> .....	-

**Table 8. Dollar Value of Business by Kind-of-Business Activity: 1997**

[Detail may not add to total because of rounding. Based on their primary business activity or combination of activities, establishments were classified into this specific industry. These establishments, however, may also be engaged in other kinds of business activities. For meaning of abbreviations and symbols, see introductory text. For explanation of terms, see Appendix A]

SIC code	Primary and other kind-of-business activity	Dollar value of business done (\$1,000)
	<b>CONSTRUCTION INDUSTRIES AND SUBDIVIDERS AND DEVELOPERS</b>	
	<b>Total</b> .....	<b>4 017 517</b>
	<b>Building, developing, and general contracting, total</b> .....	<b>2 071 608</b>
	Building construction on land owned by others—general contractor or design-builder .....	1 712 826
	Operative builders .....	230 660
	Developer of own land for sale .....	117 679
	Construction management .....	10 443
	<b>Heavy construction, total</b> .....	<b>890 634</b>
	Highway and street general contractor .....	526 748
	Heavy construction, nec .....	349 871
	Excavation work .....	14 015
	<b>Special trade contractor, total</b> .....	<b>968 288</b>
	Carpentry contractor .....	16 401
	Concrete work .....	75 272
	Plastering, drywall, acoustical, and insulation work .....	51 884
	Electrical work .....	321 883
	Floor laying and floor work .....	17 030
	Glass and glazing contractor .....	5 538
	Plumbing, heating, and air-conditioning .....	218 161
	Masonry, stone setting, and other stone work .....	15 760
	Terrazzo, tile, marble, and mosaic work .....	10 103
	Painting and paper hanging .....	25 473
	Roofing, siding, and sheet metal work .....	51 305
	Structural steel erection contractor .....	93 501
	Developer of land owned by other .....	39 524
	Swimming pool contractor .....	11 076
	Water well drilling contractor .....	3 041
	Wrecking and demolition contractor, buildings, and other structures .....	12 336
	<b>Other construction activities, nec</b> .....	<b>50 310</b>
	<b>Other business activities secondary to construction activities, total</b> .....	<b>36 764</b>
	Architectural and engineering services .....	10 941
	Other business activities, secondary to construction activities, nec .....	12 020
	Rental of construction machinery or equipment to others, without an operator, secondary to construction activities .....	6 878
	Sale of land .....	D
	Retail trade, secondary to construction activities .....	5 442
	Wholesale trade, manufacturing, and transportation .....	D
<b>15</b>	<b>General building contractors &amp; operative builders</b>	
	<b>Total</b> .....	<b>2 019 858</b>
	<b>Building, developing, and general contracting, total</b> .....	<b>1 885 665</b>
	Building construction on land owned by others—general contractor or design-builder .....	1 642 719
	Operative builders .....	228 051
	Developer of own land for sale .....	D
	Construction management .....	D
	<b>Heavy construction, total</b> .....	<b>D</b>
	Highway and street general contractor .....	23 177
	Heavy construction, nec .....	D
	Excavation work .....	D
	<b>Special trade contractor, total</b> .....	<b>65 993</b>
	Carpentry contractor .....	4 954
	Concrete work .....	6 702
	Plastering, drywall, acoustical, and insulation work .....	2 071
	Electrical work .....	D
	Floor laying and floor work .....	281
	Glass and glazing contractor .....	—
	Plumbing, heating, and air-conditioning .....	D
	Masonry, stone setting, and other stone work .....	406
	Terrazzo, tile, marble, and mosaic work .....	D
	Painting and paper hanging .....	D
	Roofing, siding, and sheet metal work .....	D
	Structural steel erection contractor .....	D
	Developer of land owned by other .....	2 515
	Swimming pool contractor .....	722
	Water well drilling contractor .....	—
	Wrecking and demolition contractor, buildings, and other structures .....	D
	<b>Other construction activities, nec</b> .....	<b>D</b>
	<b>Other business activities secondary to construction activities, total</b> .....	<b>D</b>
	Architectural and engineering services .....	8 308
	Other business activities, secondary to construction activities, nec .....	3 498
	Rental of construction machinery or equipment to others, without an operator, secondary to construction activities .....	D
	Sale of land .....	D
	Retail trade, secondary to construction activities .....	—
	Wholesale trade, manufacturing, and transportation .....	D

**Table 8. Dollar Value of Business by Kind-of-Business Activity: 1997—Con.**

[Detail may not add to total because of rounding. Based on their primary business activity or combination of activities, establishments were classified into this specific industry. These establishments, however, may also be engaged in other kinds of business activities. For meaning of abbreviations and symbols, see introductory text. For explanation of terms, see Appendix A]

SIC code	Primary and other kind-of-business activity	Dollar value of business done (\$1,000)
<b>15</b>	<b>General building contractors &amp; operative builders—Con.</b>	
1521	Single-family housing construction	
	<b>Total</b> .....	<b>542 803</b>
	<b>Building, developing, and general contracting, total</b> .....	<b>516 145</b>
	Building construction on land owned by others—general contractor or design-builder .....	480 590
	Operative builders .....	D
	Developer of own land for sale .....	—
	Construction management .....	D
	<b>Heavy construction, total</b> .....	<b>8 942</b>
	Highway and street general contractor .....	6 284
	Heavy construction, nec .....	D
	Excavation work .....	D
	<b>Special trade contractor, total</b> .....	<b>9 117</b>
	Carpentry contractor .....	1 783
	Concrete work .....	1 813
	Plastering, drywall, acoustical, and insulation work .....	D
	Electrical work .....	1 696
	Floor laying and floor work .....	D
	Glass and glazing contractor .....	—
	Plumbing, heating, and air-conditioning .....	2 154
	Masonry, stone setting, and other stone work .....	158
	Terrazzo, tile, marble, and mosaic work .....	D
	Painting and paper hanging .....	D
	Roofing, siding, and sheet metal work .....	D
	Structural steel erection contractor .....	D
	Developer of land owned by other .....	936
	Swimming pool contractor .....	D
	Water well drilling contractor .....	—
	Wrecking and demolition contractor, buildings, and other structures .....	—
	<b>Other construction activities, nec</b> .....	<b>4 978</b>
	<b>Other business activities secondary to construction activities, total</b> .....	<b>3 661</b>
	Architectural and engineering services .....	D
	Other business activities, secondary to construction activities, nec .....	D
	Rental of construction machinery or equipment to others, without an operator, secondary to construction activities .....	D
	Sale of land .....	D
	Retail trade, secondary to construction activities .....	—
	Wholesale trade, manufacturing, and transportation .....	—
1522	Residential construction, nec	
	<b>Total</b> .....	<b>289 040</b>
	<b>Building, developing, and general contracting, total</b> .....	<b>281 477</b>
	Building construction on land owned by others—general contractor or design-builder .....	280 907
	Operative builders .....	570
	Developer of own land for sale .....	—
	Construction management .....	—
	<b>Heavy construction, total</b> .....	<b>D</b>
	Highway and street general contractor .....	D
	Heavy construction, nec .....	D
	Excavation work .....	—
	<b>Special trade contractor, total</b> .....	<b>3 854</b>
	Carpentry contractor .....	1 410
	Concrete work .....	350
	Plastering, drywall, acoustical, and insulation work .....	—
	Electrical work .....	D
	Floor laying and floor work .....	D
	Glass and glazing contractor .....	—
	Plumbing, heating, and air-conditioning .....	146
	Masonry, stone setting, and other stone work .....	D
	Terrazzo, tile, marble, and mosaic work .....	—
	Painting and paper hanging .....	—
	Roofing, siding, and sheet metal work .....	—
	Structural steel erection contractor .....	—
	Developer of land owned by other .....	D
	Swimming pool contractor .....	D
	Water well drilling contractor .....	—
	Wrecking and demolition contractor, buildings, and other structures .....	—
	<b>Other construction activities, nec</b> .....	<b>D</b>
	<b>Other business activities secondary to construction activities, total</b> .....	<b>D</b>
	Architectural and engineering services .....	D
	Other business activities, secondary to construction activities, nec .....	D
	Rental of construction machinery or equipment to others, without an operator, secondary to construction activities .....	D
	Sale of land .....	—
	Retail trade, secondary to construction activities .....	—
	Wholesale trade, manufacturing, and transportation .....	—

**Table 8. Dollar Value of Business by Kind-of-Business Activity: 1997—Con.**

[Detail may not add to total because of rounding. Based on their primary business activity or combination of activities, establishments were classified into this specific industry. These establishments, however, may also be engaged in other kinds of business activities. For meaning of abbreviations and symbols, see introductory text. For explanation of terms, see Appendix A]

SIC code	Primary and other kind-of-business activity	Dollar value of business done (\$1,000)
<b>15</b>	<b>General building contractors &amp; operative builders—Con.</b>	
1531	Operative builders	
	<b>Total</b> .....	<b>217 180</b>
	<b>Building, developing, and general contracting, total</b> .....	<b>213 183</b>
	Building construction on land owned by others—general contractor or design-builder .....	14 887
	Operative builders .....	193 580
	Developer of own land for sale .....	D
	Construction management .....	D
	<b>Heavy construction, total</b> .....	<b>D</b>
	Highway and street general contractor .....	1 867
	Heavy construction, nec .....	D
	Excavation work .....	—
	<b>Special trade contractor, total</b> .....	<b>931</b>
	Carpentry contractor .....	226
	Concrete work .....	295
	Plastering, drywall, acoustical, and insulation work .....	—
	Electrical work .....	D
	Floor laying and floor work .....	—
	Glass and glazing contractor .....	—
	Plumbing, heating, and air-conditioning .....	180
	Masonry, stone setting, and other stone work .....	—
	Terrazzo, tile, marble, and mosaic work .....	—
	Painting and paper hanging .....	—
	Roofing, siding, and sheet metal work .....	—
	Structural steel erection contractor .....	—
	Developer of land owned by other .....	—
	Swimming pool contractor .....	—
	Water well drilling contractor .....	—
	Wrecking and demolition contractor, buildings, and other structures .....	D
	<b>Other construction activities, nec</b> .....	<b>180</b>
	<b>Other business activities secondary to construction activities, total</b> .....	<b>D</b>
	Architectural and engineering services .....	—
	Other business activities, secondary to construction activities, nec .....	D
	Rental of construction machinery or equipment to others, without an operator, secondary to construction activities .....	—
	Sale of land .....	—
	Retail trade, secondary to construction activities .....	—
	Wholesale trade, manufacturing, and transportation .....	—
1541	Industrial building & warehouses	
	<b>Total</b> .....	<b>297 738</b>
	<b>Building, developing, and general contracting, total</b> .....	<b>236 260</b>
	Building construction on land owned by others—general contractor or design-builder .....	233 259
	Operative builders .....	D
	Developer of own land for sale .....	—
	Construction management .....	D
	<b>Heavy construction, total</b> .....	<b>13 599</b>
	Highway and street general contractor .....	D
	Heavy construction, nec .....	D
	Excavation work .....	D
	<b>Special trade contractor, total</b> .....	<b>38 747</b>
	Carpentry contractor .....	941
	Concrete work .....	1 123
	Plastering, drywall, acoustical, and insulation work .....	1 194
	Electrical work .....	9 132
	Floor laying and floor work .....	D
	Glass and glazing contractor .....	—
	Plumbing, heating, and air-conditioning .....	D
	Masonry, stone setting, and other stone work .....	D
	Terrazzo, tile, marble, and mosaic work .....	—
	Painting and paper hanging .....	D
	Roofing, siding, and sheet metal work .....	D
	Structural steel erection contractor .....	D
	Developer of land owned by other .....	D
	Swimming pool contractor .....	—
	Water well drilling contractor .....	—
	Wrecking and demolition contractor, buildings, and other structures .....	D
	<b>Other construction activities, nec</b> .....	<b>968</b>
	<b>Other business activities secondary to construction activities, total</b> .....	<b>8 178</b>
	Architectural and engineering services .....	D
	Other business activities, secondary to construction activities, nec .....	D
	Rental of construction machinery or equipment to others, without an operator, secondary to construction activities .....	D
	Sale of land .....	—
	Retail trade, secondary to construction activities .....	—
	Wholesale trade, manufacturing, and transportation .....	D

**Table 8. Dollar Value of Business by Kind-of-Business Activity: 1997—Con.**

[Detail may not add to total because of rounding. Based on their primary business activity or combination of activities, establishments were classified into this specific industry. These establishments, however, may also be engaged in other kinds of business activities. For meaning of abbreviations and symbols, see introductory text. For explanation of terms, see Appendix A]

SIC code	Primary and other kind-of-business activity	Dollar value of business done (\$1,000)
<b>15</b>	<b>General building contractors &amp; operative builders—Con.</b>	
1542	Nonresidential construction, nec	
	<b>Total</b> .....	<b>673 097</b>
	<b>Building, developing, and general contracting, total</b> .....	<b>638 600</b>
	Building construction on land owned by others—general contractor or design-builder .....	633 076
	Operative builders .....	D
	Developer of own land for sale .....	—
	Construction management .....	D
	<b>Heavy construction, total</b> .....	<b>18 537</b>
	Highway and street general contractor .....	D
	Heavy construction, nec .....	D
	Excavation work .....	D
	<b>Special trade contractor, total</b> .....	<b>13 344</b>
	Carpentry contractor .....	594
	Concrete work .....	3 121
	Plastering, drywall, acoustical, and insulation work .....	D
	Electrical work .....	1 724
	Floor laying and floor work .....	D
	Glass and glazing contractor .....	—
	Plumbing, heating, and air-conditioning .....	D
	Masonry, stone setting, and other stone work .....	D
	Terrazzo, tile, marble, and mosaic work .....	D
	Painting and paper hanging .....	D
	Roofing, siding, and sheet metal work .....	D
	Structural steel erection contractor .....	2 667
	Developer of land owned by other .....	940
	Swimming pool contractor .....	D
	Water well drilling contractor .....	—
	Wrecking and demolition contractor, buildings, and other structures .....	704
	<b>Other construction activities, nec</b> .....	<b>2 294</b>
	<b>Other business activities secondary to construction activities, total</b> .....	<b>327</b>
	Architectural and engineering services .....	D
	Other business activities, secondary to construction activities, nec .....	D
	Rental of construction machinery or equipment to others, without an operator, secondary to construction activities .....	D
	Sale of land .....	—
	Retail trade, secondary to construction activities .....	—
	Wholesale trade, manufacturing, and transportation .....	—
<b>16</b>	<b>Heavy construction other than building</b>	
	<b>Total</b> .....	<b>D</b>
	<b>Building, developing, and general contracting, total</b> .....	<b>66 298</b>
	Building construction on land owned by others—general contractor or design-builder .....	62 536
	Operative builders .....	D
	Developer of own land for sale .....	D
	Construction management .....	—
	<b>Heavy construction, total</b> .....	<b>805 960</b>
	Highway and street general contractor .....	482 658
	Heavy construction, nec .....	322 955
	Excavation work .....	347
	<b>Special trade contractor, total</b> .....	<b>D</b>
	Carpentry contractor .....	311
	Concrete work .....	2 424
	Plastering, drywall, acoustical, and insulation work .....	—
	Electrical work .....	D
	Floor laying and floor work .....	—
	Glass and glazing contractor .....	—
	Plumbing, heating, and air-conditioning .....	D
	Masonry, stone setting, and other stone work .....	—
	Terrazzo, tile, marble, and mosaic work .....	D
	Painting and paper hanging .....	D
	Roofing, siding, and sheet metal work .....	D
	Structural steel erection contractor .....	D
	Developer of land owned by other .....	30 981
	Swimming pool contractor .....	—
	Water well drilling contractor .....	—
	Wrecking and demolition contractor, buildings, and other structures .....	5 142
	<b>Other construction activities, nec</b> .....	<b>D</b>
	<b>Other business activities secondary to construction activities, total</b> .....	<b>D</b>
	Architectural and engineering services .....	D
	Other business activities, secondary to construction activities, nec .....	274
	Rental of construction machinery or equipment to others, without an operator, secondary to construction activities .....	D
	Sale of land .....	—
	Retail trade, secondary to construction activities .....	—
	Wholesale trade, manufacturing, and transportation .....	—



**Table 8. Dollar Value of Business by Kind-of-Business Activity: 1997—Con.**

[Detail may not add to total because of rounding. Based on their primary business activity or combination of activities, establishments were classified into this specific industry. These establishments, however, may also be engaged in other kinds of business activities. For meaning of abbreviations and symbols, see introductory text. For explanation of terms, see Appendix A]

SIC code	Primary and other kind-of-business activity	Dollar value of business done (\$1,000)
<b>16</b>	<b>Heavy construction other than building—Con.</b>	
1611	Highway & street construction, excluding elevated highways	
	<b>Total</b> .....	<b>D</b>
	<b>Building, developing, and general contracting, total</b> .....	<b>38 530</b>
	Building construction on land owned by others—general contractor or design-builder .....	35 647
	Operative builders .....	1 216
	Developer of own land for sale .....	1 667
	Construction management .....	—
	<b>Heavy construction, total</b> .....	<b>458 947</b>
	Highway and street general contractor .....	404 544
	Heavy construction, nec .....	54 345
	Excavation work .....	58
	<b>Special trade contractor, total</b> .....	<b>D</b>
	Carpentry contractor .....	D
	Concrete work .....	D
	Plastering, drywall, acoustical, and insulation work .....	—
	Electrical work .....	D
	Floor laying and floor work .....	—
	Glass and glazing contractor .....	—
	Plumbing, heating, and air-conditioning .....	—
	Masonry, stone setting, and other stone work .....	—
	Terrazzo, tile, marble, and mosaic work .....	—
	Painting and paper hanging .....	—
	Roofing, siding, and sheet metal work .....	D
	Structural steel erection contractor .....	D
	Developer of land owned by other .....	3 767
	Swimming pool contractor .....	—
	Water well drilling contractor .....	—
	Wrecking and demolition contractor, buildings, and other structures .....	3 069
	<b>Other construction activities, nec</b> .....	<b>D</b>
	<b>Other business activities secondary to construction activities, total</b> .....	<b>2 889</b>
	Architectural and engineering services .....	D
	Other business activities, secondary to construction activities, nec .....	D
	Rental of construction machinery or equipment to others, without an operator, secondary to construction activities .....	D
	Sale of land .....	—
	Retail trade, secondary to construction activities .....	—
	Wholesale trade, manufacturing, and transportation .....	—
1622	Bridge, tunnel, & elevated highway construction	
	<b>Total</b> .....	<b>D</b>
	<b>Building, developing, and general contracting, total</b> .....	<b>D</b>
	Building construction on land owned by others—general contractor or design-builder .....	D
	Operative builders .....	D
	Developer of own land for sale .....	D
	Construction management .....	—
	<b>Heavy construction, total</b> .....	<b>D</b>
	Highway and street general contractor .....	D
	Heavy construction, nec .....	41 923
	Excavation work .....	—
	<b>Special trade contractor, total</b> .....	<b>D</b>
	Carpentry contractor .....	D
	Concrete work .....	D
	Plastering, drywall, acoustical, and insulation work .....	—
	Electrical work .....	—
	Floor laying and floor work .....	—
	Glass and glazing contractor .....	—
	Plumbing, heating, and air-conditioning .....	—
	Masonry, stone setting, and other stone work .....	—
	Terrazzo, tile, marble, and mosaic work .....	—
	Painting and paper hanging .....	—
	Roofing, siding, and sheet metal work .....	—
	Structural steel erection contractor .....	—
	Developer of land owned by other .....	D
	Swimming pool contractor .....	—
	Water well drilling contractor .....	—
	Wrecking and demolition contractor, buildings, and other structures .....	D
	<b>Other construction activities, nec</b> .....	<b>D</b>
	<b>Other business activities secondary to construction activities, total</b> .....	<b>—</b>
	Architectural and engineering services .....	—
	Other business activities, secondary to construction activities, nec .....	—
	Rental of construction machinery or equipment to others, without an operator, secondary to construction activities .....	—
	Sale of land .....	—
	Retail trade, secondary to construction activities .....	—
	Wholesale trade, manufacturing, and transportation .....	—

**Table 8. Dollar Value of Business by Kind-of-Business Activity: 1997—Con.**

[Detail may not add to total because of rounding. Based on their primary business activity or combination of activities, establishments were classified into this specific industry. These establishments, however, may also be engaged in other kinds of business activities. For meaning of abbreviations and symbols, see introductory text. For explanation of terms, see Appendix A]

SIC code	Primary and other kind-of-business activity	Dollar value of business done (\$1,000)
<b>16</b>	<b>Heavy construction other than building—Con.</b>	
1623	Water, sewer, pipeline, & communications & power lines	
	<b>Total</b> .....	<b>192 313</b>
	<b>Building, developing, and general contracting, total</b> .....	<b>21 925</b>
	Building construction on land owned by others—general contractor or design-builder .....	21 547
	Operative builders .....	D
	Developer of own land for sale .....	D
	Construction management .....	—
	<b>Heavy construction, total</b> .....	<b>155 772</b>
	Highway and street general contractor .....	D
	Heavy construction, nec .....	143 658
	Excavation work .....	D
	<b>Special trade contractor, total</b> .....	<b>13 712</b>
	Carpentry contractor .....	—
	Concrete work .....	D
	Plastering, drywall, acoustical, and insulation work .....	—
	Electrical work .....	D
	Floor laying and floor work .....	—
	Glass and glazing contractor .....	—
	Plumbing, heating, and air-conditioning .....	D
	Masonry, stone setting, and other stone work .....	—
	Terrazzo, tile, marble, and mosaic work .....	—
	Painting and paper hanging .....	—
	Roofing, siding, and sheet metal work .....	—
	Structural steel erection contractor .....	D
	Developer of land owned by other .....	D
	Swimming pool contractor .....	—
	Water well drilling contractor .....	—
	Wrecking and demolition contractor, buildings, and other structures .....	D
	<b>Other construction activities, nec</b> .....	<b>D</b>
	<b>Other business activities secondary to construction activities, total</b> .....	<b>D</b>
	Architectural and engineering services .....	—
	Other business activities, secondary to construction activities, nec .....	D
	Rental of construction machinery or equipment to others, without an operator, secondary to construction activities .....	D
	Sale of land .....	—
	Retail trade, secondary to construction activities .....	—
	Wholesale trade, manufacturing, and transportation .....	—
1629	Heavy construction, nec	
	<b>Total</b> .....	<b>163 894</b>
	<b>Building, developing, and general contracting, total</b> .....	<b>D</b>
	Building construction on land owned by others—general contractor or design-builder .....	D
	Operative builders .....	386
	Developer of own land for sale .....	D
	Construction management .....	—
	<b>Heavy construction, total</b> .....	<b>D</b>
	Highway and street general contractor .....	D
	Heavy construction, nec .....	83 029
	Excavation work .....	D
	<b>Special trade contractor, total</b> .....	<b>28 522</b>
	Carpentry contractor .....	D
	Concrete work .....	D
	Plastering, drywall, acoustical, and insulation work .....	—
	Electrical work .....	D
	Floor laying and floor work .....	—
	Glass and glazing contractor .....	—
	Plumbing, heating, and air-conditioning .....	D
	Masonry, stone setting, and other stone work .....	—
	Terrazzo, tile, marble, and mosaic work .....	—
	Painting and paper hanging .....	D
	Roofing, siding, and sheet metal work .....	—
	Structural steel erection contractor .....	—
	Developer of land owned by other .....	25 572
	Swimming pool contractor .....	—
	Water well drilling contractor .....	—
	Wrecking and demolition contractor, buildings, and other structures .....	1 974
	<b>Other construction activities, nec</b> .....	<b>D</b>
	<b>Other business activities secondary to construction activities, total</b> .....	<b>D</b>
	Architectural and engineering services .....	—
	Other business activities, secondary to construction activities, nec .....	—
	Rental of construction machinery or equipment to others, without an operator, secondary to construction activities .....	D
	Sale of land .....	—
	Retail trade, secondary to construction activities .....	—
	Wholesale trade, manufacturing, and transportation .....	—

**Table 8. Dollar Value of Business by Kind-of-Business Activity: 1997—Con.**

[Detail may not add to total because of rounding. Based on their primary business activity or combination of activities, establishments were classified into this specific industry. These establishments, however, may also be engaged in other kinds of business activities. For meaning of abbreviations and symbols, see introductory text. For explanation of terms, see Appendix A]

SIC code	Primary and other kind-of-business activity	Dollar value of business done (\$1,000)
17	<b>Special trade contractors</b>	
	<b>Total</b> .....	<b>948 973</b>
	<b>Building, developing, and general contracting, total</b> .....	<b>8 435</b>
	Building construction on land owned by others—general contractor or design-builder .....	7 571
	Operative builders .....	D
	Developer of own land for sale .....	D
	Construction management .....	D
	<b>Heavy construction, total</b> .....	<b>D</b>
	Highway and street general contractor .....	D
	Heavy construction, nec .....	D
	Excavation work .....	D
	<b>Special trade contractor, total</b> .....	<b>849 274</b>
	Carpentry contractor .....	11 136
	Concrete work .....	66 146
	Plastering, drywall, acoustical, and insulation work .....	49 813
	Electrical work .....	297 492
	Floor laying and floor work .....	16 749
	Glass and glazing contractor .....	5 538
	Plumbing, heating, and air-conditioning .....	188 150
	Masonry, stone setting, and other stone work .....	15 354
	Terrazzo, tile, marble, and mosaic work .....	8 962
	Painting and paper hanging .....	24 746
	Roofing, siding, and sheet metal work .....	D
	Structural steel erection contractor .....	88 290
	Developer of land owned by other .....	6 028
	Swimming pool contractor .....	10 354
	Water well drilling contractor .....	3 041
	Wrecking and demolition contractor, buildings, and other structures .....	D
	<b>Other construction activities, nec</b> .....	<b>39 385</b>
	<b>Other business activities secondary to construction activities, total</b> .....	<b>D</b>
	Architectural and engineering services .....	D
	Other business activities, secondary to construction activities, nec .....	6 707
	Rental of construction machinery or equipment to others, without an operator, secondary to construction activities .....	D
	Sale of land .....	D
	Retail trade, secondary to construction activities .....	D
Wholesale trade, manufacturing, and transportation .....	—	
1711	<b>Plumbing, heating, &amp; air-conditioning</b>	
	<b>Total</b> .....	<b>188 835</b>
	<b>Building, developing, and general contracting, total</b> .....	<b>2 086</b>
	Building construction on land owned by others—general contractor or design-builder .....	2 086
	Operative builders .....	—
	Developer of own land for sale .....	—
	Construction management .....	—
	<b>Heavy construction, total</b> .....	<b>1 886</b>
	Highway and street general contractor .....	552
	Heavy construction, nec .....	483
	Excavation work .....	851
	<b>Special trade contractor, total</b> .....	<b>180 149</b>
	Carpentry contractor .....	1 892
	Concrete work .....	3 428
	Plastering, drywall, acoustical, and insulation work .....	1 088
	Electrical work .....	14 265
	Floor laying and floor work .....	989
	Glass and glazing contractor .....	222
	Plumbing, heating, and air-conditioning .....	147 491
	Masonry, stone setting, and other stone work .....	1 237
	Terrazzo, tile, marble, and mosaic work .....	583
	Painting and paper hanging .....	1 531
	Roofing, siding, and sheet metal work .....	2 266
	Structural steel erection contractor .....	2 104
	Developer of land owned by other .....	1 406
	Swimming pool contractor .....	1 073
	Water well drilling contractor .....	222
	Wrecking and demolition contractor, buildings, and other structures .....	352
	<b>Other construction activities, nec</b> .....	<b>3 907</b>
	<b>Other business activities secondary to construction activities, total</b> .....	<b>820</b>
	Architectural and engineering services .....	—
	Other business activities, secondary to construction activities, nec .....	D
	Rental of construction machinery or equipment to others, without an operator, secondary to construction activities .....	D
	Sale of land .....	—
	Retail trade, secondary to construction activities .....	—
Wholesale trade, manufacturing, and transportation .....	—	

**Table 8. Dollar Value of Business by Kind-of-Business Activity: 1997—Con.**

[Detail may not add to total because of rounding. Based on their primary business activity or combination of activities, establishments were classified into this specific industry. These establishments, however, may also be engaged in other kinds of business activities. For meaning of abbreviations and symbols, see introductory text. For explanation of terms, see Appendix A]

SIC code	Primary and other kind-of-business activity	Dollar value of business done (\$1,000)
<b>17</b>	<b>Special trade contractors—Con.</b>	
1721	Painting & paper hanging	
	<b>Total</b> .....	<b>23 174</b>
	<b>Building, developing, and general contracting, total</b> .....	<b>58</b>
	Building construction on land owned by others—general contractor or design-builder .....	58
	Operative builders .....	—
	Developer of own land for sale .....	—
	Construction management .....	—
	<b>Heavy construction, total</b> .....	<b>116</b>
	Highway and street general contractor .....	D
	Heavy construction, nec .....	—
	Excavation work .....	D
	<b>Special trade contractor, total</b> .....	<b>22 159</b>
	Carpentry contractor .....	365
	Concrete work .....	505
	Plastering, drywall, acoustical, and insulation work .....	187
	Electrical work .....	1 313
	Floor laying and floor work .....	195
	Glass and glazing contractor .....	66
	Plumbing, heating, and air-conditioning .....	950
	Masonry, stone setting, and other stone work .....	287
	Terrazzo, tile, marble, and mosaic work .....	62
	Painting and paper hanging .....	16 924
	Roofing, siding, and sheet metal work .....	592
	Structural steel erection contractor .....	416
	Developer of land owned by other .....	58
	Swimming pool contractor .....	111
	Water well drilling contractor .....	58
	Wrecking and demolition contractor, buildings, and other structures .....	70
	<b>Other construction activities, nec</b> .....	<b>873</b>
	<b>Other business activities secondary to construction activities, total</b> .....	<b>—</b>
	Architectural and engineering services .....	—
	Other business activities, secondary to construction activities, nec .....	—
	Rental of construction machinery or equipment to others, without an operator, secondary to construction activities .....	—
	Sale of land .....	—
	Retail trade, secondary to construction activities .....	—
	Wholesale trade, manufacturing, and transportation .....	—
1731	Electrical work	
	<b>Total</b> .....	<b>314 878</b>
	<b>Building, developing, and general contracting, total</b> .....	<b>939</b>
	Building construction on land owned by others—general contractor or design-builder .....	D
	Operative builders .....	D
	Developer of own land for sale .....	—
	Construction management .....	—
	<b>Heavy construction, total</b> .....	<b>1 797</b>
	Highway and street general contractor .....	1 160
	Heavy construction, nec .....	D
	Excavation work .....	D
	<b>Special trade contractor, total</b> .....	<b>304 542</b>
	Carpentry contractor .....	874
	Concrete work .....	1 639
	Plastering, drywall, acoustical, and insulation work .....	875
	Electrical work .....	264 880
	Floor laying and floor work .....	788
	Glass and glazing contractor .....	234
	Plumbing, heating, and air-conditioning .....	28 072
	Masonry, stone setting, and other stone work .....	544
	Terrazzo, tile, marble, and mosaic work .....	234
	Painting and paper hanging .....	1 438
	Roofing, siding, and sheet metal work .....	1 899
	Structural steel erection contractor .....	1 782
	Developer of land owned by other .....	339
	Swimming pool contractor .....	476
	Water well drilling contractor .....	234
	Wrecking and demolition contractor, buildings, and other structures .....	234
	<b>Other construction activities, nec</b> .....	<b>7 251</b>
	<b>Other business activities secondary to construction activities, total</b> .....	<b>324</b>
	Architectural and engineering services .....	—
	Other business activities, secondary to construction activities, nec .....	D
	Rental of construction machinery or equipment to others, without an operator, secondary to construction activities .....	D
	Sale of land .....	—
	Retail trade, secondary to construction activities .....	D
	Wholesale trade, manufacturing, and transportation .....	—

**Table 8. Dollar Value of Business by Kind-of-Business Activity: 1997—Con.**

[Detail may not add to total because of rounding. Based on their primary business activity or combination of activities, establishments were classified into this specific industry. These establishments, however, may also be engaged in other kinds of business activities. For meaning of abbreviations and symbols, see introductory text. For explanation of terms, see Appendix A]

SIC code	Primary and other kind-of-business activity	Dollar value of business done (\$1,000)
<b>17</b>	<b>Special trade contractors—Con.</b>	
1741	Masonry, stone setting, & other stonework	
	<b>Total</b> .....	<b>D</b>
	<b>Building, developing, and general contracting, total</b> .....	<b>D</b>
	Building construction on land owned by others—general contractor or design-builder .....	D
	Operative builders .....	—
	Developer of own land for sale .....	—
	Construction management .....	—
	<b>Heavy construction, total</b> .....	<b>108</b>
	Highway and street general contractor .....	D
	Heavy construction, nec .....	—
	Excavation work .....	D
	<b>Special trade contractor, total</b> .....	<b>14 568</b>
	Carpentry contractor .....	138
	Concrete work .....	231
	Plastering, drywall, acoustical, and insulation work .....	D
	Electrical work .....	893
	Floor laying and floor work .....	138
	Glass and glazing contractor .....	D
	Plumbing, heating, and air-conditioning .....	621
	Masonry, stone setting, and other stone work .....	11 250
	Terrazzo, tile, marble, and mosaic work .....	133
	Painting and paper hanging .....	232
	Roofing, siding, and sheet metal work .....	312
	Structural steel erection contractor .....	271
	Developer of land owned by other .....	D
	Swimming pool contractor .....	77
	Water well drilling contractor .....	39
	Wrecking and demolition contractor, buildings, and other structures .....	39
	<b>Other construction activities, nec</b> .....	<b>545</b>
	<b>Other business activities secondary to construction activities, total</b> .....	<b>—</b>
	Architectural and engineering services .....	—
	Other business activities, secondary to construction activities, nec .....	—
	Rental of construction machinery or equipment to others, without an operator, secondary to construction activities .....	—
	Sale of land .....	—
	Retail trade, secondary to construction activities .....	—
	Wholesale trade, manufacturing, and transportation .....	—
1742	Plastering, drywall, acoustical, & insulation work	
	<b>Total</b> .....	<b>D</b>
	<b>Building, developing, and general contracting, total</b> .....	<b>3 450</b>
	Building construction on land owned by others—general contractor or design-builder .....	D
	Operative builders .....	—
	Developer of own land for sale .....	D
	Construction management .....	—
	<b>Heavy construction, total</b> .....	<b>1 961</b>
	Highway and street general contractor .....	570
	Heavy construction, nec .....	D
	Excavation work .....	D
	<b>Special trade contractor, total</b> .....	<b>69 163</b>
	Carpentry contractor .....	1 450
	Concrete work .....	1 513
	Plastering, drywall, acoustical, and insulation work .....	46 098
	Electrical work .....	5 356
	Floor laying and floor work .....	2 605
	Glass and glazing contractor .....	505
	Plumbing, heating, and air-conditioning .....	4 115
	Masonry, stone setting, and other stone work .....	493
	Terrazzo, tile, marble, and mosaic work .....	289
	Painting and paper hanging .....	1 673
	Roofing, siding, and sheet metal work .....	1 772
	Structural steel erection contractor .....	1 942
	Developer of land owned by other .....	255
	Swimming pool contractor .....	404
	Water well drilling contractor .....	202
	Wrecking and demolition contractor, buildings, and other structures .....	491
	<b>Other construction activities, nec</b> .....	<b>2 874</b>
	<b>Other business activities secondary to construction activities, total</b> .....	<b>D</b>
	Architectural and engineering services .....	—
	Other business activities, secondary to construction activities, nec .....	D
	Rental of construction machinery or equipment to others, without an operator, secondary to construction activities .....	—
	Sale of land .....	—
	Retail trade, secondary to construction activities .....	D
	Wholesale trade, manufacturing, and transportation .....	—

**Table 8. Dollar Value of Business by Kind-of-Business Activity: 1997—Con.**

[Detail may not add to total because of rounding. Based on their primary business activity or combination of activities, establishments were classified into this specific industry. These establishments, however, may also be engaged in other kinds of business activities. For meaning of abbreviations and symbols, see introductory text. For explanation of terms, see Appendix A]

SIC code	Primary and other kind-of-business activity	Dollar value of business done (\$1,000)
<b>17</b>	<b>Special trade contractors—Con.</b>	
1743	Terrazzo, tile, marble, & mosaic work	
	<b>Total</b> .....	<b>D</b>
	<b>Building, developing, and general contracting, total</b> .....	<b>D</b>
	Building construction on land owned by others—general contractor or design-builder .....	D
	Operative builders .....	—
	Developer of own land for sale .....	—
	Construction management .....	—
	<b>Heavy construction, total</b> .....	<b>D</b>
	Highway and street general contractor .....	D
	Heavy construction, nec .....	—
	Excavation work .....	D
	<b>Special trade contractor, total</b> .....	<b>D</b>
	Carpentry contractor .....	D
	Concrete work .....	D
	Plastering, drywall, acoustical, and insulation work .....	D
	Electrical work .....	D
	Floor laying and floor work .....	D
	Glass and glazing contractor .....	D
	Plumbing, heating, and air-conditioning .....	D
	Masonry, stone setting, and other stone work .....	D
	Terrazzo, tile, marble, and mosaic work .....	4 927
	Painting and paper hanging .....	D
	Roofing, siding, and sheet metal work .....	D
	Structural steel erection contractor .....	D
	Developer of land owned by other .....	D
	Swimming pool contractor .....	D
	Water well drilling contractor .....	D
	Wrecking and demolition contractor, buildings, and other structures .....	D
	<b>Other construction activities, nec</b> .....	<b>D</b>
	<b>Other business activities secondary to construction activities, total</b> .....	<b>D</b>
	Architectural and engineering services .....	—
	Other business activities, secondary to construction activities, nec .....	D
	Rental of construction machinery or equipment to others, without an operator, secondary to construction activities .....	—
	Sale of land .....	—
	Retail trade, secondary to construction activities .....	—
	Wholesale trade, manufacturing, and transportation .....	—
1751	Carpentry work	
	<b>Total</b> .....	<b>D</b>
	<b>Building, developing, and general contracting, total</b> .....	<b>18</b>
	Building construction on land owned by others—general contractor or design-builder .....	18
	Operative builders .....	—
	Developer of own land for sale .....	—
	Construction management .....	—
	<b>Heavy construction, total</b> .....	<b>D</b>
	Highway and street general contractor .....	D
	Heavy construction, nec .....	—
	Excavation work .....	D
	<b>Special trade contractor, total</b> .....	<b>5 653</b>
	Carpentry contractor .....	3 780
	Concrete work .....	292
	Plastering, drywall, acoustical, and insulation work .....	54
	Electrical work .....	199
	Floor laying and floor work .....	603
	Glass and glazing contractor .....	24
	Plumbing, heating, and air-conditioning .....	145
	Masonry, stone setting, and other stone work .....	72
	Terrazzo, tile, marble, and mosaic work .....	58
	Painting and paper hanging .....	141
	Roofing, siding, and sheet metal work .....	43
	Structural steel erection contractor .....	78
	Developer of land owned by other .....	3
	Swimming pool contractor .....	81
	Water well drilling contractor .....	3
	Wrecking and demolition contractor, buildings, and other structures .....	77
	<b>Other construction activities, nec</b> .....	<b>D</b>
	<b>Other business activities secondary to construction activities, total</b> .....	<b>D</b>
	Architectural and engineering services .....	—
	Other business activities, secondary to construction activities, nec .....	D
	Rental of construction machinery or equipment to others, without an operator, secondary to construction activities .....	—
	Sale of land .....	—
	Retail trade, secondary to construction activities .....	—
	Wholesale trade, manufacturing, and transportation .....	—

**Table 8. Dollar Value of Business by Kind-of-Business Activity: 1997—Con.**

[Detail may not add to total because of rounding. Based on their primary business activity or combination of activities, establishments were classified into this specific industry. These establishments, however, may also be engaged in other kinds of business activities. For meaning of abbreviations and symbols, see introductory text. For explanation of terms, see Appendix A]

SIC code	Primary and other kind-of-business activity	Dollar value of business done (\$1,000)
<b>17</b>	<b>Special trade contractors—Con.</b>	
1752	Floor laying & other floor, nec	
	<b>Total</b> .....	<b>D</b>
	<b>Building, developing, and general contracting, total</b> .....	<b>D</b>
	Building construction on land owned by others—general contractor or design-builder .....	D
	Operative builders .....	—
	Developer of own land for sale .....	—
	Construction management .....	—
	<b>Heavy construction, total</b> .....	<b>D</b>
	Highway and street general contractor .....	D
	Heavy construction, nec .....	—
	Excavation work .....	D
	<b>Special trade contractor, total</b> .....	<b>9 632</b>
	Carpentry contractor .....	20
	Concrete work .....	34
	Plastering, drywall, acoustical, and insulation work .....	20
	Electrical work .....	153
	Floor laying and floor work .....	9 102
	Glass and glazing contractor .....	D
	Plumbing, heating, and air-conditioning .....	105
	Masonry, stone setting, and other stone work .....	14
	Terrazzo, tile, marble, and mosaic work .....	6
	Painting and paper hanging .....	39
	Roofing, siding, and sheet metal work .....	53
	Structural steel erection contractor .....	D
	Developer of land owned by other .....	6
	Swimming pool contractor .....	D
	Water well drilling contractor .....	D
	Wrecking and demolition contractor, buildings, and other structures .....	D
	<b>Other construction activities, nec</b> .....	<b>123</b>
	<b>Other business activities secondary to construction activities, total</b> .....	<b>—</b>
	Architectural and engineering services .....	—
	Other business activities, secondary to construction activities, nec .....	—
	Rental of construction machinery or equipment to others, without an operator, secondary to construction activities .....	—
	Sale of land .....	—
	Retail trade, secondary to construction activities .....	—
	Wholesale trade, manufacturing, and transportation .....	—
1761	Roofing, siding, & sheet metal work	
	<b>Total</b> .....	<b>43 863</b>
	<b>Building, developing, and general contracting, total</b> .....	<b>D</b>
	Building construction on land owned by others—general contractor or design-builder .....	19
	Operative builders .....	—
	Developer of own land for sale .....	—
	Construction management .....	D
	<b>Heavy construction, total</b> .....	<b>D</b>
	Highway and street general contractor .....	D
	Heavy construction, nec .....	—
	Excavation work .....	D
	<b>Special trade contractor, total</b> .....	<b>43 441</b>
	Carpentry contractor .....	292
	Concrete work .....	179
	Plastering, drywall, acoustical, and insulation work .....	132
	Electrical work .....	602
	Floor laying and floor work .....	60
	Glass and glazing contractor .....	163
	Plumbing, heating, and air-conditioning .....	353
	Masonry, stone setting, and other stone work .....	184
	Terrazzo, tile, marble, and mosaic work .....	19
	Painting and paper hanging .....	229
	Roofing, siding, and sheet metal work .....	40 862
	Structural steel erection contractor .....	138
	Developer of land owned by other .....	150
	Swimming pool contractor .....	40
	Water well drilling contractor .....	19
	Wrecking and demolition contractor, buildings, and other structures .....	19
	<b>Other construction activities, nec</b> .....	<b>284</b>
	<b>Other business activities secondary to construction activities, total</b> .....	<b>D</b>
	Architectural and engineering services .....	—
	Other business activities, secondary to construction activities, nec .....	—
	Rental of construction machinery or equipment to others, without an operator, secondary to construction activities .....	—
	Sale of land .....	D
	Retail trade, secondary to construction activities .....	D
	Wholesale trade, manufacturing, and transportation .....	—

**Table 8. Dollar Value of Business by Kind-of-Business Activity: 1997—Con.**

[Detail may not add to total because of rounding. Based on their primary business activity or combination of activities, establishments were classified into this specific industry. These establishments, however, may also be engaged in other kinds of business activities. For meaning of abbreviations and symbols, see introductory text. For explanation of terms, see Appendix A]

SIC code	Primary and other kind-of-business activity	Dollar value of business done (\$1,000)
<b>17</b>	<b>Special trade contractors—Con.</b>	
1771	Concrete work	
	<b>Total</b> .....	<b>D</b>
	<b>Building, developing, and general contracting, total</b> .....	<b>D</b>
	Building construction on land owned by others—general contractor or design-builder .....	D
	Operative builders .....	—
	Developer of own land for sale .....	—
	Construction management .....	D
	<b>Heavy construction, total</b> .....	<b>736</b>
	Highway and street general contractor .....	D
	Heavy construction, nec .....	D
	Excavation work .....	341
	<b>Special trade contractor, total</b> .....	<b>68 901</b>
	Carpentry contractor .....	1 250
	Concrete work .....	56 226
	Plastering, drywall, acoustical, and insulation work .....	267
	Electrical work .....	2 610
	Floor laying and floor work .....	797
	Glass and glazing contractor .....	358
	Plumbing, heating, and air-conditioning .....	1 282
	Masonry, stone setting, and other stone work .....	597
	Terrazzo, tile, marble, and mosaic work .....	D
	Painting and paper hanging .....	593
	Roofing, siding, and sheet metal work .....	608
	Structural steel erection contractor .....	1 360
	Developer of land owned by other .....	138
	Swimming pool contractor .....	255
	Water well drilling contractor .....	D
	Wrecking and demolition contractor, buildings, and other structures .....	141
	<b>Other construction activities, nec</b> .....	<b>1 094</b>
	<b>Other business activities secondary to construction activities, total</b> .....	<b>D</b>
	Architectural and engineering services .....	—
	Other business activities, secondary to construction activities, nec .....	—
	Rental of construction machinery or equipment to others, without an operator, secondary to construction activities .....	D
	Sale of land .....	—
	Retail trade, secondary to construction activities .....	—
	Wholesale trade, manufacturing, and transportation .....	—
1781	Water well drilling	
	<b>Total</b> .....	<b>D</b>
	<b>Building, developing, and general contracting, total</b> .....	<b>—</b>
	Building construction on land owned by others—general contractor or design-builder .....	—
	Operative builders .....	—
	Developer of own land for sale .....	—
	Construction management .....	—
	<b>Heavy construction, total</b> .....	<b>—</b>
	Highway and street general contractor .....	—
	Heavy construction, nec .....	—
	Excavation work .....	—
	<b>Special trade contractor, total</b> .....	<b>D</b>
	Carpentry contractor .....	—
	Concrete work .....	—
	Plastering, drywall, acoustical, and insulation work .....	—
	Electrical work .....	—
	Floor laying and floor work .....	—
	Glass and glazing contractor .....	—
	Plumbing, heating, and air-conditioning .....	—
	Masonry, stone setting, and other stone work .....	—
	Terrazzo, tile, marble, and mosaic work .....	—
	Painting and paper hanging .....	—
	Roofing, siding, and sheet metal work .....	—
	Structural steel erection contractor .....	—
	Developer of land owned by other .....	—
	Swimming pool contractor .....	—
	Water well drilling contractor .....	D
	Wrecking and demolition contractor, buildings, and other structures .....	—
	<b>Other construction activities, nec</b> .....	<b>—</b>
	<b>Other business activities secondary to construction activities, total</b> .....	<b>—</b>
	Architectural and engineering services .....	—
	Other business activities, secondary to construction activities, nec .....	—
	Rental of construction machinery or equipment to others, without an operator, secondary to construction activities .....	—
	Sale of land .....	—
	Retail trade, secondary to construction activities .....	—
	Wholesale trade, manufacturing, and transportation .....	—



**Table 8. Dollar Value of Business by Kind-of-Business Activity: 1997—Con.**

[Detail may not add to total because of rounding. Based on their primary business activity or combination of activities, establishments were classified into this specific industry. These establishments, however, may also be engaged in other kinds of business activities. For meaning of abbreviations and symbols, see introductory text. For explanation of terms, see Appendix A]

SIC code	Primary and other kind-of-business activity	Dollar value of business done (\$1,000)
<b>17</b>	<b>Special trade contractors—Con.</b>	
1791	Structural steel erection	
	<b>Total</b> .....	<b>D</b>
	<b>Building, developing, and general contracting, total</b> .....	<b>1 183</b>
	Building construction on land owned by others—general contractor or design-builder .....	1 183
	Operative builders .....	—
	Developer of own land for sale .....	—
	Construction management .....	—
	<b>Heavy construction, total</b> .....	<b>426</b>
	Highway and street general contractor .....	D
	Heavy construction, nec .....	—
	Excavation work .....	D
	<b>Special trade contractor, total</b> .....	<b>57 883</b>
	Carpentry contractor .....	644
	Concrete work .....	1 571
	Plastering, drywall, acoustical, and insulation work .....	644
	Electrical work .....	4 945
	Floor laying and floor work .....	650
	Glass and glazing contractor .....	213
	Plumbing, heating, and air-conditioning .....	3 436
	Masonry, stone setting, and other stone work .....	482
	Terrazzo, tile, marble, and mosaic work .....	213
	Painting and paper hanging .....	1 294
	Roofing, siding, and sheet metal work .....	1 932
	Structural steel erection contractor .....	40 565
	Developer of land owned by other .....	439
	Swimming pool contractor .....	429
	Water well drilling contractor .....	213
	Wrecking and demolition contractor, buildings, and other structures .....	213
	<b>Other construction activities, nec</b> .....	<b>3 704</b>
	<b>Other business activities secondary to construction activities, total</b> .....	<b>D</b>
	Architectural and engineering services .....	—
	Other business activities, secondary to construction activities, nec .....	—
	Rental of construction machinery or equipment to others, without an operator, secondary to construction activities .....	—
	Sale of land .....	—
	Retail trade, secondary to construction activities .....	D
	Wholesale trade, manufacturing, and transportation .....	—
1793	Glass & glazing work	
	<b>Total</b> .....	<b>D</b>
	<b>Building, developing, and general contracting, total</b> .....	<b>273</b>
	Building construction on land owned by others—general contractor or design-builder .....	D
	Operative builders .....	D
	Developer of own land for sale .....	—
	Construction management .....	—
	<b>Heavy construction, total</b> .....	<b>D</b>
	Highway and street general contractor .....	D
	Heavy construction, nec .....	—
	Excavation work .....	D
	<b>Special trade contractor, total</b> .....	<b>D</b>
	Carpentry contractor .....	15
	Concrete work .....	D
	Plastering, drywall, acoustical, and insulation work .....	D
	Electrical work .....	D
	Floor laying and floor work .....	D
	Glass and glazing contractor .....	3 523
	Plumbing, heating, and air-conditioning .....	D
	Masonry, stone setting, and other stone work .....	D
	Terrazzo, tile, marble, and mosaic work .....	D
	Painting and paper hanging .....	D
	Roofing, siding, and sheet metal work .....	D
	Structural steel erection contractor .....	D
	Developer of land owned by other .....	D
	Swimming pool contractor .....	D
	Water well drilling contractor .....	D
	Wrecking and demolition contractor, buildings, and other structures .....	D
	<b>Other construction activities, nec</b> .....	<b>D</b>
	<b>Other business activities secondary to construction activities, total</b> .....	<b>—</b>
	Architectural and engineering services .....	—
	Other business activities, secondary to construction activities, nec .....	—
	Rental of construction machinery or equipment to others, without an operator, secondary to construction activities .....	—
	Sale of land .....	—
	Retail trade, secondary to construction activities .....	—
	Wholesale trade, manufacturing, and transportation .....	—

**Table 8. Dollar Value of Business by Kind-of-Business Activity: 1997—Con.**

[Detail may not add to total because of rounding. Based on their primary business activity or combination of activities, establishments were classified into this specific industry. These establishments, however, may also be engaged in other kinds of business activities. For meaning of abbreviations and symbols, see introductory text. For explanation of terms, see Appendix A]

SIC code	Primary and other kind-of-business activity	Dollar value of business done (\$1,000)
<b>17</b>	<b>Special trade contractors—Con.</b>	
1794	Excavation work	
	<b>Total</b> .....	<b>D</b>
	<b>Building, developing, and general contracting, total</b> .....	<b>D</b>
	Building construction on land owned by others—general contractor or design-builder .....	D
	Operative builders .....	—
	Developer of own land for sale .....	—
	Construction management .....	—
	<b>Heavy construction, total</b> .....	<b>28 399</b>
	Highway and street general contractor .....	D
	Heavy construction, nec .....	D
	Excavation work .....	D
	<b>Special trade contractor, total</b> .....	<b>3 906</b>
	Carpentry contractor .....	D
	Concrete work .....	D
	Plastering, drywall, acoustical, and insulation work .....	D
	Electrical work .....	D
	Floor laying and floor work .....	D
	Glass and glazing contractor .....	D
	Plumbing, heating, and air-conditioning .....	D
	Masonry, stone setting, and other stone work .....	D
	Terrazzo, tile, marble, and mosaic work .....	D
	Painting and paper hanging .....	D
	Roofing, siding, and sheet metal work .....	D
	Structural steel erection contractor .....	D
	Developer of land owned by other .....	D
	Swimming pool contractor .....	D
	Water well drilling contractor .....	D
	Wrecking and demolition contractor, buildings, and other structures .....	D
	<b>Other construction activities, nec</b> .....	<b>D</b>
	<b>Other business activities secondary to construction activities, total</b> .....	<b>—</b>
	Architectural and engineering services .....	—
	Other business activities, secondary to construction activities, nec .....	—
	Rental of construction machinery or equipment to others, without an operator, secondary to construction activities .....	—
	Sale of land .....	—
	Retail trade, secondary to construction activities .....	—
	Wholesale trade, manufacturing, and transportation .....	—
1795	Wrecking & demolition work	
	<b>Total</b> .....	<b>6 183</b>
	<b>Building, developing, and general contracting, total</b> .....	<b>D</b>
	Building construction on land owned by others—general contractor or design-builder .....	D
	Operative builders .....	—
	Developer of own land for sale .....	—
	Construction management .....	—
	<b>Heavy construction, total</b> .....	<b>D</b>
	Highway and street general contractor .....	D
	Heavy construction, nec .....	D
	Excavation work .....	D
	<b>Special trade contractor, total</b> .....	<b>5 280</b>
	Carpentry contractor .....	D
	Concrete work .....	D
	Plastering, drywall, acoustical, and insulation work .....	D
	Electrical work .....	D
	Floor laying and floor work .....	D
	Glass and glazing contractor .....	D
	Plumbing, heating, and air-conditioning .....	D
	Masonry, stone setting, and other stone work .....	D
	Terrazzo, tile, marble, and mosaic work .....	D
	Painting and paper hanging .....	D
	Roofing, siding, and sheet metal work .....	D
	Structural steel erection contractor .....	D
	Developer of land owned by other .....	D
	Swimming pool contractor .....	D
	Water well drilling contractor .....	D
	Wrecking and demolition contractor, buildings, and other structures .....	4 577
	<b>Other construction activities, nec</b> .....	<b>D</b>
	<b>Other business activities secondary to construction activities, total</b> .....	<b>D</b>
	Architectural and engineering services .....	—
	Other business activities, secondary to construction activities, nec .....	—
	Rental of construction machinery or equipment to others, without an operator, secondary to construction activities .....	D
	Sale of land .....	—
	Retail trade, secondary to construction activities .....	—
	Wholesale trade, manufacturing, and transportation .....	—

**Table 8. Dollar Value of Business by Kind-of-Business Activity: 1997—Con.**

[Detail may not add to total because of rounding. Based on their primary business activity or combination of activities, establishments were classified into this specific industry. These establishments, however, may also be engaged in other kinds of business activities. For meaning of abbreviations and symbols, see introductory text. For explanation of terms, see Appendix A]

SIC code	Primary and other kind-of-business activity	Dollar value of business done (\$1,000)
<b>17</b>	<b>Special trade contractors—Con.</b>	
1796	Installation or erection of building equipment, nec	
	<b>Total</b> .....	<b>D</b>
	<b>Building, developing, and general contracting, total</b> .....	<b>D</b>
	Building construction on land owned by others—general contractor or design-builder .....	D
	Operative builders .....	—
	Developer of own land for sale .....	—
	Construction management .....	—
	<b>Heavy construction, total</b> .....	<b>D</b>
	Highway and street general contractor .....	D
	Heavy construction, nec .....	—
	Excavation work .....	D
	<b>Special trade contractor, total</b> .....	<b>42 244</b>
	Carpentry contractor .....	148
	Concrete work .....	207
	Plastering, drywall, acoustical, and insulation work .....	D
	Electrical work .....	766
	Floor laying and floor work .....	509
	Glass and glazing contractor .....	D
	Plumbing, heating, and air-conditioning .....	591
	Masonry, stone setting, and other stone work .....	89
	Terrazzo, tile, marble, and mosaic work .....	D
	Painting and paper hanging .....	206
	Roofing, siding, and sheet metal work .....	D
	Structural steel erection contractor .....	39 189
	Developer of land owned by other .....	D
	Swimming pool contractor .....	D
	Water well drilling contractor .....	D
	Wrecking and demolition contractor, buildings, and other structures .....	D
	<b>Other construction activities, nec</b> .....	<b>D</b>
	<b>Other business activities secondary to construction activities, total</b> .....	<b>D</b>
	Architectural and engineering services .....	D
	Other business activities, secondary to construction activities, nec .....	D
	Rental of construction machinery or equipment to others, without an operator, secondary to construction activities .....	—
	Sale of land .....	—
	Retail trade, secondary to construction activities .....	—
	Wholesale trade, manufacturing, and transportation .....	—
1799	Special trade contractors, nec	
	<b>Total</b> .....	<b>27 586</b>
	<b>Building, developing, and general contracting, total</b> .....	<b>39</b>
	Building construction on land owned by others—general contractor or design-builder .....	39
	Operative builders .....	—
	Developer of own land for sale .....	—
	Construction management .....	—
	<b>Heavy construction, total</b> .....	<b>78</b>
	Highway and street general contractor .....	D
	Heavy construction, nec .....	—
	Excavation work .....	D
	<b>Special trade contractor, total</b> .....	<b>11 217</b>
	Carpentry contractor .....	169
	Concrete work .....	195
	Plastering, drywall, acoustical, and insulation work .....	119
	Electrical work .....	1 102
	Floor laying and floor work .....	224
	Glass and glazing contractor .....	139
	Plumbing, heating, and air-conditioning .....	723
	Masonry, stone setting, and other stone work .....	74
	Terrazzo, tile, marble, and mosaic work .....	39
	Painting and paper hanging .....	290
	Roofing, siding, and sheet metal work .....	315
	Structural steel erection contractor .....	288
	Developer of land owned by other .....	39
	Swimming pool contractor .....	7 304
	Water well drilling contractor .....	39
	Wrecking and demolition contractor, buildings, and other structures .....	158
	<b>Other construction activities, nec</b> .....	<b>15 788</b>
	<b>Other business activities secondary to construction activities, total</b> .....	<b>475</b>
	Architectural and engineering services .....	—
	Other business activities, secondary to construction activities, nec .....	475
	Rental of construction machinery or equipment to others, without an operator, secondary to construction activities .....	—
	Sale of land .....	—
	Retail trade, secondary to construction activities .....	—
	Wholesale trade, manufacturing, and transportation .....	—

**Table 8. Dollar Value of Business by Kind-of-Business Activity: 1997—Con.**

[Detail may not add to total because of rounding. Based on their primary business activity or combination of activities, establishments were classified into this specific industry. These establishments, however, may also be engaged in other kinds of business activities. For meaning of abbreviations and symbols, see introductory text. For explanation of terms, see Appendix A]

SIC code	Primary and other kind-of-business activity	Dollar value of business done (\$1,000)
<b>6552</b>	<b>Subdividers and developers, nec (ex cemeteries)</b>	
	<b>Total</b> .....	<b>D</b>
	<b>Building, developing, and general contracting, total</b> .....	<b>111 210</b>
	Building construction on land owned by others—general contractor or design-builder .....	—
	Operative builders .....	D
	Developer of own land for sale .....	110 603
	Construction management .....	D
	<b>Heavy construction, total</b> .....	<b>D</b>
	Highway and street general contractor .....	D
	Heavy construction, nec .....	D
	Excavation work .....	—
	<b>Special trade contractor, total</b> .....	<b>D</b>
	Carpentry contractor .....	—
	Concrete work .....	—
	Plastering, drywall, acoustical, and insulation work .....	—
	Electrical work .....	—
	Floor laying and floor work .....	—
	Glass and glazing contractor .....	—
	Plumbing, heating, and air-conditioning .....	—
	Masonry, stone setting, and other stone work .....	—
	Terrazzo, tile, marble, and mosaic work .....	D
	Painting and paper hanging .....	—
	Roofing, siding, and sheet metal work .....	—
	Structural steel erection contractor .....	—
	Developer of land owned by other .....	—
	Swimming pool contractor .....	—
	Water well drilling contractor .....	—
	Wrecking and demolition contractor, buildings, and other structures .....	—
	<b>Other construction activities, nec</b> .....	<b>—</b>
	<b>Other business activities secondary to construction activities, total</b> .....	<b>D</b>
	Architectural and engineering services .....	—
	Other business activities, secondary to construction activities, nec .....	1 541
	Rental of construction machinery or equipment to others, without an operator, secondary to construction activities .....	—
	Sale of land .....	D
	Retail trade, secondary to construction activities .....	D
	Wholesale trade, manufacturing, and transportation .....	—

**Table 1. Detailed Statistics for Establishments by Municipios: 1997**

[Detail may not add to total because of rounding. For meaning of abbreviations and symbols, see introductory text. For explanation of terms, see Appendix A]

Geographic area	Establishments (number)	Proprietors and partners (number)	Unpaid family workers (number)	Paid employees						Other employees, March (number)
				All employees+ (number)	Construction workers					
					Average (number)	March (number)	May (number)	August (number)	November (number)	
<b>Puerto Rico</b> .....	<b>1 957</b>	<b>1 020</b>	<b>136</b>	<b>57 123</b>	<b>51 198</b>	<b>50 022</b>	<b>50 918</b>	<b>51 145</b>	<b>51 929</b>	<b>5 925</b>
Adjuntas .....	5	3	—	88	65	56	68	67	67	23
Aguada .....	29	25	4	426	384	341	359	434	394	42
Aguadilla .....	21	14	1	289	259	266	255	248	266	30
Aguas Buenas .....	7	2	1	56	53	44	58	58	47	3
Aibonito .....	8	4	1	102	91	92	91	89	85	11
Añasco .....	14	11	—	280	253	252	251	247	254	27
Arecibo .....	28	21	1	303	276	303	193	298	306	27
Arroyo .....	5	4	—	41	37	34	46	31	31	4
Barceloneta .....	16	5	1	498	443	405	423	481	459	55
Barranquitas .....	27	D	D	e	D	D	D	D	D	D
Bayamón .....	127	59	7	2 290	1 996	1 927	1 938	1 991	2 077	294
Cabo Rojo .....	17	12	2	286	278	255	271	293	285	8
Caguas .....	76	36	7	1 297	1 095	1 064	1 118	1 140	1 033	202
Camuy .....	16	17	2	296	277	285	282	271	260	19
Canóvanas .....	9	5	—	80	72	79	63	57	82	8
Carolina .....	96	28	5	2 042	1 748	1 796	1 749	1 690	1 711	294
Cataño .....	14	5	—	412	383	424	409	343	353	29
Cayey .....	15	10	1	85	76	58	73	83	80	9
Ceiba .....	3	3	—	7	6	8	5	5	4	1
Ciales .....	10	7	1	86	81	87	85	71	80	5
Cidra .....	15	10	1	119	93	99	96	88	85	26
Coamo .....	14	8	2	248	200	223	199	184	191	48
Comerio .....	5	1	1	31	27	19	29	30	28	4
Corozal .....	14	10	—	79	70	71	73	64	72	9
Culebra .....	1	D	—	a	D	D	D	D	D	D
Dorado .....	12	9	—	245	235	214	232	239	245	10
Fajardo .....	14	5	—	369	336	284	338	374	343	33
Florida .....	3	D	—	b	D	D	D	D	D	—
Guánica .....	7	4	1	171	156	144	157	166	155	15
Guayama .....	16	10	—	212	188	199	189	162	198	24
Guayanilla .....	2	D	D	b	D	D	D	D	D	D
Guaynabo .....	120	49	3	8 811	7 424	7 384	7 354	7 323	7 593	1 387
Gurabo .....	11	6	—	297	260	245	279	237	268	37
Hatillo .....	14	7	—	240	209	215	202	205	210	31
Hormigueros .....	7	6	—	543	488	434	477	497	537	55
Humacao .....	27	18	3	389	362	326	366	382	377	27
Isabela .....	14	7	—	108	93	100	76	97	98	15
Jayuya .....	8	D	D	c	D	D	D	D	D	D
Juana Díaz .....	17	10	1	127	114	117	114	113	109	13
Juncos .....	13	9	—	361	340	369	351	318	321	21
Lajas .....	13	12	1	695	664	593	652	694	705	31
Lares .....	9	6	2	90	87	87	86	75	96	3
Las Marías .....	6	3	1	57	50	47	48	53	47	7
Las Piedras .....	21	12	1	969	865	871	875	853	854	104
Loíza .....	3	D	—	b	D	D	D	D	D	D
Luquillo .....	4	5	—	31	31	14	18	51	40	—
Manatí .....	14	6	2	280	260	245	259	249	275	20
Maricao .....	3	1	—	13	12	13	14	7	13	1
Maunabo .....	2	D	—	a	D	D	D	D	D	—
Mayagüez .....	68	45	8	2 491	2 307	2 097	2 318	2 421	2 354	184
Moca .....	34	31	18	429	406	410	390	406	408	23
Morovis .....	10	10	—	112	102	95	103	108	98	10
Naguabo .....	22	14	2	572	531	529	535	540	515	41
Naranjito .....	21	18	2	600	557	552	591	544	525	43
Orocovis .....	10	8	1	73	66	59	75	57	69	7
Patillas .....	6	3	—	75	69	86	64	55	68	6
Peñuelas .....	10	4	—	871	836	771	781	851	930	35
Ponce .....	96	43	5	3 591	3 282	3 346	3 445	3 199	3 095	309
Quebradillas .....	9	7	—	153	143	155	156	131	127	10
Rincón .....	7	5	—	23	19	12	24	24	13	4
Río Grande .....	9	3	—	40	32	28	29	34	33	8
Sabana Grande .....	7	4	5	83	72	72	75	70	71	11
Salinas .....	3	D	D	b	D	D	D	D	D	D
San Germán .....	15	11	1	414	366	348	352	371	384	48
San Juan .....	472	184	17	18 517	16 896	16 238	16 640	17 010	17 506	1 621
San Lorenzo .....	11	9	—	220	197	215	177	180	211	23
San Sebastián .....	25	19	2	227	204	208	213	191	189	23
Santa Isabel .....	5	4	1	258	245	219	226	247	291	13
Toa Alta .....	12	5	3	55	49	49	47	49	43	6
Toa Baja .....	40	21	—	1 124	1 027	1 047	1 017	1 025	1 010	97
Trujillo Alto .....	38	14	1	1 766	1 556	1 624	1 642	1 563	1 381	210
Utua .....	3	2	—	15	13	11	12	13	15	2
Vega Alta .....	9	3	—	214	199	187	184	218	202	15
Vega Baja .....	26	6	—	672	598	601	622	554	614	74
Vieques .....	3	D	D	b	D	D	D	D	D	D
Villalba .....	12	D	D	b	D	D	D	D	D	D
Yabucoa .....	8	5	—	146	134	131	143	126	131	12
Yauco .....	14	12	2	141	133	125	133	134	138	8

Table 1. Detailed Statistics for Establishments by Municipios: 1997—Con.

[Detail may not add to total because of rounding. For meaning of abbreviations and symbols, see introductory text. For explanation of terms, see Appendix A]

Geographic area	Hours worked by construction workers					Payroll			First-quarter payroll, all employees (\$1,000)
	Total (number)	January through March (number)	April through June (number)	July through September (number)	October through December (number)	All employees (\$1,000)	Construction workers (\$1,000)	Other employees (\$1,000)	
<b>Puerto Rico</b> .....	<b>84 033 332</b>	<b>19 164 207</b>	<b>21 589 286</b>	<b>21 627 682</b>	<b>21 652 157</b>	<b>697 211</b>	<b>579 619</b>	<b>117 592</b>	<b>156 778</b>
Adjuntas .....	111 654	27 374	28 763	28 445	27 072	632	531	101	196
Aguada .....	574 929	113 342	140 919	166 397	154 271	3 542	3 258	284	653
Aguadilla .....	474 476	117 767	119 908	119 041	117 760	5 194	1 987	3 207	1 109
Aguas Buenas .....	79 250	17 028	21 164	23 438	17 620	753	641	112	100
Aibonito .....	131 791	28 618	27 169	37 678	38 326	963	809	154	196
Añasco .....	427 657	96 020	116 756	113 532	101 349	2 833	2 481	352	656
Arecibo .....	427 442	113 407	77 432	116 952	119 651	4 050	3 346	704	782
Arroyo .....	37 660	9 810	12 856	7 805	7 189	248	194	54	80
Barceloneta .....	762 957	176 704	187 476	203 922	194 855	6 049	4 634	1 415	1 324
Barranquitas .....	D	D	D	D	D	D	D	D	D
Bayamón .....	3 204 493	713 518	770 359	810 212	910 404	24 607	19 604	5 003	5 542
Cabo Rojo .....	459 046	100 111	116 301	125 890	116 744	3 761	3 187	574	892
Caguas .....	1 643 360	381 063	432 301	440 607	389 389	13 457	11 080	2 377	3 264
Camuy .....	353 913	99 871	89 191	86 011	78 400	2 140	1 642	498	604
Canóvanas .....	127 170	24 851	32 042	27 874	42 843	733	616	117	134
Carolina .....	3 028 204	702 399	799 603	759 242	766 960	24 192	19 099	5 093	5 996
Cataño .....	401 467	87 975	105 739	103 137	104 616	5 554	4 727	827	1 224
Cayey .....	127 178	26 945	32 567	33 984	33 682	778	685	93	144
Ceiba .....	8 137	2 962	1 926	1 926	1 923	79	65	14	29
Ciales .....	135 555	33 127	37 947	29 634	34 847	705	674	31	171
Cidra .....	148 056	39 322	38 092	35 834	34 808	903	758	145	246
Coamo .....	306 639	74 944	83 378	74 910	73 407	2 402	1 916	486	615
Comerio .....	46 492	7 447	13 280	13 587	12 178	283	233	50	47
Corozal .....	129 390	33 097	33 482	29 693	33 118	722	666	56	195
Culebra .....	D	D	D	D	D	D	D	D	D
Dorado .....	436 498	94 360	109 406	111 116	121 616	2 975	2 745	230	646
Fajardo .....	599 571	116 196	156 469	183 890	143 016	4 439	3 769	670	823
Florida .....	D	D	D	D	D	D	D	D	D
Guánica .....	238 270	50 668	64 980	64 494	58 128	2 232	1 626	606	522
Guayama .....	273 014	64 923	73 690	65 972	68 429	1 600	1 296	304	366
Guayanilla .....	D	D	D	D	D	D	D	D	D
Guaynabo .....	12 988 966	2 928 606	3 418 437	3 264 112	3 377 811	131 001	110 900	20 101	30 881
Gurabo .....	368 157	89 482	100 965	87 006	90 704	3 009	2 769	240	704
Hatillo .....	327 724	83 729	82 570	80 133	81 292	2 592	2 144	448	589
Hormigueros .....	790 152	171 415	197 777	204 044	216 916	4 689	4 072	617	992
Humacao .....	496 684	109 404	137 559	129 708	120 013	4 299	3 850	449	941
Isabela .....	137 938	35 030	30 896	34 256	37 756	939	783	156	191
Jayuya .....	D	D	D	D	D	D	D	D	D
Juana Díaz .....	185 981	38 038	48 860	52 079	47 004	1 126	1 001	125	245
Juncos .....	571 481	144 333	146 252	136 743	144 153	2 854	2 515	339	816
Lajas .....	1 286 098	258 057	326 515	342 699	358 827	7 881	7 034	847	1 538
Lares .....	130 012	30 869	32 100	29 971	37 072	614	561	53	144
Las Marías .....	76 251	16 694	20 921	20 905	17 731	636	526	110	121
Las Piedras .....	1 673 091	415 019	426 919	417 455	413 698	10 791	9 863	928	2 669
Loíza .....	D	D	D	D	D	D	D	D	D
Luquillo .....	53 668	4 506	12 652	20 570	15 940	285	246	39	51
Manatí .....	423 837	107 145	105 656	101 105	109 931	2 595	2 146	449	608
Maricao .....	18 909	4 579	5 955	2 986	5 389	89	81	8	18
Maunabo .....	D	D	D	D	D	D	D	D	D
Mayagüez .....	3 455 791	742 454	887 783	940 391	885 163	25 567	21 577	3 990	5 553
Moca .....	641 750	157 136	167 605	156 175	160 834	3 966	3 023	943	899
Morovis .....	194 012	47 387	48 821	48 702	49 102	1 201	1 028	173	254
Naguabo .....	701 327	167 729	178 812	184 921	169 865	3 654	3 302	352	830
Naranjito .....	894 009	218 732	245 282	215 571	214 424	5 918	5 147	771	1 430
Orocovis .....	98 631	20 492	28 182	24 533	25 424	678	646	32	162
Patillas .....	105 694	24 005	26 663	27 084	27 942	799	712	87	176
Peñuelas .....	1 679 240	384 674	400 849	420 790	472 927	13 346	11 591	1 755	2 950
Ponce .....	5 666 688	1 447 311	1 493 809	1 379 023	1 346 545	43 334	35 740	7 594	10 379
Quebradillas .....	232 816	67 189	67 075	56 960	51 592	1 448	1 342	106	328
Rincón .....	26 271	3 483	9 129	9 226	4 433	243	167	76	39
Río Grande .....	43 853	9 743	10 262	12 195	11 653	470	370	100	117
Sabana Grande .....	130 193	30 694	34 701	32 682	32 116	993	836	157	199
Salinas .....	D	D	D	D	D	D	D	D	D
San Germán .....	636 237	124 065	161 329	174 674	176 169	4 455	3 811	644	1 053
San Juan .....	27 257 992	5 965 278	6 932 967	7 167 753	7 191 994	235 522	197 329	38 193	50 504
San Lorenzo .....	346 598	96 134	77 642	78 378	94 444	2 640	2 349	291	640
San Sebastián .....	298 651	69 906	78 164	74 313	76 268	1 857	1 613	244	479
Santa Isabel .....	418 066	89 815	97 541	107 004	123 706	2 564	2 496	68	531
Toa Alta .....	76 436	20 848	19 505	20 093	15 990	479	434	45	131
Toa Baja .....	1 676 882	417 545	423 388	433 704	402 245	14 351	10 853	3 498	3 278
Trujillo Alto .....	2 653 052	698 523	712 327	682 996	559 206	25 561	18 339	7 222	5 817
Utuado .....	21 464	3 208	5 743	5 750	6 763	142	116	26	20
Vega Alta .....	308 423	66 222	74 291	87 870	80 040	2 510	1 980	530	526
Vega Baja .....	837 465	188 507	219 651	204 308	224 999	6 172	5 205	967	1 258
Vieques .....	D	D	D	D	D	D	D	D	D
Villalba .....	D	D	D	D	D	D	D	D	D
Yabucoa .....	89 881	20 985	24 594	21 880	22 422	1 652	1 373	279	353
Yauco .....	231 182	49 975	60 738	60 684	59 785	1 529	1 399	130	263

**Table 1. Detailed Statistics for Establishments by Municipio: 1997—Con.**

[Detail may not add to total because of rounding. For meaning of abbreviations and symbols, see introductory text. For explanation of terms, see Appendix A]

Geographic area	Dollar value of business done			Value of construction work subcontracted in from others (\$1,000)	Net value of construction work# (\$1,000)	Value added++ (\$1,000)
	Total (\$1,000)	Value of construction work (\$1,000)	Other business and land receipts (\$1,000)			
<b>Puerto Rico .....</b>	<b>4 017 517</b>	<b>3 965 294</b>	<b>52 223</b>	<b>760 983</b>	<b>3 230 541</b>	<b>2 106 326</b>
Adjuntas .....	2 746	2 746	—	122	2 650	1 669
Aguada .....	D	21 161	D	2 685	15 751	D
Aguadilla .....	D	19 487	D	461	17 876	D
Aguas Buenas .....	D	3 925	D	1 798	3 488	D
Aibonito .....	4 974	4 974	—	710	3 865	2 204
Añasco .....	D	10 949	D	3 790	10 524	D
Arecibo .....	35 308	35 308	—	2 779	34 151	27 089
Arroyo .....	1 164	1 164	—	177	901	416
Barceloneta .....	D	20 298	D	4 350	18 466	D
Barranquitas .....	D	D	—	D	D	D
Bayamón .....	D	142 833	D	33 769	110 992	D
Cabo Rojo .....	D	14 130	D	168	11 739	D
Caguas .....	D	76 880	D	21 452	62 009	D
Camuy .....	9 325	9 325	—	1 200	7 990	3 891
Canóvanas .....	6 090	6 090	—	1 062	5 499	4 501
Carolina .....	129 316	128 708	608	35 403	93 287	53 586
Cataño .....	30 509	30 509	—	1 007	27 916	19 127
Cayey .....	4 177	4 177	—	1 155	3 613	2 229
Ceiba .....	593	593	—	67	589	407
Ciales .....	4 712	4 712	—	127	4 554	3 152
Cidra .....	4 228	4 228	—	1 014	3 669	2 134
Coamo .....	D	10 092	D	430	9 141	D
Comerio .....	D	1 672	D	75	1 530	D
Corozal .....	4 888	4 888	—	430	3 905	2 345
Culebra .....	D	D	—	D	D	D
Dorado .....	D	22 909	D	798	20 829	D
Fajardo .....	25 295	25 295	—	2 260	21 332	10 676
Florida .....	D	D	—	—	D	D
Guánica .....	7 247	7 247	—	251	6 313	1 490
Guayama .....	D	13 814	D	49	10 369	D
Guayanilla .....	D	D	—	—	D	D
Guaynabo .....	712 712	704 653	8 059	115 318	565 233	392 176
Gurabo .....	D	14 938	D	8 247	14 168	D
Hatillo .....	10 239	10 239	—	2 719	8 368	5 079
Hormigueros .....	D	18 427	D	5 216	16 713	D
Humacao .....	D	19 964	D	3 546	17 177	D
Isabela .....	5 308	5 308	—	1 355	4 683	2 922
Jayuya .....	D	D	D	D	D	D
Juana Díaz .....	D	10 276	D	963	9 475	D
Juncos .....	13 790	13 790	—	816	11 714	5 435
Lajas .....	32 006	32 006	—	884	22 078	14 042
Lares .....	D	2 317	D	89	2 108	D
Las Marías .....	3 557	3 557	—	1 983	3 144	1 829
Las Piedras .....	D	94 810	D	12 397	72 979	D
Loíza .....	D	D	—	D	D	D
Luquillo .....	D	1 920	D	—	1 391	D
Manatí .....	D	9 701	D	601	8 391	D
Maricao .....	562	562	—	192	436	243
Maunabo .....	D	D	—	—	D	D
Mayagüez .....	139 693	139 386	307	11 915	109 023	67 833
Moca .....	D	17 240	D	3 259	14 517	D
Morovis .....	10 497	10 497	—	140	9 981	8 622
Naguabo .....	22 265	22 265	—	11 253	20 011	12 017
Naranjito .....	D	32 114	D	1 282	29 370	D
Orocovis .....	4 147	4 147	—	657	4 000	3 124
Patillas .....	4 956	4 956	—	1 739	4 028	2 443
Peñuelas .....	D	26 236	D	1 126	22 364	D
Ponce .....	233 545	232 278	1 267	20 556	209 367	133 932
Quebradillas .....	8 098	8 098	—	1 615	6 923	3 676
Rincón .....	D	2 107	D	216	1 247	D
Río Grande .....	D	2 545	D	1 490	2 195	D
Sabana Grande .....	5 375	5 375	—	2 773	4 450	2 482
Salinas .....	D	D	—	—	D	D
San Germán .....	15 342	15 342	—	7 130	13 312	8 433
San Juan .....	1 520 770	1 497 328	23 442	369 630	1 198 451	807 288
San Lorenzo .....	15 147	15 147	—	1 419	13 695	7 349
San Sebastián .....	D	9 660	D	4 157	8 400	D
Santa Isabel .....	D	14 677	D	739	13 003	D
Toa Alta .....	2 462	2 462	—	146	2 122	1 197
Toa Baja .....	D	95 313	D	21 512	77 798	D
Trujillo Alto .....	D	128 964	D	10 017	106 650	D
Utua .....	550	550	—	—	491	274
Vega Alta .....	D	12 213	D	1 659	10 088	D
Vega Baja .....	D	31 747	D	5 530	22 631	D
Vieques .....	D	D	D	—	D	D
Villalba .....	D	D	D	D	D	D
Yabucoa .....	8 847	8 847	—	750	7 163	3 657
Yauco .....	10 814	10 814	—	61	8 879	6 212

**Table 1. Detailed Statistics for Establishments by Municipios: 1997—Con.**

[Detail may not add to total because of rounding. For meaning of abbreviations and symbols, see introductory text. For explanation of terms, see Appendix A]

Geographic area	Payments for materials and services used							
	Total (\$1,000)	Materials, components, and supplies (\$1,000)	Construction work subcontracted to others (\$1,000)	Rental of machinery, equipment, and structures (\$1,000)	Communication and repairs to machinery, equipment, buildings, and other structures (\$1,000)	Electricity (\$1,000)	Gasoline, diesel fuel, and gasohol (\$1,000)	Other fuels for heat or power such as natural gas, and lubricants, oils, and greases (\$1,000)
<b>Puerto Rico.....</b>	<b>2 033 978</b>	<b>1 082 899</b>	<b>734 753</b>	<b>90 261</b>	<b>33 209</b>	<b>30 790</b>	<b>58 159</b>	<b>3 907</b>
Adjuntas.....	1 109	895	96	6	26	53	33	—
Aguada.....	13 372	6 766	5 410	418	208	295	197	78
Aguadilla.....	5 487	3 398	1 611	121	50	125	180	2
Aguas Buenas.....	2 088	1 078	437	183	143	102	134	11
Aibonito.....	2 979	1 572	1 109	186	23	30	59	—
Añasco.....	4 011	2 743	425	221	178	47	183	214
Arecibo.....	8 307	6 745	1 157	71	17	155	162	—
Arroyo.....	753	453	263	4	1	17	15	—
Barceloneta.....	9 102	6 494	1 832	247	163	96	269	1
Barranquitas.....	D	D	D	D	D	D	D	D
Bayamón.....	78 548	40 472	31 841	2 640	518	1 049	1 909	119
Cabo Rojo.....	6 396	3 488	2 391	72	188	63	193	1
Caguas.....	43 225	24 072	14 871	889	617	861	1 796	119
Camuy.....	5 561	3 864	1 335	76	51	64	163	8
Canóvanas.....	1 724	849	591	9	126	48	101	—
Carolina.....	79 640	38 509	35 421	2 031	1 881	792	919	87
Cataño.....	11 820	8 108	2 593	200	244	221	454	—
Cayey.....	2 031	1 226	564	76	12	73	80	—
Ceiba.....	1 190	174	4	—	4	3	5	—
Ciales.....	1 713	1 318	158	79	74	17	67	—
Cidra.....	2 182	1 409	559	77	11	43	82	1
Coamo.....	6 153	4 910	951	89	18	65	119	1
Comerio.....	954	692	142	47	19	19	35	—
Corozal.....	2 659	1 441	983	83	33	50	65	4
Culebra.....	D	D	D	—	—	D	D	—
Dorado.....	9 001	6 161	2 080	147	12	203	398	—
Fajardo.....	15 107	10 372	3 963	387	115	88	171	11
Florida.....	D	D	D	—	—	D	D	—
Guánica.....	5 815	4 426	934	26	32	254	143	—
Guayama.....	6 669	2 431	3 445	116	268	56	197	156
Guayanilla.....	D	D	—	D	—	D	D	—
Guaynabo.....	356 305	166 845	139 420	33 866	1 960	4 898	9 268	48
Gurabo.....	8 912	6 234	770	1 219	294	58	284	53
Hatillo.....	5 303	2 952	1 871	98	45	127	199	11
Hormigueros.....	7 303	4 278	1 714	201	102	845	163	—
Humacao.....	10 835	7 147	2 787	297	32	260	311	1
Isabela.....	2 471	1 619	625	42	43	68	72	2
Jayuya.....	D	D	D	D	D	D	D	D
Juana Díaz.....	3 185	2 107	801	75	36	57	100	9
Juncos.....	8 793	5 917	2 076	311	127	240	120	2
Lajas.....	18 371	7 708	9 928	251	156	190	138	—
Lares.....	1 325	1 006	209	23	26	33	27	1
Las Marías.....	1 743	1 198	413	15	—	53	64	—
Las Piedras.....	69 798	27 855	21 831	16 099	3 001	234	728	50
Loíza.....	D	D	D	D	D	D	D	—
Luquillo.....	1 082	485	529	17	10	7	34	—
Manatí.....	4 955	3 056	1 310	156	22	78	329	4
Maricao.....	359	155	126	17	23	9	20	9
Maunabo.....	D	D	D	—	—	D	—	—
Mayagüez.....	76 340	35 045	30 363	1 504	2 976	998	3 862	1 592
Moca.....	7 754	3 957	2 723	134	56	450	431	3
Morovis.....	1 981	1 199	516	89	28	84	64	1
Naguabo.....	10 480	7 555	2 254	108	124	140	280	19
Naranjito.....	14 121	9 770	2 744	469	162	238	714	24
Orocovis.....	1 221	753	147	166	32	25	98	—
Patillas.....	2 588	1 469	928	74	1	77	39	—
Peñuelas.....	11 574	6 848	3 872	234	248	108	257	7
Ponce.....	104 842	73 453	22 911	3 432	1 808	1 139	2 017	82
Quebradillas.....	4 449	3 098	1 175	22	5	58	89	2
Rincón.....	1 649	601	860	57	93	13	25	—
Río Grande.....	1 143	697	350	29	18	15	34	—
Sabana Grande.....	2 937	1 825	925	43	1	51	92	—
Salinas.....	D	D	D	—	—	D	D	—
San Germán.....	7 431	4 516	2 030	221	301	183	180	—
San Juan.....	739 755	378 485	298 877	15 149	11 183	11 582	23 553	926
San Lorenzo.....	8 379	6 059	1 452	189	392	64	192	31
San Sebastián.....	4 690	2 951	1 260	73	19	132	245	10
Santa Isabel.....	8 525	5 743	1 674	435	2	308	257	106
Toa Alta.....	1 296	853	340	9	22	33	36	3
Toa Baja.....	59 003	34 675	17 515	476	2 650	1 129	2 532	26
Trujillo Alto.....	75 160	46 824	22 314	3 893	426	632	1 063	8
Utua.....	293	193	59	1	16	5	19	—
Vega Alta.....	6 880	3 572	2 125	529	306	35	313	—
Vega Baja.....	19 680	8 492	9 116	992	267	554	251	8
Vieques.....	D	D	D	—	—	D	D	D
Villalba.....	D	D	D	D	D	D	D	—
Yabucoa.....	5 245	3 414	1 684	17	38	18	74	—
Yauco.....	4 609	2 340	1 935	35	41	123	135	—



**Table 2. Assets, Capital Expenditures, and Depreciation for Establishments by Municipio: 1997**

[Thousand dollars. Detail may not add to total because of rounding. For meaning of abbreviations and symbols, see introductory text. For explanation of terms, see Appendix A]

Geographic area	Structures, additions, and related facilities					
	End-of-year gross book value of depreciable assets					Depreciation charges during year
	Total	Beginning-of-year gross book value of depreciable assets	Capital expenditures		Retirement and disposition of depreciable assets	
			New structures and related facilities	Used structures and related facilities		
<b>Puerto Rico</b> .....	<b>195 976</b>	<b>190 898</b>	<b>7 028</b>	<b>880</b>	<b>2 830</b>	<b>57 451</b>
Adjuntas .....	53	53	—	—	—	5
Aguada .....	827	794	33	—	—	211
Aguadilla .....	525	524	—	1	—	171
Aguas Buenas .....	107	107	—	—	—	65
Aibonito .....	254	254	—	—	—	57
Añasco .....	982	981	1	—	—	383
Arecibo .....	688	682	7	—	1	234
Arroyo .....	64	64	1	—	1	21
Barceloneta .....	1 424	1 286	138	—	—	365
Barranquitas .....	D	D	D	—	D	D
Bayamón .....	7 173	5 433	1 698	60	18	1 986
Cabo Rojo .....	355	350	5	—	—	121
Caguas .....	2 836	2 949	75	10	198	899
Camuy .....	358	358	—	—	—	98
Canóvanas .....	178	178	—	—	—	62
Carolina .....	7 021	8 885	295	24	2 183	1 896
Cataño .....	461	461	—	—	—	203
Cayey .....	455	453	2	—	—	279
Ceiba .....	4	4	—	—	—	4
Ciales .....	543	543	—	—	—	114
Cidra .....	237	237	—	—	—	63
Coamo .....	220	220	—	—	—	137
Comerio .....	33	33	—	—	—	35
Corozal .....	652	652	—	—	—	156
Culebra .....	D	D	—	—	—	D
Dorado .....	543	533	—	10	—	436
Fajardo .....	347	347	—	—	—	100
Florida .....	D	D	—	—	—	D
Guánica .....	346	339	12	—	5	178
Guayama .....	596	495	1	100	—	125
Guayanilla .....	D	D	—	—	—	D
Guaynabo .....	29 337	28 958	359	41	21	5 058
Gurabo .....	789	789	—	—	—	32
Hatillo .....	918	918	—	—	—	221
Hormigueros .....	587	587	1	—	1	97
Humacao .....	1 680	1 665	—	15	—	425
Isabela .....	922	922	—	—	—	142
Jayuya .....	D	D	D	—	—	D
Juana Díaz .....	1 651	1 651	—	—	—	452
Juncos .....	930	866	79	—	15	203
Lajas .....	317	317	—	—	—	86
Lares .....	2 048	1 927	121	—	—	87
Las Marías .....	188	186	2	—	—	83
Las Piedras .....	2 043	1 993	50	—	—	518
Loíza .....	D	D	—	—	—	D
Luquillo .....	181	181	—	—	—	51
Manatí .....	1 771	1 736	35	—	—	416
Maricao .....	11	11	—	—	—	3
Maunabo .....	D	D	—	—	—	D
Mayagüez .....	4 690	4 391	81	225	7	1 597
Moca .....	1 390	1 386	4	—	—	208
Morovis .....	50	50	—	—	—	16
Naguabo .....	5 011	3 530	1 512	10	41	528
Naranjito .....	1 534	1 409	74	51	—	364
Orocovis .....	134	133	1	—	—	69
Patillas .....	756	756	—	—	—	177
Peñuelas .....	1 020	970	55	—	5	114
Ponce .....	4 750	4 347	273	136	6	1 859
Quebradillas .....	534	534	—	—	—	94
Rincón .....	74	74	—	—	—	8
Río Grande .....	131	131	—	—	—	59
Sabana Grande .....	917	917	—	—	—	252
Salinas .....	D	D	—	—	—	D
San Germán .....	236	236	—	—	—	4 520
San Juan .....	88 741	87 470	1 394	188	311	24 468
San Lorenzo .....	697	631	59	7	—	111
San Sebastián .....	453	452	1	—	—	180
Santa Isabel .....	835	764	71	—	—	120
Toa Alta .....	199	199	—	—	—	51
Toa Baja .....	3 586	3 518	68	—	—	1 072
Trujillo Alto .....	4 814	4 810	4	—	—	754
Utua .....	15	15	—	—	—	4
Vega Alta .....	310	310	—	—	—	92
Vega Baja .....	954	821	147	2	16	183
Vieques .....	D	D	—	—	—	D
Villalba .....	D	D	—	—	—	D
Yabucoa .....	177	177	—	—	—	42
Yauco .....	643	643	—	—	—	276

**Table 2. Assets, Capital Expenditures, and Depreciation for Establishments by Municipio: 1997—Con.**

[Thousand dollars. Detail may not add to total because of rounding. For meaning of abbreviations and symbols, see introductory text. For explanation of terms, see Appendix A]

Geographic area	Machinery and equipment						
	End-of-year gross book value of depreciable assets						Depreciation charges during year
	Total	Beginning-of-year gross book value of depreciable assets	Capital expenditures			Retirement and disposition of depreciable assets	
			New automobiles and trucks, intended primarily for highway use	New machinery and job-site vehicles	Used machinery and equipment, including automobiles and trucks		
<b>Puerto Rico</b> .....	<b>585 494</b>	<b>398 294</b>	<b>52 932</b>	<b>126 121</b>	<b>17 281</b>	<b>9 134</b>	<b>78 895</b>
Adjuntas .....	1 001	987	7	—	9	2	128
Aguada .....	2 079	1 602	212	268	4	7	191
Aguadilla .....	1 919	1 202	714	2	2	1	331
Aguas Buenas .....	483	386	85	5	16	9	82
Aibonito .....	431	330	255	—	—	154	108
Añasco .....	1 885	1 600	153	132	—	—	310
Arecibo .....	1 075	833	219	1	24	2	205
Arroyo .....	79	58	21	—	—	—	12
Barceloneta .....	1 890	1 688	124	104	—	26	407
Barranquitas .....	D	D	D	D	—	—	D
Bayamón .....	21 243	16 786	1 332	3 020	165	60	4 260
Cabo Rojo .....	3 501	742	922	981	856	—	220
Caguas .....	9 219	7 795	816	571	88	51	1 481
Camuy .....	1 253	1 109	118	23	3	—	264
Canóvanas .....	1 039	883	53	103	—	—	154
Carolina .....	118 822	21 154	908	96 915	114	269	5 344
Cataño .....	1 070	498	542	—	30	—	278
Cayey .....	455	385	31	39	—	—	100
Ceiba .....	9	9	—	—	—	—	2
Ciales .....	1 258	1 158	28	124	6	58	221
Cidra .....	390	316	74	—	—	—	130
Coamo .....	1 928	1 304	57	406	172	11	245
Comerio .....	380	362	18	—	—	—	52
Corozal .....	734	431	181	—	158	36	124
Culebra .....	D	D	D	—	—	—	D
Dorado .....	2 040	1 786	216	28	10	—	233
Fajardo .....	1 203	938	253	1	11	—	171
Florida .....	D	D	D	D	—	—	D
Guánica .....	954	802	168	—	—	16	98
Guayama .....	4 098	3 592	427	36	50	7	368
Guayanilla .....	D	D	D	—	—	—	D
Guaynabo .....	84 041	71 939	5 134	6 431	1 926	1 389	11 803
Gurabo .....	3 555	968	371	1 977	261	22	321
Hatillo .....	1 510	1 112	287	111	—	—	224
Hormigueros .....	3 221	2 834	283	99	163	158	1 994
Humacao .....	1 731	1 266	284	42	167	28	338
Isabela .....	1 221	1 098	123	—	—	—	175
Jayuya .....	D	D	D	D	D	D	D
Juana Díaz .....	1 665	1 392	186	53	34	—	306
Juncos .....	1 072	804	103	43	123	1	123
Lajas .....	3 286	3 097	150	57	2	20	419
Lares .....	3 714	3 371	340	3	—	—	89
Las Marías .....	477	372	67	31	7	—	79
Las Piedras .....	1 649	1 368	281	—	—	—	300
Loíza .....	D	D	D	—	—	—	D
Luquillo .....	234	159	43	—	32	—	41
Manatí .....	1 584	1 148	427	9	—	—	207
Maricao .....	347	160	52	3	137	5	21
Maunabo .....	D	D	—	—	—	—	D
Mayagüez .....	14 871	11 489	2 054	581	926	179	5 063
Moca .....	3 799	3 046	194	32	546	19	310
Morovis .....	1 675	1 187	28	341	119	—	251
Naguabo .....	3 365	2 089	1 228	36	12	—	370
Naranjito .....	5 364	4 553	441	386	28	44	767
Orocovis .....	453	422	18	13	2	2	83
Patillas .....	605	391	214	—	—	—	113
Peñuelas .....	2 910	2 354	311	221	33	9	101
Ponce .....	25 468	22 353	1 655	1 246	539	325	4 095
Quebradillas .....	1 556	1 486	68	2	—	—	308
Rincón .....	221	157	27	12	25	—	31
Río Grande .....	465	423	29	13	—	—	80
Sabana Grande .....	611	498	113	—	—	—	133
Salinas .....	D	D	D	—	—	—	D
San Germán .....	2 962	2 719	65	170	8	—	366
San Juan .....	172 943	136 328	26 198	7 613	7 048	4 244	26 839
San Lorenzo .....	3 467	2 306	5	1 152	15	11	525
San Sebastián .....	1 480	1 244	201	28	7	—	181
Santa Isabel .....	4 866	3 425	3	1 442	—	4	644
Toa Alta .....	626	376	55	—	195	—	56
Toa Baja .....	14 764	13 113	1 563	126	107	145	1 635
Trujillo Alto .....	14 964	13 877	591	535	270	309	2 638
Utuado .....	370	309	7	54	—	—	40
Vega Alta .....	2 888	2 497	313	17	84	23	327
Vega Baja .....	4 083	3 454	283	98	396	148	385
Vieques .....	D	D	D	D	D	D	D
Villalba .....	D	D	D	D	D	D	D
Yabucoa .....	771	463	84	5	219	—	159
Yauco .....	1 176	1 055	118	3	1	1	261

**Table 3. Selected Statistics for Establishments by Municipios and Employment Size: 1997**

[Detail may not add to total because of rounding. For meaning of abbreviations and symbols, see introductory text. For explanation of terms, see Appendix A]

Employment size of establishment and geographic area	Establishments (number)	All employees+ (number)	Annual payroll, all employees (\$1,000)	Dollar value of business done (\$1,000)	Value of construction work (\$1,000)	Net value of construction work# (\$1,000)
<b>PUERTO RICO</b>						
<b>Total</b> .....	<b>1 957</b>	<b>57 123</b>	<b>697 211</b>	<b>4 017 517</b>	<b>3 965 294</b>	<b>3 230 541</b>
Establishments with an average of—						
1 to 4 employees .....	649	1 616	16 330	154 329	153 166	127 846
5 to 9 employees .....	420	2 829	28 453	217 125	216 394	167 823
10 to 19 employees .....	313	4 346	45 156	286 437	284 631	239 929
20 to 49 employees .....	300	9 063	101 423	608 492	598 451	498 561
50 to 99 employees .....	150	10 444	121 978	695 367	685 739	555 448
100 employees or more .....	125	28 825	383 871	2 055 767	2 026 913	1 640 934
<b>Adjuntas</b>						
<b>Total</b> .....	<b>5</b>	<b>88</b>	<b>632</b>	<b>2 746</b>	<b>2 746</b>	<b>2 650</b>
Establishments with an average of—						
1 to 4 employees .....	1	a	D	D	D	D
5 to 9 employees .....	1	a	D	D	D	D
10 to 19 employees .....	2	b	D	D	D	D
20 to 49 employees .....	—	—	—	—	—	—
50 to 99 employees .....	1	b	D	D	D	D
100 employees or more .....	—	—	—	—	—	—
<b>Aguada</b>						
<b>Total</b> .....	<b>29</b>	<b>426</b>	<b>3 542</b>	<b>D</b>	<b>21 161</b>	<b>15 751</b>
Establishments with an average of—						
1 to 4 employees .....	16	b	D	D	D	D
5 to 9 employees .....	7	46	347	2 060	2 060	1 760
10 to 19 employees .....	1	a	D	D	D	D
20 to 49 employees .....	2	b	D	D	D	D
50 to 99 employees .....	2	c	D	D	D	D
100 employees or more .....	1	c	D	D	D	D
<b>Aguadilla</b>						
<b>Total</b> .....	<b>21</b>	<b>289</b>	<b>5 194</b>	<b>D</b>	<b>19 487</b>	<b>17 876</b>
Establishments with an average of—						
1 to 4 employees .....	12	b	D	D	D	D
5 to 9 employees .....	6	40	270	D	1 396	1 275
10 to 19 employees .....	1	a	D	D	D	D
20 to 49 employees .....	—	—	—	—	—	—
50 to 99 employees .....	1	b	D	D	D	D
100 employees or more .....	1	c	D	D	D	D
<b>Aguas Buenas</b>						
<b>Total</b> .....	<b>7</b>	<b>56</b>	<b>753</b>	<b>D</b>	<b>3 925</b>	<b>3 488</b>
Establishments with an average of—						
1 to 4 employees .....	3	a	D	D	D	D
5 to 9 employees .....	3	b	D	D	D	D
10 to 19 employees .....	—	—	—	—	—	—
20 to 49 employees .....	1	b	D	D	D	D
50 to 99 employees .....	—	—	—	—	—	—
100 employees or more .....	—	—	—	—	—	—
<b>Aibonito</b>						
<b>Total</b> .....	<b>8</b>	<b>102</b>	<b>963</b>	<b>4 974</b>	<b>4 974</b>	<b>3 865</b>
Establishments with an average of—						
1 to 4 employees .....	2	a	D	D	D	D
5 to 9 employees .....	4	24	185	979	979	812
10 to 19 employees .....	1	a	D	D	D	D
20 to 49 employees .....	—	—	—	—	—	—
50 to 99 employees .....	1	b	D	D	D	D
100 employees or more .....	—	—	—	—	—	—
<b>Añasco</b>						
<b>Total</b> .....	<b>14</b>	<b>280</b>	<b>2 833</b>	<b>D</b>	<b>10 949</b>	<b>10 524</b>
Establishments with an average of—						
1 to 4 employees .....	4	a	D	D	D	D
5 to 9 employees .....	2	a	D	D	D	D
10 to 19 employees .....	3	b	D	D	D	D
20 to 49 employees .....	4	117	1 150	3 244	3 244	3 210
50 to 99 employees .....	1	b	D	D	D	D
100 employees or more .....	—	—	—	—	—	—
<b>Arecibo</b>						
<b>Total</b> .....	<b>28</b>	<b>303</b>	<b>4 050</b>	<b>35 308</b>	<b>35 308</b>	<b>34 151</b>
Establishments with an average of—						
1 to 4 employees .....	13	b	D	D	D	D
5 to 9 employees .....	7	b	D	D	D	D
10 to 19 employees .....	5	b	D	D	D	D
20 to 49 employees .....	2	b	D	D	D	D
50 to 99 employees .....	—	—	—	—	—	—
100 employees or more .....	1	c	D	D	D	D

**Table 3. Selected Statistics for Establishments by Municipios and Employment Size: 1997—Con.**

[Detail may not add to total because of rounding. For meaning of abbreviations and symbols, see introductory text. For explanation of terms, see Appendix A]

Employment size of establishment and geographic area	Establishments (number)	All employees+ (number)	Annual payroll, all employees (\$1,000)	Dollar value of business done (\$1,000)	Value of construction work (\$1,000)	Net value of construction work# (\$1,000)
<b>Arroyo</b>						
<b>Total</b> .....	<b>5</b>	<b>41</b>	<b>248</b>	<b>1 164</b>	<b>1 164</b>	<b>901</b>
Establishments with an average of—						
1 to 4 employees .....	1	a	D	D	D	D
5 to 9 employees .....	3	a	D	D	D	D
10 to 19 employees .....	—	—	—	—	—	—
20 to 49 employees .....	1	b	D	D	D	D
50 to 99 employees .....	—	—	—	—	—	—
100 employees or more .....	—	—	—	—	—	—
<b>Barceloneta</b>						
<b>Total</b> .....	<b>16</b>	<b>498</b>	<b>6 049</b>	<b>D</b>	<b>20 298</b>	<b>18 466</b>
Establishments with an average of—						
1 to 4 employees .....	2	a	D	D	D	D
5 to 9 employees .....	—	—	—	—	—	—
10 to 19 employees .....	6	81	899	3 827	3 827	3 622
20 to 49 employees .....	5	146	2 056	6 169	6 169	5 004
50 to 99 employees .....	2	c	D	D	D	D
100 employees or more .....	1	c	D	D	D	D
<b>Barranquitas</b>						
<b>Total</b> .....	<b>27</b>	<b>e</b>	<b>D</b>	<b>D</b>	<b>D</b>	<b>D</b>
Establishments with an average of—						
1 to 4 employees .....	19	57	379	2 643	2 643	2 288
5 to 9 employees .....	4	b	D	D	D	D
10 to 19 employees .....	1	a	D	D	D	D
20 to 49 employees .....	2	b	D	D	D	D
50 to 99 employees .....	—	—	—	—	—	—
100 employees or more .....	1	c	D	D	D	D
<b>Bayamón</b>						
<b>Total</b> .....	<b>127</b>	<b>2 290</b>	<b>24 607</b>	<b>D</b>	<b>142 833</b>	<b>110 992</b>
Establishments with an average of—						
1 to 4 employees .....	49	c	D	D	D	D
5 to 9 employees .....	34	c	D	D	D	D
10 to 19 employees .....	21	297	3 679	D	20 088	17 412
20 to 49 employees .....	11	365	3 646	D	20 635	17 143
50 to 99 employees .....	7	485	6 977	D	53 426	36 115
100 employees or more .....	5	783	7 099	D	24 601	18 670
<b>Cabo Rojo</b>						
<b>Total</b> .....	<b>17</b>	<b>286</b>	<b>3 761</b>	<b>D</b>	<b>14 130</b>	<b>11 739</b>
Establishments with an average of—						
1 to 4 employees .....	8	21	204	1 362	1 362	1 085
5 to 9 employees .....	3	a	D	D	D	D
10 to 19 employees .....	4	b	D	D	D	D
20 to 49 employees .....	—	—	—	—	—	—
50 to 99 employees .....	1	b	D	D	D	D
100 employees or more .....	1	c	D	D	D	D
<b>Caguas</b>						
<b>Total</b> .....	<b>76</b>	<b>1 297</b>	<b>13 457</b>	<b>D</b>	<b>76 880</b>	<b>62 009</b>
Establishments with an average of—						
1 to 4 employees .....	32	b	D	D	D	D
5 to 9 employees .....	12	80	979	D	6 238	4 700
10 to 19 employees .....	14	c	D	D	D	D
20 to 49 employees .....	10	e	D	D	D	D
50 to 99 employees .....	7	e	D	D	D	D
100 employees or more .....	1	c	D	D	D	D
<b>Camuy</b>						
<b>Total</b> .....	<b>16</b>	<b>296</b>	<b>2 140</b>	<b>9 325</b>	<b>9 325</b>	<b>7 990</b>
Establishments with an average of—						
1 to 4 employees .....	7	a	D	D	D	D
5 to 9 employees .....	4	b	D	D	D	D
10 to 19 employees .....	1	a	D	D	D	D
20 to 49 employees .....	2	b	D	D	D	D
50 to 99 employees .....	1	b	D	D	D	D
100 employees or more .....	1	c	D	D	D	D
<b>Canóvanas</b>						
<b>Total</b> .....	<b>9</b>	<b>80</b>	<b>733</b>	<b>6 090</b>	<b>6 090</b>	<b>5 499</b>
Establishments with an average of—						
1 to 4 employees .....	4	9	64	1 095	1 095	721
5 to 9 employees .....	2	a	D	D	D	D
10 to 19 employees .....	1	a	D	D	D	D
20 to 49 employees .....	2	b	D	D	D	D
50 to 99 employees .....	—	—	—	—	—	—
100 employees or more .....	—	—	—	—	—	—

**Table 3. Selected Statistics for Establishments by Municipios and Employment Size: 1997—Con.**

[Detail may not add to total because of rounding. For meaning of abbreviations and symbols, see introductory text. For explanation of terms, see Appendix A]

Employment size of establishment and geographic area	Establishments (number)	All employees+ (number)	Annual payroll, all employees (\$1,000)	Dollar value of business done (\$1,000)	Value of construction work (\$1,000)	Net value of construction work# (\$1,000)
<b>Carolina</b>						
<b>Total</b> .....	<b>96</b>	<b>2 042</b>	<b>24 192</b>	<b>129 316</b>	<b>128 708</b>	<b>93 287</b>
Establishments with an average of—						
1 to 4 employees .....	31	66	756	12 088	12 088	7 961
5 to 9 employees .....	27	192	2 169	D	12 139	9 669
10 to 19 employees .....	17	239	2 673	D	15 530	14 174
20 to 49 employees .....	10	266	2 815	D	10 378	8 049
50 to 99 employees .....	7	485	4 526	D	27 307	17 312
100 employees or more .....	4	794	11 253	51 266	51 266	36 122
<b>Cataño</b>						
<b>Total</b> .....	<b>14</b>	<b>412</b>	<b>5 554</b>	<b>30 509</b>	<b>30 509</b>	<b>27 916</b>
Establishments with an average of—						
1 to 4 employees .....	4	16	101	672	672	593
5 to 9 employees .....	2	a	D	D	D	D
10 to 19 employees .....	4	b	D	D	D	D
20 to 49 employees .....	2	b	D	D	D	D
50 to 99 employees .....	—	—	—	—	—	—
100 employees or more .....	2	e	D	D	D	D
<b>Cayey</b>						
<b>Total</b> .....	<b>15</b>	<b>85</b>	<b>778</b>	<b>4 177</b>	<b>4 177</b>	<b>3 613</b>
Establishments with an average of—						
1 to 4 employees .....	10	b	D	D	D	D
5 to 9 employees .....	1	a	D	D	D	D
10 to 19 employees .....	3	38	349	1 445	1 445	1 331
20 to 49 employees .....	1	b	D	D	D	D
50 to 99 employees .....	—	—	—	—	—	—
100 employees or more .....	—	—	—	—	—	—
<b>Ceiba</b>						
<b>Total</b> .....	<b>3</b>	<b>7</b>	<b>79</b>	<b>593</b>	<b>593</b>	<b>589</b>
Establishments with an average of—						
1 to 4 employees .....	3	7	79	593	593	589
5 to 9 employees .....	—	—	—	—	—	—
10 to 19 employees .....	—	—	—	—	—	—
20 to 49 employees .....	—	—	—	—	—	—
50 to 99 employees .....	—	—	—	—	—	—
100 employees or more .....	—	—	—	—	—	—
<b>Ciales</b>						
<b>Total</b> .....	<b>10</b>	<b>86</b>	<b>705</b>	<b>4 712</b>	<b>4 712</b>	<b>4 554</b>
Establishments with an average of—						
1 to 4 employees .....	3	7	50	408	408	398
5 to 9 employees .....	4	26	184	1 076	1 076	1 024
10 to 19 employees .....	1	a	D	D	D	D
20 to 49 employees .....	2	b	D	D	D	D
50 to 99 employees .....	—	—	—	—	—	—
100 employees or more .....	—	—	—	—	—	—
<b>Cidra</b>						
<b>Total</b> .....	<b>15</b>	<b>119</b>	<b>903</b>	<b>4 228</b>	<b>4 228</b>	<b>3 669</b>
Establishments with an average of—						
1 to 4 employees .....	7	b	D	D	D	D
5 to 9 employees .....	3	16	115	780	780	560
10 to 19 employees .....	4	54	425	1 957	1 957	1 837
20 to 49 employees .....	1	b	D	D	D	D
50 to 99 employees .....	—	—	—	—	—	—
100 employees or more .....	—	—	—	—	—	—
<b>Coamo</b>						
<b>Total</b> .....	<b>14</b>	<b>248</b>	<b>2 402</b>	<b>D</b>	<b>10 092</b>	<b>9 141</b>
Establishments with an average of—						
1 to 4 employees .....	5	a	D	D	D	D
5 to 9 employees .....	3	18	156	1 394	1 394	942
10 to 19 employees .....	2	b	D	D	D	D
20 to 49 employees .....	3	98	866	3 839	3 839	3 446
50 to 99 employees .....	1	b	D	D	D	D
100 employees or more .....	—	—	—	—	—	—
<b>Comerio</b>						
<b>Total</b> .....	<b>5</b>	<b>31</b>	<b>283</b>	<b>D</b>	<b>1 672</b>	<b>1 530</b>
Establishments with an average of—						
1 to 4 employees .....	3	a	D	D	D	D
5 to 9 employees .....	1	a	D	D	D	D
10 to 19 employees .....	1	a	D	D	D	D
20 to 49 employees .....	—	—	—	—	—	—
50 to 99 employees .....	—	—	—	—	—	—
100 employees or more .....	—	—	—	—	—	—

**Table 3. Selected Statistics for Establishments by Municipios and Employment Size: 1997—Con.**

[Detail may not add to total because of rounding. For meaning of abbreviations and symbols, see introductory text. For explanation of terms, see Appendix A]

Employment size of establishment and geographic area	Establishments (number)	All employees+ (number)	Annual payroll, all employees (\$1,000)	Dollar value of business done (\$1,000)	Value of construction work (\$1,000)	Net value of construction work# (\$1,000)
<b>Corozal</b>						
<b>Total</b> .....	<b>14</b>	<b>79</b>	<b>722</b>	<b>4 888</b>	<b>4 888</b>	<b>3 905</b>
Establishments with an average of—						
1 to 4 employees .....	8	a	D	D	D	D
5 to 9 employees .....	4	b	D	D	D	D
10 to 19 employees .....	1	a	D	D	D	D
20 to 49 employees .....	1	b	D	D	D	D
50 to 99 employees .....	—	—	—	—	—	—
100 employees or more .....	—	—	—	—	—	—
<b>Culebra</b>						
<b>Total</b> .....	<b>1</b>	<b>a</b>	<b>D</b>	<b>D</b>	<b>D</b>	<b>D</b>
Establishments with an average of—						
1 to 4 employees .....	—	—	—	—	—	—
5 to 9 employees .....	1	a	D	D	D	D
10 to 19 employees .....	—	—	—	—	—	—
20 to 49 employees .....	—	—	—	—	—	—
50 to 99 employees .....	—	—	—	—	—	—
100 employees or more .....	—	—	—	—	—	—
<b>Dorado</b>						
<b>Total</b> .....	<b>12</b>	<b>245</b>	<b>2 975</b>	<b>D</b>	<b>22 909</b>	<b>20 829</b>
Establishments with an average of—						
1 to 4 employees .....	7	a	D	D	D	D
5 to 9 employees .....	2	a	D	D	D	D
10 to 19 employees .....	1	a	D	D	D	D
20 to 49 employees .....	—	—	—	—	—	—
50 to 99 employees .....	1	b	D	D	D	D
100 employees or more .....	1	c	D	D	D	D
<b>Fajardo</b>						
<b>Total</b> .....	<b>14</b>	<b>369</b>	<b>4 439</b>	<b>25 295</b>	<b>25 295</b>	<b>21 332</b>
Establishments with an average of—						
1 to 4 employees .....	4	10	144	1 425	1 425	1 392
5 to 9 employees .....	1	a	D	D	D	D
10 to 19 employees .....	2	b	D	D	D	D
20 to 49 employees .....	4	108	1 263	6 997	6 997	6 083
50 to 99 employees .....	2	c	D	D	D	D
100 employees or more .....	1	c	D	D	D	D
<b>Florida</b>						
<b>Total</b> .....	<b>3</b>	<b>b</b>	<b>D</b>	<b>D</b>	<b>D</b>	<b>D</b>
Establishments with an average of—						
1 to 4 employees .....	1	a	D	D	D	D
5 to 9 employees .....	1	a	D	D	D	D
10 to 19 employees .....	—	—	—	—	—	—
20 to 49 employees .....	—	—	—	—	—	—
50 to 99 employees .....	1	b	D	D	D	D
100 employees or more .....	—	—	—	—	—	—
<b>Guánica</b>						
<b>Total</b> .....	<b>7</b>	<b>171</b>	<b>2 232</b>	<b>7 247</b>	<b>7 247</b>	<b>6 313</b>
Establishments with an average of—						
1 to 4 employees .....	2	a	D	D	D	D
5 to 9 employees .....	2	a	D	D	D	D
10 to 19 employees .....	1	a	D	D	D	D
20 to 49 employees .....	—	—	—	—	—	—
50 to 99 employees .....	2	c	D	D	D	D
100 employees or more .....	—	—	—	—	—	—
<b>Guayama</b>						
<b>Total</b> .....	<b>16</b>	<b>212</b>	<b>1 600</b>	<b>D</b>	<b>13 814</b>	<b>10 369</b>
Establishments with an average of—						
1 to 4 employees .....	5	a	D	D	D	D
5 to 9 employees .....	5	36	306	D	1 194	1 030
10 to 19 employees .....	1	a	D	D	D	D
20 to 49 employees .....	5	152	1 110	—	10 610	7 580
50 to 99 employees .....	—	—	—	—	—	—
100 employees or more .....	—	—	—	—	—	—
<b>Guayanilla</b>						
<b>Total</b> .....	<b>2</b>	<b>b</b>	<b>D</b>	<b>D</b>	<b>D</b>	<b>D</b>
Establishments with an average of—						
1 to 4 employees .....	—	—	—	—	—	—
5 to 9 employees .....	1	a	D	D	D	D
10 to 19 employees .....	—	—	—	—	—	—
20 to 49 employees .....	1	b	D	D	D	D
50 to 99 employees .....	—	—	—	—	—	—
100 employees or more .....	—	—	—	—	—	—

**Table 3. Selected Statistics for Establishments by Municipios and Employment Size: 1997—Con.**

[Detail may not add to total because of rounding. For meaning of abbreviations and symbols, see introductory text. For explanation of terms, see Appendix A]

Employment size of establishment and geographic area	Establishments (number)	All employees+ (number)	Annual payroll, all employees (\$1,000)	Dollar value of business done (\$1,000)	Value of construction work (\$1,000)	Net value of construction work# (\$1,000)
<b>Guaynabo</b>						
<b>Total</b> .....	<b>120</b>	<b>8 811</b>	<b>131 001</b>	<b>712 712</b>	<b>704 653</b>	<b>565 233</b>
Establishments with an average of—						
1 to 4 employees .....	22	62	1 153	9 704	9 704	7 942
5 to 9 employees .....	20	139	1 573	D	18 951	11 357
10 to 19 employees .....	25	364	3 734	D	36 461	24 080
20 to 49 employees .....	18	611	10 036	D	60 638	56 376
50 to 99 employees .....	17	1 186	17 673	D	104 400	88 960
100 employees or more .....	18	6 449	96 832	D	474 499	376 518
<b>Gurabo</b>						
<b>Total</b> .....	<b>11</b>	<b>297</b>	<b>3 009</b>	<b>D</b>	<b>14 938</b>	<b>14 168</b>
Establishments with an average of—						
1 to 4 employees .....	3	a	D	D	D	D
5 to 9 employees .....	2	a	D	D	D	D
10 to 19 employees .....	3	b	D	D	D	D
20 to 49 employees .....	1	b	D	D	D	D
50 to 99 employees .....	1	b	D	D	D	D
100 employees or more .....	1	c	D	D	D	D
<b>Hatillo</b>						
<b>Total</b> .....	<b>14</b>	<b>240</b>	<b>2 592</b>	<b>10 239</b>	<b>10 239</b>	<b>8 368</b>
Establishments with an average of—						
1 to 4 employees .....	5	a	D	D	D	D
5 to 9 employees .....	2	a	D	D	D	D
10 to 19 employees .....	1	a	D	D	D	D
20 to 49 employees .....	5	146	1 699	8 453	8 453	6 694
50 to 99 employees .....	1	b	D	D	D	D
100 employees or more .....	—	—	—	—	—	—
<b>Hormigueros</b>						
<b>Total</b> .....	<b>7</b>	<b>543</b>	<b>4 689</b>	<b>D</b>	<b>18 427</b>	<b>16 713</b>
Establishments with an average of—						
1 to 4 employees .....	1	a	D	D	D	D
5 to 9 employees .....	1	a	D	D	D	D
10 to 19 employees .....	1	a	D	D	D	D
20 to 49 employees .....	—	—	—	—	—	—
50 to 99 employees .....	2	c	D	D	D	D
100 employees or more .....	2	e	D	D	D	D
<b>Humacao</b>						
<b>Total</b> .....	<b>27</b>	<b>389</b>	<b>4 299</b>	<b>D</b>	<b>19 964</b>	<b>17 177</b>
Establishments with an average of—						
1 to 4 employees .....	9	b	D	D	D	D
5 to 9 employees .....	7	52	410	2 571	2 571	2 285
10 to 19 employees .....	6	74	701	3 452	3 452	2 847
20 to 49 employees .....	3	94	956	5 710	5 710	5 111
50 to 99 employees .....	2	c	D	D	D	D
100 employees or more .....	—	—	—	—	—	—
<b>Isabela</b>						
<b>Total</b> .....	<b>14</b>	<b>108</b>	<b>939</b>	<b>5 308</b>	<b>5 308</b>	<b>4 683</b>
Establishments with an average of—						
1 to 4 employees .....	6	11	142	646	646	631
5 to 9 employees .....	5	32	279	1 732	1 732	1 581
10 to 19 employees .....	2	b	D	D	D	D
20 to 49 employees .....	1	b	D	D	D	D
50 to 99 employees .....	—	—	—	—	—	—
100 employees or more .....	—	—	—	—	—	—
<b>Jayuya</b>						
<b>Total</b> .....	<b>8</b>	<b>c</b>	<b>D</b>	<b>D</b>	<b>D</b>	<b>D</b>
Establishments with an average of—						
1 to 4 employees .....	3	a	D	D	D	D
5 to 9 employees .....	4	29	163	3 466	3 466	3 245
10 to 19 employees .....	—	—	—	—	—	—
20 to 49 employees .....	—	—	—	—	—	—
50 to 99 employees .....	—	—	—	—	—	—
100 employees or more .....	1	c	D	D	D	D
<b>Juana Díaz</b>						
<b>Total</b> .....	<b>17</b>	<b>127</b>	<b>1 126</b>	<b>D</b>	<b>10 276</b>	<b>9 475</b>
Establishments with an average of—						
1 to 4 employees .....	7	a	D	D	D	D
5 to 9 employees .....	5	b	D	D	D	D
10 to 19 employees .....	4	50	405	D	6 934	6 537
20 to 49 employees .....	1	b	D	D	D	D
50 to 99 employees .....	—	—	—	—	—	—
100 employees or more .....	—	—	—	—	—	—

**Table 3. Selected Statistics for Establishments by Municipios and Employment Size: 1997—Con.**

[Detail may not add to total because of rounding. For meaning of abbreviations and symbols, see introductory text. For explanation of terms, see Appendix A]

Employment size of establishment and geographic area	Establishments (number)	All employees+ (number)	Annual payroll, all employees (\$1,000)	Dollar value of business done (\$1,000)	Value of construction work (\$1,000)	Net value of construction work# (\$1,000)
<b>Juncos</b>						
<b>Total</b> .....	<b>13</b>	<b>361</b>	<b>2 854</b>	<b>13 790</b>	<b>13 790</b>	<b>11 714</b>
Establishments with an average of—						
1 to 4 employees .....	6	17	107	565	565	516
5 to 9 employees .....	—	—	—	—	—	—
10 to 19 employees .....	2	b	D	D	D	D
20 to 49 employees .....	2	b	D	D	D	D
50 to 99 employees .....	2	c	D	D	D	D
100 employees or more .....	1	c	D	D	D	D
<b>Lajas</b>						
<b>Total</b> .....	<b>13</b>	<b>695</b>	<b>7 881</b>	<b>32 006</b>	<b>32 006</b>	<b>22 078</b>
Establishments with an average of—						
1 to 4 employees .....	4	9	36	206	206	169
5 to 9 employees .....	5	b	D	D	D	D
10 to 19 employees .....	1	a	D	D	D	D
20 to 49 employees .....	1	b	D	D	D	D
50 to 99 employees .....	—	—	—	—	—	—
100 employees or more .....	2	f	D	D	D	D
<b>Lares</b>						
<b>Total</b> .....	<b>9</b>	<b>90</b>	<b>614</b>	<b>D</b>	<b>2 317</b>	<b>2 108</b>
Establishments with an average of—						
1 to 4 employees .....	5	12	81	439	439	396
5 to 9 employees .....	1	a	D	D	D	D
10 to 19 employees .....	1	a	D	D	D	D
20 to 49 employees .....	2	b	D	D	D	D
50 to 99 employees .....	—	—	—	—	—	—
100 employees or more .....	—	—	—	—	—	—
<b>Las Marías</b>						
<b>Total</b> .....	<b>6</b>	<b>57</b>	<b>636</b>	<b>3 557</b>	<b>3 557</b>	<b>3 144</b>
Establishments with an average of—						
1 to 4 employees .....	1	a	D	D	D	D
5 to 9 employees .....	4	b	D	D	D	D
10 to 19 employees .....	—	—	—	—	—	—
20 to 49 employees .....	1	b	D	D	D	D
50 to 99 employees .....	—	—	—	—	—	—
100 employees or more .....	—	—	—	—	—	—
<b>Las Piedras</b>						
<b>Total</b> .....	<b>21</b>	<b>969</b>	<b>10 791</b>	<b>D</b>	<b>94 810</b>	<b>72 979</b>
Establishments with an average of—						
1 to 4 employees .....	7	a	D	D	D	D
5 to 9 employees .....	5	28	229	1 235	1 235	1 133
10 to 19 employees .....	4	b	D	D	D	D
20 to 49 employees .....	3	99	1 094	D	4 533	4 351
50 to 99 employees .....	1	b	D	D	D	D
100 employees or more .....	1	f	D	D	D	D
<b>Loiza</b>						
<b>Total</b> .....	<b>3</b>	<b>b</b>	<b>D</b>	<b>D</b>	<b>D</b>	<b>D</b>
Establishments with an average of—						
1 to 4 employees .....	1	a	D	D	D	D
5 to 9 employees .....	—	—	—	—	—	—
10 to 19 employees .....	1	a	D	D	D	D
20 to 49 employees .....	1	b	D	D	D	D
50 to 99 employees .....	—	—	—	—	—	—
100 employees or more .....	—	—	—	—	—	—
<b>Luquillo</b>						
<b>Total</b> .....	<b>4</b>	<b>31</b>	<b>285</b>	<b>D</b>	<b>1 920</b>	<b>1 391</b>
Establishments with an average of—						
1 to 4 employees .....	2	a	D	D	D	D
5 to 9 employees .....	1	a	D	D	D	D
10 to 19 employees .....	1	a	D	D	D	D
20 to 49 employees .....	—	—	—	—	—	—
50 to 99 employees .....	—	—	—	—	—	—
100 employees or more .....	—	—	—	—	—	—
<b>Manatí</b>						
<b>Total</b> .....	<b>14</b>	<b>280</b>	<b>2 595</b>	<b>D</b>	<b>9 701</b>	<b>8 391</b>
Establishments with an average of—						
1 to 4 employees .....	6	19	175	1 170	1 170	1 137
5 to 9 employees .....	2	a	D	D	D	D
10 to 19 employees .....	3	43	461	1 611	1 611	1 434
20 to 49 employees .....	2	b	D	D	D	D
50 to 99 employees .....	—	—	—	—	—	—
100 employees or more .....	1	c	D	D	D	D



**Table 3. Selected Statistics for Establishments by Municipios and Employment Size: 1997—Con.**

[Detail may not add to total because of rounding. For meaning of abbreviations and symbols, see introductory text. For explanation of terms, see Appendix A]

Employment size of establishment and geographic area	Establishments (number)	All employees+ (number)	Annual payroll, all employees (\$1,000)	Dollar value of business done (\$1,000)	Value of construction work (\$1,000)	Net value of construction work# (\$1,000)
<b>Maricao</b>						
<b>Total</b> .....	<b>3</b>	<b>13</b>	<b>89</b>	<b>562</b>	<b>562</b>	<b>436</b>
Establishments with an average of—						
1 to 4 employees .....	1	a	D	D	D	D
5 to 9 employees .....	2	a	D	D	D	D
10 to 19 employees .....	—	—	—	—	—	—
20 to 49 employees .....	—	—	—	—	—	—
50 to 99 employees .....	—	—	—	—	—	—
100 employees or more .....	—	—	—	—	—	—
<b>Maunabo</b>						
<b>Total</b> .....	<b>2</b>	<b>a</b>	<b>D</b>	<b>D</b>	<b>D</b>	<b>D</b>
Establishments with an average of—						
1 to 4 employees .....	1	a	D	D	D	D
5 to 9 employees .....	1	a	D	D	D	D
10 to 19 employees .....	—	—	—	—	—	—
20 to 49 employees .....	—	—	—	—	—	—
50 to 99 employees .....	—	—	—	—	—	—
100 employees or more .....	—	—	—	—	—	—
<b>Mayagüez</b>						
<b>Total</b> .....	<b>68</b>	<b>2 491</b>	<b>25 567</b>	<b>139 693</b>	<b>139 386</b>	<b>109 023</b>
Establishments with an average of—						
1 to 4 employees .....	14	33	262	1 444	1 444	1 236
5 to 9 employees .....	12	87	785	9 771	9 771	5 988
10 to 19 employees .....	12	179	1 811	D	8 612	7 925
20 to 49 employees .....	15	438	4 019	D	21 770	16 226
50 to 99 employees .....	10	670	6 934	D	30 546	23 747
100 employees or more .....	5	1 084	11 756	67 243	67 243	53 901
<b>Moca</b>						
<b>Total</b> .....	<b>34</b>	<b>429</b>	<b>3 966</b>	<b>D</b>	<b>17 240</b>	<b>14 517</b>
Establishments with an average of—						
1 to 4 employees .....	19	47	364	2 170	2 170	2 051
5 to 9 employees .....	8	55	408	2 276	2 276	2 083
10 to 19 employees .....	4	b	D	D	D	D
20 to 49 employees .....	1	b	D	D	D	D
50 to 99 employees .....	1	b	D	D	D	D
100 employees or more .....	1	c	D	D	D	D
<b>Morovis</b>						
<b>Total</b> .....	<b>10</b>	<b>112</b>	<b>1 201</b>	<b>10 497</b>	<b>10 497</b>	<b>9 981</b>
Establishments with an average of—						
1 to 4 employees .....	7	13	71	622	622	588
5 to 9 employees .....	1	a	D	D	D	D
10 to 19 employees .....	1	a	D	D	D	D
20 to 49 employees .....	—	—	—	—	—	—
50 to 99 employees .....	1	b	D	D	D	D
100 employees or more .....	—	—	—	—	—	—
<b>Naguabo</b>						
<b>Total</b> .....	<b>22</b>	<b>572</b>	<b>3 654</b>	<b>22 265</b>	<b>22 265</b>	<b>20 011</b>
Establishments with an average of—						
1 to 4 employees .....	5	a	D	D	D	D
5 to 9 employees .....	5	39	355	1 300	1 300	1 189
10 to 19 employees .....	4	b	D	D	D	D
20 to 49 employees .....	6	184	1 547	8 491	8 491	8 146
50 to 99 employees .....	1	b	D	D	D	D
100 employees or more .....	1	c	D	D	D	D
<b>Naranjito</b>						
<b>Total</b> .....	<b>21</b>	<b>600</b>	<b>5 918</b>	<b>D</b>	<b>32 114</b>	<b>29 370</b>
Establishments with an average of—						
1 to 4 employees .....	8	23	158	1 112	1 112	1 058
5 to 9 employees .....	3	22	126	753	753	636
10 to 19 employees .....	2	b	D	D	D	D
20 to 49 employees .....	5	123	1 623	9 855	9 855	8 695
50 to 99 employees .....	1	b	D	D	D	D
100 employees or more .....	2	e	D	D	D	D
<b>Orocovis</b>						
<b>Total</b> .....	<b>10</b>	<b>73</b>	<b>678</b>	<b>4 147</b>	<b>4 147</b>	<b>4 000</b>
Establishments with an average of—						
1 to 4 employees .....	7	20	97	570	570	521
5 to 9 employees .....	1	a	D	D	D	D
10 to 19 employees .....	1	a	D	D	D	D
20 to 49 employees .....	1	b	D	D	D	D
50 to 99 employees .....	—	—	—	—	—	—
100 employees or more .....	—	—	—	—	—	—

**Table 3. Selected Statistics for Establishments by Municipios and Employment Size: 1997—Con.**

[Detail may not add to total because of rounding. For meaning of abbreviations and symbols, see introductory text. For explanation of terms, see Appendix A]

Employment size of establishment and geographic area	Establishments (number)	All employees+ (number)	Annual payroll, all employees (\$1,000)	Dollar value of business done (\$1,000)	Value of construction work (\$1,000)	Net value of construction work# (\$1,000)
<b>Patillas</b>						
<b>Total</b> .....	<b>6</b>	<b>75</b>	<b>799</b>	<b>4 956</b>	<b>4 956</b>	<b>4 028</b>
Establishments with an average of—						
1 to 4 employees .....	3	7	77	370	370	297
5 to 9 employees .....	1	a	D	D	D	D
10 to 19 employees .....	—	—	—	—	—	—
20 to 49 employees .....	2	b	D	D	D	D
50 to 99 employees .....	—	—	—	—	—	—
100 employees or more .....	—	—	—	—	—	—
<b>Peñuelas</b>						
<b>Total</b> .....	<b>10</b>	<b>871</b>	<b>13 346</b>	<b>D</b>	<b>26 236</b>	<b>22 364</b>
Establishments with an average of—						
1 to 4 employees .....	1	a	D	D	D	D
5 to 9 employees .....	1	a	D	D	D	D
10 to 19 employees .....	2	b	D	D	D	D
20 to 49 employees .....	4	114	1 381	D	4 275	3 807
50 to 99 employees .....	—	—	—	—	—	—
100 employees or more .....	2	f	D	D	D	D
<b>Ponce</b>						
<b>Total</b> .....	<b>96</b>	<b>3 591</b>	<b>43 334</b>	<b>233 545</b>	<b>232 278</b>	<b>209 367</b>
Establishments with an average of—						
1 to 4 employees .....	21	b	D	D	D	D
5 to 9 employees .....	18	123	1 565	D	9 335	8 280
10 to 19 employees .....	18	c	D	D	D	D
20 to 49 employees .....	24	774	6 830	37 846	37 779	31 888
50 to 99 employees .....	6	e	D	D	D	D
100 employees or more .....	9	g	D	D	D	D
<b>Quebradillas</b>						
<b>Total</b> .....	<b>9</b>	<b>153</b>	<b>1 448</b>	<b>8 098</b>	<b>8 098</b>	<b>6 923</b>
Establishments with an average of—						
1 to 4 employees .....	3	7	44	256	256	220
5 to 9 employees .....	2	a	D	D	D	D
10 to 19 employees .....	2	b	D	D	D	D
20 to 49 employees .....	1	b	D	D	D	D
50 to 99 employees .....	1	b	D	D	D	D
100 employees or more .....	—	—	—	—	—	—
<b>Rincón</b>						
<b>Total</b> .....	<b>7</b>	<b>23</b>	<b>243</b>	<b>D</b>	<b>2 107</b>	<b>1 247</b>
Establishments with an average of—						
1 to 4 employees .....	6	a	D	D	D	D
5 to 9 employees .....	1	a	D	D	D	D
10 to 19 employees .....	—	—	—	—	—	—
20 to 49 employees .....	—	—	—	—	—	—
50 to 99 employees .....	—	—	—	—	—	—
100 employees or more .....	—	—	—	—	—	—
<b>Río Grande</b>						
<b>Total</b> .....	<b>9</b>	<b>40</b>	<b>470</b>	<b>D</b>	<b>2 545</b>	<b>2 195</b>
Establishments with an average of—						
1 to 4 employees .....	6	17	148	877	877	711
5 to 9 employees .....	3	23	322	D	1 668	1 484
10 to 19 employees .....	—	—	—	—	—	—
20 to 49 employees .....	—	—	—	—	—	—
50 to 99 employees .....	—	—	—	—	—	—
100 employees or more .....	—	—	—	—	—	—
<b>Sabana Grande</b>						
<b>Total</b> .....	<b>7</b>	<b>83</b>	<b>993</b>	<b>5 375</b>	<b>5 375</b>	<b>4 450</b>
Establishments with an average of—						
1 to 4 employees .....	1	a	D	D	D	D
5 to 9 employees .....	2	a	D	D	D	D
10 to 19 employees .....	3	47	608	2 965	2 965	2 613
20 to 49 employees .....	1	b	D	D	D	D
50 to 99 employees .....	—	—	—	—	—	—
100 employees or more .....	—	—	—	—	—	—
<b>Salinas</b>						
<b>Total</b> .....	<b>3</b>	<b>b</b>	<b>D</b>	<b>D</b>	<b>D</b>	<b>D</b>
Establishments with an average of—						
1 to 4 employees .....	1	a	D	D	D	D
5 to 9 employees .....	1	a	D	D	D	D
10 to 19 employees .....	1	a	D	D	D	D
20 to 49 employees .....	—	—	—	—	—	—
50 to 99 employees .....	—	—	—	—	—	—
100 employees or more .....	—	—	—	—	—	—

**Table 3. Selected Statistics for Establishments by Municipios and Employment Size: 1997—Con.**

[Detail may not add to total because of rounding. For meaning of abbreviations and symbols, see introductory text. For explanation of terms, see Appendix A]

Employment size of establishment and geographic area	Establishments (number)	All employees+ (number)	Annual payroll, all employees (\$1,000)	Dollar value of business done (\$1,000)	Value of construction work (\$1,000)	Net value of construction work# (\$1,000)
<b>San Germán</b>						
<b>Total</b> .....	<b>15</b>	<b>414</b>	<b>4 455</b>	<b>15 342</b>	<b>15 342</b>	<b>13 312</b>
Establishments with an average of—						
1 to 4 employees .....	5	a	D	D	D	D
5 to 9 employees .....	3	17	128	828	828	699
10 to 19 employees .....	2	b	D	D	D	D
20 to 49 employees .....	2	b	D	D	D	D
50 to 99 employees .....	1	b	D	D	D	D
100 employees or more .....	2	c	D	D	D	D
<b>San Juan</b>						
<b>Total</b> .....	<b>472</b>	<b>18 517</b>	<b>235 522</b>	<b>1 520 770</b>	<b>1 497 328</b>	<b>1 198 451</b>
Establishments with an average of—						
1 to 4 employees .....	108	250	4 228	D	52 904	43 275
5 to 9 employees .....	95	645	8 041	81 774	81 507	59 596
10 to 19 employees .....	79	1 114	13 206	82 069	81 974	66 446
20 to 49 employees .....	97	3 008	37 312	252 101	246 932	195 855
50 to 99 employees .....	49	3 311	39 997	D	248 883	195 238
100 employees or more .....	44	10 189	132 738	794 626	785 128	638 041
<b>San Lorenzo</b>						
<b>Total</b> .....	<b>11</b>	<b>220</b>	<b>2 640</b>	<b>15 147</b>	<b>15 147</b>	<b>13 695</b>
Establishments with an average of—						
1 to 4 employees .....	4	a	D	D	D	D
5 to 9 employees .....	1	a	D	D	D	D
10 to 19 employees .....	1	a	D	D	D	D
20 to 49 employees .....	4	125	1 452	8 101	8 101	6 841
50 to 99 employees .....	1	b	D	D	D	D
100 employees or more .....	—	—	—	—	—	—
<b>San Sebastián</b>						
<b>Total</b> .....	<b>25</b>	<b>227</b>	<b>1 857</b>	<b>D</b>	<b>9 660</b>	<b>8 400</b>
Establishments with an average of—						
1 to 4 employees .....	15	b	D	D	D	D
5 to 9 employees .....	3	b	D	D	D	D
10 to 19 employees .....	3	42	214	1 394	1 394	1 265
20 to 49 employees .....	3	64	565	2 822	2 822	2 306
50 to 99 employees .....	1	b	D	D	D	D
100 employees or more .....	—	—	—	—	—	—
<b>Santa Isabel</b>						
<b>Total</b> .....	<b>5</b>	<b>258</b>	<b>2 564</b>	<b>D</b>	<b>14 677</b>	<b>13 003</b>
Establishments with an average of—						
1 to 4 employees .....	2	a	D	D	D	D
5 to 9 employees .....	1	a	D	D	D	D
10 to 19 employees .....	—	—	—	—	—	—
20 to 49 employees .....	—	—	—	—	—	—
50 to 99 employees .....	1	b	D	D	D	D
100 employees or more .....	1	c	D	D	D	D
<b>Toa Alta</b>						
<b>Total</b> .....	<b>12</b>	<b>55</b>	<b>479</b>	<b>2 462</b>	<b>2 462</b>	<b>2 122</b>
Establishments with an average of—						
1 to 4 employees .....	7	a	D	D	D	D
5 to 9 employees .....	4	23	159	1 196	1 196	1 040
10 to 19 employees .....	1	a	D	D	D	D
20 to 49 employees .....	—	—	—	—	—	—
50 to 99 employees .....	—	—	—	—	—	—
100 employees or more .....	—	—	—	—	—	—
<b>Toa Baja</b>						
<b>Total</b> .....	<b>40</b>	<b>1 124</b>	<b>14 351</b>	<b>D</b>	<b>95 313</b>	<b>77 798</b>
Establishments with an average of—						
1 to 4 employees .....	10	b	D	D	D	D
5 to 9 employees .....	12	b	D	D	D	D
10 to 19 employees .....	8	106	1 239	12 365	12 365	10 943
20 to 49 employees .....	5	141	1 559	9 141	9 141	7 849
50 to 99 employees .....	4	e	D	D	D	D
100 employees or more .....	1	e	D	D	D	D
<b>Trujillo Alto</b>						
<b>Total</b> .....	<b>38</b>	<b>1 766</b>	<b>25 561</b>	<b>D</b>	<b>128 964</b>	<b>106 650</b>
Establishments with an average of—						
1 to 4 employees .....	10	23	192	1 375	1 375	953
5 to 9 employees .....	6	43	401	2 135	2 135	1 933
10 to 19 employees .....	6	82	626	3 386	3 386	2 813
20 to 49 employees .....	6	182	2 070	D	10 875	10 259
50 to 99 employees .....	5	373	3 497	17 284	17 284	14 112
100 employees or more .....	5	1 063	18 775	D	93 909	76 580

**Table 3. Selected Statistics for Establishments by Municipios and Employment Size: 1997—Con.**

[Detail may not add to total because of rounding. For meaning of abbreviations and symbols, see introductory text. For explanation of terms, see Appendix A]

Employment size of establishment and geographic area	Establishments (number)	All employees+ (number)	Annual payroll, all employees (\$1,000)	Dollar value of business done (\$1,000)	Value of construction work (\$1,000)	Net value of construction work# (\$1,000)
<b>Utua</b>						
<b>Total</b> .....	<b>3</b>	<b>15</b>	<b>142</b>	<b>550</b>	<b>550</b>	<b>491</b>
Establishments with an average of—						
1 to 4 employees .....	2	a	D	D	D	D
5 to 9 employees .....	—	—	—	—	—	—
10 to 19 employees .....	1	a	D	D	D	D
20 to 49 employees .....	—	—	—	—	—	—
50 to 99 employees .....	—	—	—	—	—	—
100 employees or more .....	—	—	—	—	—	—
<b>Vega Alta</b>						
<b>Total</b> .....	<b>9</b>	<b>214</b>	<b>2 510</b>	<b>D</b>	<b>12 213</b>	<b>10 088</b>
Establishments with an average of—						
1 to 4 employees .....	3	a	D	D	D	D
5 to 9 employees .....	3	19	156	1 649	1 649	1 177
10 to 19 employees .....	1	a	D	D	D	D
20 to 49 employees .....	—	—	—	—	—	—
50 to 99 employees .....	1	b	D	D	D	D
100 employees or more .....	1	c	D	D	D	D
<b>Vega Baja</b>						
<b>Total</b> .....	<b>26</b>	<b>672</b>	<b>6 172</b>	<b>D</b>	<b>31 747</b>	<b>22 631</b>
Establishments with an average of—						
1 to 4 employees .....	9	b	D	D	D	D
5 to 9 employees .....	3	24	220	1 845	1 845	1 380
10 to 19 employees .....	5	64	506	1 850	1 850	1 567
20 to 49 employees .....	6	205	1 839	13 102	13 102	12 237
50 to 99 employees .....	1	b	D	D	D	D
100 employees or more .....	2	e	D	D	D	D
<b>Vieques</b>						
<b>Total</b> .....	<b>3</b>	<b>b</b>	<b>D</b>	<b>D</b>	<b>D</b>	<b>D</b>
Establishments with an average of—						
1 to 4 employees .....	—	—	—	—	—	—
5 to 9 employees .....	1	a	D	D	D	D
10 to 19 employees .....	—	—	—	—	—	—
20 to 49 employees .....	2	b	D	D	D	D
50 to 99 employees .....	—	—	—	—	—	—
100 employees or more .....	—	—	—	—	—	—
<b>Villalba</b>						
<b>Total</b> .....	<b>12</b>	<b>b</b>	<b>D</b>	<b>D</b>	<b>D</b>	<b>D</b>
Establishments with an average of—						
1 to 4 employees .....	6	a	D	D	D	D
5 to 9 employees .....	4	b	D	D	D	D
10 to 19 employees .....	1	a	D	D	D	D
20 to 49 employees .....	1	b	D	D	D	D
50 to 99 employees .....	—	—	—	—	—	—
100 employees or more .....	—	—	—	—	—	—
<b>Yabucoa</b>						
<b>Total</b> .....	<b>8</b>	<b>146</b>	<b>1 652</b>	<b>8 847</b>	<b>8 847</b>	<b>7 163</b>
Establishments with an average of—						
1 to 4 employees .....	3	a	D	D	D	D
5 to 9 employees .....	4	b	D	D	D	D
10 to 19 employees .....	—	—	—	—	—	—
20 to 49 employees .....	—	—	—	—	—	—
50 to 99 employees .....	—	—	—	—	—	—
100 employees or more .....	1	c	D	D	D	D
<b>Yauco</b>						
<b>Total</b> .....	<b>14</b>	<b>141</b>	<b>1 529</b>	<b>10 814</b>	<b>10 814</b>	<b>8 879</b>
Establishments with an average of—						
1 to 4 employees .....	7	a	D	D	D	D
5 to 9 employees .....	4	28	207	1 310	1 310	1 310
10 to 19 employees .....	1	a	D	D	D	D
20 to 49 employees .....	1	b	D	D	D	D
50 to 99 employees .....	1	b	D	D	D	D
100 employees or more .....	—	—	—	—	—	—

**Table 3. Selected Statistics for Establishments by Municipios and Employment Size: 1997—Con.**

[Detail may not add to total because of rounding. For meaning of abbreviations and symbols, see introductory text. For explanation of terms, see Appendix A]

Employment size of establishment and geographic area	Value added+++ (\$1,000)	Payments for materials, components, supplies, electricity, and fuels (\$1,000)	Payments for construction work subcontracted to others (\$1,000)	Rental payments for machinery, equipment, and structures (\$1,000)	Capital expenditures, other than land (\$1,000)	End-of-year gross book value of depreciable assets (\$1,000)
<b>PUERTO RICO</b>						
<b>Total</b> .....	<b>2 106 326</b>	<b>1 175 755</b>	<b>734 753</b>	<b>90 261</b>	<b>204 242</b>	<b>781 470</b>
Establishments with an average of—						
1 to 4 employees .....	87 748	40 802	25 320	2 201	8 609	35 264
5 to 9 employees .....	105 914	62 609	48 571	2 612	5 642	40 782
10 to 19 employees .....	159 710	81 945	44 702	4 464	7 208	60 437
20 to 49 employees .....	329 035	179 567	99 890	6 456	125 261	251 124
50 to 99 employees .....	355 614	209 349	130 291	8 506	16 743	112 000
100 employees or more .....	1 068 305	601 483	385 979	66 022	40 779	281 863
<b>Adjuntas</b>						
<b>Total</b> .....	<b>1 669</b>	<b>981</b>	<b>96</b>	<b>6</b>	<b>16</b>	<b>1 054</b>
Establishments with an average of—						
1 to 4 employees .....	D	D	D	—	—	D
5 to 9 employees .....	D	D	D	D	D	D
10 to 19 employees .....	D	D	—	—	D	D
20 to 49 employees .....	—	—	—	—	—	—
50 to 99 employees .....	D	D	D	D	—	D
100 employees or more .....	—	—	—	—	—	—
<b>Aguada</b>						
<b>Total</b> .....	<b>D</b>	<b>7 336</b>	<b>5 410</b>	<b>418</b>	<b>517</b>	<b>2 906</b>
Establishments with an average of—						
1 to 4 employees .....	D	D	D	D	D	D
5 to 9 employees .....	1 007	753	300	22	41	401
10 to 19 employees .....	D	D	D	—	—	D
20 to 49 employees .....	D	D	D	—	D	D
50 to 99 employees .....	D	D	D	D	D	D
100 employees or more .....	D	D	D	D	D	D
<b>Aguadilla</b>						
<b>Total</b> .....	<b>D</b>	<b>3 705</b>	<b>1 611</b>	<b>121</b>	<b>719</b>	<b>2 444</b>
Establishments with an average of—						
1 to 4 employees .....	D	D	D	D	D	D
5 to 9 employees .....	D	472	121	22	47	326
10 to 19 employees .....	D	D	—	D	D	D
20 to 49 employees .....	—	—	—	—	—	—
50 to 99 employees .....	D	D	—	D	D	D
100 employees or more .....	D	D	D	—	—	—
<b>Aguas Buenas</b>						
<b>Total</b> .....	<b>D</b>	<b>1 325</b>	<b>437</b>	<b>183</b>	<b>106</b>	<b>590</b>
Establishments with an average of—						
1 to 4 employees .....	D	D	D	D	D	D
5 to 9 employees .....	D	D	D	D	D	D
10 to 19 employees .....	—	—	—	—	—	—
20 to 49 employees .....	D	D	D	—	D	D
50 to 99 employees .....	—	—	—	—	—	—
100 employees or more .....	—	—	—	—	—	—
<b>Aibonito</b>						
<b>Total</b> .....	<b>2 204</b>	<b>1 661</b>	<b>1 109</b>	<b>186</b>	<b>255</b>	<b>685</b>
Establishments with an average of—						
1 to 4 employees .....	D	D	D	—	D	D
5 to 9 employees .....	405	407	167	10	35	231
10 to 19 employees .....	D	D	D	D	D	D
20 to 49 employees .....	—	—	—	—	—	—
50 to 99 employees .....	D	D	D	D	D	D
100 employees or more .....	—	—	—	—	—	—
<b>Añasco</b>						
<b>Total</b> .....	<b>D</b>	<b>3 187</b>	<b>425</b>	<b>221</b>	<b>286</b>	<b>2 867</b>
Establishments with an average of—						
1 to 4 employees .....	D	D	D	D	D	D
5 to 9 employees .....	D	D	D	D	D	D
10 to 19 employees .....	D	D	D	D	D	D
20 to 49 employees .....	1 701	1 509	34	44	103	1 203
50 to 99 employees .....	D	D	—	—	D	D
100 employees or more .....	—	—	—	—	—	—
<b>Arecibo</b>						
<b>Total</b> .....	<b>27 089</b>	<b>7 062</b>	<b>1 157</b>	<b>71</b>	<b>251</b>	<b>1 763</b>
Establishments with an average of—						
1 to 4 employees .....	D	D	D	D	D	D
5 to 9 employees .....	D	D	D	D	D	D
10 to 19 employees .....	D	D	D	D	D	D
20 to 49 employees .....	D	D	D	D	D	D
50 to 99 employees .....	—	—	—	—	—	—
100 employees or more .....	D	D	—	—	—	—

**Table 3. Selected Statistics for Establishments by Municipios and Employment Size: 1997—Con.**

[Detail may not add to total because of rounding. For meaning of abbreviations and symbols, see introductory text. For explanation of terms, see Appendix A]

Employment size of establishment and geographic area	Value added++ (\$1,000)	Payments for materials, components, supplies, electricity, and fuels (\$1,000)	Payments for construction work subcontracted to others (\$1,000)	Rental payments for machinery, equipment, and structures (\$1,000)	Capital expenditures, other than land (\$1,000)	End-of-year gross book value of depreciable assets (\$1,000)
<b>Arroyo</b>						
<b>Total</b> .....	<b>416</b>	<b>485</b>	<b>263</b>	<b>4</b>	<b>22</b>	<b>143</b>
Establishments with an average of—						
1 to 4 employees .....	D	D	D	D	D	D
5 to 9 employees .....	D	D	D	D	D	D
10 to 19 employees .....	—	—	—	—	—	—
20 to 49 employees .....	D	D	D	—	—	D
50 to 99 employees .....	—	—	—	—	—	—
100 employees or more .....	—	—	—	—	—	—
<b>Barceloneta</b>						
<b>Total</b> .....	<b>D</b>	<b>6 860</b>	<b>1 832</b>	<b>247</b>	<b>366</b>	<b>3 314</b>
Establishments with an average of—						
1 to 4 employees .....	D	D	D	—	D	D
5 to 9 employees .....	—	—	—	—	—	—
10 to 19 employees .....	2 141	1 481	205	13	53	606
20 to 49 employees .....	2 537	2 467	1 165	18	76	915
50 to 99 employees .....	D	D	—	D	—	D
100 employees or more .....	D	D	D	D	D	D
<b>Barranquitas</b>						
<b>Total</b> .....	<b>D</b>	<b>D</b>	<b>D</b>	<b>D</b>	<b>D</b>	<b>D</b>
Establishments with an average of—						
1 to 4 employees .....	994	1 294	355	14	53	687
5 to 9 employees .....	D	D	D	D	D	D
10 to 19 employees .....	D	D	—	D	D	D
20 to 49 employees .....	D	D	D	D	D	D
50 to 99 employees .....	—	—	—	—	—	—
100 employees or more .....	D	D	D	D	D	D
<b>Bayamón</b>						
<b>Total</b> .....	<b>D</b>	<b>43 549</b>	<b>31 841</b>	<b>2 640</b>	<b>6 275</b>	<b>28 416</b>
Establishments with an average of—						
1 to 4 employees .....	D	D	D	D	D	D
5 to 9 employees .....	D	D	D	D	D	D
10 to 19 employees .....	D	7 350	2 676	444	282	3 358
20 to 49 employees .....	D	4 934	3 492	205	2 204	5 411
50 to 99 employees .....	D	13 814	17 311	1 122	2 858	7 083
100 employees or more .....	D	9 335	5 931	600	389	8 686
<b>Cabo Rojo</b>						
<b>Total</b> .....	<b>D</b>	<b>3 745</b>	<b>2 391</b>	<b>72</b>	<b>2 764</b>	<b>3 856</b>
Establishments with an average of—						
1 to 4 employees .....	679	404	277	7	31	310
5 to 9 employees .....	D	D	D	D	D	D
10 to 19 employees .....	D	D	D	D	D	D
20 to 49 employees .....	—	—	—	—	—	—
50 to 99 employees .....	D	D	D	D	D	D
100 employees or more .....	D	D	D	—	D	D
<b>Caguas</b>						
<b>Total</b> .....	<b>D</b>	<b>26 848</b>	<b>14 871</b>	<b>889</b>	<b>1 560</b>	<b>12 055</b>
Establishments with an average of—						
1 to 4 employees .....	D	D	D	D	D	D
5 to 9 employees .....	D	2 355	1 538	87	189	1 807
10 to 19 employees .....	D	D	D	D	D	D
20 to 49 employees .....	D	D	D	D	D	D
50 to 99 employees .....	D	D	D	D	D	D
100 employees or more .....	D	D	D	D	—	D
<b>Camuy</b>						
<b>Total</b> .....	<b>3 891</b>	<b>4 099</b>	<b>1 335</b>	<b>76</b>	<b>144</b>	<b>1 611</b>
Establishments with an average of—						
1 to 4 employees .....	D	D	D	D	D	D
5 to 9 employees .....	D	D	D	D	D	D
10 to 19 employees .....	D	D	D	D	—	—
20 to 49 employees .....	D	D	D	D	D	D
50 to 99 employees .....	D	D	D	—	—	—
100 employees or more .....	D	D	D	D	—	D
<b>Canóvanas</b>						
<b>Total</b> .....	<b>4 501</b>	<b>998</b>	<b>591</b>	<b>9</b>	<b>156</b>	<b>1 217</b>
Establishments with an average of—						
1 to 4 employees .....	594	127	374	1	12	143
5 to 9 employees .....	D	D	—	D	D	D
10 to 19 employees .....	D	D	D	D	D	D
20 to 49 employees .....	D	D	D	—	D	D
50 to 99 employees .....	—	—	—	—	—	—
100 employees or more .....	—	—	—	—	—	—

**Table 3. Selected Statistics for Establishments by Municipios and Employment Size: 1997—Con.**

[Detail may not add to total because of rounding. For meaning of abbreviations and symbols, see introductory text. For explanation of terms, see Appendix A]

Employment size of establishment and geographic area	Value added++ (\$1,000)	Payments for materials, components, supplies, electricity, and fuels (\$1,000)	Payments for construction work subcontracted to others (\$1,000)	Rental payments for machinery, equipment, and structures (\$1,000)	Capital expenditures, other than land (\$1,000)	End-of-year gross book value of depreciable assets (\$1,000)
<b>Carolina</b>						
<b>Total</b> .....	<b>53 586</b>	<b>40 307</b>	<b>35 421</b>	<b>2 031</b>	<b>98 256</b>	<b>125 843</b>
Establishments with an average of—						
1 to 4 employees .....	6 569	1 390	4 127	57	132	1 114
5 to 9 employees .....	D	3 694	2 470	48	436	4 139
10 to 19 employees .....	D	5 237	1 356	106	360	2 476
20 to 49 employees .....	D	2 919	2 329	157	96 290	100 796
50 to 99 employees .....	D	5 149	9 995	706	170	2 292
100 employees or more .....	14 204	21 918	15 144	957	868	15 026
<b>Cataño</b>						
<b>Total</b> .....	<b>19 127</b>	<b>8 783</b>	<b>2 593</b>	<b>200</b>	<b>572</b>	<b>1 531</b>
Establishments with an average of—						
1 to 4 employees .....	385	208	79	1	18	129
5 to 9 employees .....	D	D	D	—	—	D
10 to 19 employees .....	D	D	—	—	D	D
20 to 49 employees .....	D	D	D	D	D	D
50 to 99 employees .....	—	—	—	—	—	—
100 employees or more .....	D	D	D	D	D	D
<b>Cayey</b>						
<b>Total</b> .....	<b>2 229</b>	<b>1 379</b>	<b>564</b>	<b>76</b>	<b>72</b>	<b>910</b>
Establishments with an average of—						
1 to 4 employees .....	D	D	D	D	D	D
5 to 9 employees .....	D	D	D	—	D	D
10 to 19 employees .....	905	421	114	30	—	197
20 to 49 employees .....	D	D	—	D	—	D
50 to 99 employees .....	—	—	—	—	—	—
100 employees or more .....	—	—	—	—	—	—
<b>Ceiba</b>						
<b>Total</b> .....	<b>407</b>	<b>182</b>	<b>4</b>	<b>—</b>	<b>—</b>	<b>13</b>
Establishments with an average of—						
1 to 4 employees .....	407	182	4	—	—	13
5 to 9 employees .....	—	—	—	—	—	—
10 to 19 employees .....	—	—	—	—	—	—
20 to 49 employees .....	—	—	—	—	—	—
50 to 99 employees .....	—	—	—	—	—	—
100 employees or more .....	—	—	—	—	—	—
<b>Ciales</b>						
<b>Total</b> .....	<b>3 152</b>	<b>1 402</b>	<b>158</b>	<b>79</b>	<b>158</b>	<b>1 801</b>
Establishments with an average of—						
1 to 4 employees .....	281	117	10	1	5	138
5 to 9 employees .....	541	483	52	16	9	103
10 to 19 employees .....	D	D	—	—	—	D
20 to 49 employees .....	D	D	D	D	D	D
50 to 99 employees .....	—	—	—	—	—	—
100 employees or more .....	—	—	—	—	—	—
<b>Cidra</b>						
<b>Total</b> .....	<b>2 134</b>	<b>1 535</b>	<b>559</b>	<b>77</b>	<b>74</b>	<b>627</b>
Establishments with an average of—						
1 to 4 employees .....	D	D	D	D	D	D
5 to 9 employees .....	306	254	220	7	16	161
10 to 19 employees .....	1 065	772	120	58	28	188
20 to 49 employees .....	D	D	D	—	—	—
50 to 99 employees .....	—	—	—	—	—	—
100 employees or more .....	—	—	—	—	—	—
<b>Coamo</b>						
<b>Total</b> .....	<b>D</b>	<b>5 095</b>	<b>951</b>	<b>89</b>	<b>635</b>	<b>2 148</b>
Establishments with an average of—						
1 to 4 employees .....	D	D	D	D	D	D
5 to 9 employees .....	469	473	452	29	8	202
10 to 19 employees .....	D	D	D	—	D	D
20 to 49 employees .....	2 618	828	393	57	607	1 684
50 to 99 employees .....	D	D	—	—	—	—
100 employees or more .....	—	—	—	—	—	—
<b>Comerio</b>						
<b>Total</b> .....	<b>D</b>	<b>746</b>	<b>142</b>	<b>47</b>	<b>18</b>	<b>413</b>
Establishments with an average of—						
1 to 4 employees .....	D	D	D	D	D	D
5 to 9 employees .....	D	D	D	—	D	D
10 to 19 employees .....	D	D	D	D	—	D
20 to 49 employees .....	—	—	—	—	—	—
50 to 99 employees .....	—	—	—	—	—	—
100 employees or more .....	—	—	—	—	—	—

**Table 3. Selected Statistics for Establishments by Municipios and Employment Size: 1997—Con.**

[Detail may not add to total because of rounding. For meaning of abbreviations and symbols, see introductory text. For explanation of terms, see Appendix A]

Employment size of establishment and geographic area	Value added+++ (\$1,000)	Payments for materials, components, supplies, electricity, and fuels (\$1,000)	Payments for construction work subcontracted to others (\$1,000)	Rental payments for machinery, equipment, and structures (\$1,000)	Capital expenditures, other than land (\$1,000)	End-of-year gross book value of depreciable assets (\$1,000)
<b>Corozal</b>						
<b>Total</b> .....	<b>2 345</b>	<b>1 560</b>	<b>983</b>	<b>83</b>	<b>339</b>	<b>1 386</b>
Establishments with an average of—						
1 to 4 employees .....	D	D	D	D	D	D
5 to 9 employees .....	D	D	D	D	D	D
10 to 19 employees .....	D	D	—	D	D	D
20 to 49 employees .....	D	D	D	D	D	D
50 to 99 employees .....	—	—	—	—	—	—
100 employees or more .....	—	—	—	—	—	—
<b>Culebra</b>						
<b>Total</b> .....	<b>D</b>	<b>D</b>	<b>D</b>	<b>—</b>	<b>D</b>	<b>D</b>
Establishments with an average of—						
1 to 4 employees .....	—	—	—	—	—	—
5 to 9 employees .....	D	D	D	—	D	D
10 to 19 employees .....	—	—	—	—	—	—
20 to 49 employees .....	—	—	—	—	—	—
50 to 99 employees .....	—	—	—	—	—	—
100 employees or more .....	—	—	—	—	—	—
<b>Dorado</b>						
<b>Total</b> .....	<b>D</b>	<b>6 762</b>	<b>2 080</b>	<b>147</b>	<b>264</b>	<b>2 583</b>
Establishments with an average of—						
1 to 4 employees .....	D	D	D	D	D	D
5 to 9 employees .....	D	D	D	D	D	D
10 to 19 employees .....	D	D	—	—	—	D
20 to 49 employees .....	—	—	—	—	—	—
50 to 99 employees .....	D	D	—	—	D	D
100 employees or more .....	D	D	D	D	—	D
<b>Fajardo</b>						
<b>Total</b> .....	<b>10 676</b>	<b>10 642</b>	<b>3 963</b>	<b>387</b>	<b>265</b>	<b>1 550</b>
Establishments with an average of—						
1 to 4 employees .....	1 092	300	33	—	45	158
5 to 9 employees .....	D	D	D	—	D	—
10 to 19 employees .....	D	D	D	D	D	D
20 to 49 employees .....	3 867	2 216	914	102	149	593
50 to 99 employees .....	D	D	D	D	D	D
100 employees or more .....	D	D	D	D	D	D
<b>Florida</b>						
<b>Total</b> .....	<b>D</b>	<b>D</b>	<b>D</b>	<b>—</b>	<b>D</b>	<b>D</b>
Establishments with an average of—						
1 to 4 employees .....	D	D	D	—	D	D
5 to 9 employees .....	D	D	D	—	D	D
10 to 19 employees .....	—	—	—	—	—	—
20 to 49 employees .....	—	—	—	—	—	—
50 to 99 employees .....	D	D	—	—	D	D
100 employees or more .....	—	—	—	—	—	—
<b>Guánica</b>						
<b>Total</b> .....	<b>1 490</b>	<b>4 823</b>	<b>934</b>	<b>26</b>	<b>180</b>	<b>1 300</b>
Establishments with an average of—						
1 to 4 employees .....	D	D	—	D	D	D
5 to 9 employees .....	D	D	D	D	D	D
10 to 19 employees .....	D	D	D	D	D	D
20 to 49 employees .....	—	—	—	—	—	—
50 to 99 employees .....	D	D	D	—	D	D
100 employees or more .....	—	—	—	—	—	—
<b>Guayama</b>						
<b>Total</b> .....	<b>D</b>	<b>2 840</b>	<b>3 445</b>	<b>116</b>	<b>614</b>	<b>4 694</b>
Establishments with an average of—						
1 to 4 employees .....	D	D	D	D	D	D
5 to 9 employees .....	D	290	164	19	54	256
10 to 19 employees .....	D	D	D	D	—	—
20 to 49 employees .....	D	2 009	3 030	66	545	4 298
50 to 99 employees .....	—	—	—	—	—	—
100 employees or more .....	—	—	—	—	—	—
<b>Guayanilla</b>						
<b>Total</b> .....	<b>D</b>	<b>D</b>	<b>—</b>	<b>D</b>	<b>D</b>	<b>D</b>
Establishments with an average of—						
1 to 4 employees .....	—	—	—	—	—	—
5 to 9 employees .....	D	D	—	D	D	D
10 to 19 employees .....	—	—	—	—	—	—
20 to 49 employees .....	D	D	—	—	—	D
50 to 99 employees .....	—	—	—	—	—	—
100 employees or more .....	—	—	—	—	—	—



**Table 3. Selected Statistics for Establishments by Municipios and Employment Size: 1997—Con.**

[Detail may not add to total because of rounding. For meaning of abbreviations and symbols, see introductory text. For explanation of terms, see Appendix A]

Employment size of establishment and geographic area	Value added++ (\$1,000)	Payments for materials, components, supplies, electricity, and fuels (\$1,000)	Payments for construction work subcontracted to others (\$1,000)	Rental payments for machinery, equipment, and structures (\$1,000)	Capital expenditures, other than land (\$1,000)	End-of-year gross book value of depreciable assets (\$1,000)
<b>Guaynabo</b>						
<b>Total</b> .....	<b>392 176</b>	<b>181 059</b>	<b>139 420</b>	<b>33 866</b>	<b>13 891</b>	<b>113 378</b>
Establishments with an average of—						
1 to 4 employees .....	5 582	2 360	1 762	11	104	1 044
5 to 9 employees .....	D	5 094	7 594	334	489	3 103
10 to 19 employees .....	D	6 393	12 381	1 372	516	7 955
20 to 49 employees .....	D	11 521	4 262	757	5 149	23 770
50 to 99 employees .....	D	22 899	15 440	519	819	17 178
100 employees or more .....	D	132 792	97 981	30 873	6 814	60 328
<b>Gurabo</b>						
<b>Total</b> .....	<b>D</b>	<b>6 629</b>	<b>770</b>	<b>1 219</b>	<b>2 609</b>	<b>4 344</b>
Establishments with an average of—						
1 to 4 employees .....	D	D	—	D	D	D
5 to 9 employees .....	D	D	D	D	D	D
10 to 19 employees .....	D	D	D	D	D	D
20 to 49 employees .....	D	D	D	D	D	D
50 to 99 employees .....	D	D	D	D	D	D
100 employees or more .....	D	D	D	D	D	D
<b>Hatillo</b>						
<b>Total</b> .....	<b>5 079</b>	<b>3 289</b>	<b>1 871</b>	<b>98</b>	<b>398</b>	<b>2 428</b>
Establishments with an average of—						
1 to 4 employees .....	D	D	D	D	D	D
5 to 9 employees .....	D	D	D	D	D	D
10 to 19 employees .....	D	D	—	—	—	—
20 to 49 employees .....	4 086	2 608	1 759	35	312	1 806
50 to 99 employees .....	D	D	—	D	D	D
100 employees or more .....	—	—	—	—	—	—
<b>Hormigueros</b>						
<b>Total</b> .....	<b>D</b>	<b>5 286</b>	<b>1 714</b>	<b>201</b>	<b>546</b>	<b>3 808</b>
Establishments with an average of—						
1 to 4 employees .....	D	D	—	—	D	D
5 to 9 employees .....	D	D	—	D	D	D
10 to 19 employees .....	D	D	D	—	D	D
20 to 49 employees .....	—	—	—	—	—	—
50 to 99 employees .....	D	D	D	D	D	D
100 employees or more .....	D	D	D	D	D	D
<b>Humacao</b>						
<b>Total</b> .....	<b>D</b>	<b>7 719</b>	<b>2 787</b>	<b>297</b>	<b>508</b>	<b>3 411</b>
Establishments with an average of—						
1 to 4 employees .....	D	D	D	D	D	D
5 to 9 employees .....	1 218	1 067	286	10	90	566
10 to 19 employees .....	1 409	1 438	605	20	78	633
20 to 49 employees .....	3 242	1 869	599	75	238	945
50 to 99 employees .....	D	D	D	D	D	D
100 employees or more .....	—	—	—	—	—	—
<b>Isabela</b>						
<b>Total</b> .....	<b>2 922</b>	<b>1 761</b>	<b>625</b>	<b>42</b>	<b>123</b>	<b>2 143</b>
Establishments with an average of—						
1 to 4 employees .....	498	133	15	10	7	672
5 to 9 employees .....	808	773	151	7	51	411
10 to 19 employees .....	D	D	D	D	D	D
20 to 49 employees .....	D	D	D	D	—	D
50 to 99 employees .....	—	—	—	—	—	—
100 employees or more .....	—	—	—	—	—	—
<b>Jayuya</b>						
<b>Total</b> .....	<b>D</b>	<b>D</b>	<b>D</b>	<b>D</b>	<b>D</b>	<b>D</b>
Establishments with an average of—						
1 to 4 employees .....	D	D	D	D	D	D
5 to 9 employees .....	3 018	227	221	7	33	246
10 to 19 employees .....	—	—	—	—	—	—
20 to 49 employees .....	—	—	—	—	—	—
50 to 99 employees .....	—	—	—	—	—	—
100 employees or more .....	D	D	D	D	D	D
<b>Juana Díaz</b>						
<b>Total</b> .....	<b>D</b>	<b>2 273</b>	<b>801</b>	<b>75</b>	<b>273</b>	<b>3 316</b>
Establishments with an average of—						
1 to 4 employees .....	D	D	D	D	D	D
5 to 9 employees .....	D	D	D	D	D	D
10 to 19 employees .....	D	802	397	14	101	2 459
20 to 49 employees .....	D	D	D	D	D	D
50 to 99 employees .....	—	—	—	—	—	—
100 employees or more .....	—	—	—	—	—	—

**Table 3. Selected Statistics for Establishments by Municipios and Employment Size: 1997—Con.**

[Detail may not add to total because of rounding. For meaning of abbreviations and symbols, see introductory text. For explanation of terms, see Appendix A]

Employment size of establishment and geographic area	Value added+++ (\$1,000)	Payments for materials, components, supplies, electricity, and fuels (\$1,000)	Payments for construction work subcontracted to others (\$1,000)	Rental payments for machinery, equipment, and structures (\$1,000)	Capital expenditures, other than land (\$1,000)	End-of-year gross book value of depreciable assets (\$1,000)
<b>Juncos</b>						
<b>Total</b> .....	<b>5 435</b>	<b>6 279</b>	<b>2 076</b>	<b>311</b>	<b>348</b>	<b>2 002</b>
Establishments with an average of—						
1 to 4 employees .....	314	202	49	14	37	137
5 to 9 employees .....	—	—	—	—	—	—
10 to 19 employees .....	D	D	D	D	D	D
20 to 49 employees .....	D	D	D	D	D	D
50 to 99 employees .....	D	D	D	D	D	D
100 employees or more .....	D	D	D	D	D	D
<b>Lajas</b>						
<b>Total</b> .....	<b>14 042</b>	<b>8 036</b>	<b>9 928</b>	<b>251</b>	<b>209</b>	<b>3 603</b>
Establishments with an average of—						
1 to 4 employees .....	94	75	37	2	7	45
5 to 9 employees .....	D	D	D	D	D	D
10 to 19 employees .....	D	D	D	D	D	D
20 to 49 employees .....	D	D	D	D	D	D
50 to 99 employees .....	—	—	—	—	—	—
100 employees or more .....	D	D	D	D	D	D
<b>Lares</b>						
<b>Total</b> .....	<b>D</b>	<b>1 067</b>	<b>209</b>	<b>23</b>	<b>464</b>	<b>5 762</b>
Establishments with an average of—						
1 to 4 employees .....	178	218	43	5	16	123
5 to 9 employees .....	D	D	—	—	D	D
10 to 19 employees .....	D	D	D	D	D	D
20 to 49 employees .....	D	D	—	—	D	D
50 to 99 employees .....	—	—	—	—	—	—
100 employees or more .....	—	—	—	—	—	—
<b>Las Marías</b>						
<b>Total</b> .....	<b>1 829</b>	<b>1 315</b>	<b>413</b>	<b>15</b>	<b>107</b>	<b>665</b>
Establishments with an average of—						
1 to 4 employees .....	D	D	D	D	D	D
5 to 9 employees .....	D	D	D	D	D	D
10 to 19 employees .....	—	—	—	—	—	—
20 to 49 employees .....	D	D	D	—	D	D
50 to 99 employees .....	—	—	—	—	—	—
100 employees or more .....	—	—	—	—	—	—
<b>Las Piedras</b>						
<b>Total</b> .....	<b>D</b>	<b>28 867</b>	<b>21 831</b>	<b>16 099</b>	<b>331</b>	<b>3 692</b>
Establishments with an average of—						
1 to 4 employees .....	D	D	D	D	D	D
5 to 9 employees .....	756	377	102	4	8	258
10 to 19 employees .....	D	D	D	D	D	D
20 to 49 employees .....	D	2 492	182	48	108	1 623
50 to 99 employees .....	D	D	D	D	D	D
100 employees or more .....	D	D	D	D	D	D
<b>Loiza</b>						
<b>Total</b> .....	<b>D</b>	<b>D</b>	<b>D</b>	<b>D</b>	<b>D</b>	<b>D</b>
Establishments with an average of—						
1 to 4 employees .....	D	D	D	—	D	D
5 to 9 employees .....	—	—	—	—	—	—
10 to 19 employees .....	D	D	D	D	D	D
20 to 49 employees .....	D	D	D	D	D	D
50 to 99 employees .....	—	—	—	—	—	—
100 employees or more .....	—	—	—	—	—	—
<b>Luquillo</b>						
<b>Total</b> .....	<b>D</b>	<b>526</b>	<b>529</b>	<b>17</b>	<b>75</b>	<b>415</b>
Establishments with an average of—						
1 to 4 employees .....	D	D	—	D	D	D
5 to 9 employees .....	D	D	—	D	D	D
10 to 19 employees .....	D	D	D	D	D	D
20 to 49 employees .....	—	—	—	—	—	—
50 to 99 employees .....	—	—	—	—	—	—
100 employees or more .....	—	—	—	—	—	—
<b>Manatí</b>						
<b>Total</b> .....	<b>D</b>	<b>3 467</b>	<b>1 310</b>	<b>156</b>	<b>471</b>	<b>3 355</b>
Establishments with an average of—						
1 to 4 employees .....	935	202	33	4	4	260
5 to 9 employees .....	D	D	D	D	D	D
10 to 19 employees .....	575	859	177	6	77	335
20 to 49 employees .....	D	D	D	D	D	D
50 to 99 employees .....	—	—	—	—	—	—
100 employees or more .....	D	D	D	D	D	D

**Table 3. Selected Statistics for Establishments by Municipios and Employment Size: 1997—Con.**

[Detail may not add to total because of rounding. For meaning of abbreviations and symbols, see introductory text. For explanation of terms, see Appendix A]

Employment size of establishment and geographic area	Value added++ (\$1,000)	Payments for materials, components, supplies, electricity, and fuels (\$1,000)	Payments for construction work subcontracted to others (\$1,000)	Rental payments for machinery, equipment, and structures (\$1,000)	Capital expenditures, other than land (\$1,000)	End-of-year gross book value of depreciable assets (\$1,000)
<b>Maricao</b>						
<b>Total</b> .....	<b>243</b>	<b>193</b>	<b>126</b>	<b>17</b>	<b>192</b>	<b>358</b>
Establishments with an average of—						
1 to 4 employees .....	D	D	—	D	D	D
5 to 9 employees .....	D	D	D	D	D	D
10 to 19 employees .....	—	—	—	—	—	—
20 to 49 employees .....	—	—	—	—	—	—
50 to 99 employees .....	—	—	—	—	—	—
100 employees or more .....	—	—	—	—	—	—
<b>Maunabo</b>						
<b>Total</b> .....	<b>D</b>	<b>D</b>	<b>D</b>	<b>—</b>	<b>—</b>	<b>D</b>
Establishments with an average of—						
1 to 4 employees .....	D	D	D	—	—	D
5 to 9 employees .....	D	D	D	—	—	—
10 to 19 employees .....	—	—	—	—	—	—
20 to 49 employees .....	—	—	—	—	—	—
50 to 99 employees .....	—	—	—	—	—	—
100 employees or more .....	—	—	—	—	—	—
<b>Mayagüez</b>						
<b>Total</b> .....	<b>67 833</b>	<b>41 497</b>	<b>30 363</b>	<b>1 504</b>	<b>3 867</b>	<b>19 561</b>
Establishments with an average of—						
1 to 4 employees .....	805	431	208	12	63	468
5 to 9 employees .....	4 678	1 310	3 783	49	131	649
10 to 19 employees .....	D	2 387	687	101	205	1 117
20 to 49 employees .....	D	7 917	5 544	253	788	4 437
50 to 99 employees .....	D	8 042	6 799	80	383	2 984
100 employees or more .....	32 491	21 410	13 342	1 009	2 297	9 906
<b>Moca</b>						
<b>Total</b> .....	<b>D</b>	<b>4 841</b>	<b>2 723</b>	<b>134</b>	<b>776</b>	<b>5 189</b>
Establishments with an average of—						
1 to 4 employees .....	982	1 069	119	19	62	497
5 to 9 employees .....	1 194	887	193	37	93	327
10 to 19 employees .....	D	D	D	D	D	D
20 to 49 employees .....	D	D	D	—	—	D
50 to 99 employees .....	D	D	D	D	D	D
100 employees or more .....	D	D	D	—	D	D
<b>Morovis</b>						
<b>Total</b> .....	<b>8 622</b>	<b>1 348</b>	<b>516</b>	<b>89</b>	<b>488</b>	<b>1 725</b>
Establishments with an average of—						
1 to 4 employees .....	207	381	34	39	32	151
5 to 9 employees .....	D	D	D	D	D	D
10 to 19 employees .....	D	D	D	—	—	D
20 to 49 employees .....	—	—	—	—	—	—
50 to 99 employees .....	D	D	D	—	—	D
100 employees or more .....	—	—	—	—	—	—
<b>Naguabo</b>						
<b>Total</b> .....	<b>12 017</b>	<b>7 994</b>	<b>2 254</b>	<b>108</b>	<b>2 798</b>	<b>8 376</b>
Establishments with an average of—						
1 to 4 employees .....	D	D	D	—	D	D
5 to 9 employees .....	575	614	111	12	44	270
10 to 19 employees .....	D	D	D	D	D	D
20 to 49 employees .....	5 468	2 678	345	29	2 391	6 543
50 to 99 employees .....	D	D	—	—	—	D
100 employees or more .....	D	D	D	D	D	D
<b>Naranjito</b>						
<b>Total</b> .....	<b>D</b>	<b>10 746</b>	<b>2 744</b>	<b>469</b>	<b>980</b>	<b>6 898</b>
Establishments with an average of—						
1 to 4 employees .....	742	316	54	3	13	289
5 to 9 employees .....	382	254	117	9	16	157
10 to 19 employees .....	D	D	D	D	D	D
20 to 49 employees .....	3 157	5 538	1 160	102	164	3 225
50 to 99 employees .....	D	D	—	—	D	D
100 employees or more .....	D	D	D	D	D	D
<b>Orocovis</b>						
<b>Total</b> .....	<b>3 124</b>	<b>876</b>	<b>147</b>	<b>166</b>	<b>34</b>	<b>587</b>
Establishments with an average of—						
1 to 4 employees .....	287	234	49	49	27	124
5 to 9 employees .....	D	D	D	D	D	D
10 to 19 employees .....	D	D	D	—	—	D
20 to 49 employees .....	D	D	—	D	—	D
50 to 99 employees .....	—	—	—	—	—	—
100 employees or more .....	—	—	—	—	—	—

**Table 3. Selected Statistics for Establishments by Municipios and Employment Size: 1997—Con.**

[Detail may not add to total because of rounding. For meaning of abbreviations and symbols, see introductory text. For explanation of terms, see Appendix A]

Employment size of establishment and geographic area	Value added++ (\$1,000)	Payments for materials, components, supplies, electricity, and fuels (\$1,000)	Payments for construction work subcontracted to others (\$1,000)	Rental payments for machinery, equipment, and structures (\$1,000)	Capital expenditures, other than land (\$1,000)	End-of-year gross book value of depreciable assets (\$1,000)
<b>Patillas</b>						
<b>Total</b> .....	<b>2 443</b>	<b>1 585</b>	<b>928</b>	<b>74</b>	<b>214</b>	<b>1 361</b>
Establishments with an average of—						
1 to 4 employees .....	134	163	73	4	3	32
5 to 9 employees .....	D	D	—	D	D	D
10 to 19 employees .....	—	—	—	—	—	—
20 to 49 employees .....	D	D	D	D	D	D
50 to 99 employees .....	—	—	—	—	—	—
100 employees or more .....	—	—	—	—	—	—
<b>Peñuelas</b>						
<b>Total</b> .....	<b>D</b>	<b>7 220</b>	<b>3 872</b>	<b>234</b>	<b>620</b>	<b>3 930</b>
Establishments with an average of—						
1 to 4 employees .....	D	D	D	—	D	D
5 to 9 employees .....	D	D	D	—	D	D
10 to 19 employees .....	D	D	D	—	D	D
20 to 49 employees .....	D	1 424	468	22	223	922
50 to 99 employees .....	—	—	—	—	—	—
100 employees or more .....	D	D	D	D	D	D
<b>Ponce</b>						
<b>Total</b> .....	<b>133 932</b>	<b>76 691</b>	<b>22 911</b>	<b>3 432</b>	<b>3 849</b>	<b>30 218</b>
Establishments with an average of—						
1 to 4 employees .....	D	D	D	D	D	D
5 to 9 employees .....	D	3 140	1 055	146	158	1 593
10 to 19 employees .....	D	D	D	D	D	D
20 to 49 employees .....	17 417	14 538	5 891	410	789	5 078
50 to 99 employees .....	D	D	D	D	D	D
100 employees or more .....	D	D	D	D	D	D
<b>Quebradillas</b>						
<b>Total</b> .....	<b>3 676</b>	<b>3 247</b>	<b>1 175</b>	<b>22</b>	<b>70</b>	<b>2 090</b>
Establishments with an average of—						
1 to 4 employees .....	131	89	36	4	4	59
5 to 9 employees .....	D	D	D	D	D	D
10 to 19 employees .....	D	D	D	—	D	D
20 to 49 employees .....	D	D	D	D	D	D
50 to 99 employees .....	D	D	D	—	—	D
100 employees or more .....	—	—	—	—	—	—
<b>Rincón</b>						
<b>Total</b> .....	<b>D</b>	<b>639</b>	<b>860</b>	<b>57</b>	<b>64</b>	<b>295</b>
Establishments with an average of—						
1 to 4 employees .....	D	D	D	D	D	D
5 to 9 employees .....	D	D	D	D	D	D
10 to 19 employees .....	—	—	—	—	—	—
20 to 49 employees .....	—	—	—	—	—	—
50 to 99 employees .....	—	—	—	—	—	—
100 employees or more .....	—	—	—	—	—	—
<b>Río Grande</b>						
<b>Total</b> .....	<b>D</b>	<b>746</b>	<b>350</b>	<b>29</b>	<b>42</b>	<b>596</b>
Establishments with an average of—						
1 to 4 employees .....	522	189	166	3	24	187
5 to 9 employees .....	D	557	184	26	18	409
10 to 19 employees .....	—	—	—	—	—	—
20 to 49 employees .....	—	—	—	—	—	—
50 to 99 employees .....	—	—	—	—	—	—
100 employees or more .....	—	—	—	—	—	—
<b>Sabana Grande</b>						
<b>Total</b> .....	<b>2 482</b>	<b>1 968</b>	<b>925</b>	<b>43</b>	<b>113</b>	<b>1 528</b>
Establishments with an average of—						
1 to 4 employees .....	D	D	D	—	D	D
5 to 9 employees .....	D	D	D	D	D	D
10 to 19 employees .....	1 506	1 107	352	15	96	658
20 to 49 employees .....	D	D	D	D	D	D
50 to 99 employees .....	—	—	—	—	—	—
100 employees or more .....	—	—	—	—	—	—
<b>Salinas</b>						
<b>Total</b> .....	<b>D</b>	<b>D</b>	<b>D</b>	<b>—</b>	<b>D</b>	<b>D</b>
Establishments with an average of—						
1 to 4 employees .....	D	D	D	—	D	D
5 to 9 employees .....	D	D	—	—	—	D
10 to 19 employees .....	D	D	D	—	—	D
20 to 49 employees .....	—	—	—	—	—	—
50 to 99 employees .....	—	—	—	—	—	—
100 employees or more .....	—	—	—	—	—	—

**Table 3. Selected Statistics for Establishments by Municipios and Employment Size: 1997—Con.**

[Detail may not add to total because of rounding. For meaning of abbreviations and symbols, see introductory text. For explanation of terms, see Appendix A]

Employment size of establishment and geographic area	Value added++ (\$1,000)	Payments for materials, components, supplies, electricity, and fuels (\$1,000)	Payments for construction work subcontracted to others (\$1,000)	Rental payments for machinery, equipment, and structures (\$1,000)	Capital expenditures, other than land (\$1,000)	End-of-year gross book value of depreciable assets (\$1,000)
<b>San Germán</b>						
<b>Total</b> .....	<b>8 433</b>	<b>4 879</b>	<b>2 030</b>	<b>221</b>	<b>243</b>	<b>3 198</b>
Establishments with an average of—						
1 to 4 employees .....	D	D	D	D	D	D
5 to 9 employees .....	426	273	129	3	24	169
10 to 19 employees .....	D	D	D	D	D	D
20 to 49 employees .....	D	D	D	D	D	D
50 to 99 employees .....	D	D	D	D	D	D
100 employees or more .....	D	D	D	D	D	D
<b>San Juan</b>						
<b>Total</b> .....	<b>807 288</b>	<b>414 546</b>	<b>298 877</b>	<b>15 149</b>	<b>42 441</b>	<b>261 684</b>
Establishments with an average of—						
1 to 4 employees .....	D	12 861	9 629	1 086	5 959	17 068
5 to 9 employees .....	40 744	19 104	21 911	535	1 571	12 686
10 to 19 employees .....	44 673	21 847	15 528	1 247	1 787	15 657
20 to 49 employees .....	129 747	71 277	51 077	2 634	9 924	56 696
50 to 99 employees .....	D	82 424	53 645	3 179	6 281	41 779
100 employees or more .....	440 506	207 033	147 087	6 468	16 919	117 798
<b>San Lorenzo</b>						
<b>Total</b> .....	<b>7 349</b>	<b>6 346</b>	<b>1 452</b>	<b>189</b>	<b>1 238</b>	<b>4 164</b>
Establishments with an average of—						
1 to 4 employees .....	D	D	D	D	D	D
5 to 9 employees .....	D	D	D	—	—	—
10 to 19 employees .....	D	D	D	D	—	—
20 to 49 employees .....	4 510	2 331	1 260	7	826	3 347
50 to 99 employees .....	D	D	—	D	D	D
100 employees or more .....	—	—	—	—	—	—
<b>San Sebastián</b>						
<b>Total</b> .....	<b>D</b>	<b>3 338</b>	<b>1 260</b>	<b>73</b>	<b>237</b>	<b>1 933</b>
Establishments with an average of—						
1 to 4 employees .....	D	D	D	D	D	D
5 to 9 employees .....	D	D	D	D	D	D
10 to 19 employees .....	871	394	129	40	11	137
20 to 49 employees .....	1 419	887	516	24	74	672
50 to 99 employees .....	D	D	D	—	D	D
100 employees or more .....	—	—	—	—	—	—
<b>Santa Isabel</b>						
<b>Total</b> .....	<b>D</b>	<b>6 414</b>	<b>1 674</b>	<b>435</b>	<b>1 516</b>	<b>5 701</b>
Establishments with an average of—						
1 to 4 employees .....	D	D	D	D	D	—
5 to 9 employees .....	D	D	D	D	—	—
10 to 19 employees .....	—	—	—	—	—	—
20 to 49 employees .....	—	—	—	—	—	—
50 to 99 employees .....	D	D	D	D	D	D
100 employees or more .....	D	D	D	—	D	D
<b>Toa Alta</b>						
<b>Total</b> .....	<b>1 197</b>	<b>925</b>	<b>340</b>	<b>9</b>	<b>250</b>	<b>825</b>
Establishments with an average of—						
1 to 4 employees .....	D	D	D	D	D	D
5 to 9 employees .....	652	388	156	5	8	152
10 to 19 employees .....	D	D	D	—	D	D
20 to 49 employees .....	—	—	—	—	—	—
50 to 99 employees .....	—	—	—	—	—	—
100 employees or more .....	—	—	—	—	—	—
<b>Toa Baja</b>						
<b>Total</b> .....	<b>D</b>	<b>38 362</b>	<b>17 515</b>	<b>476</b>	<b>1 864</b>	<b>18 350</b>
Establishments with an average of—						
1 to 4 employees .....	D	D	D	D	D	D
5 to 9 employees .....	D	D	D	D	D	D
10 to 19 employees .....	6 540	4 403	1 422	107	302	1 259
20 to 49 employees .....	4 529	3 320	1 292	129	98	2 143
50 to 99 employees .....	D	D	D	D	D	D
100 employees or more .....	D	D	D	—	D	D
<b>Trujillo Alto</b>						
<b>Total</b> .....	<b>D</b>	<b>48 527</b>	<b>22 314</b>	<b>3 893</b>	<b>1 400</b>	<b>19 778</b>
Establishments with an average of—						
1 to 4 employees .....	548	405	422	2	97	479
5 to 9 employees .....	1 201	732	202	7	181	466
10 to 19 employees .....	1 650	1 159	573	74	44	596
20 to 49 employees .....	D	4 277	616	144	369	2 747
50 to 99 employees .....	9 018	5 094	3 172	485	630	2 671
100 employees or more .....	D	36 860	17 329	3 181	79	12 819

**Table 3. Selected Statistics for Establishments by Municipios and Employment Size: 1997—Con.**

[Detail may not add to total because of rounding. For meaning of abbreviations and symbols, see introductory text. For explanation of terms, see Appendix A]

Employment size of establishment and geographic area	Value added++ (\$1,000)	Payments for materials, components, supplies, electricity, and fuels (\$1,000)	Payments for construction work subcontracted to others (\$1,000)	Rental payments for machinery, equipment, and structures (\$1,000)	Capital expenditures, other than land (\$1,000)	End-of-year gross book value of depreciable assets (\$1,000)
<b>Utua</b>						
<b>Total</b> .....	<b>274</b>	<b>217</b>	<b>59</b>	<b>1</b>	<b>61</b>	<b>385</b>
Establishments with an average of—						
1 to 4 employees .....	D	D	D	D	D	D
5 to 9 employees .....	D	D	D	D	D	D
10 to 19 employees .....	D	D	D	D	D	D
20 to 49 employees .....	—	—	—	—	—	—
50 to 99 employees .....	—	—	—	—	—	—
100 employees or more .....	—	—	—	—	—	—
<b>Vega Alta</b>						
<b>Total</b> .....	<b>D</b>	<b>3 920</b>	<b>2 125</b>	<b>529</b>	<b>414</b>	<b>3 198</b>
Establishments with an average of—						
1 to 4 employees .....	D	D	D	D	D	D
5 to 9 employees .....	713	464	472	51	63	456
10 to 19 employees .....	D	D	—	—	D	D
20 to 49 employees .....	—	—	—	—	—	—
50 to 99 employees .....	D	D	D	D	D	D
100 employees or more .....	D	D	D	D	D	D
<b>Vega Baja</b>						
<b>Total</b> .....	<b>D</b>	<b>9 305</b>	<b>9 116</b>	<b>992</b>	<b>926</b>	<b>5 037</b>
Establishments with an average of—						
1 to 4 employees .....	D	D	D	D	D	D
5 to 9 employees .....	821	559	465	5	32	340
10 to 19 employees .....	911	656	283	24	48	430
20 to 49 employees .....	10 215	2 022	865	64	281	2 496
50 to 99 employees .....	D	D	D	—	D	D
100 employees or more .....	D	D	D	D	D	D
<b>Vieques</b>						
<b>Total</b> .....	<b>D</b>	<b>D</b>	<b>D</b>	<b>—</b>	<b>D</b>	<b>D</b>
Establishments with an average of—						
1 to 4 employees .....	—	—	—	—	—	—
5 to 9 employees .....	D	D	—	—	D	D
10 to 19 employees .....	—	—	—	—	—	—
20 to 49 employees .....	D	D	D	—	D	D
50 to 99 employees .....	—	—	—	—	—	—
100 employees or more .....	—	—	—	—	—	—
<b>Villalba</b>						
<b>Total</b> .....	<b>D</b>	<b>D</b>	<b>D</b>	<b>D</b>	<b>D</b>	<b>D</b>
Establishments with an average of—						
1 to 4 employees .....	D	D	D	D	D	D
5 to 9 employees .....	D	D	D	D	D	D
10 to 19 employees .....	D	D	D	D	D	D
20 to 49 employees .....	D	D	D	D	D	D
50 to 99 employees .....	—	—	—	—	—	—
100 employees or more .....	—	—	—	—	—	—
<b>Yabucoa</b>						
<b>Total</b> .....	<b>3 657</b>	<b>3 506</b>	<b>1 684</b>	<b>17</b>	<b>308</b>	<b>948</b>
Establishments with an average of—						
1 to 4 employees .....	D	D	D	D	D	D
5 to 9 employees .....	D	D	D	D	D	D
10 to 19 employees .....	—	—	—	—	—	—
20 to 49 employees .....	—	—	—	—	—	—
50 to 99 employees .....	—	—	—	—	—	—
100 employees or more .....	D	D	D	—	D	D
<b>Yauco</b>						
<b>Total</b> .....	<b>6 212</b>	<b>2 598</b>	<b>1 935</b>	<b>35</b>	<b>122</b>	<b>1 819</b>
Establishments with an average of—						
1 to 4 employees .....	D	D	D	D	D	D
5 to 9 employees .....	936	374	—	6	5	331
10 to 19 employees .....	D	D	—	—	D	D
20 to 49 employees .....	D	D	D	D	D	D
50 to 99 employees .....	D	D	D	—	—	D
100 employees or more .....	—	—	—	—	—	—

**Table 4. Basic Statistics for Establishments by Municipio and Industry: 1997**

[Detail may not add to total because of rounding. For meaning of abbreviations and symbols, see introductory text. For explanation of terms, see Appendix A]

SIC code	Geographic area and industry	Establishments (number)	All employees+ (number)	Payroll, all employees (\$1,000)	Value of construction work (\$1,000)	Value added++ (\$1,000)
<b>Puerto Rico</b> .....		<b>1 957</b>	<b>57 123</b>	<b>697 211</b>	<b>3 965 294</b>	<b>2 106 326</b>
1521	Single-family housing construction .....	381	6 740	70 208	536 793	279 783
1522	Residential construction, nec .....	61	4 472	47 341	286 836	125 730
1531	Operative builders .....	59	1 704	23 830	215 358	149 679
1541	Industrial building & warehouses .....	96	5 015	68 789	289 628	148 783
1542	Nonresidential construction, nec .....	201	9 529	113 969	670 139	351 129
1611	Highway & street construction, excluding elevated highways .....	95	i	D	D	D
1622	Bridge, tunnel, & elevated highway construction .....	12	f	D	D	D
1623	Water, sewer, pipeline, & communications & power lines .....	45	2 105	27 568	180 075	100 993
1629	Heavy construction, nec .....	43	2 278	35 760	163 278	100 314
1711	Plumbing, heating, & air-conditioning .....	163	3 145	37 709	188 647	100 695
1721	Painting & paper hanging .....	64	651	6 182	23 174	11 454
1731	Electrical work .....	240	5 779	72 947	314 384	168 631
1741	Masonry, stone setting, & other stonework .....	16	289	3 398	15 257	D
1742	Plastering, drywall, acoustical, & insulation work .....	44	1 776	20 009	77 272	D
1743	Terrazzo, tile, marble, & mosaic work .....	8	107	1 202	5 281	D
1751	Carpentry work .....	29	201	1 457	5 964	D
1752	Floor laying & other floor work, nec .....	17	138	1 422	9 762	D
1761	Roofing, siding, & sheet metal work .....	66	840	7 718	43 102	24 657
1771	Concrete work .....	51	1 863	21 197	72 528	D
1781	Water well drilling .....	3	22	359	1 375	D
1791	Structural steel erection .....	37	843	10 822	60 201	D
1793	Glass & glazing work .....	11	78	629	4 021	D
1794	Excavation work .....	16	525	5 867	32 060	D
1795	Wrecking & demolition work .....	7	71	960	6 183	4 110
1796	Installation or erection of building equipment, nec .....	33	738	9 923	49 423	D
1799	Special trade contractors, nec .....	75	572	5 800	27 483	13 932
6552	Subdividers and developers nec (ex cemeteries) .....	84	817	9 476	113 946	D
<b>Adjuntas, PR</b> .....		<b>5</b>	<b>88</b>	<b>632</b>	<b>2 746</b>	<b>1 669</b>
1521	Single-family housing construction .....	3	a	D	D	D
1522	Residential construction, nec .....	—	—	—	—	—
1531	Operative builders .....	—	—	—	—	—
1541	Industrial building & warehouses .....	—	—	—	—	—
1542	Nonresidential construction, nec .....	—	—	—	—	—
1611	Highway & street construction, excluding elevated highways .....	—	—	—	—	—
1622	Bridge, tunnel, & elevated highway construction .....	—	—	—	—	—
1623	Water, sewer, pipeline, & communications & power lines .....	1	a	D	D	D
1629	Heavy construction, nec .....	—	—	—	—	—
1711	Plumbing, heating, & air-conditioning .....	—	—	—	—	—
1721	Painting & paper hanging .....	—	—	—	—	—
1731	Electrical work .....	—	—	—	—	—
1741	Masonry, stone setting, & other stonework .....	—	—	—	—	—
1742	Plastering, drywall, acoustical, & insulation work .....	—	—	—	—	—
1743	Terrazzo, tile, marble, & mosaic work .....	—	—	—	—	—
1751	Carpentry work .....	1	b	D	D	D
1752	Floor laying & other floor work, nec .....	—	—	—	—	—
1761	Roofing, siding, & sheet metal work .....	—	—	—	—	—
1771	Concrete work .....	—	—	—	—	—
1781	Water well drilling .....	—	—	—	—	—
1791	Structural steel erection .....	—	—	—	—	—
1793	Glass & glazing work .....	—	—	—	—	—
1794	Excavation work .....	—	—	—	—	—
1795	Wrecking & demolition work .....	—	—	—	—	—
1796	Installation or erection of building equipment, nec .....	—	—	—	—	—
1799	Special trade contractors, nec .....	—	—	—	—	—
6552	Subdividers and developers nec (ex cemeteries) .....	—	—	—	—	—
<b>Aguada, PR</b> .....		<b>29</b>	<b>426</b>	<b>3 542</b>	<b>21 161</b>	<b>D</b>
1521	Single-family housing construction .....	14	281	2 524	15 768	6 398
1522	Residential construction, nec .....	1	b	D	D	D
1531	Operative builders .....	1	a	D	D	D
1541	Industrial building & warehouses .....	—	—	—	—	—
1542	Nonresidential construction, nec .....	—	—	—	—	—
1611	Highway & street construction, excluding elevated highways .....	1	a	D	D	D
1622	Bridge, tunnel, & elevated highway construction .....	—	—	—	—	—
1623	Water, sewer, pipeline, & communications & power lines .....	—	—	—	—	—
1629	Heavy construction, nec .....	—	—	—	—	—
1711	Plumbing, heating, & air-conditioning .....	—	—	—	—	—
1721	Painting & paper hanging .....	1	a	D	D	D
1731	Electrical work .....	3	b	D	D	D
1741	Masonry, stone setting, & other stonework .....	—	—	—	—	—
1742	Plastering, drywall, acoustical, & insulation work .....	1	b	D	D	D
1743	Terrazzo, tile, marble, & mosaic work .....	2	a	D	D	D
1751	Carpentry work .....	1	a	D	D	D
1752	Floor laying & other floor work, nec .....	—	—	—	—	—
1761	Roofing, siding, & sheet metal work .....	1	a	D	D	D
1771	Concrete work .....	1	a	D	D	D
1781	Water well drilling .....	—	—	—	—	—
1791	Structural steel erection .....	—	—	—	—	—
1793	Glass & glazing work .....	—	—	—	—	—
1794	Excavation work .....	—	—	—	—	—
1795	Wrecking & demolition work .....	—	—	—	—	—
1796	Installation or erection of building equipment, nec .....	—	—	—	—	—
1799	Special trade contractors, nec .....	2	a	D	D	D
6552	Subdividers and developers nec (ex cemeteries) .....	—	—	—	—	—

**Table 4. Basic Statistics for Establishments by Municipio and Industry: 1997—Con.**

[Detail may not add to total because of rounding. For meaning of abbreviations and symbols, see introductory text. For explanation of terms, see Appendix A]

SIC code	Geographic area and industry	Establishments (number)	All employees+ (number)	Payroll, all employees (\$1,000)	Value of construction work (\$1,000)	Value added++ (\$1,000)
	<b>Aguadilla, PR</b>	<b>21</b>	<b>289</b>	<b>5 194</b>	<b>19 487</b>	<b>D</b>
1521	Single-family housing construction	7	144	3 952	8 802	6 458
1522	Residential construction, nec	—	—	—	—	—
1531	Operative builders	1	a	D	D	D
1541	Industrial building & warehouses	1	b	D	D	D
1542	Nonresidential construction, nec	—	—	—	—	—
1611	Highway & street construction, excluding elevated highways	1	a	D	D	D
1622	Bridge, tunnel, & elevated highway construction	—	—	—	—	—
1623	Water, sewer, pipeline, & communications & power lines	1	a	D	D	D
1629	Heavy construction, nec	—	—	—	—	—
1711	Plumbing, heating, & air-conditioning	1	a	D	D	D
1721	Painting & paper hanging	1	a	D	D	D
1731	Electrical work	4	b	D	D	D
1741	Masonry, stone setting, & other stonework	1	a	D	D	D
1742	Plastering, drywall, acoustical, & insulation work	—	—	—	—	—
1743	Terrazzo, tile, marble, & mosaic work	—	—	—	—	—
1751	Carpentry work	—	—	—	—	—
1752	Floor laying & other floor work, nec	—	—	—	—	—
1761	Roofing, siding, & sheet metal work	1	a	D	D	D
1771	Concrete work	—	—	—	—	—
1781	Water well drilling	—	—	—	—	—
1791	Structural steel erection	—	—	—	—	—
1793	Glass & glazing work	—	—	—	—	—
1794	Excavation work	—	—	—	—	—
1795	Wrecking & demolition work	—	—	—	—	—
1796	Installation or erection of building equipment, nec	—	—	—	—	—
1799	Special trade contractors, nec	1	a	D	D	D
6552	Subdividers and developers nec (ex cemeteries)	1	a	D	D	D
	<b>Aguas Buenas, PR</b>	<b>7</b>	<b>56</b>	<b>753</b>	<b>3 925</b>	<b>D</b>
1521	Single-family housing construction	1	a	D	D	D
1522	Residential construction, nec	—	—	—	—	—
1531	Operative builders	—	—	—	—	—
1541	Industrial building & warehouses	—	—	—	—	—
1542	Nonresidential construction, nec	1	a	D	D	D
1611	Highway & street construction, excluding elevated highways	—	—	—	—	—
1622	Bridge, tunnel, & elevated highway construction	—	—	—	—	—
1623	Water, sewer, pipeline, & communications & power lines	1	a	D	D	D
1629	Heavy construction, nec	1	a	D	D	D
1711	Plumbing, heating, & air-conditioning	1	a	D	D	D
1721	Painting & paper hanging	—	—	—	—	—
1731	Electrical work	1	b	D	D	D
1741	Masonry, stone setting, & other stonework	—	—	—	—	—
1742	Plastering, drywall, acoustical, & insulation work	—	—	—	—	—
1743	Terrazzo, tile, marble, & mosaic work	—	—	—	—	—
1751	Carpentry work	1	a	D	D	D
1752	Floor laying & other floor work, nec	—	—	—	—	—
1761	Roofing, siding, & sheet metal work	—	—	—	—	—
1771	Concrete work	—	—	—	—	—
1781	Water well drilling	—	—	—	—	—
1791	Structural steel erection	—	—	—	—	—
1793	Glass & glazing work	—	—	—	—	—
1794	Excavation work	—	—	—	—	—
1795	Wrecking & demolition work	—	—	—	—	—
1796	Installation or erection of building equipment, nec	—	—	—	—	—
1799	Special trade contractors, nec	—	—	—	—	—
6552	Subdividers and developers nec (ex cemeteries)	—	—	—	—	—
	<b>Aibonito, PR</b>	<b>8</b>	<b>102</b>	<b>963</b>	<b>4 974</b>	<b>2 204</b>
1521	Single-family housing construction	2	a	D	D	D
1522	Residential construction, nec	1	a	D	D	D
1531	Operative builders	—	—	—	—	—
1541	Industrial building & warehouses	—	—	—	—	—
1542	Nonresidential construction, nec	2	b	D	D	D
1611	Highway & street construction, excluding elevated highways	—	—	—	—	—
1622	Bridge, tunnel, & elevated highway construction	—	—	—	—	—
1623	Water, sewer, pipeline, & communications & power lines	—	—	—	—	—
1629	Heavy construction, nec	—	—	—	—	—
1711	Plumbing, heating, & air-conditioning	1	a	D	D	D
1721	Painting & paper hanging	—	—	—	—	—
1731	Electrical work	2	a	D	D	D
1741	Masonry, stone setting, & other stonework	—	—	—	—	—
1742	Plastering, drywall, acoustical, & insulation work	—	—	—	—	—
1743	Terrazzo, tile, marble, & mosaic work	—	—	—	—	—
1751	Carpentry work	—	—	—	—	—
1752	Floor laying & other floor work, nec	—	—	—	—	—
1761	Roofing, siding, & sheet metal work	—	—	—	—	—
1771	Concrete work	—	—	—	—	—
1781	Water well drilling	—	—	—	—	—
1791	Structural steel erection	—	—	—	—	—
1793	Glass & glazing work	—	—	—	—	—
1794	Excavation work	—	—	—	—	—
1795	Wrecking & demolition work	—	—	—	—	—
1796	Installation or erection of building equipment, nec	—	—	—	—	—
1799	Special trade contractors, nec	—	—	—	—	—
6552	Subdividers and developers nec (ex cemeteries)	—	—	—	—	—



**Table 4. Basic Statistics for Establishments by Municipio and Industry: 1997—Con.**

[Detail may not add to total because of rounding. For meaning of abbreviations and symbols, see introductory text. For explanation of terms, see Appendix A]

SIC code	Geographic area and industry	Establishments (number)	All employees+ (number)	Payroll, all employees (\$1,000)	Value of construction work (\$1,000)	Value added++ (\$1,000)
	<b>Añasco, PR</b>	<b>14</b>	<b>280</b>	<b>2 833</b>	<b>10 949</b>	<b>D</b>
1521	Single-family housing construction	5	54	596	1 617	975
1522	Residential construction, nec	—	—	—	—	—
1531	Operative builders	—	—	—	—	—
1541	Industrial building & warehouses	—	—	—	—	—
1542	Nonresidential construction, nec	2	b	D	D	D
1611	Highway & street construction, excluding elevated highways	5	92	743	3 781	1 938
1622	Bridge, tunnel, & elevated highway construction	—	—	—	—	—
1623	Water, sewer, pipeline, & communications & power lines	—	—	—	—	—
1629	Heavy construction, nec	—	—	—	—	—
1711	Plumbing, heating, & air-conditioning	—	—	—	—	—
1721	Painting & paper hanging	—	—	—	—	—
1731	Electrical work	—	—	—	—	—
1741	Masonry, stone setting, & other stonework	—	—	—	—	—
1742	Plastering, drywall, acoustical, & insulation work	1	b	D	D	D
1743	Terrazzo, tile, marble, & mosaic work	—	—	—	—	—
1751	Carpentry work	—	—	—	—	—
1752	Floor laying & other floor work, nec	—	—	—	—	—
1761	Roofing, siding, & sheet metal work	—	—	—	—	—
1771	Concrete work	—	—	—	—	—
1781	Water well drilling	—	—	—	—	—
1791	Structural steel erection	—	—	—	—	—
1793	Glass & glazing work	—	—	—	—	—
1794	Excavation work	—	—	—	—	—
1795	Wrecking & demolition work	—	—	—	—	—
1796	Installation or erection of building equipment, nec	—	—	—	—	—
1799	Special trade contractors, nec	—	—	—	—	—
6552	Subdividers and developers nec (ex cemeteries)	1	a	D	D	D
	<b>Arecibo, PR</b>	<b>28</b>	<b>303</b>	<b>4 050</b>	<b>35 308</b>	<b>27 089</b>
1521	Single-family housing construction	12	58	501	2 543	1 062
1522	Residential construction, nec	—	—	—	—	—
1531	Operative builders	—	—	—	—	—
1541	Industrial building & warehouses	1	b	D	D	D
1542	Nonresidential construction, nec	1	a	D	D	D
1611	Highway & street construction, excluding elevated highways	2	a	D	D	D
1622	Bridge, tunnel, & elevated highway construction	—	—	—	—	—
1623	Water, sewer, pipeline, & communications & power lines	1	c	D	D	D
1629	Heavy construction, nec	—	—	—	—	—
1711	Plumbing, heating, & air-conditioning	4	33	199	747	304
1721	Painting & paper hanging	1	a	D	D	D
1731	Electrical work	2	a	D	D	D
1741	Masonry, stone setting, & other stonework	—	—	—	—	—
1742	Plastering, drywall, acoustical, & insulation work	—	—	—	—	—
1743	Terrazzo, tile, marble, & mosaic work	—	—	—	—	—
1751	Carpentry work	1	a	D	D	D
1752	Floor laying & other floor work, nec	—	—	—	—	—
1761	Roofing, siding, & sheet metal work	—	—	—	—	—
1771	Concrete work	—	—	—	—	—
1781	Water well drilling	—	—	—	—	—
1791	Structural steel erection	1	a	D	D	D
1793	Glass & glazing work	1	a	D	D	D
1794	Excavation work	—	—	—	—	—
1795	Wrecking & demolition work	—	—	—	—	—
1796	Installation or erection of building equipment, nec	—	—	—	—	—
1799	Special trade contractors, nec	1	b	D	D	D
6552	Subdividers and developers nec (ex cemeteries)	—	—	—	—	—
	<b>Arroyo, PR</b>	<b>5</b>	<b>41</b>	<b>248</b>	<b>1 164</b>	<b>416</b>
1521	Single-family housing construction	—	—	—	—	—
1522	Residential construction, nec	—	—	—	—	—
1531	Operative builders	1	a	D	D	D
1541	Industrial building & warehouses	1	a	D	D	D
1542	Nonresidential construction, nec	1	b	D	D	D
1611	Highway & street construction, excluding elevated highways	—	—	—	—	—
1622	Bridge, tunnel, & elevated highway construction	—	—	—	—	—
1623	Water, sewer, pipeline, & communications & power lines	—	—	—	—	—
1629	Heavy construction, nec	—	—	—	—	—
1711	Plumbing, heating, & air-conditioning	—	—	—	—	—
1721	Painting & paper hanging	—	—	—	—	—
1731	Electrical work	—	—	—	—	—
1741	Masonry, stone setting, & other stonework	—	—	—	—	—
1742	Plastering, drywall, acoustical, & insulation work	—	—	—	—	—
1743	Terrazzo, tile, marble, & mosaic work	—	—	—	—	—
1751	Carpentry work	—	—	—	—	—
1752	Floor laying & other floor work, nec	—	—	—	—	—
1761	Roofing, siding, & sheet metal work	—	—	—	—	—
1771	Concrete work	—	—	—	—	—
1781	Water well drilling	—	—	—	—	—
1791	Structural steel erection	—	—	—	—	—
1793	Glass & glazing work	—	—	—	—	—
1794	Excavation work	1	a	D	D	D
1795	Wrecking & demolition work	—	—	—	—	—
1796	Installation or erection of building equipment, nec	—	—	—	—	—
1799	Special trade contractors, nec	1	a	D	D	D
6552	Subdividers and developers nec (ex cemeteries)	—	—	—	—	—

**Table 4. Basic Statistics for Establishments by Municipio and Industry: 1997—Con.**

[Detail may not add to total because of rounding. For meaning of abbreviations and symbols, see introductory text. For explanation of terms, see Appendix A]

SIC code	Geographic area and industry	Establishments (number)	All employees+ (number)	Payroll, all employees (\$1,000)	Value of construction work (\$1,000)	Value added++ (\$1,000)
	<b>Barceloneta, PR</b>	<b>16</b>	<b>498</b>	<b>6 049</b>	<b>20 298</b>	<b>D</b>
1521	Single-family housing construction	1	b	D	D	D
1522	Residential construction, nec	—	—	—	—	—
1531	Operative builders	—	—	—	—	—
1541	Industrial building & warehouses	5	106	1 313	4 756	2 668
1542	Nonresidential construction, nec	—	—	—	—	—
1611	Highway & street construction, excluding elevated highways	—	—	—	—	—
1622	Bridge, tunnel, & elevated highway construction	—	—	—	—	—
1623	Water, sewer, pipeline, & communications & power lines	—	—	—	—	—
1629	Heavy construction, nec	2	c	D	D	D
1711	Plumbing, heating, & air-conditioning	3	c	D	D	D
1721	Painting & paper hanging	—	—	—	—	—
1731	Electrical work	1	b	D	D	D
1741	Masonry, stone setting, & other stonework	—	—	—	—	—
1742	Plastering, drywall, acoustical, & insulation work	3	46	450	2 023	1 044
1743	Terrazzo, tile, marble, & mosaic work	—	—	—	—	—
1751	Carpentry work	—	—	—	—	—
1752	Floor laying & other floor work, nec	—	—	—	—	—
1761	Roofing, siding, & sheet metal work	—	—	—	—	—
1771	Concrete work	—	—	—	—	—
1781	Water well drilling	—	—	—	—	—
1791	Structural steel erection	—	—	—	—	—
1793	Glass & glazing work	—	—	—	—	—
1794	Excavation work	—	—	—	—	—
1795	Wrecking & demolition work	—	—	—	—	—
1796	Installation or erection of building equipment, nec	—	—	—	—	—
1799	Special trade contractors, nec	1	a	D	D	D
6552	Subdividers and developers nec (ex cemeteries)	—	—	—	—	—
	<b>Barranquitas, PR</b>	<b>27</b>	<b>e</b>	<b>D</b>	<b>D</b>	<b>D</b>
1521	Single-family housing construction	7	22	120	696	310
1522	Residential construction, nec	—	—	—	—	—
1531	Operative builders	1	a	D	D	D
1541	Industrial building & warehouses	2	a	D	D	D
1542	Nonresidential construction, nec	3	c	D	D	D
1611	Highway & street construction, excluding elevated highways	4	48	501	4 753	3 369
1622	Bridge, tunnel, & elevated highway construction	—	—	—	—	—
1623	Water, sewer, pipeline, & communications & power lines	—	—	—	—	—
1629	Heavy construction, nec	—	—	—	—	—
1711	Plumbing, heating, & air-conditioning	—	—	—	—	—
1721	Painting & paper hanging	—	—	—	—	—
1731	Electrical work	3	22	131	838	459
1741	Masonry, stone setting, & other stonework	1	a	D	D	D
1742	Plastering, drywall, acoustical, & insulation work	—	—	—	—	—
1743	Terrazzo, tile, marble, & mosaic work	—	—	—	—	—
1751	Carpentry work	2	a	D	D	D
1752	Floor laying & other floor work, nec	—	—	—	—	—
1761	Roofing, siding, & sheet metal work	—	—	—	—	—
1771	Concrete work	3	b	D	D	D
1781	Water well drilling	—	—	—	—	—
1791	Structural steel erection	—	—	—	—	—
1793	Glass & glazing work	—	—	—	—	—
1794	Excavation work	—	—	—	—	—
1795	Wrecking & demolition work	—	—	—	—	—
1796	Installation or erection of building equipment, nec	—	—	—	—	—
1799	Special trade contractors, nec	1	a	D	D	D
6552	Subdividers and developers nec (ex cemeteries)	—	—	—	—	—
	<b>Bayamón, PR</b>	<b>127</b>	<b>2 290</b>	<b>24 607</b>	<b>142 833</b>	<b>D</b>
1521	Single-family housing construction	13	184	1 548	11 340	3 760
1522	Residential construction, nec	2	b	D	D	D
1531	Operative builders	1	b	D	D	D
1541	Industrial building & warehouses	4	45	715	3 662	2 912
1542	Nonresidential construction, nec	13	169	1 578	12 732	7 130
1611	Highway & street construction, excluding elevated highways	2	b	D	D	D
1622	Bridge, tunnel, & elevated highway construction	1	c	D	D	D
1623	Water, sewer, pipeline, & communications & power lines	4	366	1 972	8 731	5 165
1629	Heavy construction, nec	3	b	D	D	D
1711	Plumbing, heating, & air-conditioning	13	190	2 151	14 049	8 497
1721	Painting & paper hanging	9	76	648	2 876	1 995
1731	Electrical work	22	373	5 039	16 569	8 626
1741	Masonry, stone setting, & other stonework	—	—	—	—	—
1742	Plastering, drywall, acoustical, & insulation work	7	102	681	4 665	2 857
1743	Terrazzo, tile, marble, & mosaic work	—	—	—	—	—
1751	Carpentry work	1	a	D	D	D
1752	Floor laying & other floor work, nec	—	—	—	—	—
1761	Roofing, siding, & sheet metal work	12	104	986	4 697	2 670
1771	Concrete work	2	a	D	D	D
1781	Water well drilling	—	—	—	—	—
1791	Structural steel erection	4	c	D	D	D
1793	Glass & glazing work	1	a	D	D	D
1794	Excavation work	1	c	D	D	D
1795	Wrecking & demolition work	—	—	—	—	—
1796	Installation or erection of building equipment, nec	2	a	D	D	D
1799	Special trade contractors, nec	5	37	316	1 423	679
6552	Subdividers and developers nec (ex cemeteries)	5	b	D	D	D

**Table 4. Basic Statistics for Establishments by Municipio and Industry: 1997—Con.**

[Detail may not add to total because of rounding. For meaning of abbreviations and symbols, see introductory text. For explanation of terms, see Appendix A]

SIC code	Geographic area and industry	Establishments (number)	All employees+ (number)	Payroll, all employees (\$1,000)	Value of construction work (\$1,000)	Value added++ (\$1,000)
	<b>Cabo Rojo, PR</b>	<b>17</b>	<b>286</b>	<b>3 761</b>	<b>14 130</b>	<b>D</b>
1521	Single-family housing construction	6	53	425	1 289	635
1522	Residential construction, nec	1	a	D	D	D
1531	Operative builders	—	—	—	—	—
1541	Industrial building & warehouses	—	—	—	—	—
1542	Nonresidential construction, nec	1	b	D	D	D
1611	Highway & street construction, excluding elevated highways	—	—	—	—	—
1622	Bridge, tunnel, & elevated highway construction	—	—	—	—	—
1623	Water, sewer, pipeline, & communications & power lines	—	—	—	—	—
1629	Heavy construction, nec	—	—	—	—	—
1711	Plumbing, heating, & air-conditioning	1	a	D	D	D
1721	Painting & paper hanging	—	—	—	—	—
1731	Electrical work	3	c	D	D	D
1741	Masonry, stone setting, & other stonework	1	a	D	D	D
1742	Plastering, drywall, acoustical, & insulation work	—	—	—	—	—
1743	Terrazzo, tile, marble, & mosaic work	—	—	—	—	—
1751	Carpentry work	—	—	—	—	—
1752	Floor laying & other floor work, nec	—	—	—	—	—
1761	Roofing, siding, & sheet metal work	2	a	D	D	D
1771	Concrete work	—	—	—	—	—
1781	Water well drilling	—	—	—	—	—
1791	Structural steel erection	—	—	—	—	—
1793	Glass & glazing work	—	—	—	—	—
1794	Excavation work	—	—	—	—	—
1795	Wrecking & demolition work	—	—	—	—	—
1796	Installation or erection of building equipment, nec	—	—	—	—	—
1799	Special trade contractors, nec	1	a	D	D	D
6552	Subdividers and developers nec (ex cemeteries)	1	a	D	D	D
	<b>Caguas, PR</b>	<b>76</b>	<b>1 297</b>	<b>13 457</b>	<b>76 880</b>	<b>D</b>
1521	Single-family housing construction	13	151	1 329	10 765	3 778
1522	Residential construction, nec	3	b	D	D	D
1531	Operative builders	2	a	D	D	D
1541	Industrial building & warehouses	6	c	D	D	D
1542	Nonresidential construction, nec	10	170	1 676	9 070	4 585
1611	Highway & street construction, excluding elevated highways	4	74	970	4 726	2 520
1622	Bridge, tunnel, & elevated highway construction	—	—	—	—	—
1623	Water, sewer, pipeline, & communications & power lines	2	b	D	D	D
1629	Heavy construction, nec	2	a	D	D	D
1711	Plumbing, heating, & air-conditioning	6	184	2 124	8 989	3 609
1721	Painting & paper hanging	—	—	—	—	—
1731	Electrical work	8	82	619	3 186	1 312
1741	Masonry, stone setting, & other stonework	—	—	—	—	—
1742	Plastering, drywall, acoustical, & insulation work	2	b	D	D	D
1743	Terrazzo, tile, marble, & mosaic work	—	—	—	—	—
1751	Carpentry work	3	a	D	D	D
1752	Floor laying & other floor work, nec	—	—	—	—	—
1761	Roofing, siding, & sheet metal work	2	a	D	D	D
1771	Concrete work	3	160	1 440	7 662	3 418
1781	Water well drilling	1	a	D	D	D
1791	Structural steel erection	3	a	D	D	D
1793	Glass & glazing work	—	—	—	—	—
1794	Excavation work	1	a	D	D	D
1795	Wrecking & demolition work	—	—	—	—	—
1796	Installation or erection of building equipment, nec	3	a	D	D	D
1799	Special trade contractors, nec	1	a	D	D	D
6552	Subdividers and developers nec (ex cemeteries)	1	a	D	D	D
	<b>Camuy, PR</b>	<b>16</b>	<b>296</b>	<b>2 140</b>	<b>9 325</b>	<b>3 891</b>
1521	Single-family housing construction	7	66	542	3 036	1 303
1522	Residential construction, nec	—	—	—	—	—
1531	Operative builders	—	—	—	—	—
1541	Industrial building & warehouses	1	a	D	D	D
1542	Nonresidential construction, nec	2	c	D	D	D
1611	Highway & street construction, excluding elevated highways	—	—	—	—	—
1622	Bridge, tunnel, & elevated highway construction	—	—	—	—	—
1623	Water, sewer, pipeline, & communications & power lines	—	—	—	—	—
1629	Heavy construction, nec	—	—	—	—	—
1711	Plumbing, heating, & air-conditioning	—	—	—	—	—
1721	Painting & paper hanging	2	b	D	D	D
1731	Electrical work	1	a	D	D	D
1741	Masonry, stone setting, & other stonework	—	—	—	—	—
1742	Plastering, drywall, acoustical, & insulation work	—	—	—	—	—
1743	Terrazzo, tile, marble, & mosaic work	—	—	—	—	—
1751	Carpentry work	—	—	—	—	—
1752	Floor laying & other floor work, nec	—	—	—	—	—
1761	Roofing, siding, & sheet metal work	1	a	D	D	D
1771	Concrete work	—	—	—	—	—
1781	Water well drilling	—	—	—	—	—
1791	Structural steel erection	1	a	D	D	D
1793	Glass & glazing work	—	—	—	—	—
1794	Excavation work	—	—	—	—	—
1795	Wrecking & demolition work	—	—	—	—	—
1796	Installation or erection of building equipment, nec	—	—	—	—	—
1799	Special trade contractors, nec	1	a	D	D	D
6552	Subdividers and developers nec (ex cemeteries)	—	—	—	—	—

**Table 4. Basic Statistics for Establishments by Municipio and Industry: 1997—Con.**

[Detail may not add to total because of rounding. For meaning of abbreviations and symbols, see introductory text. For explanation of terms, see Appendix A]

SIC code	Geographic area and industry	Establishments (number)	All employees+ (number)	Payroll, all employees (\$1,000)	Value of construction work (\$1,000)	Value added++ (\$1,000)
	<b>Canóvanas, PR</b>	<b>9</b>	<b>80</b>	<b>733</b>	<b>6 090</b>	<b>4 501</b>
1521	Single-family housing construction	2	a	D	D	D
1522	Residential construction, nec	—	—	—	—	—
1531	Operative builders	—	—	—	—	—
1541	Industrial building & warehouses	—	—	—	—	—
1542	Nonresidential construction, nec	1	a	D	D	D
1611	Highway & street construction, excluding elevated highways	1	b	D	D	D
1622	Bridge, tunnel, & elevated highway construction	—	—	—	—	—
1623	Water, sewer, pipeline, & communications & power lines	—	—	—	—	—
1629	Heavy construction, nec	—	—	—	—	—
1711	Plumbing, heating, & air-conditioning	2	b	D	D	D
1721	Painting & paper hanging	—	—	—	—	—
1731	Electrical work	1	a	D	D	D
1741	Masonry, stone setting, & other stonework	—	—	—	—	—
1742	Plastering, drywall, acoustical, & insulation work	—	—	—	—	—
1743	Terrazzo, tile, marble, & mosaic work	—	—	—	—	—
1751	Carpentry work	—	—	—	—	—
1752	Floor laying & other floor work, nec	—	—	—	—	—
1761	Roofing, siding, & sheet metal work	1	a	D	D	D
1771	Concrete work	—	—	—	—	—
1781	Water well drilling	—	—	—	—	—
1791	Structural steel erection	—	—	—	—	—
1793	Glass & glazing work	—	—	—	—	—
1794	Excavation work	1	a	D	D	D
1795	Wrecking & demolition work	—	—	—	—	—
1796	Installation or erection of building equipment, nec	—	—	—	—	—
1799	Special trade contractors, nec	—	—	—	—	—
6552	Subdividers and developers nec (ex cemeteries)	—	—	—	—	—
	<b>Carolina, PR</b>	<b>96</b>	<b>2 042</b>	<b>24 192</b>	<b>128 708</b>	<b>53 586</b>
1521	Single-family housing construction	11	225	2 474	16 753	7 600
1522	Residential construction, nec	3	c	D	D	D
1531	Operative builders	—	—	—	—	—
1541	Industrial building & warehouses	3	34	487	4 140	1 800
1542	Nonresidential construction, nec	5	207	1 456	5 728	4 182
1611	Highway & street construction, excluding elevated highways	7	509	9 035	36 058	7 484
1622	Bridge, tunnel, & elevated highway construction	—	—	—	—	—
1623	Water, sewer, pipeline, & communications & power lines	2	a	D	D	D
1629	Heavy construction, nec	1	a	D	D	D
1711	Plumbing, heating, & air-conditioning	13	96	966	7 902	4 917
1721	Painting & paper hanging	5	22	253	1 184	361
1731	Electrical work	15	261	2 537	13 108	5 078
1741	Masonry, stone setting, & other stonework	—	—	—	—	—
1742	Plastering, drywall, acoustical, & insulation work	8	281	2 563	16 420	9 354
1743	Terrazzo, tile, marble, & mosaic work	—	—	—	—	—
1751	Carpentry work	—	—	—	—	—
1752	Floor laying & other floor work, nec	1	a	D	D	D
1761	Roofing, siding, & sheet metal work	2	b	D	D	D
1771	Concrete work	2	b	D	D	D
1781	Water well drilling	—	—	—	—	—
1791	Structural steel erection	3	34	411	1 220	636
1793	Glass & glazing work	—	—	—	—	—
1794	Excavation work	1	a	D	D	D
1795	Wrecking & demolition work	—	—	—	—	—
1796	Installation or erection of building equipment, nec	7	106	1 457	4 900	2 465
1799	Special trade contractors, nec	2	a	D	D	D
6552	Subdividers and developers nec (ex cemeteries)	5	a	D	D	D
	<b>Cataño, PR</b>	<b>14</b>	<b>412</b>	<b>5 554</b>	<b>30 509</b>	<b>19 127</b>
1521	Single-family housing construction	3	32	311	1 711	724
1522	Residential construction, nec	—	—	—	—	—
1531	Operative builders	—	—	—	—	—
1541	Industrial building & warehouses	—	—	—	—	—
1542	Nonresidential construction, nec	—	—	—	—	—
1611	Highway & street construction, excluding elevated highways	—	—	—	—	—
1622	Bridge, tunnel, & elevated highway construction	—	—	—	—	—
1623	Water, sewer, pipeline, & communications & power lines	—	—	—	—	—
1629	Heavy construction, nec	—	—	—	—	—
1711	Plumbing, heating, & air-conditioning	3	21	433	1 432	651
1721	Painting & paper hanging	—	—	—	—	—
1731	Electrical work	1	a	D	D	D
1741	Masonry, stone setting, & other stonework	—	—	—	—	—
1742	Plastering, drywall, acoustical, & insulation work	1	a	D	D	D
1743	Terrazzo, tile, marble, & mosaic work	—	—	—	—	—
1751	Carpentry work	—	—	—	—	—
1752	Floor laying & other floor work, nec	—	—	—	—	—
1761	Roofing, siding, & sheet metal work	2	c	D	D	D
1771	Concrete work	—	—	—	—	—
1781	Water well drilling	—	—	—	—	—
1791	Structural steel erection	2	c	D	D	D
1793	Glass & glazing work	—	—	—	—	—
1794	Excavation work	—	—	—	—	—
1795	Wrecking & demolition work	—	—	—	—	—
1796	Installation or erection of building equipment, nec	—	—	—	—	—
1799	Special trade contractors, nec	1	b	D	D	D
6552	Subdividers and developers nec (ex cemeteries)	1	a	D	D	D

**Table 4. Basic Statistics for Establishments by Municipio and Industry: 1997—Con.**

[Detail may not add to total because of rounding. For meaning of abbreviations and symbols, see introductory text. For explanation of terms, see Appendix A]

SIC code	Geographic area and industry	Establishments (number)	All employees+ (number)	Payroll, all employees (\$1,000)	Value of construction work (\$1,000)	Value added++ (\$1,000)
	<b>Cayey, PR</b>	<b>15</b>	<b>85</b>	<b>778</b>	<b>4 177</b>	<b>2 229</b>
1521	Single-family housing construction	2	a	D	D	D
1522	Residential construction, nec	—	—	—	—	—
1531	Operative builders	—	—	—	—	—
1541	Industrial building & warehouses	—	—	—	—	—
1542	Nonresidential construction, nec	—	—	—	—	—
1611	Highway & street construction, excluding elevated highways	—	—	—	—	—
1622	Bridge, tunnel, & elevated highway construction	—	—	—	—	—
1623	Water, sewer, pipeline, & communications & power lines	3	26	238	1 092	622
1629	Heavy construction, nec	—	—	—	—	—
1711	Plumbing, heating, & air-conditioning	1	a	D	D	D
1721	Painting & paper hanging	—	—	—	—	—
1731	Electrical work	3	7	85	672	341
1741	Masonry, stone setting, & other stonework	—	—	—	—	—
1742	Plastering, drywall, acoustical, & insulation work	1	a	D	D	D
1743	Terrazzo, tile, marble, & mosaic work	—	—	—	—	—
1751	Carpentry work	—	—	—	—	—
1752	Floor laying & other floor work, nec	—	—	—	—	—
1761	Roofing, siding, & sheet metal work	1	a	D	D	D
1771	Concrete work	1	a	D	D	D
1781	Water well drilling	—	—	—	—	—
1791	Structural steel erection	—	—	—	—	—
1793	Glass & glazing work	—	—	—	—	—
1794	Excavation work	1	a	D	D	D
1795	Wrecking & demolition work	—	—	—	—	—
1796	Installation or erection of building equipment, nec	—	—	—	—	—
1799	Special trade contractors, nec	1	a	D	D	D
6552	Subdividers and developers nec (ex cemeteries)	1	a	D	D	D
	<b>Ceiba, PR</b>	<b>3</b>	<b>7</b>	<b>79</b>	<b>593</b>	<b>407</b>
1521	Single-family housing construction	1	a	D	D	D
1522	Residential construction, nec	—	—	—	—	—
1531	Operative builders	—	—	—	—	—
1541	Industrial building & warehouses	—	—	—	—	—
1542	Nonresidential construction, nec	—	—	—	—	—
1611	Highway & street construction, excluding elevated highways	1	a	D	D	D
1622	Bridge, tunnel, & elevated highway construction	—	—	—	—	—
1623	Water, sewer, pipeline, & communications & power lines	—	—	—	—	—
1629	Heavy construction, nec	—	—	—	—	—
1711	Plumbing, heating, & air-conditioning	—	—	—	—	—
1721	Painting & paper hanging	—	—	—	—	—
1731	Electrical work	—	—	—	—	—
1741	Masonry, stone setting, & other stonework	—	—	—	—	—
1742	Plastering, drywall, acoustical, & insulation work	—	—	—	—	—
1743	Terrazzo, tile, marble, & mosaic work	—	—	—	—	—
1751	Carpentry work	—	—	—	—	—
1752	Floor laying & other floor work, nec	—	—	—	—	—
1761	Roofing, siding, & sheet metal work	—	—	—	—	—
1771	Concrete work	1	a	D	D	D
1781	Water well drilling	—	—	—	—	—
1791	Structural steel erection	—	—	—	—	—
1793	Glass & glazing work	—	—	—	—	—
1794	Excavation work	—	—	—	—	—
1795	Wrecking & demolition work	—	—	—	—	—
1796	Installation or erection of building equipment, nec	—	—	—	—	—
1799	Special trade contractors, nec	—	—	—	—	—
6552	Subdividers and developers nec (ex cemeteries)	—	—	—	—	—
	<b>Ciales, PR</b>	<b>10</b>	<b>86</b>	<b>705</b>	<b>4 712</b>	<b>3 152</b>
1521	Single-family housing construction	5	29	234	1 049	491
1522	Residential construction, nec	1	a	D	D	D
1531	Operative builders	—	—	—	—	—
1541	Industrial building & warehouses	—	—	—	—	—
1542	Nonresidential construction, nec	1	a	D	D	D
1611	Highway & street construction, excluding elevated highways	1	b	D	D	D
1622	Bridge, tunnel, & elevated highway construction	1	b	D	D	D
1623	Water, sewer, pipeline, & communications & power lines	—	—	—	—	—
1629	Heavy construction, nec	—	—	—	—	—
1711	Plumbing, heating, & air-conditioning	—	—	—	—	—
1721	Painting & paper hanging	—	—	—	—	—
1731	Electrical work	—	—	—	—	—
1741	Masonry, stone setting, & other stonework	—	—	—	—	—
1742	Plastering, drywall, acoustical, & insulation work	—	—	—	—	—
1743	Terrazzo, tile, marble, & mosaic work	—	—	—	—	—
1751	Carpentry work	—	—	—	—	—
1752	Floor laying & other floor work, nec	—	—	—	—	—
1761	Roofing, siding, & sheet metal work	—	—	—	—	—
1771	Concrete work	—	—	—	—	—
1781	Water well drilling	—	—	—	—	—
1791	Structural steel erection	—	—	—	—	—
1793	Glass & glazing work	—	—	—	—	—
1794	Excavation work	—	—	—	—	—
1795	Wrecking & demolition work	—	—	—	—	—
1796	Installation or erection of building equipment, nec	—	—	—	—	—
1799	Special trade contractors, nec	1	a	D	D	D
6552	Subdividers and developers nec (ex cemeteries)	—	—	—	—	—

**Table 4. Basic Statistics for Establishments by Municipio and Industry: 1997—Con.**

[Detail may not add to total because of rounding. For meaning of abbreviations and symbols, see introductory text. For explanation of terms, see Appendix A]

SIC code	Geographic area and industry	Establishments (number)	All employees+ (number)	Payroll, all employees (\$1,000)	Value of construction work (\$1,000)	Value added++ (\$1,000)
	<b>Cidra, PR</b>	<b>15</b>	<b>119</b>	<b>903</b>	<b>4 228</b>	<b>2 134</b>
1521	Single-family housing construction	4	17	112	874	398
1522	Residential construction, nec	—	—	—	—	—
1531	Operative builders	2	a	D	D	D
1541	Industrial building & warehouses	1	a	D	D	D
1542	Nonresidential construction, nec	2	b	D	D	D
1611	Highway & street construction, excluding elevated highways	1	a	D	D	D
1622	Bridge, tunnel, & elevated highway construction	—	—	—	—	—
1623	Water, sewer, pipeline, & communications & power lines	1	a	D	D	D
1629	Heavy construction, nec	—	—	—	—	—
1711	Plumbing, heating, & air-conditioning	1	a	D	D	D
1721	Painting & paper hanging	—	—	—	—	—
1731	Electrical work	2	b	D	D	D
1741	Masonry, stone setting, & other stonework	—	—	—	—	—
1742	Plastering, drywall, acoustical, & insulation work	—	—	—	—	—
1743	Terrazzo, tile, marble, & mosaic work	—	—	—	—	—
1751	Carpentry work	—	—	—	—	—
1752	Floor laying & other floor work, nec	—	—	—	—	—
1761	Roofing, siding, & sheet metal work	—	—	—	—	—
1771	Concrete work	1	a	D	D	D
1781	Water well drilling	—	—	—	—	—
1791	Structural steel erection	—	—	—	—	—
1793	Glass & glazing work	—	—	—	—	—
1794	Excavation work	—	—	—	—	—
1795	Wrecking & demolition work	—	—	—	—	—
1796	Installation or erection of building equipment, nec	—	—	—	—	—
1799	Special trade contractors, nec	—	—	—	—	—
6552	Subdividers and developers nec (ex cemeteries)	—	—	—	—	—
	<b>Coamo, PR</b>	<b>14</b>	<b>248</b>	<b>2 402</b>	<b>10 092</b>	<b>D</b>
1521	Single-family housing construction	4	14	89	358	187
1522	Residential construction, nec	1	b	D	D	D
1531	Operative builders	—	—	—	—	—
1541	Industrial building & warehouses	—	—	—	—	—
1542	Nonresidential construction, nec	4	103	927	4 730	2 786
1611	Highway & street construction, excluding elevated highways	—	—	—	—	—
1622	Bridge, tunnel, & elevated highway construction	—	—	—	—	—
1623	Water, sewer, pipeline, & communications & power lines	1	a	D	D	D
1629	Heavy construction, nec	—	—	—	—	—
1711	Plumbing, heating, & air-conditioning	1	a	D	D	D
1721	Painting & paper hanging	—	—	—	—	—
1731	Electrical work	1	a	D	D	D
1741	Masonry, stone setting, & other stonework	—	—	—	—	—
1742	Plastering, drywall, acoustical, & insulation work	—	—	—	—	—
1743	Terrazzo, tile, marble, & mosaic work	—	—	—	—	—
1751	Carpentry work	—	—	—	—	—
1752	Floor laying & other floor work, nec	—	—	—	—	—
1761	Roofing, siding, & sheet metal work	—	—	—	—	—
1771	Concrete work	—	—	—	—	—
1781	Water well drilling	—	—	—	—	—
1791	Structural steel erection	—	—	—	—	—
1793	Glass & glazing work	—	—	—	—	—
1794	Excavation work	—	—	—	—	—
1795	Wrecking & demolition work	—	—	—	—	—
1796	Installation or erection of building equipment, nec	—	—	—	—	—
1799	Special trade contractors, nec	2	a	D	D	D
6552	Subdividers and developers nec (ex cemeteries)	—	—	—	—	—
	<b>Comerio, PR</b>	<b>5</b>	<b>31</b>	<b>283</b>	<b>1 672</b>	<b>D</b>
1521	Single-family housing construction	—	—	—	—	—
1522	Residential construction, nec	—	—	—	—	—
1531	Operative builders	—	—	—	—	—
1541	Industrial building & warehouses	—	—	—	—	—
1542	Nonresidential construction, nec	1	a	D	D	D
1611	Highway & street construction, excluding elevated highways	—	—	—	—	—
1622	Bridge, tunnel, & elevated highway construction	—	—	—	—	—
1623	Water, sewer, pipeline, & communications & power lines	—	—	—	—	—
1629	Heavy construction, nec	—	—	—	—	—
1711	Plumbing, heating, & air-conditioning	—	—	—	—	—
1721	Painting & paper hanging	—	—	—	—	—
1731	Electrical work	3	a	D	D	D
1741	Masonry, stone setting, & other stonework	—	—	—	—	—
1742	Plastering, drywall, acoustical, & insulation work	—	—	—	—	—
1743	Terrazzo, tile, marble, & mosaic work	—	—	—	—	—
1751	Carpentry work	—	—	—	—	—
1752	Floor laying & other floor work, nec	—	—	—	—	—
1761	Roofing, siding, & sheet metal work	—	—	—	—	—
1771	Concrete work	—	—	—	—	—
1781	Water well drilling	—	—	—	—	—
1791	Structural steel erection	—	—	—	—	—
1793	Glass & glazing work	—	—	—	—	—
1794	Excavation work	—	—	—	—	—
1795	Wrecking & demolition work	—	—	—	—	—
1796	Installation or erection of building equipment, nec	—	—	—	—	—
1799	Special trade contractors, nec	1	a	D	D	D
6552	Subdividers and developers nec (ex cemeteries)	—	—	—	—	—

**Table 4. Basic Statistics for Establishments by Municipio and Industry: 1997—Con.**

[Detail may not add to total because of rounding. For meaning of abbreviations and symbols, see introductory text. For explanation of terms, see Appendix A]

SIC code	Geographic area and industry	Establishments (number)	All employees+ (number)	Payroll, all employees (\$1,000)	Value of construction work (\$1,000)	Value added++ (\$1,000)
	<b>Corozal, PR</b>	<b>14</b>	<b>79</b>	<b>722</b>	<b>4 888</b>	<b>2 345</b>
1521	Single-family housing construction	2	b	D	D	D
1522	Residential construction, nec	1	a	D	D	D
1531	Operative builders	—	—	—	—	—
1541	Industrial building & warehouses	2	a	D	D	D
1542	Nonresidential construction, nec	1	a	D	D	D
1611	Highway & street construction, excluding elevated highways	—	—	—	—	—
1622	Bridge, tunnel, & elevated highway construction	—	—	—	—	—
1623	Water, sewer, pipeline, & communications & power lines	—	—	—	—	—
1629	Heavy construction, nec	—	—	—	—	—
1711	Plumbing, heating, & air-conditioning	—	—	—	—	—
1721	Painting & paper hanging	1	a	D	D	D
1731	Electrical work	3	8	40	211	108
1741	Masonry, stone setting, & other stonework	—	—	—	—	—
1742	Plastering, drywall, acoustical, & insulation work	—	—	—	—	—
1743	Terrazzo, tile, marble, & mosaic work	—	—	—	—	—
1751	Carpentry work	—	—	—	—	—
1752	Floor laying & other floor work, nec	—	—	—	—	—
1761	Roofing, siding, & sheet metal work	1	a	D	D	D
1771	Concrete work	1	a	D	D	D
1781	Water well drilling	—	—	—	—	—
1791	Structural steel erection	—	—	—	—	—
1793	Glass & glazing work	1	a	D	D	D
1794	Excavation work	—	—	—	—	—
1795	Wrecking & demolition work	—	—	—	—	—
1796	Installation or erection of building equipment, nec	—	—	—	—	—
1799	Special trade contractors, nec	1	a	D	D	D
6552	Subdividers and developers nec (ex cemeteries)	—	—	—	—	—
	<b>Culebra, PR</b>	<b>1</b>	<b>a</b>	<b>D</b>	<b>D</b>	<b>D</b>
1521	Single-family housing construction	—	—	—	—	—
1522	Residential construction, nec	—	—	—	—	—
1531	Operative builders	—	—	—	—	—
1541	Industrial building & warehouses	—	—	—	—	—
1542	Nonresidential construction, nec	—	—	—	—	—
1611	Highway & street construction, excluding elevated highways	—	—	—	—	—
1622	Bridge, tunnel, & elevated highway construction	—	—	—	—	—
1623	Water, sewer, pipeline, & communications & power lines	—	—	—	—	—
1629	Heavy construction, nec	—	—	—	—	—
1711	Plumbing, heating, & air-conditioning	—	—	—	—	—
1721	Painting & paper hanging	—	—	—	—	—
1731	Electrical work	—	—	—	—	—
1741	Masonry, stone setting, & other stonework	—	—	—	—	—
1742	Plastering, drywall, acoustical, & insulation work	—	—	—	—	—
1743	Terrazzo, tile, marble, & mosaic work	—	—	—	—	—
1751	Carpentry work	1	a	D	D	D
1752	Floor laying & other floor work, nec	—	—	—	—	—
1761	Roofing, siding, & sheet metal work	—	—	—	—	—
1771	Concrete work	—	—	—	—	—
1781	Water well drilling	—	—	—	—	—
1791	Structural steel erection	—	—	—	—	—
1793	Glass & glazing work	—	—	—	—	—
1794	Excavation work	—	—	—	—	—
1795	Wrecking & demolition work	—	—	—	—	—
1796	Installation or erection of building equipment, nec	—	—	—	—	—
1799	Special trade contractors, nec	—	—	—	—	—
6552	Subdividers and developers nec (ex cemeteries)	—	—	—	—	—
	<b>Dorado, PR</b>	<b>12</b>	<b>245</b>	<b>2 975</b>	<b>22 909</b>	<b>D</b>
1521	Single-family housing construction	2	a	D	D	D
1522	Residential construction, nec	—	—	—	—	—
1531	Operative builders	1	c	D	D	D
1541	Industrial building & warehouses	—	—	—	—	—
1542	Nonresidential construction, nec	1	a	D	D	D
1611	Highway & street construction, excluding elevated highways	—	—	—	—	—
1622	Bridge, tunnel, & elevated highway construction	—	—	—	—	—
1623	Water, sewer, pipeline, & communications & power lines	—	—	—	—	—
1629	Heavy construction, nec	—	—	—	—	—
1711	Plumbing, heating, & air-conditioning	2	a	D	D	D
1721	Painting & paper hanging	—	—	—	—	—
1731	Electrical work	2	a	D	D	D
1741	Masonry, stone setting, & other stonework	—	—	—	—	—
1742	Plastering, drywall, acoustical, & insulation work	—	—	—	—	—
1743	Terrazzo, tile, marble, & mosaic work	—	—	—	—	—
1751	Carpentry work	1	a	D	D	D
1752	Floor laying & other floor work, nec	—	—	—	—	—
1761	Roofing, siding, & sheet metal work	1	a	D	D	D
1771	Concrete work	1	a	D	D	D
1781	Water well drilling	—	—	—	—	—
1791	Structural steel erection	—	—	—	—	—
1793	Glass & glazing work	—	—	—	—	—
1794	Excavation work	1	b	D	D	D
1795	Wrecking & demolition work	—	—	—	—	—
1796	Installation or erection of building equipment, nec	—	—	—	—	—
1799	Special trade contractors, nec	—	—	—	—	—
6552	Subdividers and developers nec (ex cemeteries)	—	—	—	—	—

**Table 4. Basic Statistics for Establishments by Municipio and Industry: 1997—Con.**

[Detail may not add to total because of rounding. For meaning of abbreviations and symbols, see introductory text. For explanation of terms, see Appendix A]

SIC code	Geographic area and industry	Establishments (number)	All employees+ (number)	Payroll, all employees (\$1,000)	Value of construction work (\$1,000)	Value added++ (\$1,000)
	<b>Fajardo, PR</b>	<b>14</b>	<b>369</b>	<b>4 439</b>	<b>25 295</b>	<b>10 676</b>
1521	Single-family housing construction	2	c	D	D	D
1522	Residential construction, nec	1	b	D	D	D
1531	Operative builders	—	—	—	—	—
1541	Industrial building & warehouses	1	b	D	D	D
1542	Nonresidential construction, nec	2	b	D	D	D
1611	Highway & street construction, excluding elevated highways	—	—	—	—	—
1622	Bridge, tunnel, & elevated highway construction	—	—	—	—	—
1623	Water, sewer, pipeline, & communications & power lines	—	—	—	—	—
1629	Heavy construction, nec	—	—	—	—	—
1711	Plumbing, heating, & air-conditioning	2	b	D	D	D
1721	Painting & paper hanging	—	—	—	—	—
1731	Electrical work	2	a	D	D	D
1741	Masonry, stone setting, & other stonework	—	—	—	—	—
1742	Plastering, drywall, acoustical, & insulation work	—	—	—	—	—
1743	Terrazzo, tile, marble, & mosaic work	—	—	—	—	—
1751	Carpentry work	—	—	—	—	—
1752	Floor laying & other floor work, nec	1	a	D	D	D
1761	Roofing, siding, & sheet metal work	—	—	—	—	—
1771	Concrete work	—	—	—	—	—
1781	Water well drilling	—	—	—	—	—
1791	Structural steel erection	—	—	—	—	—
1793	Glass & glazing work	—	—	—	—	—
1794	Excavation work	—	—	—	—	—
1795	Wrecking & demolition work	—	—	—	—	—
1796	Installation or erection of building equipment, nec	—	—	—	—	—
1799	Special trade contractors, nec	1	a	D	D	D
6552	Subdividers and developers nec (ex cemeteries)	2	b	D	D	D
	<b>Florida, PR</b>	<b>3</b>	<b>b</b>	<b>D</b>	<b>D</b>	<b>D</b>
1521	Single-family housing construction	—	—	—	—	—
1522	Residential construction, nec	—	—	—	—	—
1531	Operative builders	—	—	—	—	—
1541	Industrial building & warehouses	—	—	—	—	—
1542	Nonresidential construction, nec	1	b	D	D	D
1611	Highway & street construction, excluding elevated highways	—	—	—	—	—
1622	Bridge, tunnel, & elevated highway construction	—	—	—	—	—
1623	Water, sewer, pipeline, & communications & power lines	—	—	—	—	—
1629	Heavy construction, nec	—	—	—	—	—
1711	Plumbing, heating, & air-conditioning	—	—	—	—	—
1721	Painting & paper hanging	1	a	D	D	D
1731	Electrical work	—	—	—	—	—
1741	Masonry, stone setting, & other stonework	—	—	—	—	—
1742	Plastering, drywall, acoustical, & insulation work	—	—	—	—	—
1743	Terrazzo, tile, marble, & mosaic work	—	—	—	—	—
1751	Carpentry work	—	—	—	—	—
1752	Floor laying & other floor work, nec	—	—	—	—	—
1761	Roofing, siding, & sheet metal work	—	—	—	—	—
1771	Concrete work	1	a	D	D	D
1781	Water well drilling	—	—	—	—	—
1791	Structural steel erection	—	—	—	—	—
1793	Glass & glazing work	—	—	—	—	—
1794	Excavation work	—	—	—	—	—
1795	Wrecking & demolition work	—	—	—	—	—
1796	Installation or erection of building equipment, nec	—	—	—	—	—
1799	Special trade contractors, nec	—	—	—	—	—
6552	Subdividers and developers nec (ex cemeteries)	—	—	—	—	—
	<b>Guánica, PR</b>	<b>7</b>	<b>171</b>	<b>2 232</b>	<b>7 247</b>	<b>1 490</b>
1521	Single-family housing construction	1	a	D	D	D
1522	Residential construction, nec	—	—	—	—	—
1531	Operative builders	—	—	—	—	—
1541	Industrial building & warehouses	1	a	D	D	D
1542	Nonresidential construction, nec	—	—	—	—	—
1611	Highway & street construction, excluding elevated highways	—	—	—	—	—
1622	Bridge, tunnel, & elevated highway construction	—	—	—	—	—
1623	Water, sewer, pipeline, & communications & power lines	—	—	—	—	—
1629	Heavy construction, nec	—	—	—	—	—
1711	Plumbing, heating, & air-conditioning	1	b	D	D	D
1721	Painting & paper hanging	1	b	D	D	D
1731	Electrical work	—	—	—	—	—
1741	Masonry, stone setting, & other stonework	—	—	—	—	—
1742	Plastering, drywall, acoustical, & insulation work	—	—	—	—	—
1743	Terrazzo, tile, marble, & mosaic work	—	—	—	—	—
1751	Carpentry work	1	a	D	D	D
1752	Floor laying & other floor work, nec	—	—	—	—	—
1761	Roofing, siding, & sheet metal work	—	—	—	—	—
1771	Concrete work	—	—	—	—	—
1781	Water well drilling	—	—	—	—	—
1791	Structural steel erection	1	a	D	D	D
1793	Glass & glazing work	—	—	—	—	—
1794	Excavation work	—	—	—	—	—
1795	Wrecking & demolition work	—	—	—	—	—
1796	Installation or erection of building equipment, nec	—	—	—	—	—
1799	Special trade contractors, nec	1	a	D	D	D
6552	Subdividers and developers nec (ex cemeteries)	—	—	—	—	—



**Table 4. Basic Statistics for Establishments by Municipio and Industry: 1997—Con.**

[Detail may not add to total because of rounding. For meaning of abbreviations and symbols, see introductory text. For explanation of terms, see Appendix A]

SIC code	Geographic area and industry	Establishments (number)	All employees+ (number)	Payroll, all employees (\$1,000)	Value of construction work (\$1,000)	Value added++ (\$1,000)
	<b>Guayama, PR</b>	<b>16</b>	<b>212</b>	<b>1 600</b>	<b>13 814</b>	<b>D</b>
1521	Single-family housing construction	5	111	926	9 673	6 983
1522	Residential construction, nec	—	—	—	—	—
1531	Operative builders	—	—	—	—	—
1541	Industrial building & warehouses	1	b	D	D	D
1542	Nonresidential construction, nec	1	a	D	D	D
1611	Highway & street construction, excluding elevated highways	3	27	165	1 816	1 234
1622	Bridge, tunnel, & elevated highway construction	—	—	—	—	—
1623	Water, sewer, pipeline, & communications & power lines	—	—	—	—	—
1629	Heavy construction, nec	1	a	D	D	D
1711	Plumbing, heating, & air-conditioning	—	—	—	—	—
1721	Painting & paper hanging	—	—	—	—	—
1731	Electrical work	2	a	D	D	D
1741	Masonry, stone setting, & other stonework	—	—	—	—	—
1742	Plastering, drywall, acoustical, & insulation work	—	—	—	—	—
1743	Terrazzo, tile, marble, & mosaic work	—	—	—	—	—
1751	Carpentry work	1	b	D	D	D
1752	Floor laying & other floor work, nec	—	—	—	—	—
1761	Roofing, siding, & sheet metal work	1	a	D	D	D
1771	Concrete work	—	—	—	—	—
1781	Water well drilling	—	—	—	—	—
1791	Structural steel erection	—	—	—	—	—
1793	Glass & glazing work	—	—	—	—	—
1794	Excavation work	—	—	—	—	—
1795	Wrecking & demolition work	—	—	—	—	—
1796	Installation or erection of building equipment, nec	—	—	—	—	—
1799	Special trade contractors, nec	1	a	D	D	D
6552	Subdividers and developers nec (ex cemeteries)	—	—	—	—	—
	<b>Guayanilla, PR</b>	<b>2</b>	<b>b</b>	<b>D</b>	<b>D</b>	<b>D</b>
1521	Single-family housing construction	1	a	D	D	D
1522	Residential construction, nec	—	—	—	—	—
1531	Operative builders	—	—	—	—	—
1541	Industrial building & warehouses	—	—	—	—	—
1542	Nonresidential construction, nec	—	—	—	—	—
1611	Highway & street construction, excluding elevated highways	—	—	—	—	—
1622	Bridge, tunnel, & elevated highway construction	—	—	—	—	—
1623	Water, sewer, pipeline, & communications & power lines	—	—	—	—	—
1629	Heavy construction, nec	1	b	D	D	D
1711	Plumbing, heating, & air-conditioning	—	—	—	—	—
1721	Painting & paper hanging	—	—	—	—	—
1731	Electrical work	—	—	—	—	—
1741	Masonry, stone setting, & other stonework	—	—	—	—	—
1742	Plastering, drywall, acoustical, & insulation work	—	—	—	—	—
1743	Terrazzo, tile, marble, & mosaic work	—	—	—	—	—
1751	Carpentry work	—	—	—	—	—
1752	Floor laying & other floor work, nec	—	—	—	—	—
1761	Roofing, siding, & sheet metal work	—	—	—	—	—
1771	Concrete work	—	—	—	—	—
1781	Water well drilling	—	—	—	—	—
1791	Structural steel erection	—	—	—	—	—
1793	Glass & glazing work	—	—	—	—	—
1794	Excavation work	—	—	—	—	—
1795	Wrecking & demolition work	—	—	—	—	—
1796	Installation or erection of building equipment, nec	—	—	—	—	—
1799	Special trade contractors, nec	—	—	—	—	—
6552	Subdividers and developers nec (ex cemeteries)	—	—	—	—	—
	<b>Guaynabo, PR</b>	<b>120</b>	<b>8 811</b>	<b>131 001</b>	<b>704 653</b>	<b>392 176</b>
1521	Single-family housing construction	16	481	6 026	83 334	38 465
1522	Residential construction, nec	4	995	12 546	61 367	26 800
1531	Operative builders	6	441	8 464	70 114	62 832
1541	Industrial building & warehouses	7	2 152	32 980	84 616	45 673
1542	Nonresidential construction, nec	18	1 722	24 275	122 417	49 470
1611	Highway & street construction, excluding elevated highways	5	1 014	17 258	112 676	59 233
1622	Bridge, tunnel, & elevated highway construction	2	a	D	D	D
1623	Water, sewer, pipeline, & communications & power lines	5	319	5 170	45 403	32 062
1629	Heavy construction, nec	5	331	5 506	32 455	18 237
1711	Plumbing, heating, & air-conditioning	15	452	6 795	41 223	26 823
1721	Painting & paper hanging	3	51	298	1 526	994
1731	Electrical work	13	201	3 436	16 371	12 779
1741	Masonry, stone setting, & other stonework	—	—	—	—	—
1742	Plastering, drywall, acoustical, & insulation work	2	e	D	D	D
1743	Terrazzo, tile, marble, & mosaic work	1	a	D	D	D
1751	Carpentry work	—	—	—	—	—
1752	Floor laying & other floor work, nec	1	a	D	D	D
1761	Roofing, siding, & sheet metal work	3	21	151	1 323	759
1771	Concrete work	4	66	963	4 540	2 865
1781	Water well drilling	—	—	—	—	—
1791	Structural steel erection	3	44	510	2 654	1 150
1793	Glass & glazing work	—	—	—	—	—
1794	Excavation work	1	b	D	D	D
1795	Wrecking & demolition work	—	—	—	—	—
1796	Installation or erection of building equipment, nec	1	b	D	D	D
1799	Special trade contractors, nec	1	a	D	D	D
6552	Subdividers and developers nec (ex cemeteries)	4	b	D	D	D

**Table 4. Basic Statistics for Establishments by Municipio and Industry: 1997—Con.**

[Detail may not add to total because of rounding. For meaning of abbreviations and symbols, see introductory text. For explanation of terms, see Appendix A]

SIC code	Geographic area and industry	Establishments (number)	All employees+ (number)	Payroll, all employees (\$1,000)	Value of construction work (\$1,000)	Value added++ (\$1,000)
	<b>Gurabo, PR</b>	<b>11</b>	<b>297</b>	<b>3 009</b>	<b>14 938</b>	<b>D</b>
1521	Single-family housing construction	—	—	—	—	—
1522	Residential construction, nec	—	—	—	—	—
1531	Operative builders	—	—	—	—	—
1541	Industrial building & warehouses	—	—	—	—	—
1542	Nonresidential construction, nec	1	a	D	D	D
1611	Highway & street construction, excluding elevated highways	2	b	D	D	D
1622	Bridge, tunnel, & elevated highway construction	—	—	—	—	—
1623	Water, sewer, pipeline, & communications & power lines	—	—	—	—	—
1629	Heavy construction, nec	1	a	D	D	D
1711	Plumbing, heating, & air-conditioning	2	b	D	D	D
1721	Painting & paper hanging	—	—	—	—	—
1731	Electrical work	4	c	D	D	D
1741	Masonry, stone setting, & other stonework	—	—	—	—	—
1742	Plastering, drywall, acoustical, & insulation work	—	—	—	—	—
1743	Terrazzo, tile, marble, & mosaic work	—	—	—	—	—
1751	Carpentry work	—	—	—	—	—
1752	Floor laying & other floor work, nec	—	—	—	—	—
1761	Roofing, siding, & sheet metal work	—	—	—	—	—
1771	Concrete work	—	—	—	—	—
1781	Water well drilling	—	—	—	—	—
1791	Structural steel erection	1	a	D	D	D
1793	Glass & glazing work	—	—	—	—	—
1794	Excavation work	—	—	—	—	—
1795	Wrecking & demolition work	—	—	—	—	—
1796	Installation or erection of building equipment, nec	—	—	—	—	—
1799	Special trade contractors, nec	—	—	—	—	—
6552	Subdividers and developers nec (ex cemeteries)	—	—	—	—	—
	<b>Hatillo, PR</b>	<b>14</b>	<b>240</b>	<b>2 592</b>	<b>10 239</b>	<b>5 079</b>
1521	Single-family housing construction	4	23	126	591	272
1522	Residential construction, nec	—	—	—	—	—
1531	Operative builders	—	—	—	—	—
1541	Industrial building & warehouses	3	b	D	D	D
1542	Nonresidential construction, nec	2	b	D	D	D
1611	Highway & street construction, excluding elevated highways	—	—	—	—	—
1622	Bridge, tunnel, & elevated highway construction	—	—	—	—	—
1623	Water, sewer, pipeline, & communications & power lines	—	—	—	—	—
1629	Heavy construction, nec	—	—	—	—	—
1711	Plumbing, heating, & air-conditioning	—	—	—	—	—
1721	Painting & paper hanging	—	—	—	—	—
1731	Electrical work	—	—	—	—	—
1741	Masonry, stone setting, & other stonework	—	—	—	—	—
1742	Plastering, drywall, acoustical, & insulation work	1	b	D	D	D
1743	Terrazzo, tile, marble, & mosaic work	—	—	—	—	—
1751	Carpentry work	—	—	—	—	—
1752	Floor laying & other floor work, nec	—	—	—	—	—
1761	Roofing, siding, & sheet metal work	1	a	D	D	D
1771	Concrete work	1	a	D	D	D
1781	Water well drilling	—	—	—	—	—
1791	Structural steel erection	—	—	—	—	—
1793	Glass & glazing work	—	—	—	—	—
1794	Excavation work	—	—	—	—	—
1795	Wrecking & demolition work	—	—	—	—	—
1796	Installation or erection of building equipment, nec	1	b	D	D	D
1799	Special trade contractors, nec	1	a	D	D	D
6552	Subdividers and developers nec (ex cemeteries)	—	—	—	—	—
	<b>Hormigueros, PR</b>	<b>7</b>	<b>543</b>	<b>4 689</b>	<b>18 427</b>	<b>D</b>
1521	Single-family housing construction	3	91	348	1 461	938
1522	Residential construction, nec	—	—	—	—	—
1531	Operative builders	—	—	—	—	—
1541	Industrial building & warehouses	—	—	—	—	—
1542	Nonresidential construction, nec	1	b	D	D	D
1611	Highway & street construction, excluding elevated highways	1	c	D	D	D
1622	Bridge, tunnel, & elevated highway construction	—	—	—	—	—
1623	Water, sewer, pipeline, & communications & power lines	—	—	—	—	—
1629	Heavy construction, nec	—	—	—	—	—
1711	Plumbing, heating, & air-conditioning	1	c	D	D	D
1721	Painting & paper hanging	—	—	—	—	—
1731	Electrical work	—	—	—	—	—
1741	Masonry, stone setting, & other stonework	—	—	—	—	—
1742	Plastering, drywall, acoustical, & insulation work	—	—	—	—	—
1743	Terrazzo, tile, marble, & mosaic work	—	—	—	—	—
1751	Carpentry work	—	—	—	—	—
1752	Floor laying & other floor work, nec	—	—	—	—	—
1761	Roofing, siding, & sheet metal work	—	—	—	—	—
1771	Concrete work	1	a	D	D	D
1781	Water well drilling	—	—	—	—	—
1791	Structural steel erection	—	—	—	—	—
1793	Glass & glazing work	—	—	—	—	—
1794	Excavation work	—	—	—	—	—
1795	Wrecking & demolition work	—	—	—	—	—
1796	Installation or erection of building equipment, nec	—	—	—	—	—
1799	Special trade contractors, nec	—	—	—	—	—
6552	Subdividers and developers nec (ex cemeteries)	—	—	—	—	—

**Table 4. Basic Statistics for Establishments by Municipio and Industry: 1997—Con.**

[Detail may not add to total because of rounding. For meaning of abbreviations and symbols, see introductory text. For explanation of terms, see Appendix A]

SIC code	Geographic area and industry	Establishments (number)	All employees+ (number)	Payroll, all employees (\$1,000)	Value of construction work (\$1,000)	Value added++ (\$1,000)
<b>Humacao, PR</b>		<b>27</b>	<b>389</b>	<b>4 299</b>	<b>19 964</b>	<b>D</b>
1521	Single-family housing construction	2	b	D	D	D
1522	Residential construction, nec	2	a	D	D	D
1531	Operative builders	—	—	—	—	—
1541	Industrial building & warehouses	4	76	852	3 180	1 068
1542	Nonresidential construction, nec	3	46	446	1 734	599
1611	Highway & street construction, excluding elevated highways	1	a	D	D	D
1622	Bridge, tunnel, & elevated highway construction	—	—	—	—	—
1623	Water, sewer, pipeline, & communications & power lines	—	—	—	—	—
1629	Heavy construction, nec	—	—	—	—	—
1711	Plumbing, heating, & air-conditioning	4	119	1 552	5 928	2 842
1721	Painting & paper hanging	—	—	—	—	—
1731	Electrical work	3	13	101	580	279
1741	Masonry, stone setting, & other stonework	1	b	D	D	D
1742	Plastering, drywall, acoustical, & insulation work	—	—	—	—	—
1743	Terrazzo, tile, marble, & mosaic work	—	—	—	—	—
1751	Carpentry work	2	a	D	D	D
1752	Floor laying & other floor work, nec	1	a	D	D	D
1761	Roofing, siding, & sheet metal work	1	a	D	D	D
1771	Concrete work	—	—	—	—	—
1781	Water well drilling	—	—	—	—	—
1791	Structural steel erection	—	—	—	—	—
1793	Glass & glazing work	1	a	D	D	D
1794	Excavation work	—	—	—	—	—
1795	Wrecking & demolition work	—	—	—	—	—
1796	Installation or erection of building equipment, nec	—	—	—	—	—
1799	Special trade contractors, nec	1	a	D	D	D
6552	Subdividers and developers nec (ex cemeteries)	1	a	D	D	D
<b>Isabela, PR</b>		<b>14</b>	<b>108</b>	<b>939</b>	<b>5 308</b>	<b>2 922</b>
1521	Single-family housing construction	6	54	484	2 924	1 333
1522	Residential construction, nec	—	—	—	—	—
1531	Operative builders	1	a	D	D	D
1541	Industrial building & warehouses	1	a	D	D	D
1542	Nonresidential construction, nec	1	a	D	D	D
1611	Highway & street construction, excluding elevated highways	—	—	—	—	—
1622	Bridge, tunnel, & elevated highway construction	—	—	—	—	—
1623	Water, sewer, pipeline, & communications & power lines	—	—	—	—	—
1629	Heavy construction, nec	—	—	—	—	—
1711	Plumbing, heating, & air-conditioning	—	—	—	—	—
1721	Painting & paper hanging	2	b	D	D	D
1731	Electrical work	1	a	D	D	D
1741	Masonry, stone setting, & other stonework	—	—	—	—	—
1742	Plastering, drywall, acoustical, & insulation work	—	—	—	—	—
1743	Terrazzo, tile, marble, & mosaic work	—	—	—	—	—
1751	Carpentry work	—	—	—	—	—
1752	Floor laying & other floor work, nec	—	—	—	—	—
1761	Roofing, siding, & sheet metal work	—	—	—	—	—
1771	Concrete work	1	a	D	D	D
1781	Water well drilling	—	—	—	—	—
1791	Structural steel erection	—	—	—	—	—
1793	Glass & glazing work	—	—	—	—	—
1794	Excavation work	—	—	—	—	—
1795	Wrecking & demolition work	—	—	—	—	—
1796	Installation or erection of building equipment, nec	—	—	—	—	—
1799	Special trade contractors, nec	1	a	D	D	D
6552	Subdividers and developers nec (ex cemeteries)	—	—	—	—	—
<b>Jayuya, PR</b>		<b>8</b>	<b>c</b>	<b>D</b>	<b>D</b>	<b>D</b>
1521	Single-family housing construction	—	—	—	—	—
1522	Residential construction, nec	1	a	D	D	D
1531	Operative builders	2	a	D	D	D
1541	Industrial building & warehouses	—	—	—	—	—
1542	Nonresidential construction, nec	—	—	—	—	—
1611	Highway & street construction, excluding elevated highways	1	a	D	D	D
1622	Bridge, tunnel, & elevated highway construction	—	—	—	—	—
1623	Water, sewer, pipeline, & communications & power lines	1	c	D	D	D
1629	Heavy construction, nec	—	—	—	—	—
1711	Plumbing, heating, & air-conditioning	—	—	—	—	—
1721	Painting & paper hanging	1	a	D	D	D
1731	Electrical work	1	a	D	D	D
1741	Masonry, stone setting, & other stonework	—	—	—	—	—
1742	Plastering, drywall, acoustical, & insulation work	—	—	—	—	—
1743	Terrazzo, tile, marble, & mosaic work	—	—	—	—	—
1751	Carpentry work	1	a	D	D	D
1752	Floor laying & other floor work, nec	—	—	—	—	—
1761	Roofing, siding, & sheet metal work	—	—	—	—	—
1771	Concrete work	—	—	—	—	—
1781	Water well drilling	—	—	—	—	—
1791	Structural steel erection	—	—	—	—	—
1793	Glass & glazing work	—	—	—	—	—
1794	Excavation work	—	—	—	—	—
1795	Wrecking & demolition work	—	—	—	—	—
1796	Installation or erection of building equipment, nec	—	—	—	—	—
1799	Special trade contractors, nec	—	—	—	—	—
6552	Subdividers and developers nec (ex cemeteries)	—	—	—	—	—

**Table 4. Basic Statistics for Establishments by Municipio and Industry: 1997—Con.**

[Detail may not add to total because of rounding. For meaning of abbreviations and symbols, see introductory text. For explanation of terms, see Appendix A]

SIC code	Geographic area and industry	Establishments (number)	All employees+ (number)	Payroll, all employees (\$1,000)	Value of construction work (\$1,000)	Value added++ (\$1,000)
	<b>Juana Díaz, PR</b>	<b>17</b>	<b>127</b>	<b>1 126</b>	<b>10 276</b>	<b>D</b>
1521	Single-family housing construction	6	41	302	6 483	5 334
1522	Residential construction, nec	1	a	D	D	D
1531	Operative builders	—	—	—	—	—
1541	Industrial building & warehouses	1	b	D	D	D
1542	Nonresidential construction, nec	—	—	—	—	—
1611	Highway & street construction, excluding elevated highways	1	a	D	D	D
1622	Bridge, tunnel, & elevated highway construction	—	—	—	—	—
1623	Water, sewer, pipeline, & communications & power lines	—	—	—	—	—
1629	Heavy construction, nec	—	—	—	—	—
1711	Plumbing, heating, & air-conditioning	—	—	—	—	—
1721	Painting & paper hanging	1	a	D	D	D
1731	Electrical work	1	a	D	D	D
1741	Masonry, stone setting, & other stonework	—	—	—	—	—
1742	Plastering, drywall, acoustical, & insulation work	—	—	—	—	—
1743	Terrazzo, tile, marble, & mosaic work	—	—	—	—	—
1751	Carpentry work	—	—	—	—	—
1752	Floor laying & other floor work, nec	—	—	—	—	—
1761	Roofing, siding, & sheet metal work	1	a	D	D	D
1771	Concrete work	4	a	D	D	D
1781	Water well drilling	—	—	—	—	—
1791	Structural steel erection	1	a	D	D	D
1793	Glass & glazing work	—	—	—	—	—
1794	Excavation work	—	—	—	—	—
1795	Wrecking & demolition work	—	—	—	—	—
1796	Installation or erection of building equipment, nec	—	—	—	—	—
1799	Special trade contractors, nec	—	—	—	—	—
6552	Subdividers and developers nec (ex cemeteries)	—	—	—	—	—
	<b>Juncos, PR</b>	<b>13</b>	<b>361</b>	<b>2 854</b>	<b>13 790</b>	<b>5 435</b>
1521	Single-family housing construction	3	b	D	D	D
1522	Residential construction, nec	2	c	D	D	D
1531	Operative builders	—	—	—	—	—
1541	Industrial building & warehouses	—	—	—	—	—
1542	Nonresidential construction, nec	1	a	D	D	D
1611	Highway & street construction, excluding elevated highways	—	—	—	—	—
1622	Bridge, tunnel, & elevated highway construction	—	—	—	—	—
1623	Water, sewer, pipeline, & communications & power lines	—	—	—	—	—
1629	Heavy construction, nec	—	—	—	—	—
1711	Plumbing, heating, & air-conditioning	1	b	D	D	D
1721	Painting & paper hanging	1	a	D	D	D
1731	Electrical work	1	a	D	D	D
1741	Masonry, stone setting, & other stonework	—	—	—	—	—
1742	Plastering, drywall, acoustical, & insulation work	—	—	—	—	—
1743	Terrazzo, tile, marble, & mosaic work	—	—	—	—	—
1751	Carpentry work	1	a	D	D	D
1752	Floor laying & other floor work, nec	1	a	D	D	D
1761	Roofing, siding, & sheet metal work	—	—	—	—	—
1771	Concrete work	—	—	—	—	—
1781	Water well drilling	—	—	—	—	—
1791	Structural steel erection	—	—	—	—	—
1793	Glass & glazing work	—	—	—	—	—
1794	Excavation work	—	—	—	—	—
1795	Wrecking & demolition work	—	—	—	—	—
1796	Installation or erection of building equipment, nec	—	—	—	—	—
1799	Special trade contractors, nec	1	a	D	D	D
6552	Subdividers and developers nec (ex cemeteries)	1	b	D	D	D
	<b>Lajas, PR</b>	<b>13</b>	<b>695</b>	<b>7 881</b>	<b>32 006</b>	<b>14 042</b>
1521	Single-family housing construction	4	16	126	543	231
1522	Residential construction, nec	1	e	D	D	D
1531	Operative builders	2	b	D	D	D
1541	Industrial building & warehouses	2	a	D	D	D
1542	Nonresidential construction, nec	1	c	D	D	D
1611	Highway & street construction, excluding elevated highways	—	—	—	—	—
1622	Bridge, tunnel, & elevated highway construction	—	—	—	—	—
1623	Water, sewer, pipeline, & communications & power lines	—	—	—	—	—
1629	Heavy construction, nec	—	—	—	—	—
1711	Plumbing, heating, & air-conditioning	—	—	—	—	—
1721	Painting & paper hanging	—	—	—	—	—
1731	Electrical work	1	a	D	D	D
1741	Masonry, stone setting, & other stonework	—	—	—	—	—
1742	Plastering, drywall, acoustical, & insulation work	—	—	—	—	—
1743	Terrazzo, tile, marble, & mosaic work	—	—	—	—	—
1751	Carpentry work	—	—	—	—	—
1752	Floor laying & other floor work, nec	—	—	—	—	—
1761	Roofing, siding, & sheet metal work	—	—	—	—	—
1771	Concrete work	—	—	—	—	—
1781	Water well drilling	—	—	—	—	—
1791	Structural steel erection	—	—	—	—	—
1793	Glass & glazing work	—	—	—	—	—
1794	Excavation work	1	a	D	D	D
1795	Wrecking & demolition work	—	—	—	—	—
1796	Installation or erection of building equipment, nec	—	—	—	—	—
1799	Special trade contractors, nec	1	a	D	D	D
6552	Subdividers and developers nec (ex cemeteries)	—	—	—	—	—

**Table 4. Basic Statistics for Establishments by Municipio and Industry: 1997—Con.**

[Detail may not add to total because of rounding. For meaning of abbreviations and symbols, see introductory text. For explanation of terms, see Appendix A]

SIC code	Geographic area and industry	Establishments (number)	All employees+ (number)	Payroll, all employees (\$1,000)	Value of construction work (\$1,000)	Value added++ (\$1,000)
	<b>Lares, PR</b>	<b>9</b>	<b>90</b>	<b>614</b>	<b>2 317</b>	<b>D</b>
1521	Single-family housing construction	2	a	D	D	D
1522	Residential construction, nec	—	—	—	—	—
1531	Operative builders	—	—	—	—	—
1541	Industrial building & warehouses	1	b	D	D	D
1542	Nonresidential construction, nec	1	a	D	D	D
1611	Highway & street construction, excluding elevated highways	—	—	—	—	—
1622	Bridge, tunnel, & elevated highway construction	—	—	—	—	—
1623	Water, sewer, pipeline, & communications & power lines	—	—	—	—	—
1629	Heavy construction, nec	—	—	—	—	—
1711	Plumbing, heating, & air-conditioning	—	—	—	—	—
1721	Painting & paper hanging	—	—	—	—	—
1731	Electrical work	4	46	232	538	83
1741	Masonry, stone setting, & other stonework	—	—	—	—	—
1742	Plastering, drywall, acoustical, & insulation work	—	—	—	—	—
1743	Terrazzo, tile, marble, & mosaic work	—	—	—	—	—
1751	Carpentry work	—	—	—	—	—
1752	Floor laying & other floor work, nec	—	—	—	—	—
1761	Roofing, siding, & sheet metal work	—	—	—	—	—
1771	Concrete work	1	a	D	D	D
1781	Water well drilling	—	—	—	—	—
1791	Structural steel erection	—	—	—	—	—
1793	Glass & glazing work	—	—	—	—	—
1794	Excavation work	—	—	—	—	—
1795	Wrecking & demolition work	—	—	—	—	—
1796	Installation or erection of building equipment, nec	—	—	—	—	—
1799	Special trade contractors, nec	—	—	—	—	—
6552	Subdividers and developers nec (ex cemeteries)	—	—	—	—	—
	<b>Las Marias, PR</b>	<b>6</b>	<b>57</b>	<b>636</b>	<b>3 557</b>	<b>1 829</b>
1521	Single-family housing construction	4	b	D	D	D
1522	Residential construction, nec	—	—	—	—	—
1531	Operative builders	—	—	—	—	—
1541	Industrial building & warehouses	—	—	—	—	—
1542	Nonresidential construction, nec	—	—	—	—	—
1611	Highway & street construction, excluding elevated highways	—	—	—	—	—
1622	Bridge, tunnel, & elevated highway construction	—	—	—	—	—
1623	Water, sewer, pipeline, & communications & power lines	1	a	D	D	D
1629	Heavy construction, nec	—	—	—	—	—
1711	Plumbing, heating, & air-conditioning	—	—	—	—	—
1721	Painting & paper hanging	—	—	—	—	—
1731	Electrical work	—	—	—	—	—
1741	Masonry, stone setting, & other stonework	—	—	—	—	—
1742	Plastering, drywall, acoustical, & insulation work	—	—	—	—	—
1743	Terrazzo, tile, marble, & mosaic work	—	—	—	—	—
1751	Carpentry work	—	—	—	—	—
1752	Floor laying & other floor work, nec	—	—	—	—	—
1761	Roofing, siding, & sheet metal work	—	—	—	—	—
1771	Concrete work	1	b	D	D	D
1781	Water well drilling	—	—	—	—	—
1791	Structural steel erection	—	—	—	—	—
1793	Glass & glazing work	—	—	—	—	—
1794	Excavation work	—	—	—	—	—
1795	Wrecking & demolition work	—	—	—	—	—
1796	Installation or erection of building equipment, nec	—	—	—	—	—
1799	Special trade contractors, nec	—	—	—	—	—
6552	Subdividers and developers nec (ex cemeteries)	—	—	—	—	—
	<b>Las Piedras, PR</b>	<b>21</b>	<b>969</b>	<b>10 791</b>	<b>94 810</b>	<b>D</b>
1521	Single-family housing construction	4	19	155	904	444
1522	Residential construction, nec	—	—	—	—	—
1531	Operative builders	2	b	D	D	D
1541	Industrial building & warehouses	1	a	D	D	D
1542	Nonresidential construction, nec	2	b	D	D	D
1611	Highway & street construction, excluding elevated highways	2	f	D	D	D
1622	Bridge, tunnel, & elevated highway construction	—	—	—	—	—
1623	Water, sewer, pipeline, & communications & power lines	—	—	—	—	—
1629	Heavy construction, nec	—	—	—	—	—
1711	Plumbing, heating, & air-conditioning	3	39	339	2 014	1 135
1721	Painting & paper hanging	1	a	D	D	D
1731	Electrical work	4	21	112	1 135	876
1741	Masonry, stone setting, & other stonework	1	a	D	D	D
1742	Plastering, drywall, acoustical, & insulation work	—	—	—	—	—
1743	Terrazzo, tile, marble, & mosaic work	—	—	—	—	—
1751	Carpentry work	—	—	—	—	—
1752	Floor laying & other floor work, nec	—	—	—	—	—
1761	Roofing, siding, & sheet metal work	—	—	—	—	—
1771	Concrete work	—	—	—	—	—
1781	Water well drilling	—	—	—	—	—
1791	Structural steel erection	—	—	—	—	—
1793	Glass & glazing work	—	—	—	—	—
1794	Excavation work	—	—	—	—	—
1795	Wrecking & demolition work	1	a	D	D	D
1796	Installation or erection of building equipment, nec	—	—	—	—	—
1799	Special trade contractors, nec	—	—	—	—	—
6552	Subdividers and developers nec (ex cemeteries)	—	—	—	—	—

**Table 4. Basic Statistics for Establishments by Municipio and Industry: 1997—Con.**

[Detail may not add to total because of rounding. For meaning of abbreviations and symbols, see introductory text. For explanation of terms, see Appendix A]

SIC code	Geographic area and industry	Establishments (number)	All employees+ (number)	Payroll, all employees (\$1,000)	Value of construction work (\$1,000)	Value added++ (\$1,000)
	<b>Loíza, PR</b>	<b>3</b>	<b>b</b>	<b>D</b>	<b>D</b>	<b>D</b>
1521	Single-family housing construction	1	a	D	D	D
1522	Residential construction, nec	—	—	—	—	—
1531	Operative builders	—	—	—	—	—
1541	Industrial building & warehouses	—	—	—	—	—
1542	Nonresidential construction, nec	—	—	—	—	—
1611	Highway & street construction, excluding elevated highways	—	—	—	—	—
1622	Bridge, tunnel, & elevated highway construction	—	—	—	—	—
1623	Water, sewer, pipeline, & communications & power lines	—	—	—	—	—
1629	Heavy construction, nec	—	—	—	—	—
1711	Plumbing, heating, & air-conditioning	—	—	—	—	—
1721	Painting & paper hanging	—	—	—	—	—
1731	Electrical work	—	—	—	—	—
1741	Masonry, stone setting, & other stonework	—	—	—	—	—
1742	Plastering, drywall, acoustical, & insulation work	1	b	D	D	D
1743	Terrazzo, tile, marble, & mosaic work	—	—	—	—	—
1751	Carpentry work	—	—	—	—	—
1752	Floor laying & other floor work, nec	—	—	—	—	—
1761	Roofing, siding, & sheet metal work	—	—	—	—	—
1771	Concrete work	1	a	D	D	D
1781	Water well drilling	—	—	—	—	—
1791	Structural steel erection	—	—	—	—	—
1793	Glass & glazing work	—	—	—	—	—
1794	Excavation work	—	—	—	—	—
1795	Wrecking & demolition work	—	—	—	—	—
1796	Installation or erection of building equipment, nec	—	—	—	—	—
1799	Special trade contractors, nec	—	—	—	—	—
6552	Subdividers and developers nec (ex cemeteries)	—	—	—	—	—
	<b>Luquillo, PR</b>	<b>4</b>	<b>31</b>	<b>285</b>	<b>1 920</b>	<b>D</b>
1521	Single-family housing construction	1	a	D	D	D
1522	Residential construction, nec	—	—	—	—	—
1531	Operative builders	—	—	—	—	—
1541	Industrial building & warehouses	—	—	—	—	—
1542	Nonresidential construction, nec	—	—	—	—	—
1611	Highway & street construction, excluding elevated highways	—	—	—	—	—
1622	Bridge, tunnel, & elevated highway construction	—	—	—	—	—
1623	Water, sewer, pipeline, & communications & power lines	—	—	—	—	—
1629	Heavy construction, nec	—	—	—	—	—
1711	Plumbing, heating, & air-conditioning	—	—	—	—	—
1721	Painting & paper hanging	1	a	D	D	D
1731	Electrical work	—	—	—	—	—
1741	Masonry, stone setting, & other stonework	—	—	—	—	—
1742	Plastering, drywall, acoustical, & insulation work	—	—	—	—	—
1743	Terrazzo, tile, marble, & mosaic work	1	a	D	D	D
1751	Carpentry work	—	—	—	—	—
1752	Floor laying & other floor work, nec	—	—	—	—	—
1761	Roofing, siding, & sheet metal work	—	—	—	—	—
1771	Concrete work	—	—	—	—	—
1781	Water well drilling	—	—	—	—	—
1791	Structural steel erection	—	—	—	—	—
1793	Glass & glazing work	—	—	—	—	—
1794	Excavation work	—	—	—	—	—
1795	Wrecking & demolition work	—	—	—	—	—
1796	Installation or erection of building equipment, nec	—	—	—	—	—
1799	Special trade contractors, nec	—	—	—	—	—
6552	Subdividers and developers nec (ex cemeteries)	1	a	D	D	D
	<b>Manatí, PR</b>	<b>14</b>	<b>280</b>	<b>2 595</b>	<b>9 701</b>	<b>D</b>
1521	Single-family housing construction	2	c	D	D	D
1522	Residential construction, nec	1	a	D	D	D
1531	Operative builders	2	a	D	D	D
1541	Industrial building & warehouses	1	a	D	D	D
1542	Nonresidential construction, nec	—	—	—	—	—
1611	Highway & street construction, excluding elevated highways	1	b	D	D	D
1622	Bridge, tunnel, & elevated highway construction	—	—	—	—	—
1623	Water, sewer, pipeline, & communications & power lines	—	—	—	—	—
1629	Heavy construction, nec	—	—	—	—	—
1711	Plumbing, heating, & air-conditioning	1	a	D	D	D
1721	Painting & paper hanging	2	a	D	D	D
1731	Electrical work	2	b	D	D	D
1741	Masonry, stone setting, & other stonework	—	—	—	—	—
1742	Plastering, drywall, acoustical, & insulation work	—	—	—	—	—
1743	Terrazzo, tile, marble, & mosaic work	—	—	—	—	—
1751	Carpentry work	1	a	D	D	D
1752	Floor laying & other floor work, nec	—	—	—	—	—
1761	Roofing, siding, & sheet metal work	—	—	—	—	—
1771	Concrete work	—	—	—	—	—
1781	Water well drilling	—	—	—	—	—
1791	Structural steel erection	—	—	—	—	—
1793	Glass & glazing work	—	—	—	—	—
1794	Excavation work	—	—	—	—	—
1795	Wrecking & demolition work	—	—	—	—	—
1796	Installation or erection of building equipment, nec	—	—	—	—	—
1799	Special trade contractors, nec	—	—	—	—	—
6552	Subdividers and developers nec (ex cemeteries)	1	a	D	D	D

**Table 4. Basic Statistics for Establishments by Municipio and Industry: 1997—Con.**

[Detail may not add to total because of rounding. For meaning of abbreviations and symbols, see introductory text. For explanation of terms, see Appendix A]

SIC code	Geographic area and industry	Establishments (number)	All employees+ (number)	Payroll, all employees (\$1,000)	Value of construction work (\$1,000)	Value added++ (\$1,000)
	<b>Maricao, PR</b>	<b>3</b>	<b>13</b>	<b>89</b>	<b>562</b>	<b>243</b>
1521	Single-family housing construction	—	—	—	—	—
1522	Residential construction, nec	—	—	—	—	—
1531	Operative builders	—	—	—	—	—
1541	Industrial building & warehouses	—	—	—	—	—
1542	Nonresidential construction, nec	—	—	—	—	—
1611	Highway & street construction, excluding elevated highways	1	a	D	D	D
1622	Bridge, tunnel, & elevated highway construction	—	—	—	—	—
1623	Water, sewer, pipeline, & communications & power lines	1	a	D	D	D
1629	Heavy construction, nec	—	—	—	—	—
1711	Plumbing, heating, & air-conditioning	—	—	—	—	—
1721	Painting & paper hanging	—	—	—	—	—
1731	Electrical work	—	—	—	—	—
1741	Masonry, stone setting, & other stonework	—	—	—	—	—
1742	Plastering, drywall, acoustical, & insulation work	—	—	—	—	—
1743	Terrazzo, tile, marble, & mosaic work	—	—	—	—	—
1751	Carpentry work	—	—	—	—	—
1752	Floor laying & other floor work, nec	—	—	—	—	—
1761	Roofing, siding, & sheet metal work	—	—	—	—	—
1771	Concrete work	—	—	—	—	—
1781	Water well drilling	—	—	—	—	—
1791	Structural steel erection	—	—	—	—	—
1793	Glass & glazing work	—	—	—	—	—
1794	Excavation work	—	—	—	—	—
1795	Wrecking & demolition work	—	—	—	—	—
1796	Installation or erection of building equipment, nec	—	—	—	—	—
1799	Special trade contractors, nec	1	a	D	D	D
6552	Subdividers and developers nec (ex cemeteries)	—	—	—	—	—
	<b>Maunabo, PR</b>	<b>2</b>	<b>a</b>	<b>D</b>	<b>D</b>	<b>D</b>
1521	Single-family housing construction	2	a	D	D	D
1522	Residential construction, nec	—	—	—	—	—
1531	Operative builders	—	—	—	—	—
1541	Industrial building & warehouses	—	—	—	—	—
1542	Nonresidential construction, nec	—	—	—	—	—
1611	Highway & street construction, excluding elevated highways	—	—	—	—	—
1622	Bridge, tunnel, & elevated highway construction	—	—	—	—	—
1623	Water, sewer, pipeline, & communications & power lines	—	—	—	—	—
1629	Heavy construction, nec	—	—	—	—	—
1711	Plumbing, heating, & air-conditioning	—	—	—	—	—
1721	Painting & paper hanging	—	—	—	—	—
1731	Electrical work	—	—	—	—	—
1741	Masonry, stone setting, & other stonework	—	—	—	—	—
1742	Plastering, drywall, acoustical, & insulation work	—	—	—	—	—
1743	Terrazzo, tile, marble, & mosaic work	—	—	—	—	—
1751	Carpentry work	—	—	—	—	—
1752	Floor laying & other floor work, nec	—	—	—	—	—
1761	Roofing, siding, & sheet metal work	—	—	—	—	—
1771	Concrete work	—	—	—	—	—
1781	Water well drilling	—	—	—	—	—
1791	Structural steel erection	—	—	—	—	—
1793	Glass & glazing work	—	—	—	—	—
1794	Excavation work	—	—	—	—	—
1795	Wrecking & demolition work	—	—	—	—	—
1796	Installation or erection of building equipment, nec	—	—	—	—	—
1799	Special trade contractors, nec	—	—	—	—	—
6552	Subdividers and developers nec (ex cemeteries)	—	—	—	—	—
	<b>Mayagüez, PR</b>	<b>68</b>	<b>2 491</b>	<b>25 567</b>	<b>139 386</b>	<b>67 833</b>
1521	Single-family housing construction	13	180	1 461	9 089	1 174
1522	Residential construction, nec	3	e	D	D	D
1531	Operative builders	4	b	D	D	D
1541	Industrial building & warehouses	2	b	D	D	D
1542	Nonresidential construction, nec	10	499	4 921	27 059	12 863
1611	Highway & street construction, excluding elevated highways	4	e	D	D	D
1622	Bridge, tunnel, & elevated highway construction	—	—	—	—	—
1623	Water, sewer, pipeline, & communications & power lines	2	e	D	D	D
1629	Heavy construction, nec	1	b	D	D	D
1711	Plumbing, heating, & air-conditioning	3	b	D	D	D
1721	Painting & paper hanging	—	—	—	—	—
1731	Electrical work	—	—	—	—	—
1741	Masonry, stone setting, & other stonework	12	e	D	D	D
1742	Plastering, drywall, acoustical, & insulation work	—	—	—	—	—
1743	Terrazzo, tile, marble, & mosaic work	—	—	—	—	—
1751	Carpentry work	—	—	—	—	—
1752	Floor laying & other floor work, nec	—	—	—	—	—
1761	Roofing, siding, & sheet metal work	1	a	D	D	D
1771	Concrete work	1	a	D	D	D
1781	Water well drilling	—	—	—	—	—
1791	Structural steel erection	—	—	—	—	—
1793	Glass & glazing work	1	a	D	D	D
1794	Excavation work	1	a	D	D	D
1795	Wrecking & demolition work	—	—	—	—	—
1796	Installation or erection of building equipment, nec	1	b	D	D	D
1799	Special trade contractors, nec	2	a	D	D	D
6552	Subdividers and developers nec (ex cemeteries)	7	b	D	D	D

**Table 4. Basic Statistics for Establishments by Municipio and Industry: 1997—Con.**

[Detail may not add to total because of rounding. For meaning of abbreviations and symbols, see introductory text. For explanation of terms, see Appendix A]

SIC code	Geographic area and industry	Establishments (number)	All employees+ (number)	Payroll, all employees (\$1,000)	Value of construction work (\$1,000)	Value added++ (\$1,000)
<b>Moca, PR</b>		<b>34</b>	<b>429</b>	<b>3 966</b>	<b>17 240</b>	<b>D</b>
1521	Single-family housing construction	18	95	776	5 573	3 392
1522	Residential construction, nec	—	—	—	—	—
1531	Operative builders	1	a	D	D	D
1541	Industrial building & warehouses	1	a	D	D	D
1542	Nonresidential construction, nec	3	175	1 734	5 738	2 708
1611	Highway & street construction, excluding elevated highways	—	—	—	—	—
1622	Bridge, tunnel, & elevated highway construction	—	—	—	—	—
1623	Water, sewer, pipeline, & communications & power lines	1	a	D	D	D
1629	Heavy construction, nec	—	—	—	—	—
1711	Plumbing, heating, & air-conditioning	2	a	D	D	D
1721	Painting & paper hanging	—	—	—	—	—
1731	Electrical work	6	141	1 322	5 070	3 181
1741	Masonry, stone setting, & other stonework	—	—	—	—	—
1742	Plastering, drywall, acoustical, & insulation work	—	—	—	—	—
1743	Terrazzo, tile, marble, & mosaic work	—	—	—	—	—
1751	Carpentry work	—	—	—	—	—
1752	Floor laying & other floor work, nec	—	—	—	—	—
1761	Roofing, siding, & sheet metal work	1	a	D	D	D
1771	Concrete work	—	—	—	—	—
1781	Water well drilling	—	—	—	—	—
1791	Structural steel erection	—	—	—	—	—
1793	Glass & glazing work	—	—	—	—	—
1794	Excavation work	—	—	—	—	—
1795	Wrecking & demolition work	—	—	—	—	—
1796	Installation or erection of building equipment, nec	—	—	—	—	—
1799	Special trade contractors, nec	—	—	—	—	—
6552	Subdividers and developers nec (ex cemeteries)	1	a	D	D	D
<b>Morovis, PR</b>		<b>10</b>	<b>112</b>	<b>1 201</b>	<b>10 497</b>	<b>8 622</b>
1521	Single-family housing construction	3	5	31	197	99
1522	Residential construction, nec	1	a	D	D	D
1531	Operative builders	—	—	—	—	—
1541	Industrial building & warehouses	—	—	—	—	—
1542	Nonresidential construction, nec	1	a	D	D	D
1611	Highway & street construction, excluding elevated highways	1	b	D	D	D
1622	Bridge, tunnel, & elevated highway construction	—	—	—	—	—
1623	Water, sewer, pipeline, & communications & power lines	—	—	—	—	—
1629	Heavy construction, nec	—	—	—	—	—
1711	Plumbing, heating, & air-conditioning	—	—	—	—	—
1721	Painting & paper hanging	—	—	—	—	—
1731	Electrical work	1	a	D	D	D
1741	Masonry, stone setting, & other stonework	—	—	—	—	—
1742	Plastering, drywall, acoustical, & insulation work	—	—	—	—	—
1743	Terrazzo, tile, marble, & mosaic work	—	—	—	—	—
1751	Carpentry work	1	a	D	D	D
1752	Floor laying & other floor work, nec	—	—	—	—	—
1761	Roofing, siding, & sheet metal work	1	a	D	D	D
1771	Concrete work	—	—	—	—	—
1781	Water well drilling	—	—	—	—	—
1791	Structural steel erection	—	—	—	—	—
1793	Glass & glazing work	—	—	—	—	—
1794	Excavation work	—	—	—	—	—
1795	Wrecking & demolition work	—	—	—	—	—
1796	Installation or erection of building equipment, nec	—	—	—	—	—
1799	Special trade contractors, nec	—	—	—	—	—
6552	Subdividers and developers nec (ex cemeteries)	1	a	D	D	D
<b>Naguabo, PR</b>		<b>22</b>	<b>572</b>	<b>3 654</b>	<b>22 265</b>	<b>12 017</b>
1521	Single-family housing construction	5	66	512	2 370	955
1522	Residential construction, nec	—	—	—	—	—
1531	Operative builders	1	a	D	D	D
1541	Industrial building & warehouses	—	—	—	—	—
1542	Nonresidential construction, nec	4	68	475	2 862	1 840
1611	Highway & street construction, excluding elevated highways	—	—	—	—	—
1622	Bridge, tunnel, & elevated highway construction	—	—	—	—	—
1623	Water, sewer, pipeline, & communications & power lines	—	—	—	—	—
1629	Heavy construction, nec	1	b	D	D	D
1711	Plumbing, heating, & air-conditioning	1	b	D	D	D
1721	Painting & paper hanging	—	—	—	—	—
1731	Electrical work	2	b	D	D	D
1741	Masonry, stone setting, & other stonework	3	47	440	2 360	1 225
1742	Plastering, drywall, acoustical, & insulation work	—	—	—	—	—
1743	Terrazzo, tile, marble, & mosaic work	—	—	—	—	—
1751	Carpentry work	1	a	D	D	D
1752	Floor laying & other floor work, nec	2	a	D	D	D
1761	Roofing, siding, & sheet metal work	—	—	—	—	—
1771	Concrete work	2	e	D	D	D
1781	Water well drilling	—	—	—	—	—
1791	Structural steel erection	—	—	—	—	—
1793	Glass & glazing work	—	—	—	—	—
1794	Excavation work	—	—	—	—	—
1795	Wrecking & demolition work	—	—	—	—	—
1796	Installation or erection of building equipment, nec	—	—	—	—	—
1799	Special trade contractors, nec	—	—	—	—	—
6552	Subdividers and developers nec (ex cemeteries)	—	—	—	—	—



**Table 4. Basic Statistics for Establishments by Municipio and Industry: 1997—Con.**

[Detail may not add to total because of rounding. For meaning of abbreviations and symbols, see introductory text. For explanation of terms, see Appendix A]

SIC code	Geographic area and industry	Establishments (number)	All employees+ (number)	Payroll, all employees (\$1,000)	Value of construction work (\$1,000)	Value added++ (\$1,000)
<b>Naranjito, PR</b> .....		<b>21</b>	<b>600</b>	<b>5 918</b>	<b>32 114</b>	<b>D</b>
1521	Single-family housing construction .....	4	33	244	1 491	655
1522	Residential construction, nec .....	—	—	—	—	—
1531	Operative builders .....	—	—	—	—	—
1541	Industrial building & warehouses .....	1	b	D	D	D
1542	Nonresidential construction, nec .....	1	c	D	D	D
1611	Highway & street construction, excluding elevated highways .....	7	212	2 007	14 218	4 974
1622	Bridge, tunnel, & elevated highway construction .....	1	b	D	D	D
1623	Water, sewer, pipeline, & communications & power lines .....	1	a	D	D	D
1629	Heavy construction, nec .....	1	a	D	D	D
1711	Plumbing, heating, & air-conditioning .....	—	—	—	—	—
1721	Painting & paper hanging .....	—	—	—	—	—
1731	Electrical work .....	1	a	D	D	D
1741	Masonry, stone setting, & other stonework .....	—	—	—	—	—
1742	Plastering, drywall, acoustical, & insulation work .....	—	—	—	—	—
1743	Terrazzo, tile, marble, & mosaic work .....	—	—	—	—	—
1751	Carpentry work .....	1	a	D	D	D
1752	Floor laying & other floor work, nec .....	—	—	—	—	—
1761	Roofing, siding, & sheet metal work .....	—	—	—	—	—
1771	Concrete work .....	2	a	D	D	D
1781	Water well drilling .....	—	—	—	—	—
1791	Structural steel erection .....	—	—	—	—	—
1793	Glass & glazing work .....	—	—	—	—	—
1794	Excavation work .....	—	—	—	—	—
1795	Wrecking & demolition work .....	—	—	—	—	—
1796	Installation or erection of building equipment, nec .....	—	—	—	—	—
1799	Special trade contractors, nec .....	1	a	D	D	D
6552	Subdividers and developers nec (ex cemeteries) .....	—	—	—	—	—
<b>Orocovis, PR</b> .....		<b>10</b>	<b>73</b>	<b>678</b>	<b>4 147</b>	<b>3 124</b>
1521	Single-family housing construction .....	1	a	D	D	D
1522	Residential construction, nec .....	—	—	—	—	—
1531	Operative builders .....	—	—	—	—	—
1541	Industrial building & warehouses .....	—	—	—	—	—
1542	Nonresidential construction, nec .....	—	—	—	—	—
1611	Highway & street construction, excluding elevated highways .....	1	a	D	D	D
1622	Bridge, tunnel, & elevated highway construction .....	—	—	—	—	—
1623	Water, sewer, pipeline, & communications & power lines .....	—	—	—	—	—
1629	Heavy construction, nec .....	—	—	—	—	—
1711	Plumbing, heating, & air-conditioning .....	—	—	—	—	—
1721	Painting & paper hanging .....	2	a	D	D	D
1731	Electrical work .....	2	a	D	D	D
1741	Masonry, stone setting, & other stonework .....	2	a	D	D	D
1742	Plastering, drywall, acoustical, & insulation work .....	—	—	—	—	—
1743	Terrazzo, tile, marble, & mosaic work .....	—	—	—	—	—
1751	Carpentry work .....	—	—	—	—	—
1752	Floor laying & other floor work, nec .....	—	—	—	—	—
1761	Roofing, siding, & sheet metal work .....	—	—	—	—	—
1771	Concrete work .....	—	—	—	—	—
1781	Water well drilling .....	—	—	—	—	—
1791	Structural steel erection .....	—	—	—	—	—
1793	Glass & glazing work .....	—	—	—	—	—
1794	Excavation work .....	—	—	—	—	—
1795	Wrecking & demolition work .....	—	—	—	—	—
1796	Installation or erection of building equipment, nec .....	—	—	—	—	—
1799	Special trade contractors, nec .....	1	a	D	D	D
6552	Subdividers and developers nec (ex cemeteries) .....	1	b	D	D	D
<b>Patillas, PR</b> .....		<b>6</b>	<b>75</b>	<b>799</b>	<b>4 956</b>	<b>2 443</b>
1521	Single-family housing construction .....	3	b	D	D	D
1522	Residential construction, nec .....	—	—	—	—	—
1531	Operative builders .....	1	a	D	D	D
1541	Industrial building & warehouses .....	—	—	—	—	—
1542	Nonresidential construction, nec .....	—	—	—	—	—
1611	Highway & street construction, excluding elevated highways .....	—	—	—	—	—
1622	Bridge, tunnel, & elevated highway construction .....	—	—	—	—	—
1623	Water, sewer, pipeline, & communications & power lines .....	—	—	—	—	—
1629	Heavy construction, nec .....	—	—	—	—	—
1711	Plumbing, heating, & air-conditioning .....	—	—	—	—	—
1721	Painting & paper hanging .....	—	—	—	—	—
1731	Electrical work .....	—	—	—	—	—
1741	Masonry, stone setting, & other stonework .....	—	—	—	—	—
1742	Plastering, drywall, acoustical, & insulation work .....	—	—	—	—	—
1743	Terrazzo, tile, marble, & mosaic work .....	—	—	—	—	—
1751	Carpentry work .....	—	—	—	—	—
1752	Floor laying & other floor work, nec .....	—	—	—	—	—
1761	Roofing, siding, & sheet metal work .....	—	—	—	—	—
1771	Concrete work .....	1	a	D	D	D
1781	Water well drilling .....	—	—	—	—	—
1791	Structural steel erection .....	—	—	—	—	—
1793	Glass & glazing work .....	—	—	—	—	—
1794	Excavation work .....	—	—	—	—	—
1795	Wrecking & demolition work .....	—	—	—	—	—
1796	Installation or erection of building equipment, nec .....	—	—	—	—	—
1799	Special trade contractors, nec .....	1	a	D	D	D
6552	Subdividers and developers nec (ex cemeteries) .....	—	—	—	—	—

**Table 4. Basic Statistics for Establishments by Municipio and Industry: 1997—Con.**

[Detail may not add to total because of rounding. For meaning of abbreviations and symbols, see introductory text. For explanation of terms, see Appendix A]

SIC code	Geographic area and industry	Establishments (number)	All employees+ (number)	Payroll, all employees (\$1,000)	Value of construction work (\$1,000)	Value added++ (\$1,000)
	<b>Peñuelas, PR</b>	<b>10</b>	<b>871</b>	<b>13 346</b>	<b>26 236</b>	<b>D</b>
1521	Single-family housing construction	1	a	D	D	D
1522	Residential construction, nec	—	—	—	—	—
1531	Operative builders	—	—	—	—	—
1541	Industrial building & warehouses	—	—	—	—	—
1542	Nonresidential construction, nec	—	—	—	—	—
1611	Highway & street construction, excluding elevated highways	—	—	—	—	—
1622	Bridge, tunnel, & elevated highway construction	—	—	—	—	—
1623	Water, sewer, pipeline, & communications & power lines	—	—	—	—	—
1629	Heavy construction, nec	1	e	D	D	D
1711	Plumbing, heating, & air-conditioning	3	b	D	D	D
1721	Painting & paper hanging	—	—	—	—	—
1731	Electrical work	1	a	D	D	D
1741	Masonry, stone setting, & other stonework	—	—	—	—	—
1742	Plastering, drywall, acoustical, & insulation work	2	e	D	D	D
1743	Terrazzo, tile, marble, & mosaic work	—	—	—	—	—
1751	Carpentry work	—	—	—	—	—
1752	Floor laying & other floor work, nec	—	—	—	—	—
1761	Roofing, siding, & sheet metal work	—	—	—	—	—
1771	Concrete work	1	b	D	D	D
1781	Water well drilling	1	a	D	D	D
1791	Structural steel erection	—	—	—	—	—
1793	Glass & glazing work	—	—	—	—	—
1794	Excavation work	—	—	—	—	—
1795	Wrecking & demolition work	—	—	—	—	—
1796	Installation or erection of building equipment, nec	—	—	—	—	—
1799	Special trade contractors, nec	—	—	—	—	—
6552	Subdividers and developers nec (ex cemeteries)	—	—	—	—	—
	<b>Ponce, PR</b>	<b>96</b>	<b>3 591</b>	<b>43 334</b>	<b>232 278</b>	<b>133 932</b>
1521	Single-family housing construction	12	458	4 296	31 639	14 794
1522	Residential construction, nec	1	b	D	D	D
1531	Operative builders	3	b	D	D	D
1541	Industrial building & warehouses	5	878	13 523	72 918	40 193
1542	Nonresidential construction, nec	18	702	8 061	42 661	21 772
1611	Highway & street construction, excluding elevated highways	7	e	D	D	D
1622	Bridge, tunnel, & elevated highway construction	3	c	D	D	D
1623	Water, sewer, pipeline, & communications & power lines	2	a	D	D	D
1629	Heavy construction, nec	4	200	2 120	9 840	7 049
1711	Plumbing, heating, & air-conditioning	8	84	943	6 312	4 660
1721	Painting & paper hanging	1	a	D	D	D
1731	Electrical work	8	297	3 232	13 987	7 051
1741	Masonry, stone setting, & other stonework	—	—	—	—	—
1742	Plastering, drywall, acoustical, & insulation work	—	—	—	—	—
1743	Terrazzo, tile, marble, & mosaic work	2	a	D	D	D
1751	Carpentry work	—	—	—	—	—
1752	Floor laying & other floor work, nec	2	a	D	D	D
1761	Roofing, siding, & sheet metal work	6	b	D	D	D
1771	Concrete work	1	a	D	D	D
1781	Water well drilling	1	a	D	D	D
1791	Structural steel erection	3	34	404	1 543	765
1793	Glass & glazing work	—	—	—	—	—
1794	Excavation work	—	—	—	—	—
1795	Wrecking & demolition work	1	a	D	D	D
1796	Installation or erection of building equipment, nec	—	—	—	—	—
1799	Special trade contractors, nec	5	b	D	D	D
6552	Subdividers and developers nec (ex cemeteries)	3	b	D	D	D
	<b>Quebradillas, PR</b>	<b>9</b>	<b>153</b>	<b>1 448</b>	<b>8 098</b>	<b>3 676</b>
1521	Single-family housing construction	3	b	D	D	D
1522	Residential construction, nec	—	—	—	—	—
1531	Operative builders	—	—	—	—	—
1541	Industrial building & warehouses	—	—	—	—	—
1542	Nonresidential construction, nec	1	a	D	D	D
1611	Highway & street construction, excluding elevated highways	—	—	—	—	—
1622	Bridge, tunnel, & elevated highway construction	—	—	—	—	—
1623	Water, sewer, pipeline, & communications & power lines	2	b	D	D	D
1629	Heavy construction, nec	—	—	—	—	—
1711	Plumbing, heating, & air-conditioning	—	—	—	—	—
1721	Painting & paper hanging	1	a	D	D	D
1731	Electrical work	1	a	D	D	D
1741	Masonry, stone setting, & other stonework	—	—	—	—	—
1742	Plastering, drywall, acoustical, & insulation work	—	—	—	—	—
1743	Terrazzo, tile, marble, & mosaic work	—	—	—	—	—
1751	Carpentry work	—	—	—	—	—
1752	Floor laying & other floor work, nec	—	—	—	—	—
1761	Roofing, siding, & sheet metal work	1	a	D	D	D
1771	Concrete work	—	—	—	—	—
1781	Water well drilling	—	—	—	—	—
1791	Structural steel erection	—	—	—	—	—
1793	Glass & glazing work	—	—	—	—	—
1794	Excavation work	—	—	—	—	—
1795	Wrecking & demolition work	—	—	—	—	—
1796	Installation or erection of building equipment, nec	—	—	—	—	—
1799	Special trade contractors, nec	—	—	—	—	—
6552	Subdividers and developers nec (ex cemeteries)	—	—	—	—	—

**Table 4. Basic Statistics for Establishments by Municipio and Industry: 1997—Con.**

[Detail may not add to total because of rounding. For meaning of abbreviations and symbols, see introductory text. For explanation of terms, see Appendix A]

SIC code	Geographic area and industry	Establishments (number)	All employees+ (number)	Payroll, all employees (\$1,000)	Value of construction work (\$1,000)	Value added++ (\$1,000)
	<b>Rincón, PR</b>	<b>7</b>	<b>23</b>	<b>243</b>	<b>2 107</b>	<b>D</b>
1521	Single-family housing construction	2	a	D	D	D
1522	Residential construction, nec	—	—	—	—	—
1531	Operative builders	—	—	—	—	—
1541	Industrial building & warehouses	2	a	D	D	D
1542	Nonresidential construction, nec	—	—	—	—	—
1611	Highway & street construction, excluding elevated highways	—	—	—	—	—
1622	Bridge, tunnel, & elevated highway construction	—	—	—	—	—
1623	Water, sewer, pipeline, & communications & power lines	—	—	—	—	—
1629	Heavy construction, nec	—	—	—	—	—
1711	Plumbing, heating, & air-conditioning	—	—	—	—	—
1721	Painting & paper hanging	—	—	—	—	—
1731	Electrical work	—	—	—	—	—
1741	Masonry, stone setting, & other stonework	—	—	—	—	—
1742	Plastering, drywall, acoustical, & insulation work	1	a	D	D	D
1743	Terrazzo, tile, marble, & mosaic work	—	—	—	—	—
1751	Carpentry work	1	a	D	D	D
1752	Floor laying & other floor work, nec	—	—	—	—	—
1761	Roofing, siding, & sheet metal work	—	—	—	—	—
1771	Concrete work	—	—	—	—	—
1781	Water well drilling	—	—	—	—	—
1791	Structural steel erection	—	—	—	—	—
1793	Glass & glazing work	—	—	—	—	—
1794	Excavation work	—	—	—	—	—
1795	Wrecking & demolition work	—	—	—	—	—
1796	Installation or erection of building equipment, nec	—	—	—	—	—
1799	Special trade contractors, nec	—	—	—	—	—
6552	Subdividers and developers nec (ex cemeteries)	1	a	D	D	D
	<b>Río Grande, PR</b>	<b>9</b>	<b>40</b>	<b>470</b>	<b>2 545</b>	<b>D</b>
1521	Single-family housing construction	1	a	D	D	D
1522	Residential construction, nec	—	—	—	—	—
1531	Operative builders	—	—	—	—	—
1541	Industrial building & warehouses	—	—	—	—	—
1542	Nonresidential construction, nec	1	a	D	D	D
1611	Highway & street construction, excluding elevated highways	1	a	D	D	D
1622	Bridge, tunnel, & elevated highway construction	—	—	—	—	—
1623	Water, sewer, pipeline, & communications & power lines	—	—	—	—	—
1629	Heavy construction, nec	—	—	—	—	—
1711	Plumbing, heating, & air-conditioning	1	a	D	D	D
1721	Painting & paper hanging	2	a	D	D	D
1731	Electrical work	—	—	—	—	—
1741	Masonry, stone setting, & other stonework	—	—	—	—	—
1742	Plastering, drywall, acoustical, & insulation work	—	—	—	—	—
1743	Terrazzo, tile, marble, & mosaic work	—	—	—	—	—
1751	Carpentry work	—	—	—	—	—
1752	Floor laying & other floor work, nec	—	—	—	—	—
1761	Roofing, siding, & sheet metal work	—	—	—	—	—
1771	Concrete work	—	—	—	—	—
1781	Water well drilling	—	—	—	—	—
1791	Structural steel erection	—	—	—	—	—
1793	Glass & glazing work	—	—	—	—	—
1794	Excavation work	—	—	—	—	—
1795	Wrecking & demolition work	1	a	D	D	D
1796	Installation or erection of building equipment, nec	1	a	D	D	D
1799	Special trade contractors, nec	—	—	—	—	—
6552	Subdividers and developers nec (ex cemeteries)	1	a	D	D	D
	<b>Sabana Grande, PR</b>	<b>7</b>	<b>83</b>	<b>993</b>	<b>5 375</b>	<b>2 482</b>
1521	Single-family housing construction	4	b	D	D	D
1522	Residential construction, nec	—	—	—	—	—
1531	Operative builders	1	b	D	D	D
1541	Industrial building & warehouses	—	—	—	—	—
1542	Nonresidential construction, nec	—	—	—	—	—
1611	Highway & street construction, excluding elevated highways	—	—	—	—	—
1622	Bridge, tunnel, & elevated highway construction	—	—	—	—	—
1623	Water, sewer, pipeline, & communications & power lines	—	—	—	—	—
1629	Heavy construction, nec	—	—	—	—	—
1711	Plumbing, heating, & air-conditioning	—	—	—	—	—
1721	Painting & paper hanging	—	—	—	—	—
1731	Electrical work	—	—	—	—	—
1741	Masonry, stone setting, & other stonework	1	a	D	D	D
1742	Plastering, drywall, acoustical, & insulation work	—	—	—	—	—
1743	Terrazzo, tile, marble, & mosaic work	—	—	—	—	—
1751	Carpentry work	—	—	—	—	—
1752	Floor laying & other floor work, nec	—	—	—	—	—
1761	Roofing, siding, & sheet metal work	—	—	—	—	—
1771	Concrete work	—	—	—	—	—
1781	Water well drilling	—	—	—	—	—
1791	Structural steel erection	—	—	—	—	—
1793	Glass & glazing work	—	—	—	—	—
1794	Excavation work	—	—	—	—	—
1795	Wrecking & demolition work	—	—	—	—	—
1796	Installation or erection of building equipment, nec	—	—	—	—	—
1799	Special trade contractors, nec	1	a	D	D	D
6552	Subdividers and developers nec (ex cemeteries)	—	—	—	—	—

**Table 4. Basic Statistics for Establishments by Municipio and Industry: 1997—Con.**

[Detail may not add to total because of rounding. For meaning of abbreviations and symbols, see introductory text. For explanation of terms, see Appendix A]

SIC code	Geographic area and industry	Establishments (number)	All employees+ (number)	Payroll, all employees (\$1,000)	Value of construction work (\$1,000)	Value added++ (\$1,000)
	<b>Salinas, PR</b>	<b>3</b>	<b>b</b>	<b>D</b>	<b>D</b>	<b>D</b>
1521	Single-family housing construction	—	—	—	—	—
1522	Residential construction, nec	—	—	—	—	—
1531	Operative builders	—	—	—	—	—
1541	Industrial building & warehouses	—	—	—	—	—
1542	Nonresidential construction, nec	—	—	—	—	—
1611	Highway & street construction, excluding elevated highways	—	—	—	—	—
1622	Bridge, tunnel, & elevated highway construction	—	—	—	—	—
1623	Water, sewer, pipeline, & communications & power lines	—	—	—	—	—
1629	Heavy construction, nec	—	—	—	—	—
1711	Plumbing, heating, & air-conditioning	—	—	—	—	—
1721	Painting & paper hanging	—	—	—	—	—
1731	Electrical work	1	a	D	D	D
1741	Masonry, stone setting, & other stonework	—	—	—	—	—
1742	Plastering, drywall, acoustical, & insulation work	—	—	—	—	—
1743	Terrazzo, tile, marble, & mosaic work	—	—	—	—	—
1751	Carpentry work	—	—	—	—	—
1752	Floor laying & other floor work, nec	—	—	—	—	—
1761	Roofing, siding, & sheet metal work	—	—	—	—	—
1771	Concrete work	—	—	—	—	—
1781	Water well drilling	—	—	—	—	—
1791	Structural steel erection	—	—	—	—	—
1793	Glass & glazing work	—	—	—	—	—
1794	Excavation work	—	—	—	—	—
1795	Wrecking & demolition work	—	—	—	—	—
1796	Installation or erection of building equipment, nec	1	a	D	D	D
1799	Special trade contractors, nec	—	—	—	—	—
6552	Subdividers and developers nec (ex cemeteries)	1	a	D	D	D
	<b>San Germán, PR</b>	<b>15</b>	<b>414</b>	<b>4 455</b>	<b>15 342</b>	<b>8 433</b>
1521	Single-family housing construction	2	a	D	D	D
1522	Residential construction, nec	1	c	D	D	D
1531	Operative builders	—	—	—	—	—
1541	Industrial building & warehouses	—	—	—	—	—
1542	Nonresidential construction, nec	3	149	1 754	6 043	2 670
1611	Highway & street construction, excluding elevated highways	—	—	—	—	—
1622	Bridge, tunnel, & elevated highway construction	—	—	—	—	—
1623	Water, sewer, pipeline, & communications & power lines	—	—	—	—	—
1629	Heavy construction, nec	—	—	—	—	—
1711	Plumbing, heating, & air-conditioning	1	b	D	D	D
1721	Painting & paper hanging	2	a	D	D	D
1731	Electrical work	1	a	D	D	D
1741	Masonry, stone setting, & other stonework	—	—	—	—	—
1742	Plastering, drywall, acoustical, & insulation work	—	—	—	—	—
1743	Terrazzo, tile, marble, & mosaic work	—	—	—	—	—
1751	Carpentry work	1	a	D	D	D
1752	Floor laying & other floor work, nec	—	—	—	—	—
1761	Roofing, siding, & sheet metal work	1	a	D	D	D
1771	Concrete work	1	b	D	D	D
1781	Water well drilling	—	—	—	—	—
1791	Structural steel erection	—	—	—	—	—
1793	Glass & glazing work	—	—	—	—	—
1794	Excavation work	1	a	D	D	D
1795	Wrecking & demolition work	—	—	—	—	—
1796	Installation or erection of building equipment, nec	—	—	—	—	—
1799	Special trade contractors, nec	1	a	D	D	D
6552	Subdividers and developers nec (ex cemeteries)	—	—	—	—	—
	<b>San Juan, PR</b>	<b>472</b>	<b>18 517</b>	<b>235 522</b>	<b>1 497 328</b>	<b>807 288</b>
1521	Single-family housing construction	70	2 391	26 725	227 858	135 263
1522	Residential construction, nec	19	1 470	14 094	116 793	51 506
1531	Operative builders	18	547	7 850	89 669	53 303
1541	Industrial building & warehouses	25	685	8 947	63 353	27 779
1542	Nonresidential construction, nec	50	3 379	43 573	319 153	182 409
1611	Highway & street construction, excluding elevated highways	14	814	9 928	50 583	31 489
1622	Bridge, tunnel, & elevated highway construction	4	477	8 092	46 477	22 742
1623	Water, sewer, pipeline, & communications & power lines	7	393	6 730	42 292	16 711
1629	Heavy construction, nec	9	783	14 449	58 167	33 744
1711	Plumbing, heating, & air-conditioning	48	1 137	13 081	69 801	32 371
1721	Painting & paper hanging	16	190	2 144	7 279	3 709
1731	Electrical work	61	2 762	36 298	163 827	91 840
1741	Masonry, stone setting, & other stonework	3	—	D	D	D
1742	Plastering, drywall, acoustical, & insulation work	11	388	3 785	21 804	11 560
1743	Terrazzo, tile, marble, & mosaic work	2	b	D	D	D
1751	Carpentry work	2	a	D	D	D
1752	Floor laying & other floor work, nec	5	95	1 091	6 767	4 489
1761	Roofing, siding, & sheet metal work	14	201	1 198	5 697	2 905
1771	Concrete work	5	g	D	D	D
1781	Water well drilling	—	—	—	—	—
1791	Structural steel erection	7	310	4 185	26 185	11 639
1793	Glass & glazing work	5	37	327	2 200	1 304
1794	Excavation work	3	c	D	D	D
1795	Wrecking & demolition work	2	b	D	D	D
1796	Installation or erection of building equipment, nec	16	445	6 496	33 673	16 430
1799	Special trade contractors, nec	21	282	2 841	13 937	7 263
6552	Subdividers and developers nec (ex cemeteries)	35	e	D	D	D

**Table 4. Basic Statistics for Establishments by Municipio and Industry: 1997—Con.**

[Detail may not add to total because of rounding. For meaning of abbreviations and symbols, see introductory text. For explanation of terms, see Appendix A]

SIC code	Geographic area and industry	Establishments (number)	All employees+ (number)	Payroll, all employees (\$1,000)	Value of construction work (\$1,000)	Value added++ (\$1,000)
	<b>San Lorenzo, PR</b>	<b>11</b>	<b>220</b>	<b>2 640</b>	<b>15 147</b>	<b>7 349</b>
1521	Single-family housing construction	3	a	D	D	D
1522	Residential construction, nec	—	—	—	—	—
1531	Operative builders	—	—	—	—	—
1541	Industrial building & warehouses	—	—	—	—	—
1542	Nonresidential construction, nec	2	b	D	D	D
1611	Highway & street construction, excluding elevated highways	3	102	1 252	7 109	4 028
1622	Bridge, tunnel, & elevated highway construction	—	—	—	—	—
1623	Water, sewer, pipeline, & communications & power lines	—	—	—	—	—
1629	Heavy construction, nec	—	—	—	—	—
1711	Plumbing, heating, & air-conditioning	—	—	—	—	—
1721	Painting & paper hanging	—	—	—	—	—
1731	Electrical work	1	a	D	D	D
1741	Masonry, stone setting, & other stonework	—	—	—	—	—
1742	Plastering, drywall, acoustical, & insulation work	—	—	—	—	—
1743	Terrazzo, tile, marble, & mosaic work	—	—	—	—	—
1751	Carpentry work	—	—	—	—	—
1752	Floor laying & other floor work, nec	—	—	—	—	—
1761	Roofing, siding, & sheet metal work	1	a	D	D	D
1771	Concrete work	—	—	—	—	—
1781	Water well drilling	—	—	—	—	—
1791	Structural steel erection	—	—	—	—	—
1793	Glass & glazing work	—	—	—	—	—
1794	Excavation work	—	—	—	—	—
1795	Wrecking & demolition work	1	a	D	D	D
1796	Installation or erection of building equipment, nec	—	—	—	—	—
1799	Special trade contractors, nec	—	—	—	—	—
6552	Subdividers and developers nec (ex cemeteries)	—	—	—	—	—
	<b>San Sebastián, PR</b>	<b>25</b>	<b>227</b>	<b>1 857</b>	<b>9 660</b>	<b>D</b>
1521	Single-family housing construction	6	30	192	1 136	538
1522	Residential construction, nec	1	a	D	D	D
1531	Operative builders	1	b	D	D	D
1541	Industrial building & warehouses	—	—	—	—	—
1542	Nonresidential construction, nec	2	b	D	D	D
1611	Highway & street construction, excluding elevated highways	—	—	—	—	—
1622	Bridge, tunnel, & elevated highway construction	—	—	—	—	—
1623	Water, sewer, pipeline, & communications & power lines	—	—	—	—	—
1629	Heavy construction, nec	1	a	D	D	D
1711	Plumbing, heating, & air-conditioning	2	b	D	D	D
1721	Painting & paper hanging	—	—	—	—	—
1731	Electrical work	6	48	477	1 343	908
1741	Masonry, stone setting, & other stonework	—	—	—	—	—
1742	Plastering, drywall, acoustical, & insulation work	—	—	—	—	—
1743	Terrazzo, tile, marble, & mosaic work	—	—	—	—	—
1751	Carpentry work	—	—	—	—	—
1752	Floor laying & other floor work, nec	1	a	D	D	D
1761	Roofing, siding, & sheet metal work	—	—	—	—	—
1771	Concrete work	1	a	D	D	D
1781	Water well drilling	—	—	—	—	—
1791	Structural steel erection	—	—	—	—	—
1793	Glass & glazing work	—	—	—	—	—
1794	Excavation work	1	a	D	D	D
1795	Wrecking & demolition work	—	—	—	—	—
1796	Installation or erection of building equipment, nec	—	—	—	—	—
1799	Special trade contractors, nec	1	a	D	D	D
6552	Subdividers and developers nec (ex cemeteries)	2	a	D	D	D
	<b>Santa Isabel, PR</b>	<b>5</b>	<b>258</b>	<b>2 564</b>	<b>14 677</b>	<b>D</b>
1521	Single-family housing construction	1	b	D	D	D
1522	Residential construction, nec	—	—	—	—	—
1531	Operative builders	1	a	D	D	D
1541	Industrial building & warehouses	—	—	—	—	—
1542	Nonresidential construction, nec	1	a	D	D	D
1611	Highway & street construction, excluding elevated highways	—	—	—	—	—
1622	Bridge, tunnel, & elevated highway construction	—	—	—	—	—
1623	Water, sewer, pipeline, & communications & power lines	—	—	—	—	—
1629	Heavy construction, nec	1	c	D	D	D
1711	Plumbing, heating, & air-conditioning	—	—	—	—	—
1721	Painting & paper hanging	—	—	—	—	—
1731	Electrical work	—	—	—	—	—
1741	Masonry, stone setting, & other stonework	—	—	—	—	—
1742	Plastering, drywall, acoustical, & insulation work	—	—	—	—	—
1743	Terrazzo, tile, marble, & mosaic work	—	—	—	—	—
1751	Carpentry work	—	—	—	—	—
1752	Floor laying & other floor work, nec	—	—	—	—	—
1761	Roofing, siding, & sheet metal work	—	—	—	—	—
1771	Concrete work	—	—	—	—	—
1781	Water well drilling	—	—	—	—	—
1791	Structural steel erection	—	—	—	—	—
1793	Glass & glazing work	—	—	—	—	—
1794	Excavation work	—	—	—	—	—
1795	Wrecking & demolition work	—	—	—	—	—
1796	Installation or erection of building equipment, nec	—	—	—	—	—
1799	Special trade contractors, nec	1	a	D	D	D
6552	Subdividers and developers nec (ex cemeteries)	—	—	—	—	—

**Table 4. Basic Statistics for Establishments by Municipio and Industry: 1997—Con.**

[Detail may not add to total because of rounding. For meaning of abbreviations and symbols, see introductory text. For explanation of terms, see Appendix A]

SIC code	Geographic area and industry	Establishments (number)	All employees+ (number)	Payroll, all employees (\$1,000)	Value of construction work (\$1,000)	Value added++ (\$1,000)
	<b>Toa Alta, PR</b>	<b>12</b>	<b>55</b>	<b>479</b>	<b>2 462</b>	<b>1 197</b>
1521	Single-family housing construction	3	12	78	726	210
1522	Residential construction, nec	1	a	D	D	D
1531	Operative builders	—	—	—	—	—
1541	Industrial building & warehouses	—	—	—	—	—
1542	Nonresidential construction, nec	3	9	66	644	348
1611	Highway & street construction, excluding elevated highways	—	—	—	—	—
1622	Bridge, tunnel, & elevated highway construction	—	—	—	—	—
1623	Water, sewer, pipeline, & communications & power lines	—	—	—	—	—
1629	Heavy construction, nec	—	—	—	—	—
1711	Plumbing, heating, & air-conditioning	—	—	—	—	—
1721	Painting & paper hanging	—	—	—	—	—
1731	Electrical work	—	—	—	—	—
1741	Masonry, stone setting, & other stonework	—	—	—	—	—
1742	Plastering, drywall, acoustical, & insulation work	—	—	—	—	—
1743	Terrazzo, tile, marble, & mosaic work	—	—	—	—	—
1751	Carpentry work	—	—	—	—	—
1752	Floor laying & other floor work, nec	—	—	—	—	—
1761	Roofing, siding, & sheet metal work	1	a	D	D	D
1771	Concrete work	1	a	D	D	D
1781	Water well drilling	—	—	—	—	—
1791	Structural steel erection	—	—	—	—	—
1793	Glass & glazing work	—	—	—	—	—
1794	Excavation work	1	a	D	D	D
1795	Wrecking & demolition work	—	—	—	—	—
1796	Installation or erection of building equipment, nec	—	—	—	—	—
1799	Special trade contractors, nec	1	a	D	D	D
6552	Subdividers and developers nec (ex cemeteries)	1	a	D	D	D
	<b>Toa Baja, PR</b>	<b>40</b>	<b>1 124</b>	<b>14 351</b>	<b>95 313</b>	<b>D</b>
1521	Single-family housing construction	8	172	1 796	13 228	4 756
1522	Residential construction, nec	4	103	2 220	16 208	12 524
1531	Operative builders	—	—	—	—	—
1541	Industrial building & warehouses	1	a	D	D	D
1542	Nonresidential construction, nec	4	80	1 038	9 939	6 548
1611	Highway & street construction, excluding elevated highways	2	e	D	D	D
1622	Bridge, tunnel, & elevated highway construction	—	—	—	—	—
1623	Water, sewer, pipeline, & communications & power lines	—	—	—	—	—
1629	Heavy construction, nec	—	—	—	—	—
1711	Plumbing, heating, & air-conditioning	3	16	182	1 262	450
1721	Painting & paper hanging	3	13	108	344	208
1731	Electrical work	4	b	D	D	D
1741	Masonry, stone setting, & other stonework	1	a	D	D	D
1742	Plastering, drywall, acoustical, & insulation work	—	—	—	—	—
1743	Terrazzo, tile, marble, & mosaic work	—	—	—	—	—
1751	Carpentry work	—	—	—	—	—
1752	Floor laying & other floor work, nec	—	—	—	—	—
1761	Roofing, siding, & sheet metal work	3	101	987	5 851	3 281
1771	Concrete work	1	a	D	D	D
1781	Water well drilling	—	—	—	—	—
1791	Structural steel erection	3	107	1 097	3 842	2 127
1793	Glass & glazing work	1	b	D	D	D
1794	Excavation work	—	—	—	—	—
1795	Wrecking & demolition work	—	—	—	—	—
1796	Installation or erection of building equipment, nec	—	—	—	—	—
1799	Special trade contractors, nec	2	a	D	D	D
6552	Subdividers and developers nec (ex cemeteries)	—	—	—	—	—
	<b>Trujillo Alto, PR</b>	<b>38</b>	<b>1 766</b>	<b>25 561</b>	<b>128 964</b>	<b>D</b>
1521	Single-family housing construction	3	34	225	1 397	643
1522	Residential construction, nec	2	b	D	D	D
1531	Operative builders	—	—	—	—	—
1541	Industrial building & warehouses	1	b	D	D	D
1542	Nonresidential construction, nec	5	283	3 224	13 450	5 222
1611	Highway & street construction, excluding elevated highways	4	f	D	D	D
1622	Bridge, tunnel, & elevated highway construction	—	—	—	—	—
1623	Water, sewer, pipeline, & communications & power lines	1	b	D	D	D
1629	Heavy construction, nec	5	123	1 307	7 704	3 959
1711	Plumbing, heating, & air-conditioning	3	13	114	535	334
1721	Painting & paper hanging	—	—	—	—	—
1731	Electrical work	—	—	—	—	—
1741	Masonry, stone setting, & other stonework	8	481	6 853	28 265	9 718
1742	Plastering, drywall, acoustical, & insulation work	1	a	D	D	D
1743	Terrazzo, tile, marble, & mosaic work	—	—	—	—	—
1751	Carpentry work	—	—	—	—	—
1752	Floor laying & other floor work, nec	1	a	D	D	D
1761	Roofing, siding, & sheet metal work	2	a	D	D	D
1771	Concrete work	1	a	D	D	D
1781	Water well drilling	—	—	—	—	—
1791	Structural steel erection	—	—	—	—	—
1793	Glass & glazing work	—	—	—	—	—
1794	Excavation work	—	—	—	—	—
1795	Wrecking & demolition work	—	—	—	—	—
1796	Installation or erection of building equipment, nec	—	—	—	—	—
1799	Special trade contractors, nec	—	—	—	—	—
6552	Subdividers and developers nec (ex cemeteries)	1	a	D	D	D

**Table 4. Basic Statistics for Establishments by Municipio and Industry: 1997—Con.**

[Detail may not add to total because of rounding. For meaning of abbreviations and symbols, see introductory text. For explanation of terms, see Appendix A]

SIC code	Geographic area and industry	Establishments (number)	All employees+ (number)	Payroll, all employees (\$1,000)	Value of construction work (\$1,000)	Value added++ (\$1,000)
	<b>Utuaado, PR</b>	<b>3</b>	<b>15</b>	<b>142</b>	<b>550</b>	<b>274</b>
1521	Single-family housing construction	2	a	D	D	D
1522	Residential construction, nec	—	—	—	—	—
1531	Operative builders	—	—	—	—	—
1541	Industrial building & warehouses	—	—	—	—	—
1542	Nonresidential construction, nec	—	—	—	—	—
1611	Highway & street construction, excluding elevated highways	1	a	D	D	D
1622	Bridge, tunnel, & elevated highway construction	—	—	—	—	—
1623	Water, sewer, pipeline, & communications & power lines	—	—	—	—	—
1629	Heavy construction, nec	—	—	—	—	—
1711	Plumbing, heating, & air-conditioning	—	—	—	—	—
1721	Painting & paper hanging	—	—	—	—	—
1731	Electrical work	—	—	—	—	—
1741	Masonry, stone setting, & other stonework	—	—	—	—	—
1742	Plastering, drywall, acoustical, & insulation work	—	—	—	—	—
1743	Terrazzo, tile, marble, & mosaic work	—	—	—	—	—
1751	Carpentry work	—	—	—	—	—
1752	Floor laying & other floor work, nec	—	—	—	—	—
1761	Roofing, siding, & sheet metal work	—	—	—	—	—
1771	Concrete work	—	—	—	—	—
1781	Water well drilling	—	—	—	—	—
1791	Structural steel erection	—	—	—	—	—
1793	Glass & glazing work	—	—	—	—	—
1794	Excavation work	—	—	—	—	—
1795	Wrecking & demolition work	—	—	—	—	—
1796	Installation or erection of building equipment, nec	—	—	—	—	—
1799	Special trade contractors, nec	—	—	—	—	—
6552	Subdividers and developers nec (ex cemeteries)	—	—	—	—	—
	<b>Vega Alta, PR</b>	<b>9</b>	<b>214</b>	<b>2 510</b>	<b>12 213</b>	<b>D</b>
1521	Single-family housing construction	2	a	D	D	D
1522	Residential construction, nec	—	—	—	—	—
1531	Operative builders	—	—	—	—	—
1541	Industrial building & warehouses	1	b	D	D	D
1542	Nonresidential construction, nec	1	c	D	D	D
1611	Highway & street construction, excluding elevated highways	—	—	—	—	—
1622	Bridge, tunnel, & elevated highway construction	—	—	—	—	—
1623	Water, sewer, pipeline, & communications & power lines	—	—	—	—	—
1629	Heavy construction, nec	—	—	—	—	—
1711	Plumbing, heating, & air-conditioning	—	—	—	—	—
1721	Painting & paper hanging	—	—	—	—	—
1731	Electrical work	1	a	D	D	D
1741	Masonry, stone setting, & other stonework	—	—	—	—	—
1742	Plastering, drywall, acoustical, & insulation work	—	—	—	—	—
1743	Terrazzo, tile, marble, & mosaic work	—	—	—	—	—
1751	Carpentry work	—	—	—	—	—
1752	Floor laying & other floor work, nec	—	—	—	—	—
1761	Roofing, siding, & sheet metal work	—	—	—	—	—
1771	Concrete work	—	—	—	—	—
1781	Water well drilling	—	—	—	—	—
1791	Structural steel erection	—	—	—	—	—
1793	Glass & glazing work	—	—	—	—	—
1794	Excavation work	—	—	—	—	—
1795	Wrecking & demolition work	1	a	D	D	D
1796	Installation or erection of building equipment, nec	—	—	—	—	—
1799	Special trade contractors, nec	1	a	D	D	D
6552	Subdividers and developers nec (ex cemeteries)	2	a	D	D	D
	<b>Vega Baja, PR</b>	<b>26</b>	<b>672</b>	<b>6 172</b>	<b>31 747</b>	<b>D</b>
1521	Single-family housing construction	4	b	D	D	D
1522	Residential construction, nec	—	—	—	—	—
1531	Operative builders	1	a	D	D	D
1541	Industrial building & warehouses	3	55	374	1 434	846
1542	Nonresidential construction, nec	3	169	1 603	6 225	3 420
1611	Highway & street construction, excluding elevated highways	2	a	D	D	D
1622	Bridge, tunnel, & elevated highway construction	—	—	—	—	—
1623	Water, sewer, pipeline, & communications & power lines	3	c	D	D	D
1629	Heavy construction, nec	—	—	—	—	—
1711	Plumbing, heating, & air-conditioning	1	a	D	D	D
1721	Painting & paper hanging	1	b	D	D	D
1731	Electrical work	2	a	D	D	D
1741	Masonry, stone setting, & other stonework	1	a	D	D	D
1742	Plastering, drywall, acoustical, & insulation work	—	—	—	—	—
1743	Terrazzo, tile, marble, & mosaic work	—	—	—	—	—
1751	Carpentry work	2	a	D	D	D
1752	Floor laying & other floor work, nec	1	a	D	D	D
1761	Roofing, siding, & sheet metal work	—	—	—	—	—
1771	Concrete work	2	a	D	D	D
1781	Water well drilling	—	—	—	—	—
1791	Structural steel erection	—	—	—	—	—
1793	Glass & glazing work	—	—	—	—	—
1794	Excavation work	—	—	—	—	—
1795	Wrecking & demolition work	—	—	—	—	—
1796	Installation or erection of building equipment, nec	—	—	—	—	—
1799	Special trade contractors, nec	—	—	—	—	—
6552	Subdividers and developers nec (ex cemeteries)	—	—	—	—	—

**Table 4. Basic Statistics for Establishments by Municipio and Industry: 1997—Con.**

[Detail may not add to total because of rounding. For meaning of abbreviations and symbols, see introductory text. For explanation of terms, see Appendix A]

SIC code	Geographic area and industry	Establishments (number)	All employees+ (number)	Payroll, all employees (\$1,000)	Value of construction work (\$1,000)	Value added++ (\$1,000)
	<b>Vieques, PR</b>	<b>3</b>	<b>b</b>	<b>D</b>	<b>D</b>	<b>D</b>
1521	Single-family housing construction	1	b	D	D	D
1522	Residential construction, nec	—	—	—	—	—
1531	Operative builders	—	—	—	—	—
1541	Industrial building & warehouses	—	—	—	—	—
1542	Nonresidential construction, nec	—	—	—	—	—
1611	Highway & street construction, excluding elevated highways	—	—	—	—	—
1622	Bridge, tunnel, & elevated highway construction	—	—	—	—	—
1623	Water, sewer, pipeline, & communications & power lines	—	—	—	—	—
1629	Heavy construction, nec	1	b	D	D	D
1711	Plumbing, heating, & air-conditioning	—	—	—	—	—
1721	Painting & paper hanging	—	—	—	—	—
1731	Electrical work	—	—	—	—	—
1741	Masonry, stone setting, & other stonework	—	—	—	—	—
1742	Plastering, drywall, acoustical, & insulation work	—	—	—	—	—
1743	Terrazzo, tile, marble, & mosaic work	—	—	—	—	—
1751	Carpentry work	—	—	—	—	—
1752	Floor laying & other floor work, nec	—	—	—	—	—
1761	Roofing, siding, & sheet metal work	—	—	—	—	—
1771	Concrete work	—	—	—	—	—
1781	Water well drilling	—	—	—	—	—
1791	Structural steel erection	1	a	D	D	D
1793	Glass & glazing work	—	—	—	—	—
1794	Excavation work	—	—	—	—	—
1795	Wrecking & demolition work	—	—	—	—	—
1796	Installation or erection of building equipment, nec	—	—	—	—	—
1799	Special trade contractors, nec	—	—	—	—	—
6552	Subdividers and developers nec (ex cemeteries)	—	—	—	—	—
	<b>Villalba, PR</b>	<b>12</b>	<b>b</b>	<b>D</b>	<b>D</b>	<b>D</b>
1521	Single-family housing construction	4	27	222	1 359	605
1522	Residential construction, nec	—	—	—	—	—
1531	Operative builders	1	a	D	D	D
1541	Industrial building & warehouses	1	a	D	D	D
1542	Nonresidential construction, nec	—	—	—	—	—
1611	Highway & street construction, excluding elevated highways	—	—	—	—	—
1622	Bridge, tunnel, & elevated highway construction	—	—	—	—	—
1623	Water, sewer, pipeline, & communications & power lines	—	—	—	—	—
1629	Heavy construction, nec	1	a	D	D	D
1711	Plumbing, heating, & air-conditioning	2	a	D	D	D
1721	Painting & paper hanging	—	—	—	—	—
1731	Electrical work	—	—	—	—	—
1741	Masonry, stone setting, & other stonework	—	—	—	—	—
1742	Plastering, drywall, acoustical, & insulation work	—	—	—	—	—
1743	Terrazzo, tile, marble, & mosaic work	—	—	—	—	—
1751	Carpentry work	1	a	D	D	D
1752	Floor laying & other floor work, nec	—	—	—	—	—
1761	Roofing, siding, & sheet metal work	—	—	—	—	—
1771	Concrete work	—	—	—	—	—
1781	Water well drilling	—	—	—	—	—
1791	Structural steel erection	2	b	D	D	D
1793	Glass & glazing work	—	—	—	—	—
1794	Excavation work	—	—	—	—	—
1795	Wrecking & demolition work	—	—	—	—	—
1796	Installation or erection of building equipment, nec	—	—	—	—	—
1799	Special trade contractors, nec	—	—	—	—	—
6552	Subdividers and developers nec (ex cemeteries)	—	—	—	—	—
	<b>Yabucoa, PR</b>	<b>8</b>	<b>146</b>	<b>1 652</b>	<b>8 847</b>	<b>3 657</b>
1521	Single-family housing construction	3	14	99	615	282
1522	Residential construction, nec	1	a	D	D	D
1531	Operative builders	1	c	D	D	D
1541	Industrial building & warehouses	—	—	—	—	—
1542	Nonresidential construction, nec	1	a	D	D	D
1611	Highway & street construction, excluding elevated highways	—	—	—	—	—
1622	Bridge, tunnel, & elevated highway construction	—	—	—	—	—
1623	Water, sewer, pipeline, & communications & power lines	1	a	D	D	D
1629	Heavy construction, nec	—	—	—	—	—
1711	Plumbing, heating, & air-conditioning	1	a	D	D	D
1721	Painting & paper hanging	—	—	—	—	—
1731	Electrical work	—	—	—	—	—
1741	Masonry, stone setting, & other stonework	—	—	—	—	—
1742	Plastering, drywall, acoustical, & insulation work	—	—	—	—	—
1743	Terrazzo, tile, marble, & mosaic work	—	—	—	—	—
1751	Carpentry work	—	—	—	—	—
1752	Floor laying & other floor work, nec	—	—	—	—	—
1761	Roofing, siding, & sheet metal work	—	—	—	—	—
1771	Concrete work	—	—	—	—	—
1781	Water well drilling	—	—	—	—	—
1791	Structural steel erection	—	—	—	—	—
1793	Glass & glazing work	—	—	—	—	—
1794	Excavation work	—	—	—	—	—
1795	Wrecking & demolition work	—	—	—	—	—
1796	Installation or erection of building equipment, nec	—	—	—	—	—
1799	Special trade contractors, nec	—	—	—	—	—
6552	Subdividers and developers nec (ex cemeteries)	—	—	—	—	—



**Table 4. Basic Statistics for Establishments by Municipio and Industry: 1997—Con.**

[Detail may not add to total because of rounding. For meaning of abbreviations and symbols, see introductory text. For explanation of terms, see Appendix A]

SIC code	Geographic area and industry	Establishments (number)	All employees+ (number)	Payroll, all employees (\$1,000)	Value of construction work (\$1,000)	Value added++ (\$1,000)
	<b>Yauco, PR</b> .....	<b>14</b>	<b>141</b>	<b>1 529</b>	<b>10 814</b>	<b>6 212</b>
1521	Single-family housing construction .....	3	a	D	D	D
1522	Residential construction, nec .....	—	—	—	—	—
1531	Operative builders .....	—	—	—	—	—
1541	Industrial building & warehouses .....	2	a	D	D	D
1542	Nonresidential construction, nec .....	—	—	—	—	—
1611	Highway & street construction, excluding elevated highways .....	—	—	—	—	—
1622	Bridge, tunnel, & elevated highway construction .....	—	—	—	—	—
1623	Water, sewer, pipeline, & communications & power lines .....	—	—	—	—	—
1629	Heavy construction, nec .....	—	—	—	—	—
1711	Plumbing, heating, & air-conditioning .....	1	a	D	D	D
1721	Painting & paper hanging .....	2	a	D	D	D
1731	Electrical work .....	1	a	D	D	D
1741	Masonry, stone setting, & other stonework .....	—	—	—	—	—
1742	Plastering, drywall, acoustical, & insulation work .....	1	b	D	D	D
1743	Terrazzo, tile, marble, & mosaic work .....	—	—	—	—	—
1751	Carpentry work .....	—	—	—	—	—
1752	Floor laying & other floor work, nec .....	—	—	—	—	—
1761	Roofing, siding, & sheet metal work .....	—	—	—	—	—
1771	Concrete work .....	—	—	—	—	—
1781	Water well drilling .....	—	—	—	—	—
1791	Structural steel erection .....	1	a	D	D	D
1793	Glass & glazing work .....	—	—	—	—	—
1794	Excavation work .....	—	—	—	—	—
1795	Wrecking & demolition work .....	—	—	—	—	—
1796	Installation or erection of building equipment, nec .....	—	—	—	—	—
1799	Special trade contractors, nec .....	2	a	D	D	D
6552	Subdividers and developers nec (ex cemeteries) .....	1	b	D	D	D

**Table 5. Class and Ownership of Construction Projects for Establishments by Municipios: 1997**

[Thousand dollars. Detail may not add to total because of rounding. For meaning of abbreviations and symbols, see introductory text. For explanation of terms, see Appendix A]

Geographic area	Value of construction work	Class of construction		Ownership of construction projects	
		New construction	Maintenance and repair	Government owned construction	Privately owned construction
<b>Puerto Rico</b> .....	<b>3 965 294</b>	<b>3 041 046</b>	<b>924 421</b>	<b>1 607 463</b>	<b>2 357 919</b>
Adjuntas.....	2 746	1 535	1 211	2 149	597
Aguada.....	21 161	17 993	3 171	4 702	16 460
Aguadilla.....	19 487	13 863	5 624	6 741	12 746
Aguas Buenas.....	3 925	2 723	1 203	1 079	2 846
Aibonito.....	4 974	4 472	503	2 131	2 844
Añasco.....	10 949	6 864	4 087	6 165	4 784
Arecibo.....	35 308	32 939	2 371	29 507	5 802
Arroyo.....	1 164	910	254	735	429
Barceloneta.....	20 298	13 478	6 821	3 417	16 881
Barranquitas.....	D	13 328	D	9 551	D
Bayamón.....	142 833	99 250	43 592	64 956	77 883
Cabo Rojo.....	14 130	6 879	7 252	9 757	4 373
Caguas.....	76 880	57 040	19 844	26 710	50 173
Camuy.....	9 325	7 020	2 307	4 373	4 953
Canóvanas.....	6 090	2 191	3 900	3 629	2 462
Carolina.....	128 708	97 151	31 565	62 217	66 496
Cataño.....	30 509	16 812	13 698	14 624	15 885
Cayey.....	4 177	3 082	1 096	1 577	2 600
Ceiba.....	593	472	121	D	D
Ciales.....	4 712	3 982	733	3 369	1 345
Cidra.....	4 228	3 152	1 079	1 515	2 714
Coamo.....	10 092	8 042	2 053	3 736	6 357
Comerio.....	1 672	1 091	582	1 073	599
Corozal.....	4 888	3 224	1 664	1 128	3 760
Culebra.....	D	D	D	D	D
Dorado.....	22 909	19 301	3 609	3 687	19 222
Fajardo.....	25 295	14 740	10 556	8 813	16 482
Florida.....	D	D	D	D	D
Guánica.....	7 247	4 811	2 438	1 870	5 377
Guayama.....	13 814	8 924	4 891	2 406	11 408
Guayanilla.....	D	D	D	D	D
Guaynabo.....	704 653	525 696	178 968	289 900	414 758
Gurabo.....	14 938	11 947	2 992	11 122	3 817
Hatillo.....	10 239	7 852	2 387	2 125	8 114
Hormigueros.....	18 427	D	D	13 636	4 791
Humacao.....	19 964	15 496	4 469	6 515	13 450
Isabela.....	5 308	3 160	2 150	1 579	3 729
Jayuya.....	D	5 340	D	D	D
Juana Díaz.....	10 276	9 006	1 273	2 212	8 066
Juncos.....	13 790	10 102	3 689	5 880	7 911
Lajas.....	32 006	24 085	7 923	8 116	23 890
Lares.....	2 317	1 830	490	1 368	950
Las Marías.....	3 557	2 171	1 388	1 105	2 454
Las Piedras.....	94 810	90 037	4 774	79 410	15 402
Loíza.....	D	D	D	D	D
Luquillo.....	1 920	D	D	739	1 181
Manatí.....	9 701	6 813	2 888	4 566	5 135
Maricao.....	562	D	D	D	D
Maunabo.....	D	D	D	D	D
Mayagüez.....	139 386	113 707	25 688	63 506	75 885
Moca.....	17 240	10 355	6 894	9 897	7 345
Morovis.....	10 497	9 629	868	D	D
Naguabo.....	22 265	15 085	7 181	3 548	18 718
Naranjito.....	32 114	18 716	13 400	23 465	8 649
Orocovis.....	4 147	1 798	2 349	1 085	3 062
Patillas.....	4 956	3 250	1 708	D	D
Peñuelas.....	26 236	13 476	12 760	4 971	21 265
Ponce.....	232 278	199 951	32 333	105 452	126 827
Quebradillas.....	8 098	6 287	1 813	5 476	2 623
Rincón.....	2 107	1 007	1 101	203	1 904
Río Grande.....	2 545	1 417	1 129	1 130	1 415
Sabana Grande.....	5 375	D	D	838	4 537
Salinas.....	D	D	D	D	D
San Germán.....	15 342	13 020	2 323	6 110	9 233
San Juan.....	1 497 328	1 181 062	316 303	464 157	1 033 191
San Lorenzo.....	15 147	13 703	1 445	11 522	3 626
San Sebastián.....	9 660	7 166	2 499	2 764	6 897
Santa Isabel.....	14 677	D	D	D	D
Toa Alta.....	2 462	1 380	1 082	511	1 951
Toa Baja.....	95 313	70 564	24 751	59 713	35 606
Trujillo Alto.....	128 964	93 648	35 319	74 062	54 905
Utua.....	550	309	242	388	162
Vega Alta.....	12 213	6 575	5 639	D	D
Vega Baja.....	31 747	21 946	9 804	18 487	13 261
Vieques.....	D	D	D	D	D
Villalba.....	D	D	D	D	D
Yabucoa.....	8 847	8 366	482	803	8 045
Yauco.....	10 814	5 022	5 793	1 392	9 422

**Table 6. Type of Construction Statistics for Establishments by Municipios: 1997**

[Detail may not add to total because of rounding. For meaning of abbreviations and symbols, see introductory text. For explanation of terms, see Appendix A]

Geographic area and type of construction	Value of construction work (\$1,000)
<b>PUERTO RICO</b>	
<b>Total</b> .....	<b>3 965 294</b>
<b>Building construction, total</b> .....	<b>2 716 648</b>
Single-family houses, detached and attached .....	840 849
Apartment buildings and other residential buildings .....	380 980
Industrial buildings and warehouses .....	493 572
Commercial buildings .....	609 770
Other nonresidential buildings .....	391 477
<b>Nonbuilding construction, total</b> .....	<b>1 248 825</b>
Highways, streets, and related work .....	481 606
Bridges, tunnels, and elevated highways .....	111 357
Water, sewer, pipeline, communication transmission lines, and power lines .....	282 720
Other nonbuilding construction, nec .....	373 142
<b>Construction work not specified by kind</b> .....	-
<b>Adjuntas</b>	
<b>Total</b> .....	<b>2 746</b>
<b>Building construction, total</b> .....	<b>1 319</b>
Single-family houses, detached and attached .....	488
Apartment buildings and other residential buildings .....	D
Industrial buildings and warehouses .....	210
Commercial buildings .....	D
Other nonresidential buildings .....	D
<b>Nonbuilding construction, total</b> .....	<b>1 430</b>
Highways, streets, and related work .....	D
Bridges, tunnels, and elevated highways .....	D
Water, sewer, pipeline, communication transmission lines, and power lines .....	D
Other nonbuilding construction, nec .....	D
<b>Construction work not specified by kind</b> .....	-
<b>Aguada</b>	
<b>Total</b> .....	<b>21 161</b>
<b>Building construction, total</b> .....	<b>19 145</b>
Single-family houses, detached and attached .....	14 128
Apartment buildings and other residential buildings .....	2 539
Industrial buildings and warehouses .....	931
Commercial buildings .....	D
Other nonresidential buildings .....	D
<b>Nonbuilding construction, total</b> .....	<b>2 033</b>
Highways, streets, and related work .....	430
Bridges, tunnels, and elevated highways .....	208
Water, sewer, pipeline, communication transmission lines, and power lines .....	704
Other nonbuilding construction, nec .....	691
<b>Construction work not specified by kind</b> .....	-
<b>Aguadilla</b>	
<b>Total</b> .....	<b>19 487</b>
<b>Building construction, total</b> .....	<b>17 719</b>
Single-family houses, detached and attached .....	7 943
Apartment buildings and other residential buildings .....	3 393
Industrial buildings and warehouses .....	3 268
Commercial buildings .....	D
Other nonresidential buildings .....	D
<b>Nonbuilding construction, total</b> .....	<b>1 766</b>
Highways, streets, and related work .....	D
Bridges, tunnels, and elevated highways .....	D
Water, sewer, pipeline, communication transmission lines, and power lines .....	435
Other nonbuilding construction, nec .....	779
<b>Construction work not specified by kind</b> .....	-
<b>Aguas Buenas</b>	
<b>Total</b> .....	<b>3 925</b>
<b>Building construction, total</b> .....	<b>1 918</b>
Single-family houses, detached and attached .....	624
Apartment buildings and other residential buildings .....	D
Industrial buildings and warehouses .....	D
Commercial buildings .....	511
Other nonresidential buildings .....	D
<b>Nonbuilding construction, total</b> .....	<b>2 008</b>
Highways, streets, and related work .....	D
Bridges, tunnels, and elevated highways .....	D
Water, sewer, pipeline, communication transmission lines, and power lines .....	259
Other nonbuilding construction, nec .....	D
<b>Construction work not specified by kind</b> .....	-

**Table 6. Type of Construction Statistics for Establishments by Municipios: 1997—Con.**

[Detail may not add to total because of rounding. For meaning of abbreviations and symbols, see introductory text. For explanation of terms, see Appendix A]

Geographic area and type of construction	Value of construction work (\$1,000)
<b>Aibonito</b>	
<b>Total</b> .....	<b>4 974</b>
<b>Building construction, total</b> .....	<b>4 731</b>
Single-family houses, detached and attached .....	578
Apartment buildings and other residential buildings .....	242
Industrial buildings and warehouses .....	281
Commercial buildings .....	3 427
Other nonresidential buildings .....	203
<b>Nonbuilding construction, total</b> .....	<b>239</b>
Highways, streets, and related work .....	D
Bridges, tunnels, and elevated highways .....	D
Water, sewer, pipeline, communication transmission lines, and power lines .....	69
Other nonbuilding construction, nec .....	141
<b>Construction work not specified by kind</b> .....	<b>-</b>
<b>Añasco</b>	
<b>Total</b> .....	<b>10 949</b>
<b>Building construction, total</b> .....	<b>6 073</b>
Single-family houses, detached and attached .....	2 338
Apartment buildings and other residential buildings .....	523
Industrial buildings and warehouses .....	739
Commercial buildings .....	1 082
Other nonresidential buildings .....	1 391
<b>Nonbuilding construction, total</b> .....	<b>4 875</b>
Highways, streets, and related work .....	D
Bridges, tunnels, and elevated highways .....	D
Water, sewer, pipeline, communication transmission lines, and power lines .....	1 296
Other nonbuilding construction, nec .....	D
<b>Construction work not specified by kind</b> .....	<b>-</b>
<b>Arecibo</b>	
<b>Total</b> .....	<b>35 308</b>
<b>Building construction, total</b> .....	<b>5 986</b>
Single-family houses, detached and attached .....	2 587
Apartment buildings and other residential buildings .....	727
Industrial buildings and warehouses .....	1 108
Commercial buildings .....	860
Other nonresidential buildings .....	704
<b>Nonbuilding construction, total</b> .....	<b>29 338</b>
Highways, streets, and related work .....	D
Bridges, tunnels, and elevated highways .....	D
Water, sewer, pipeline, communication transmission lines, and power lines .....	D
Other nonbuilding construction, nec .....	D
<b>Construction work not specified by kind</b> .....	<b>-</b>
<b>Arroyo</b>	
<b>Total</b> .....	<b>1 164</b>
<b>Building construction, total</b> .....	<b>D</b>
Single-family houses, detached and attached .....	D
Apartment buildings and other residential buildings .....	D
Industrial buildings and warehouses .....	D
Commercial buildings .....	D
Other nonresidential buildings .....	D
<b>Nonbuilding construction, total</b> .....	<b>D</b>
Highways, streets, and related work .....	13
Bridges, tunnels, and elevated highways .....	D
Water, sewer, pipeline, communication transmission lines, and power lines .....	25
Other nonbuilding construction, nec .....	D
<b>Construction work not specified by kind</b> .....	<b>-</b>
<b>Barceloneta</b>	
<b>Total</b> .....	<b>20 298</b>
<b>Building construction, total</b> .....	<b>12 570</b>
Single-family houses, detached and attached .....	1 898
Apartment buildings and other residential buildings .....	1 109
Industrial buildings and warehouses .....	8 690
Commercial buildings .....	430
Other nonresidential buildings .....	443
<b>Nonbuilding construction, total</b> .....	<b>7 730</b>
Highways, streets, and related work .....	71
Bridges, tunnels, and elevated highways .....	30
Water, sewer, pipeline, communication transmission lines, and power lines .....	1 106
Other nonbuilding construction, nec .....	6 523
<b>Construction work not specified by kind</b> .....	<b>-</b>

**Table 6. Type of Construction Statistics for Establishments by Municipios: 1997—Con.**

[Detail may not add to total because of rounding. For meaning of abbreviations and symbols, see introductory text. For explanation of terms, see Appendix A]

Geographic area and type of construction	Value of construction work (\$1,000)
<b>Barranquitas</b>	
<b>Total</b> .....	<b>D</b>
<b>Building construction, total</b> .....	<b>11 903</b>
Single-family houses, detached and attached .....	3 632
Apartment buildings and other residential buildings .....	1 265
Industrial buildings and warehouses .....	1 573
Commercial buildings .....	3 851
Other nonresidential buildings .....	1 582
<b>Nonbuilding construction, total</b> .....	<b>D</b>
Highways, streets, and related work .....	1 177
Bridges, tunnels, and elevated highways .....	D
Water, sewer, pipeline, communication transmission lines, and power lines .....	1 082
Other nonbuilding construction, nec .....	1 828
<b>Construction work not specified by kind</b> .....	<b>-</b>
<b>Bayamón</b>	
<b>Total</b> .....	<b>142 833</b>
<b>Building construction, total</b> .....	<b>79 738</b>
Single-family houses, detached and attached .....	20 426
Apartment buildings and other residential buildings .....	16 122
Industrial buildings and warehouses .....	14 554
Commercial buildings .....	14 863
Other nonresidential buildings .....	13 773
<b>Nonbuilding construction, total</b> .....	<b>63 097</b>
Highways, streets, and related work .....	3 471
Bridges, tunnels, and elevated highways .....	3 343
Water, sewer, pipeline, communication transmission lines, and power lines .....	15 462
Other nonbuilding construction, nec .....	40 821
<b>Construction work not specified by kind</b> .....	<b>-</b>
<b>Cabo Rojo</b>	
<b>Total</b> .....	<b>14 130</b>
<b>Building construction, total</b> .....	<b>7 933</b>
Single-family houses, detached and attached .....	1 332
Apartment buildings and other residential buildings .....	D
Industrial buildings and warehouses .....	D
Commercial buildings .....	D
Other nonresidential buildings .....	1 543
<b>Nonbuilding construction, total</b> .....	<b>6 194</b>
Highways, streets, and related work .....	D
Bridges, tunnels, and elevated highways .....	108
Water, sewer, pipeline, communication transmission lines, and power lines .....	D
Other nonbuilding construction, nec .....	1 230
<b>Construction work not specified by kind</b> .....	<b>-</b>
<b>Caguas</b>	
<b>Total</b> .....	<b>76 880</b>
<b>Building construction, total</b> .....	<b>51 988</b>
Single-family houses, detached and attached .....	13 584
Apartment buildings and other residential buildings .....	7 493
Industrial buildings and warehouses .....	14 094
Commercial buildings .....	12 109
Other nonresidential buildings .....	4 708
<b>Nonbuilding construction, total</b> .....	<b>24 896</b>
Highways, streets, and related work .....	5 053
Bridges, tunnels, and elevated highways .....	652
Water, sewer, pipeline, communication transmission lines, and power lines .....	6 752
Other nonbuilding construction, nec .....	12 439
<b>Construction work not specified by kind</b> .....	<b>-</b>
<b>Camuy</b>	
<b>Total</b> .....	<b>9 325</b>
<b>Building construction, total</b> .....	<b>6 253</b>
Single-family houses, detached and attached .....	1 708
Apartment buildings and other residential buildings .....	362
Industrial buildings and warehouses .....	1 414
Commercial buildings .....	2 437
Other nonresidential buildings .....	332
<b>Nonbuilding construction, total</b> .....	<b>3 074</b>
Highways, streets, and related work .....	721
Bridges, tunnels, and elevated highways .....	D
Water, sewer, pipeline, communication transmission lines, and power lines .....	D
Other nonbuilding construction, nec .....	D
<b>Construction work not specified by kind</b> .....	<b>-</b>

**Table 6. Type of Construction Statistics for Establishments by Municipios: 1997—Con.**

[Detail may not add to total because of rounding. For meaning of abbreviations and symbols, see introductory text. For explanation of terms, see Appendix A]

Geographic area and type of construction	Value of construction work (\$1,000)
<b>Canóvanas</b>	
<b>Total</b> .....	<b>6 090</b>
<b>Building construction, total</b> .....	<b>2 323</b>
Single-family houses, detached and attached .....	1 120
Apartment buildings and other residential buildings .....	339
Industrial buildings and warehouses .....	321
Commercial buildings .....	357
Other nonresidential buildings .....	186
<b>Nonbuilding construction, total</b> .....	<b>3 770</b>
Highways, streets, and related work .....	D
Bridges, tunnels, and elevated highways .....	D
Water, sewer, pipeline, communication transmission lines, and power lines .....	D
Other nonbuilding construction, nec .....	D
<b>Construction work not specified by kind</b> .....	-
<b>Carolina</b>	
<b>Total</b> .....	<b>128 708</b>
<b>Building construction, total</b> .....	<b>78 858</b>
Single-family houses, detached and attached .....	21 270
Apartment buildings and other residential buildings .....	16 214
Industrial buildings and warehouses .....	13 111
Commercial buildings .....	11 124
Other nonresidential buildings .....	17 139
<b>Nonbuilding construction, total</b> .....	<b>49 837</b>
Highways, streets, and related work .....	25 761
Bridges, tunnels, and elevated highways .....	772
Water, sewer, pipeline, communication transmission lines, and power lines .....	8 956
Other nonbuilding construction, nec .....	14 348
<b>Construction work not specified by kind</b> .....	-
<b>Cataño</b>	
<b>Total</b> .....	<b>30 509</b>
<b>Building construction, total</b> .....	<b>24 678</b>
Single-family houses, detached and attached .....	7 323
Apartment buildings and other residential buildings .....	2 146
Industrial buildings and warehouses .....	8 634
Commercial buildings .....	1 087
Other nonresidential buildings .....	5 488
<b>Nonbuilding construction, total</b> .....	<b>5 833</b>
Highways, streets, and related work .....	171
Bridges, tunnels, and elevated highways .....	137
Water, sewer, pipeline, communication transmission lines, and power lines .....	364
Other nonbuilding construction, nec .....	5 161
<b>Construction work not specified by kind</b> .....	-
<b>Cayey</b>	
<b>Total</b> .....	<b>4 177</b>
<b>Building construction, total</b> .....	<b>1 932</b>
Single-family houses, detached and attached .....	1 012
Apartment buildings and other residential buildings .....	211
Industrial buildings and warehouses .....	D
Commercial buildings .....	118
Other nonresidential buildings .....	D
<b>Nonbuilding construction, total</b> .....	<b>2 249</b>
Highways, streets, and related work .....	D
Bridges, tunnels, and elevated highways .....	D
Water, sewer, pipeline, communication transmission lines, and power lines .....	D
Other nonbuilding construction, nec .....	D
<b>Construction work not specified by kind</b> .....	-
<b>Ceiba</b>	
<b>Total</b> .....	<b>593</b>
<b>Building construction, total</b> .....	<b>D</b>
Single-family houses, detached and attached .....	D
Apartment buildings and other residential buildings .....	D
Industrial buildings and warehouses .....	D
Commercial buildings .....	D
Other nonresidential buildings .....	D
<b>Nonbuilding construction, total</b> .....	<b>D</b>
Highways, streets, and related work .....	D
Bridges, tunnels, and elevated highways .....	D
Water, sewer, pipeline, communication transmission lines, and power lines .....	D
Other nonbuilding construction, nec .....	D
<b>Construction work not specified by kind</b> .....	-

**Table 6. Type of Construction Statistics for Establishments by Municipios: 1997—Con.**

[Detail may not add to total because of rounding. For meaning of abbreviations and symbols, see introductory text. For explanation of terms, see Appendix A]

Geographic area and type of construction	Value of construction work (\$1,000)
<b>Ciales</b>	
<b>Total</b> .....	<b>4 712</b>
<b>Building construction, total</b> .....	<b>1 342</b>
Single-family houses, detached and attached .....	842
Apartment buildings and other residential buildings .....	293
Industrial buildings and warehouses .....	98
Commercial buildings .....	62
Other nonresidential buildings .....	47
<b>Nonbuilding construction, total</b> .....	<b>3 370</b>
Highways, streets, and related work .....	D
Bridges, tunnels, and elevated highways .....	D
Water, sewer, pipeline, communication transmission lines, and power lines .....	26
Other nonbuilding construction, nec .....	D
<b>Construction work not specified by kind</b> .....	-
<b>Cidra</b>	
<b>Total</b> .....	<b>4 228</b>
<b>Building construction, total</b> .....	<b>2 644</b>
Single-family houses, detached and attached .....	1 149
Apartment buildings and other residential buildings .....	173
Industrial buildings and warehouses .....	261
Commercial buildings .....	498
Other nonresidential buildings .....	563
<b>Nonbuilding construction, total</b> .....	<b>1 592</b>
Highways, streets, and related work .....	D
Bridges, tunnels, and elevated highways .....	D
Water, sewer, pipeline, communication transmission lines, and power lines .....	D
Other nonbuilding construction, nec .....	192
<b>Construction work not specified by kind</b> .....	-
<b>Coamo</b>	
<b>Total</b> .....	<b>10 092</b>
<b>Building construction, total</b> .....	<b>9 117</b>
Single-family houses, detached and attached .....	256
Apartment buildings and other residential buildings .....	D
Industrial buildings and warehouses .....	92
Commercial buildings .....	2 308
Other nonresidential buildings .....	D
<b>Nonbuilding construction, total</b> .....	<b>983</b>
Highways, streets, and related work .....	471
Bridges, tunnels, and elevated highways .....	62
Water, sewer, pipeline, communication transmission lines, and power lines .....	131
Other nonbuilding construction, nec .....	319
<b>Construction work not specified by kind</b> .....	-
<b>Comerio</b>	
<b>Total</b> .....	<b>1 672</b>
<b>Building construction, total</b> .....	<b>1 357</b>
Single-family houses, detached and attached .....	D
Apartment buildings and other residential buildings .....	D
Industrial buildings and warehouses .....	D
Commercial buildings .....	244
Other nonresidential buildings .....	D
<b>Nonbuilding construction, total</b> .....	<b>315</b>
Highways, streets, and related work .....	D
Bridges, tunnels, and elevated highways .....	-
Water, sewer, pipeline, communication transmission lines, and power lines .....	D
Other nonbuilding construction, nec .....	D
<b>Construction work not specified by kind</b> .....	-
<b>Corozal</b>	
<b>Total</b> .....	<b>4 888</b>
<b>Building construction, total</b> .....	<b>3 597</b>
Single-family houses, detached and attached .....	1 588
Apartment buildings and other residential buildings .....	218
Industrial buildings and warehouses .....	652
Commercial buildings .....	1 041
Other nonresidential buildings .....	98
<b>Nonbuilding construction, total</b> .....	<b>1 292</b>
Highways, streets, and related work .....	D
Bridges, tunnels, and elevated highways .....	D
Water, sewer, pipeline, communication transmission lines, and power lines .....	D
Other nonbuilding construction, nec .....	D
<b>Construction work not specified by kind</b> .....	-

**Table 6. Type of Construction Statistics for Establishments by Municipios: 1997—Con.**

[Detail may not add to total because of rounding. For meaning of abbreviations and symbols, see introductory text. For explanation of terms, see Appendix A]

Geographic area and type of construction	Value of construction work (\$1,000)
<b>Culebra</b>	
<b>Total</b> .....	<b>D</b>
<b>Building construction, total</b> .....	<b>D</b>
Single-family houses, detached and attached .....	D
Apartment buildings and other residential buildings .....	D
Industrial buildings and warehouses .....	D
Commercial buildings .....	D
Other nonresidential buildings .....	D
<b>Nonbuilding construction, total</b> .....	<b>D</b>
Highways, streets, and related work .....	D
Bridges, tunnels, and elevated highways .....	-
Water, sewer, pipeline, communication transmission lines, and power lines .....	D
Other nonbuilding construction, nec .....	D
<b>Construction work not specified by kind</b> .....	<b>-</b>
<b>Dorado</b>	
<b>Total</b> .....	<b>22 909</b>
<b>Building construction, total</b> .....	<b>D</b>
Single-family houses, detached and attached .....	D
Apartment buildings and other residential buildings .....	D
Industrial buildings and warehouses .....	286
Commercial buildings .....	685
Other nonresidential buildings .....	117
<b>Nonbuilding construction, total</b> .....	<b>D</b>
Highways, streets, and related work .....	D
Bridges, tunnels, and elevated highways .....	D
Water, sewer, pipeline, communication transmission lines, and power lines .....	D
Other nonbuilding construction, nec .....	D
<b>Construction work not specified by kind</b> .....	<b>-</b>
<b>Fajardo</b>	
<b>Total</b> .....	<b>25 295</b>
<b>Building construction, total</b> .....	<b>18 972</b>
Single-family houses, detached and attached .....	8 421
Apartment buildings and other residential buildings .....	1 900
Industrial buildings and warehouses .....	2 795
Commercial buildings .....	586
Other nonresidential buildings .....	5 270
<b>Nonbuilding construction, total</b> .....	<b>6 328</b>
Highways, streets, and related work .....	D
Bridges, tunnels, and elevated highways .....	D
Water, sewer, pipeline, communication transmission lines, and power lines .....	1 287
Other nonbuilding construction, nec .....	4 708
<b>Construction work not specified by kind</b> .....	<b>-</b>
<b>Florida</b>	
<b>Total</b> .....	<b>D</b>
<b>Building construction, total</b> .....	<b>D</b>
Single-family houses, detached and attached .....	D
Apartment buildings and other residential buildings .....	D
Industrial buildings and warehouses .....	D
Commercial buildings .....	D
Other nonresidential buildings .....	D
<b>Nonbuilding construction, total</b> .....	<b>D</b>
Highways, streets, and related work .....	D
Bridges, tunnels, and elevated highways .....	D
Water, sewer, pipeline, communication transmission lines, and power lines .....	D
Other nonbuilding construction, nec .....	D
<b>Construction work not specified by kind</b> .....	<b>-</b>
<b>Guánica</b>	
<b>Total</b> .....	<b>7 247</b>
<b>Building construction, total</b> .....	<b>6 415</b>
Single-family houses, detached and attached .....	2 396
Apartment buildings and other residential buildings .....	641
Industrial buildings and warehouses .....	2 965
Commercial buildings .....	268
Other nonresidential buildings .....	145
<b>Nonbuilding construction, total</b> .....	<b>836</b>
Highways, streets, and related work .....	D
Bridges, tunnels, and elevated highways .....	D
Water, sewer, pipeline, communication transmission lines, and power lines .....	67
Other nonbuilding construction, nec .....	684
<b>Construction work not specified by kind</b> .....	<b>-</b>



**Table 6. Type of Construction Statistics for Establishments by Municipios: 1997—Con.**

[Detail may not add to total because of rounding. For meaning of abbreviations and symbols, see introductory text. For explanation of terms, see Appendix A]

Geographic area and type of construction	Value of construction work (\$1,000)
<b>Guayama</b>	
<b>Total</b> .....	<b>13 814</b>
<b>Building construction, total</b> .....	<b>10 763</b>
Single-family houses, detached and attached .....	8 290
Apartment buildings and other residential buildings .....	639
Industrial buildings and warehouses .....	634
Commercial buildings .....	838
Other nonresidential buildings .....	362
<b>Nonbuilding construction, total</b> .....	<b>3 061</b>
Highways, streets, and related work .....	1 353
Bridges, tunnels, and elevated highways .....	205
Water, sewer, pipeline, communication transmission lines, and power lines .....	231
Other nonbuilding construction, nec .....	1 272
<b>Construction work not specified by kind</b> .....	-
<b>Guayanilla</b>	
<b>Total</b> .....	<b>D</b>
<b>Building construction, total</b> .....	<b>D</b>
Single-family houses, detached and attached .....	D
Apartment buildings and other residential buildings .....	D
Industrial buildings and warehouses .....	D
Commercial buildings .....	D
Other nonresidential buildings .....	D
<b>Nonbuilding construction, total</b> .....	<b>D</b>
Highways, streets, and related work .....	D
Bridges, tunnels, and elevated highways .....	D
Water, sewer, pipeline, communication transmission lines, and power lines .....	D
Other nonbuilding construction, nec .....	D
<b>Construction work not specified by kind</b> .....	-
<b>Guaynabo</b>	
<b>Total</b> .....	<b>704 653</b>
<b>Building construction, total</b> .....	<b>474 207</b>
Single-family houses, detached and attached .....	114 887
Apartment buildings and other residential buildings .....	58 564
Industrial buildings and warehouses .....	92 906
Commercial buildings .....	155 439
Other nonresidential buildings .....	52 411
<b>Nonbuilding construction, total</b> .....	<b>230 456</b>
Highways, streets, and related work .....	111 280
Bridges, tunnels, and elevated highways .....	26 478
Water, sewer, pipeline, communication transmission lines, and power lines .....	53 311
Other nonbuilding construction, nec .....	39 387
<b>Construction work not specified by kind</b> .....	-
<b>Gurabo</b>	
<b>Total</b> .....	<b>14 938</b>
<b>Building construction, total</b> .....	<b>5 938</b>
Single-family houses, detached and attached .....	307
Apartment buildings and other residential buildings .....	882
Industrial buildings and warehouses .....	D
Commercial buildings .....	1 243
Other nonresidential buildings .....	D
<b>Nonbuilding construction, total</b> .....	<b>9 002</b>
Highways, streets, and related work .....	2 103
Bridges, tunnels, and elevated highways .....	D
Water, sewer, pipeline, communication transmission lines, and power lines .....	5 187
Other nonbuilding construction, nec .....	D
<b>Construction work not specified by kind</b> .....	-
<b>Hatillo</b>	
<b>Total</b> .....	<b>10 239</b>
<b>Building construction, total</b> .....	<b>9 325</b>
Single-family houses, detached and attached .....	1 707
Apartment buildings and other residential buildings .....	516
Industrial buildings and warehouses .....	4 277
Commercial buildings .....	1 848
Other nonresidential buildings .....	977
<b>Nonbuilding construction, total</b> .....	<b>912</b>
Highways, streets, and related work .....	D
Bridges, tunnels, and elevated highways .....	D
Water, sewer, pipeline, communication transmission lines, and power lines .....	D
Other nonbuilding construction, nec .....	D
<b>Construction work not specified by kind</b> .....	-

Table 6. **Type of Construction Statistics for Establishments by Municipios: 1997—Con.**

[Detail may not add to total because of rounding. For meaning of abbreviations and symbols, see introductory text. For explanation of terms, see Appendix A]

Geographic area and type of construction	Value of construction work (\$1,000)
<b>Hormigueros</b>	
<b>Total</b> .....	<b>18 427</b>
<b>Building construction, total</b> .....	<b>D</b>
Single-family houses, detached and attached .....	3 922
Apartment buildings and other residential buildings .....	D
Industrial buildings and warehouses .....	D
Commercial buildings .....	D
Other nonresidential buildings .....	D
<b>Nonbuilding construction, total</b> .....	<b>D</b>
Highways, streets, and related work .....	D
Bridges, tunnels, and elevated highways .....	D
Water, sewer, pipeline, communication transmission lines, and power lines .....	D
Other nonbuilding construction, nec .....	D
<b>Construction work not specified by kind</b> .....	<b>-</b>
<b>Humacao</b>	
<b>Total</b> .....	<b>19 964</b>
<b>Building construction, total</b> .....	<b>16 243</b>
Single-family houses, detached and attached .....	4 725
Apartment buildings and other residential buildings .....	1 329
Industrial buildings and warehouses .....	5 954
Commercial buildings .....	1 992
Other nonresidential buildings .....	2 243
<b>Nonbuilding construction, total</b> .....	<b>3 721</b>
Highways, streets, and related work .....	509
Bridges, tunnels, and elevated highways .....	16
Water, sewer, pipeline, communication transmission lines, and power lines .....	1 003
Other nonbuilding construction, nec .....	2 193
<b>Construction work not specified by kind</b> .....	<b>-</b>
<b>Isabela</b>	
<b>Total</b> .....	<b>5 308</b>
<b>Building construction, total</b> .....	<b>4 751</b>
Single-family houses, detached and attached .....	1 417
Apartment buildings and other residential buildings .....	752
Industrial buildings and warehouses .....	1 236
Commercial buildings .....	953
Other nonresidential buildings .....	393
<b>Nonbuilding construction, total</b> .....	<b>563</b>
Highways, streets, and related work .....	D
Bridges, tunnels, and elevated highways .....	D
Water, sewer, pipeline, communication transmission lines, and power lines .....	116
Other nonbuilding construction, nec .....	301
<b>Construction work not specified by kind</b> .....	<b>-</b>
<b>Jayuya</b>	
<b>Total</b> .....	<b>D</b>
<b>Building construction, total</b> .....	<b>D</b>
Single-family houses, detached and attached .....	3 559
Apartment buildings and other residential buildings .....	141
Industrial buildings and warehouses .....	D
Commercial buildings .....	D
Other nonresidential buildings .....	134
<b>Nonbuilding construction, total</b> .....	<b>D</b>
Highways, streets, and related work .....	185
Bridges, tunnels, and elevated highways .....	20
Water, sewer, pipeline, communication transmission lines, and power lines .....	D
Other nonbuilding construction, nec .....	257
<b>Construction work not specified by kind</b> .....	<b>-</b>
<b>Juana Díaz</b>	
<b>Total</b> .....	<b>10 276</b>
<b>Building construction, total</b> .....	<b>8 582</b>
Single-family houses, detached and attached .....	5 346
Apartment buildings and other residential buildings .....	654
Industrial buildings and warehouses .....	1 735
Commercial buildings .....	518
Other nonresidential buildings .....	329
<b>Nonbuilding construction, total</b> .....	<b>1 691</b>
Highways, streets, and related work .....	836
Bridges, tunnels, and elevated highways .....	89
Water, sewer, pipeline, communication transmission lines, and power lines .....	200
Other nonbuilding construction, nec .....	566
<b>Construction work not specified by kind</b> .....	<b>-</b>

**Table 6. Type of Construction Statistics for Establishments by Municipios: 1997—Con.**

[Detail may not add to total because of rounding. For meaning of abbreviations and symbols, see introductory text. For explanation of terms, see Appendix A]

Geographic area and type of construction	Value of construction work (\$1,000)
<b>Juncos</b>	
<b>Total</b> .....	<b>13 790</b>
<b>Building construction, total</b> .....	<b>12 904</b>
Single-family houses, detached and attached .....	1 278
Apartment buildings and other residential buildings .....	10 051
Industrial buildings and warehouses .....	670
Commercial buildings .....	419
Other nonresidential buildings .....	486
<b>Nonbuilding construction, total</b> .....	<b>887</b>
Highways, streets, and related work .....	D
Bridges, tunnels, and elevated highways .....	D
Water, sewer, pipeline, communication transmission lines, and power lines .....	184
Other nonbuilding construction, nec .....	575
<b>Construction work not specified by kind</b> .....	<b>-</b>
<b>Lajas</b>	
<b>Total</b> .....	<b>32 006</b>
<b>Building construction, total</b> .....	<b>31 668</b>
Single-family houses, detached and attached .....	1 266
Apartment buildings and other residential buildings .....	D
Industrial buildings and warehouses .....	D
Commercial buildings .....	D
Other nonresidential buildings .....	D
<b>Nonbuilding construction, total</b> .....	<b>343</b>
Highways, streets, and related work .....	145
Bridges, tunnels, and elevated highways .....	D
Water, sewer, pipeline, communication transmission lines, and power lines .....	D
Other nonbuilding construction, nec .....	132
<b>Construction work not specified by kind</b> .....	<b>-</b>
<b>Lares</b>	
<b>Total</b> .....	<b>2 317</b>
<b>Building construction, total</b> .....	<b>2 003</b>
Single-family houses, detached and attached .....	234
Apartment buildings and other residential buildings .....	D
Industrial buildings and warehouses .....	523
Commercial buildings .....	105
Other nonresidential buildings .....	D
<b>Nonbuilding construction, total</b> .....	<b>319</b>
Highways, streets, and related work .....	12
Bridges, tunnels, and elevated highways .....	11
Water, sewer, pipeline, communication transmission lines, and power lines .....	90
Other nonbuilding construction, nec .....	206
<b>Construction work not specified by kind</b> .....	<b>-</b>
<b>Las Marías</b>	
<b>Total</b> .....	<b>3 557</b>
<b>Building construction, total</b> .....	<b>2 271</b>
Single-family houses, detached and attached .....	693
Apartment buildings and other residential buildings .....	294
Industrial buildings and warehouses .....	488
Commercial buildings .....	465
Other nonresidential buildings .....	331
<b>Nonbuilding construction, total</b> .....	<b>1 284</b>
Highways, streets, and related work .....	D
Bridges, tunnels, and elevated highways .....	D
Water, sewer, pipeline, communication transmission lines, and power lines .....	458
Other nonbuilding construction, nec .....	681
<b>Construction work not specified by kind</b> .....	<b>-</b>
<b>Las Piedras</b>	
<b>Total</b> .....	<b>94 810</b>
<b>Building construction, total</b> .....	<b>D</b>
Single-family houses, detached and attached .....	2 932
Apartment buildings and other residential buildings .....	D
Industrial buildings and warehouses .....	D
Commercial buildings .....	D
Other nonresidential buildings .....	3 469
<b>Nonbuilding construction, total</b> .....	<b>D</b>
Highways, streets, and related work .....	D
Bridges, tunnels, and elevated highways .....	D
Water, sewer, pipeline, communication transmission lines, and power lines .....	535
Other nonbuilding construction, nec .....	1 359
<b>Construction work not specified by kind</b> .....	<b>-</b>

**Table 6. Type of Construction Statistics for Establishments by Municipios: 1997—Con.**

[Detail may not add to total because of rounding. For meaning of abbreviations and symbols, see introductory text. For explanation of terms, see Appendix A]

Geographic area and type of construction	Value of construction work (\$1,000)
<b>Loiza</b>	
<b>Total</b> .....	<b>D</b>
<b>Building construction, total</b> .....	<b>D</b>
Single-family houses, detached and attached .....	D
Apartment buildings and other residential buildings .....	D
Industrial buildings and warehouses .....	D
Commercial buildings .....	D
Other nonresidential buildings .....	D
<b>Nonbuilding construction, total</b> .....	<b>D</b>
Highways, streets, and related work .....	D
Bridges, tunnels, and elevated highways .....	-
Water, sewer, pipeline, communication transmission lines, and power lines .....	D
Other nonbuilding construction, nec .....	D
<b>Construction work not specified by kind</b> .....	<b>-</b>
<b>Luquillo</b>	
<b>Total</b> .....	<b>1 920</b>
<b>Building construction, total</b> .....	<b>D</b>
Single-family houses, detached and attached .....	D
Apartment buildings and other residential buildings .....	D
Industrial buildings and warehouses .....	D
Commercial buildings .....	-
Other nonresidential buildings .....	D
<b>Nonbuilding construction, total</b> .....	<b>D</b>
Highways, streets, and related work .....	-
Bridges, tunnels, and elevated highways .....	-
Water, sewer, pipeline, communication transmission lines, and power lines .....	D
Other nonbuilding construction, nec .....	D
<b>Construction work not specified by kind</b> .....	<b>-</b>
<b>Manatí</b>	
<b>Total</b> .....	<b>9 701</b>
<b>Building construction, total</b> .....	<b>8 141</b>
Single-family houses, detached and attached .....	5 545
Apartment buildings and other residential buildings .....	406
Industrial buildings and warehouses .....	224
Commercial buildings .....	1 293
Other nonresidential buildings .....	673
<b>Nonbuilding construction, total</b> .....	<b>1 561</b>
Highways, streets, and related work .....	D
Bridges, tunnels, and elevated highways .....	D
Water, sewer, pipeline, communication transmission lines, and power lines .....	211
Other nonbuilding construction, nec .....	447
<b>Construction work not specified by kind</b> .....	<b>-</b>
<b>Maricao</b>	
<b>Total</b> .....	<b>562</b>
<b>Building construction, total</b> .....	<b>D</b>
Single-family houses, detached and attached .....	D
Apartment buildings and other residential buildings .....	D
Industrial buildings and warehouses .....	D
Commercial buildings .....	D
Other nonresidential buildings .....	D
<b>Nonbuilding construction, total</b> .....	<b>D</b>
Highways, streets, and related work .....	D
Bridges, tunnels, and elevated highways .....	D
Water, sewer, pipeline, communication transmission lines, and power lines .....	D
Other nonbuilding construction, nec .....	D
<b>Construction work not specified by kind</b> .....	<b>-</b>
<b>Maunabo</b>	
<b>Total</b> .....	<b>D</b>
<b>Building construction, total</b> .....	<b>D</b>
Single-family houses, detached and attached .....	D
Apartment buildings and other residential buildings .....	-
Industrial buildings and warehouses .....	-
Commercial buildings .....	-
Other nonresidential buildings .....	-
<b>Nonbuilding construction, total</b> .....	<b>D</b>
Highways, streets, and related work .....	D
Bridges, tunnels, and elevated highways .....	D
Water, sewer, pipeline, communication transmission lines, and power lines .....	-
Other nonbuilding construction, nec .....	D
<b>Construction work not specified by kind</b> .....	<b>-</b>

**Table 6. Type of Construction Statistics for Establishments by Municipios: 1997—Con.**

[Detail may not add to total because of rounding. For meaning of abbreviations and symbols, see introductory text. For explanation of terms, see Appendix A]

Geographic area and type of construction	Value of construction work (\$1,000)
<b>Mayagüez</b>	
<b>Total</b> .....	<b>139 386</b>
<b>Building construction, total</b> .....	<b>89 504</b>
Single-family houses, detached and attached .....	21 652
Apartment buildings and other residential buildings .....	21 008
Industrial buildings and warehouses .....	13 796
Commercial buildings .....	17 676
Other nonresidential buildings .....	15 372
<b>Nonbuilding construction, total</b> .....	<b>49 878</b>
Highways, streets, and related work .....	21 037
Bridges, tunnels, and elevated highways .....	334
Water, sewer, pipeline, communication transmission lines, and power lines .....	20 474
Other nonbuilding construction, nec .....	8 033
<b>Construction work not specified by kind</b> .....	-
<b>Moca</b>	
<b>Total</b> .....	<b>17 240</b>
<b>Building construction, total</b> .....	<b>9 495</b>
Single-family houses, detached and attached .....	4 836
Apartment buildings and other residential buildings .....	205
Industrial buildings and warehouses .....	454
Commercial buildings .....	2 218
Other nonresidential buildings .....	1 782
<b>Nonbuilding construction, total</b> .....	<b>7 756</b>
Highways, streets, and related work .....	D
Bridges, tunnels, and elevated highways .....	D
Water, sewer, pipeline, communication transmission lines, and power lines .....	285
Other nonbuilding construction, nec .....	7 236
<b>Construction work not specified by kind</b> .....	-
<b>Morovis</b>	
<b>Total</b> .....	<b>10 497</b>
<b>Building construction, total</b> .....	<b>D</b>
Single-family houses, detached and attached .....	987
Apartment buildings and other residential buildings .....	D
Industrial buildings and warehouses .....	77
Commercial buildings .....	D
Other nonresidential buildings .....	65
<b>Nonbuilding construction, total</b> .....	<b>D</b>
Highways, streets, and related work .....	D
Bridges, tunnels, and elevated highways .....	-
Water, sewer, pipeline, communication transmission lines, and power lines .....	D
Other nonbuilding construction, nec .....	D
<b>Construction work not specified by kind</b> .....	-
<b>Naguabo</b>	
<b>Total</b> .....	<b>22 265</b>
<b>Building construction, total</b> .....	<b>12 395</b>
Single-family houses, detached and attached .....	8 127
Apartment buildings and other residential buildings .....	883
Industrial buildings and warehouses .....	1 016
Commercial buildings .....	670
Other nonresidential buildings .....	1 699
<b>Nonbuilding construction, total</b> .....	<b>9 867</b>
Highways, streets, and related work .....	D
Bridges, tunnels, and elevated highways .....	D
Water, sewer, pipeline, communication transmission lines, and power lines .....	535
Other nonbuilding construction, nec .....	8 857
<b>Construction work not specified by kind</b> .....	-
<b>Naranjito</b>	
<b>Total</b> .....	<b>32 114</b>
<b>Building construction, total</b> .....	<b>16 730</b>
Single-family houses, detached and attached .....	1 263
Apartment buildings and other residential buildings .....	721
Industrial buildings and warehouses .....	2 835
Commercial buildings .....	D
Other nonresidential buildings .....	D
<b>Nonbuilding construction, total</b> .....	<b>15 382</b>
Highways, streets, and related work .....	12 145
Bridges, tunnels, and elevated highways .....	1 581
Water, sewer, pipeline, communication transmission lines, and power lines .....	613
Other nonbuilding construction, nec .....	1 043
<b>Construction work not specified by kind</b> .....	-

Table 6. **Type of Construction Statistics for Establishments by Municipios: 1997—Con.**

[Detail may not add to total because of rounding. For meaning of abbreviations and symbols, see introductory text. For explanation of terms, see Appendix A]

Geographic area and type of construction	Value of construction work (\$1,000)
<b>Orocovis</b>	
<b>Total</b> .....	<b>4 147</b>
<b>Building construction, total</b> .....	<b>3 224</b>
Single-family houses, detached and attached .....	2 851
Apartment buildings and other residential buildings .....	62
Industrial buildings and warehouses .....	172
Commercial buildings .....	48
Other nonresidential buildings .....	91
<b>Nonbuilding construction, total</b> .....	<b>923</b>
Highways, streets, and related work .....	D
Bridges, tunnels, and elevated highways .....	D
Water, sewer, pipeline, communication transmission lines, and power lines .....	160
Other nonbuilding construction, nec .....	D
<b>Construction work not specified by kind</b> .....	<b>-</b>
<b>Patillas</b>	
<b>Total</b> .....	<b>4 956</b>
<b>Building construction, total</b> .....	<b>4 515</b>
Single-family houses, detached and attached .....	2 287
Apartment buildings and other residential buildings .....	354
Industrial buildings and warehouses .....	D
Commercial buildings .....	D
Other nonresidential buildings .....	D
<b>Nonbuilding construction, total</b> .....	<b>442</b>
Highways, streets, and related work .....	84
Bridges, tunnels, and elevated highways .....	24
Water, sewer, pipeline, communication transmission lines, and power lines .....	90
Other nonbuilding construction, nec .....	244
<b>Construction work not specified by kind</b> .....	<b>-</b>
<b>Peñuelas</b>	
<b>Total</b> .....	<b>26 236</b>
<b>Building construction, total</b> .....	<b>9 936</b>
Single-family houses, detached and attached .....	2 711
Apartment buildings and other residential buildings .....	652
Industrial buildings and warehouses .....	2 571
Commercial buildings .....	1 524
Other nonresidential buildings .....	2 478
<b>Nonbuilding construction, total</b> .....	<b>16 301</b>
Highways, streets, and related work .....	D
Bridges, tunnels, and elevated highways .....	D
Water, sewer, pipeline, communication transmission lines, and power lines .....	D
Other nonbuilding construction, nec .....	13 424
<b>Construction work not specified by kind</b> .....	<b>-</b>
<b>Ponce</b>	
<b>Total</b> .....	<b>232 278</b>
<b>Building construction, total</b> .....	<b>158 798</b>
Single-family houses, detached and attached .....	41 346
Apartment buildings and other residential buildings .....	7 640
Industrial buildings and warehouses .....	57 285
Commercial buildings .....	27 488
Other nonresidential buildings .....	25 039
<b>Nonbuilding construction, total</b> .....	<b>73 483</b>
Highways, streets, and related work .....	33 872
Bridges, tunnels, and elevated highways .....	7 211
Water, sewer, pipeline, communication transmission lines, and power lines .....	15 532
Other nonbuilding construction, nec .....	16 868
<b>Construction work not specified by kind</b> .....	<b>-</b>
<b>Quebradillas</b>	
<b>Total</b> .....	<b>8 098</b>
<b>Building construction, total</b> .....	<b>4 399</b>
Single-family houses, detached and attached .....	1 248
Apartment buildings and other residential buildings .....	468
Industrial buildings and warehouses .....	1 272
Commercial buildings .....	343
Other nonresidential buildings .....	1 068
<b>Nonbuilding construction, total</b> .....	<b>3 704</b>
Highways, streets, and related work .....	126
Bridges, tunnels, and elevated highways .....	D
Water, sewer, pipeline, communication transmission lines, and power lines .....	D
Other nonbuilding construction, nec .....	D
<b>Construction work not specified by kind</b> .....	<b>-</b>

Table 6. **Type of Construction Statistics for Establishments by Municipios: 1997—Con.**

[Detail may not add to total because of rounding. For meaning of abbreviations and symbols, see introductory text. For explanation of terms, see Appendix A]

Geographic area and type of construction	Value of construction work (\$1,000)
<b>Rincón</b>	
<b>Total</b> .....	<b>2 107</b>
<b>Building construction, total</b> .....	<b>2 037</b>
Single-family houses, detached and attached .....	361
Apartment buildings and other residential buildings .....	D
Industrial buildings and warehouses .....	D
Commercial buildings .....	200
Other nonresidential buildings .....	D
<b>Nonbuilding construction, total</b> .....	<b>71</b>
Highways, streets, and related work .....	18
Bridges, tunnels, and elevated highways .....	D
Water, sewer, pipeline, communication transmission lines, and power lines .....	D
Other nonbuilding construction, nec .....	34
<b>Construction work not specified by kind</b> .....	<b>-</b>
<b>Río Grande</b>	
<b>Total</b> .....	<b>2 545</b>
<b>Building construction, total</b> .....	<b>962</b>
Single-family houses, detached and attached .....	276
Apartment buildings and other residential buildings .....	D
Industrial buildings and warehouses .....	189
Commercial buildings .....	D
Other nonresidential buildings .....	233
<b>Nonbuilding construction, total</b> .....	<b>1 588</b>
Highways, streets, and related work .....	D
Bridges, tunnels, and elevated highways .....	D
Water, sewer, pipeline, communication transmission lines, and power lines .....	335
Other nonbuilding construction, nec .....	406
<b>Construction work not specified by kind</b> .....	<b>-</b>
<b>Sabana Grande</b>	
<b>Total</b> .....	<b>5 375</b>
<b>Building construction, total</b> .....	<b>D</b>
Single-family houses, detached and attached .....	3 275
Apartment buildings and other residential buildings .....	D
Industrial buildings and warehouses .....	411
Commercial buildings .....	D
Other nonresidential buildings .....	D
<b>Nonbuilding construction, total</b> .....	<b>D</b>
Highways, streets, and related work .....	D
Bridges, tunnels, and elevated highways .....	D
Water, sewer, pipeline, communication transmission lines, and power lines .....	D
Other nonbuilding construction, nec .....	D
<b>Construction work not specified by kind</b> .....	<b>-</b>
<b>Salinas</b>	
<b>Total</b> .....	<b>D</b>
<b>Building construction, total</b> .....	<b>D</b>
Single-family houses, detached and attached .....	D
Apartment buildings and other residential buildings .....	D
Industrial buildings and warehouses .....	61
Commercial buildings .....	43
Other nonresidential buildings .....	57
<b>Nonbuilding construction, total</b> .....	<b>D</b>
Highways, streets, and related work .....	D
Bridges, tunnels, and elevated highways .....	-
Water, sewer, pipeline, communication transmission lines, and power lines .....	D
Other nonbuilding construction, nec .....	153
<b>Construction work not specified by kind</b> .....	<b>-</b>
<b>San Germán</b>	
<b>Total</b> .....	<b>15 342</b>
<b>Building construction, total</b> .....	<b>12 417</b>
Single-family houses, detached and attached .....	1 116
Apartment buildings and other residential buildings .....	4 969
Industrial buildings and warehouses .....	289
Commercial buildings .....	4 603
Other nonresidential buildings .....	1 440
<b>Nonbuilding construction, total</b> .....	<b>2 927</b>
Highways, streets, and related work .....	D
Bridges, tunnels, and elevated highways .....	D
Water, sewer, pipeline, communication transmission lines, and power lines .....	D
Other nonbuilding construction, nec .....	1 961
<b>Construction work not specified by kind</b> .....	<b>-</b>

**Table 6. Type of Construction Statistics for Establishments by Municipios: 1997—Con.**

[Detail may not add to total because of rounding. For meaning of abbreviations and symbols, see introductory text. For explanation of terms, see Appendix A]

Geographic area and type of construction	Value of construction work (\$1,000)
<b>San Juan</b>	
<b>Total</b> .....	<b>1 497 328</b>
<b>Building construction, total</b> .....	<b>1 182 192</b>
Single-family houses, detached and attached .....	401 375
Apartment buildings and other residential buildings .....	171 743
Industrial buildings and warehouses .....	191 039
Commercial buildings .....	228 428
Other nonresidential buildings .....	189 607
<b>Nonbuilding construction, total</b> .....	<b>315 197</b>
Highways, streets, and related work .....	62 619
Bridges, tunnels, and elevated highways .....	48 809
Water, sewer, pipeline, communication transmission lines, and power lines .....	72 360
Other nonbuilding construction, nec .....	131 409
<b>Construction work not specified by kind</b> .....	-
<b>San Lorenzo</b>	
<b>Total</b> .....	<b>15 147</b>
<b>Building construction, total</b> .....	<b>5 168</b>
Single-family houses, detached and attached .....	699
Apartment buildings and other residential buildings .....	16
Industrial buildings and warehouses .....	21
Commercial buildings .....	4 184
Other nonresidential buildings .....	248
<b>Nonbuilding construction, total</b> .....	<b>9 983</b>
Highways, streets, and related work .....	6 178
Bridges, tunnels, and elevated highways .....	D
Water, sewer, pipeline, communication transmission lines, and power lines .....	D
Other nonbuilding construction, nec .....	D
<b>Construction work not specified by kind</b> .....	-
<b>San Sebastián</b>	
<b>Total</b> .....	<b>9 660</b>
<b>Building construction, total</b> .....	<b>5 965</b>
Single-family houses, detached and attached .....	1 969
Apartment buildings and other residential buildings .....	762
Industrial buildings and warehouses .....	1 002
Commercial buildings .....	1 031
Other nonresidential buildings .....	1 201
<b>Nonbuilding construction, total</b> .....	<b>3 701</b>
Highways, streets, and related work .....	292
Bridges, tunnels, and elevated highways .....	82
Water, sewer, pipeline, communication transmission lines, and power lines .....	572
Other nonbuilding construction, nec .....	2 755
<b>Construction work not specified by kind</b> .....	-
<b>Santa Isabel</b>	
<b>Total</b> .....	<b>14 677</b>
<b>Building construction, total</b> .....	<b>D</b>
Single-family houses, detached and attached .....	D
Apartment buildings and other residential buildings .....	D
Industrial buildings and warehouses .....	D
Commercial buildings .....	D
Other nonresidential buildings .....	D
<b>Nonbuilding construction, total</b> .....	<b>D</b>
Highways, streets, and related work .....	D
Bridges, tunnels, and elevated highways .....	D
Water, sewer, pipeline, communication transmission lines, and power lines .....	D
Other nonbuilding construction, nec .....	D
<b>Construction work not specified by kind</b> .....	-
<b>Toa Alta</b>	
<b>Total</b> .....	<b>2 462</b>
<b>Building construction, total</b> .....	<b>1 968</b>
Single-family houses, detached and attached .....	1 019
Apartment buildings and other residential buildings .....	220
Industrial buildings and warehouses .....	128
Commercial buildings .....	288
Other nonresidential buildings .....	313
<b>Nonbuilding construction, total</b> .....	<b>496</b>
Highways, streets, and related work .....	D
Bridges, tunnels, and elevated highways .....	41
Water, sewer, pipeline, communication transmission lines, and power lines .....	D
Other nonbuilding construction, nec .....	352
<b>Construction work not specified by kind</b> .....	-



Table 6. **Type of Construction Statistics for Establishments by Municipios: 1997—Con.**

[Detail may not add to total because of rounding. For meaning of abbreviations and symbols, see introductory text. For explanation of terms, see Appendix A]

Geographic area and type of construction	Value of construction work (\$1,000)
<b>Toa Baja</b>	
<b>Total</b> .....	<b>95 313</b>
<b>Building construction, total</b> .....	<b>51 598</b>
Single-family houses, detached and attached .....	11 316
Apartment buildings and other residential buildings .....	13 236
Industrial buildings and warehouses .....	4 549
Commercial buildings .....	17 272
Other nonresidential buildings .....	5 225
<b>Nonbuilding construction, total</b> .....	<b>43 717</b>
Highways, streets, and related work .....	D
Bridges, tunnels, and elevated highways .....	D
Water, sewer, pipeline, communication transmission lines, and power lines .....	2 546
Other nonbuilding construction, nec .....	D
<b>Construction work not specified by kind</b> .....	-
<b>Trujillo Alto</b>	
<b>Total</b> .....	<b>128 964</b>
<b>Building construction, total</b> .....	<b>71 618</b>
Single-family houses, detached and attached .....	12 190
Apartment buildings and other residential buildings .....	3 534
Industrial buildings and warehouses .....	10 877
Commercial buildings .....	32 516
Other nonresidential buildings .....	12 501
<b>Nonbuilding construction, total</b> .....	<b>57 340</b>
Highways, streets, and related work .....	38 175
Bridges, tunnels, and elevated highways .....	D
Water, sewer, pipeline, communication transmission lines, and power lines .....	D
Other nonbuilding construction, nec .....	4 523
<b>Construction work not specified by kind</b> .....	-
<b>Utuaado</b>	
<b>Total</b> .....	<b>550</b>
<b>Building construction, total</b> .....	<b>D</b>
Single-family houses, detached and attached .....	D
Apartment buildings and other residential buildings .....	D
Industrial buildings and warehouses .....	D
Commercial buildings .....	D
Other nonresidential buildings .....	D
<b>Nonbuilding construction, total</b> .....	<b>D</b>
Highways, streets, and related work .....	D
Bridges, tunnels, and elevated highways .....	D
Water, sewer, pipeline, communication transmission lines, and power lines .....	D
Other nonbuilding construction, nec .....	D
<b>Construction work not specified by kind</b> .....	-
<b>Vega Alta</b>	
<b>Total</b> .....	<b>12 213</b>
<b>Building construction, total</b> .....	<b>10 297</b>
Single-family houses, detached and attached .....	1 231
Apartment buildings and other residential buildings .....	D
Industrial buildings and warehouses .....	D
Commercial buildings .....	D
Other nonresidential buildings .....	108
<b>Nonbuilding construction, total</b> .....	<b>1 917</b>
Highways, streets, and related work .....	D
Bridges, tunnels, and elevated highways .....	D
Water, sewer, pipeline, communication transmission lines, and power lines .....	D
Other nonbuilding construction, nec .....	D
<b>Construction work not specified by kind</b> .....	-
<b>Vega Baja</b>	
<b>Total</b> .....	<b>31 747</b>
<b>Building construction, total</b> .....	<b>19 594</b>
Single-family houses, detached and attached .....	8 655
Apartment buildings and other residential buildings .....	731
Industrial buildings and warehouses .....	3 924
Commercial buildings .....	1 271
Other nonresidential buildings .....	5 013
<b>Nonbuilding construction, total</b> .....	<b>12 148</b>
Highways, streets, and related work .....	497
Bridges, tunnels, and elevated highways .....	17
Water, sewer, pipeline, communication transmission lines, and power lines .....	10 712
Other nonbuilding construction, nec .....	922
<b>Construction work not specified by kind</b> .....	-

**Table 6. Type of Construction Statistics for Establishments by Municipios: 1997—Con.**

[Detail may not add to total because of rounding. For meaning of abbreviations and symbols, see introductory text. For explanation of terms, see Appendix A]

Geographic area and type of construction	Value of construction work (\$1,000)
<b>Vieques</b>	
<b>Total</b> .....	<b>D</b>
<b>Building construction, total</b> .....	<b>D</b>
Single-family houses, detached and attached .....	D
Apartment buildings and other residential buildings .....	D
Industrial buildings and warehouses .....	—
Commercial buildings .....	D
Other nonresidential buildings .....	D
<b>Nonbuilding construction, total</b> .....	<b>D</b>
Highways, streets, and related work .....	—
Bridges, tunnels, and elevated highways .....	—
Water, sewer, pipeline, communication transmission lines, and power lines .....	—
Other nonbuilding construction, nec .....	D
<b>Construction work not specified by kind</b> .....	<b>—</b>
<b>Villalba</b>	
<b>Total</b> .....	<b>D</b>
<b>Building construction, total</b> .....	<b>D</b>
Single-family houses, detached and attached .....	D
Apartment buildings and other residential buildings .....	D
Industrial buildings and warehouses .....	2 022
Commercial buildings .....	D
Other nonresidential buildings .....	D
<b>Nonbuilding construction, total</b> .....	<b>D</b>
Highways, streets, and related work .....	450
Bridges, tunnels, and elevated highways .....	D
Water, sewer, pipeline, communication transmission lines, and power lines .....	167
Other nonbuilding construction, nec .....	D
<b>Construction work not specified by kind</b> .....	<b>—</b>
<b>Yabucoa</b>	
<b>Total</b> .....	<b>8 847</b>
<b>Building construction, total</b> .....	<b>8 262</b>
Single-family houses, detached and attached .....	D
Apartment buildings and other residential buildings .....	D
Industrial buildings and warehouses .....	D
Commercial buildings .....	223
Other nonresidential buildings .....	251
<b>Nonbuilding construction, total</b> .....	<b>586</b>
Highways, streets, and related work .....	D
Bridges, tunnels, and elevated highways .....	D
Water, sewer, pipeline, communication transmission lines, and power lines .....	D
Other nonbuilding construction, nec .....	D
<b>Construction work not specified by kind</b> .....	<b>—</b>
<b>Yauco</b>	
<b>Total</b> .....	<b>10 814</b>
<b>Building construction, total</b> .....	<b>9 353</b>
Single-family houses, detached and attached .....	6 262
Apartment buildings and other residential buildings .....	685
Industrial buildings and warehouses .....	D
Commercial buildings .....	1 405
Other nonresidential buildings .....	D
<b>Nonbuilding construction, total</b> .....	<b>1 459</b>
Highways, streets, and related work .....	D
Bridges, tunnels, and elevated highways .....	D
Water, sewer, pipeline, communication transmission lines, and power lines .....	D
Other nonbuilding construction, nec .....	1 116
<b>Construction work not specified by kind</b> .....	<b>—</b>

## Appendix A. Explanation of Terms

## Apéndice A. Explicación de los Términos

---

**Number of establishments.** Includes all establishments in operation at any time during the year. It covers all full- and part-year operations. An establishment is not necessarily identical with a company or enterprise, which may consist of one or more establishments. Census figures represent a summary of reports for individual establishments rather than companies.

**Annual payroll.** Payroll includes all forms of compensation, such as salaries, wages, commissions, bonuses, vacation allowances, sick-leave pay, and value of payments-in-kind (e.g., free meals and lodging) paid during the year to all employees. For corporations, it includes amounts paid to officers and executives; for unincorporated businesses, it does not include profit or other compensation of proprietors and partners. Payroll is reported before deductions for social security, income tax, insurance, union dues, and other withholdings. This definition of payroll is the same as that used by the Internal Revenue Service (IRS) for form 941PR.

**First-quarter payroll.** This item consists of payroll, as defined above, paid to persons employed at any time during the quarter from January to March 1997.

**Paid employees.** Paid employees consist of the number of employees (both full- and part-time), including salaried officers and executives of corporations, who were on the payroll in the pay periods specified below. Included are employees on paid sick leave, paid holidays, and paid vacations; not included are proprietors and partners of unincorporated businesses. This definition of paid employees is the same as that used on IRS form 941PR. Construction employment is divided into the categories described below.

**Construction workers, average number.** Includes workers up through the working supervisor level engaged in construction operations, such as painters, carpenters, plumbers, and electricians. Included are journeymen, mechanics, apprentices, laborers, truck drivers and helpers, equipment operators, on-site record keepers, and security guards. Supervisory employees above the working supervisor level are excluded from this category but are included in the "other employees" category.

**Número de establecimientos.** Comprende todos los establecimientos que estuvieron activos durante cualquier período del año. Cubre todas las operaciones que duraron el año entero al igual que aquellas que duraron parte del año. Un establecimiento no es necesariamente idéntico a una compañía o empresa, la cual podría tener uno o más establecimientos. Las estadísticas del censo representan un resumen de los informes individuales de cada establecimiento y no de las compañías.

**Nómina.** La nómina incluye todo tipo de compensación, como por ejemplo, salarios, sueldos, comisiones, bonificaciones, pagos por vacaciones, enfermedad y el equivalente en efectivo de pagos en especie (tales como comidas gratuitas y alojamiento), pagadas durante el año a todos los empleados. Para las corporaciones, la nómina incluye las cantidades pagadas a los oficiales y ejecutivos. Si el establecimiento no es una corporación, la nómina excluye los beneficios y compensaciones pagadas a los propietarios y socios. La cantidad de la nómina de sueldos se declara sin restar los pagos por seguro social, contribuciones sobre ingresos, primas de seguro, cuotas de sindicatos y otros ajustes. La definición de nómina que se presenta es la misma que empleó el Servicio de Rentas Internas (IRS) en el formulario 941PR.

**Nómina del primer trimestre.** Esta cifra consta de la nómina, según se define anteriormente, pagada a personas empleadas en cualquier momento durante el trimestre de enero a marzo de 1997.

**Empleados.** Comprende el número de empleados (de jornada completa o parcial), incluyendo oficiales asalariados y ejecutivos de corporaciones quienes estuvieron en la nómina durante los períodos de pago mencionados más adelante. Están incluidos aquellos empleados a quienes se les pagaron días feriados, o los días libres tomados como vacaciones o días de enfermedad durante esos períodos de pago; no se incluyen los propietarios y socios de negocios no incorporados. La definición de empleados que se presenta es la misma que empleó el Servicio de Rentas Internas (IRS) en el formulario 941PR. El empleo de construcción se divide en las categorías que se presentan a continuación.

**Trabajadores de construcción, número promedio.** Esta categoría incluye los trabajadores hasta el nivel de capataz que participan en trabajos relacionados con la construcción, tales como pintores, carpinteros, plomeros y electricistas. Incluye jornaleros, mecánicos, aprendices, obreros, conductores de camiones y ayudantes, operadores de equipos, registradores y vigilantes de los lugares donde se lleva a cabo el trabajo de construcción. Se excluyen los supervisores de niveles más altos que el de capataz, los cuales se incluyen en la categoría de "otros empleados."

---

The average number was obtained by summing the number of construction workers reported for the pay periods including the 12th of March, May, August, and November and dividing this total by 4. This approach was designed to simplify the questionnaire format and the reporting requirements of respondents. The industry average of these four selected pay periods approximates very closely the average employment for the year that would be obtained by using pay periods in all 12 months for almost all of the construction industries.

**Other employees.** Includes employees in executive, purchasing, accounting, personnel, professional, and technical activities, and routine office functions reported for the pay period including March 12, 1997. Included also are supervisory employees above the working supervisor level.

**All employees.** Consists of the average number of construction workers for 1997 plus the other employees for the pay period including March 12, 1997.

**Proprietors and partners, working.** Includes proprietors and partners of unincorporated businesses who worked 15 hours or more during the week, which included March 12, 1997.

**Unpaid family workers.** Includes all unpaid family members who worked 15 hours or more during the week, which included March 12, 1997.

**Construction-worker hours.** Includes the total number of hours worked by construction workers. Construction-worker hours were collected for each of the four quarters of 1997 and are published in the detailed statistics tables.

**Legal form of organization.** The legal form of organization for an establishment was based on the response to the organization status inquiry. This report presents data for the following legal forms of organizations:

- **Individual proprietorship.** An unincorporated business owned by an individual.
- **Partnership.** An unincorporated business owned by two or more persons having a shared financial interest in the business.
- **Corporation.** Business legally incorporated under Puerto Rico or state laws. Data are presented for the following types of corporations:
  - **Private corporation.** Business offering securities privately to a limited number of persons or institutions and not required by the U.S. Securities and Exchange Commission laws to disclose detailed financial information to the public.

El número promedio se obtuvo sumando el número de trabajadores de construcción declarado para los períodos de pago que incluyeron el 12 de marzo, mayo, agosto y noviembre y dividiendo ese total entre 4. De esta forma se simplificó el formato del cuestionario y la información exigida del respondedor. El promedio para la industria de estos cuatro períodos de pago se asemeja al promedio de empleo anual que se obtiene utilizando los períodos de pago en los 12 meses para casi todas las industrias de construcción.

**Otros empleados.** Bajo esta categoría se incluyen ejecutivos, compradores, contables, empleados de personal, profesionales, técnicos y empleados administrativos que trabajaron durante el período de pago que incluyó el 12 de marzo de 1997. También se incluyen los supervisores sobre el nivel de capataz.

**Total de empleados.** Consiste del número promedio de los trabajadores de construcción en 1997 más los otros empleados que trabajaron durante el período de pago que incluyó el 12 de marzo de 1997.

**Propietarios y socios que trabajan.** Comprende propietarios y socios de negocios que no están incorporados quienes trabajaron 15 horas o más durante la semana que incluyó el 12 de marzo de 1997.

**Familiares no remunerados.** Comprende todos los familiares que trabajaron sin sueldo 15 horas o más durante la semana que incluyó el 12 de marzo de 1997.

**Horas trabajadas por los trabajadores de construcción.** Esta categoría incluye el total de horas trabajadas por los trabajadores de construcción. Las horas trabajadas por los trabajadores de construcción fueron recopiladas para cada uno de los cuatro trimestres en 1997, los cuales son publicados en las tablas de estadísticas detalladas.

**Tipo de organización jurídica.** El tipo de organización jurídica del establecimiento está basado en la respuesta a la pregunta de organización jurídica. Esta publicación presenta datos para los siguientes tipos de organización jurídica:

- **Propietario individual.** Un negocio que no está incorporado y donde el dueño es un individuo.
- **Sociedad de propietarios.** Un negocio que no está incorporado y donde los dueños comparten intereses financieros.
- **Corporación.** Negocio legalmente incorporado bajo las leyes de Puerto Rico o de los estados. Datos se presentan para los siguientes tipos de corporación:
  - **Corporación privada.** Negocio que ofrece acciones privadamente a un número limitado de personas o instituciones y que no es requerido por las leyes de la Comisión de la Bolsa de Valores de los EE.UU. a divulgar al público información financiera detallada.

- **Public corporation.** Business offering securities publicly that is required by the U.S. Securities and Exchange Commission laws to disclose detailed financial information to the public.
- **Other legal forms.** Included in this group are cooperative associations, estates, joint ventures, etc.

**Payments for construction work subcontracted to others.** Includes all payments made during 1997 for construction work subcontracted out to other construction contractors. General contractors were instructed to include payments made to subcontractors. Builders were instructed to include payments made to general contractors and also payments made directly to subcontractors. Special trade contractors were instructed to include payments made to other subcontractors. The payments made by reporting establishments for purchases of materials, components, and supplies were not included here even if the materials were provided to subcontractors for their use. Such purchases were to be reported under a separate category. However, if payments to subcontractors covered materials purchased directly by the subcontractors, the total of such payments (including material charges) was to be reported as payments for construction work let out to others.

When the Commonwealth, local governments or their special authorities, or utility companies installed certain utility services or constructed roads and then billed the contractors for such work, payments made in 1997 were to be included here.

Payments made for the rental of construction machinery or equipment were not to be included here.

**Selected costs.** Includes the total payments made by the reporting establishments during 1997 for the purchase of materials and services from other companies or from other establishments of the parent company. Materials and services include: electricity, gasoline, diesel fuel, and gasohol, and other fuels for heat or power, such as natural gas, and lubricants, oils, and greases; communication and repairs to machinery, equipment, buildings, and other structures; rental or lease of construction machinery, equipment, transportation equipment, buildings and other structures, office equipment, and fixtures; and materials, components, and supplies.

**Dollar value of business.** Includes the dollar value of all general contracting, special trades contracting and subcontracting, and land development and improvement work. It also includes all receipts from the sale of land (not recorded as fixed assets of the reporting establishments) and buildings built for sale. All other receipts from the reporting establishment's other business operations (rental of equipment to others, wholesale or retail sales, etc.) are also included.

- **Corporación pública.** Negocio que ofrece acciones públicamente y que es requerido por las leyes de la Comisión de la Bolsa de Valores de los EE.UU. a divulgar al público información financiera detallada.

- **Otro tipo de organización jurídica.** Se incluyen en este grupo las asociaciones cooperativas, las sucesiones, las empresas comunes, etc.

**Pagos por trabajos de construcción subcontractados a otros.** Comprende todos los pagos hechos durante 1997 por trabajos de construcción subcontractados a otros contratistas de construcción. Se les indicó a los contratistas generales que incluyeran los pagos hechos a los subcontractistas. Los constructores recibieron instrucciones de que incluyeran los pagos hechos a contratistas generales y también los pagos hechos directamente a los subcontractistas. Se les indicó a los contratistas de oficios especiales que incluyeran los pagos hechos a otros subcontractistas. Los pagos hechos por los establecimientos que respondieron por concepto de materiales, accesorios y suministros no se incluyen en esta categoría, aunque se hubiesen suministrado los materiales para el uso de los subcontractistas. Tales pagos se debían haber declarado en una categoría separada. Sin embargo, si los pagos a subcontractistas cubrían los materiales comprados directamente por los subcontractistas, el total de estos pagos (incluyendo los cargos por materiales) debía haberse informado como pagos por trabajos de construcción otorgados a otros.

Se incluyeron en esta categoría los pagos hechos por los contratistas en 1997 al Estado Libre Asociado, al gobierno municipal y sus autoridades especiales o a las compañías de servicio público por la prestación de ciertos servicios públicos y la construcción de calles o carreteras.

No están incluidos los pagos por el alquiler de maquinaria o equipo de construcción.

**Costos Seleccionados.** Comprende todos los pagos hechos por los establecimientos que respondieron durante 1997 por la compra de los materiales y servicios adquiridos de otras compañías o de otros establecimientos de la compañía matriz. Los materiales y servicios incluyen: electricidad, gasolina, combustible diesel y gasohol y otros combustibles para calefacción o energía, tales como gas natural, lubricantes, aceites y grasas; comunicación y reparación de maquinarias, equipo, edificios y otras estructuras; alquiler o arrendamiento de maquinaria de construcción, equipo, equipo de transportación, edificios y otras estructuras, equipo de oficina y accesorios; y materiales, componentes y suministros.

**Valor del negocio en dólares.** Incluye el valor en dólares de toda la contratación general, contratos y subcontratos de trabajos especiales y desarrollo y mejora de terrenos. Incluye todos los ingresos obtenidos por la venta de terreno (que no fueron registrados como activo fijo de los establecimientos que respondieron) y de edificios construidos para la venta. También se incluyen todos los ingresos que el establecimiento obtiene de sus otras actividades comerciales (alquiler de equipo a otros, comercio al por mayor o al por menor, etc.).

---

Money obtained during the year in the form of construction loans is not treated as receipts, nor is money realized from the sale or other disposition of the establishment's fixed assets.

Excluded also are receipts from operations outside of Puerto Rico and nonoperating income such as interest and dividends.

**Dollar value of construction work.** Includes the dollar value of construction work done during 1997 for work performed by general contractors, special trade contractors or subcontractors, and for land development and improvement work. Included are receipts for maintenance and repair construction work as well as for new construction work. Included also is the value of any construction work done by the reporting establishments for themselves.

Builders were instructed to include in this item their 1997 dollar value of construction from the sale of buildings and other structures built for sale excluding from these receipts the value of the land (see "Other business receipts"), but including the value of any improvements an establishment made to the land. Builders who traded a new home or other building for an existing one were to include the estimated value of the trade-in.

Included also in the dollar value of construction work were fees received as sponsors of joint ventures and fees received as agents for owners (for construction work).

Excluded were receipts for separately definable architectural and engineering work done by the reporting establishment for others and receipts from the rental of equipment to others. (See "Other business receipts.")

Establishments engaged in the sale and installation of such construction components as plumbing, heating, and central air-conditioning supplies and equipment; lumber and building materials; paint, glass, and wallpaper; and electrical and wiring supplies for construction purposes were instructed to include as construction receipts both the receipts for the installation and the receipts for the value (selling price) of the items installed. (Receipts for the selling price of items sold but not installed were to be included in "other business receipts.")

**Receipts for work subcontracted in from others.** Covers receipts during 1997 for work done by reporting establishments for other construction contractors or builders. Establishments were asked to report the approximate percent of the total dollar value of construction accounted for by such work and the percentages reported were applied to the reported dollar value of construction to develop a value for this item.

El dinero obtenido durante el año en forma de préstamos de construcción no se considera como ingreso, ni tampoco el dinero adquirido por la venta u otra disposición del activo fijo del establecimiento.

También se excluyen los ingresos de las actividades comerciales efectuadas fuera de Puerto Rico y los ingresos no operativos, tales como intereses y dividendos.

**Valor en dólares de los trabajos de construcción.** Incluye el valor en dólares del trabajo de construcción realizado durante 1997 por contratistas generales, contratistas o subcontratistas de oficios especiales y por el trabajo de desarrollo y mejora de terrenos. Incluye los ingresos por construcciones nuevas y por trabajos de mantenimiento y reparación. Además se incluye el valor de cualquier trabajo de construcción hecho por los establecimientos que respondieron para uso propio.

Se les indicó a los constructores que incluyeran en esta categoría el valor en dólares de los trabajos de construcción recibidos en 1997 por la venta de edificios y otras estructuras construidas para la venta, excluyendo de estos ingresos el valor del terreno (vea "Otros ingresos comerciales" más adelante), pero incluyendo el valor de cualquier mejora que el establecimiento le haya hecho al terreno. Aquellos constructores que cambiaron una casa nueva u otro edificio por otro ya existente debieron incluir el valor estimado de la estructura entregada en la transacción.

También se incluyen en el valor en dólares de los trabajos de construcción los honorarios recibidos en capacidad de patrocinadores de empresas comunes y aquellos recibidos en capacidad de agentes representativos de los propietarios (por trabajos de construcción).

No se incluyen los ingresos obtenidos de los trabajos que el establecimiento hiciera para otros y que puedan identificarse separadamente como trabajos de arquitectura e ingeniería, ni tampoco los ingresos recibidos por el alquiler de equipo a terceros. (Vea "Otros ingresos comerciales" más adelante.)

Los establecimientos dedicados a la venta e instalación de los componentes de construcción, tales como equipo y suministros de plomería, calefacción y acondicionamiento de aire central; madera y materiales de construcción; pintura, cristal y papel para empapelar paredes; y alambre y suministros eléctricos para la construcción, recibieron instrucciones de incluir, como ingresos de construcción, los ingresos por la instalación de estos componentes y los ingresos por el valor (precio de venta) de los mismos. (Los ingresos que representan el precio de venta de los artículos vendidos pero no instalados debían incluirse en "otros ingresos comerciales.")

**Ingresos por trabajos subcontractados de otros constructores.** Cubre los ingresos recibidos por los establecimientos que respondieron durante 1997 por haber llevado a cabo trabajos de construcción para otros constructores o contratistas de construcción. Se pidió a los establecimientos que declararan el por ciento aproximado del valor total en dólares de los trabajos de construcción que habían recibido por este tipo de trabajo. Estos porcentajes fueron aplicados al valor en dólares de los trabajos de construcción declarados por los establecimientos a fin de obtener un valor para esta categoría.

**Other business receipts.** Includes business receipts not reported as construction receipts. This item includes business receipts from retail trade, rental of machinery and equipment, sale of land, and other services. Receipts for separately definable architectural and engineering work for others are included here.

Receipts from the sale of land are included whether the land was held for sale or sold in connection with the sale of houses and other structures. It excludes the value of any improvements made to the land prior to the sale. (That value was to be included in "Dollar value of business" and "Other business receipts.")

**Net construction receipts.** The aggregate of construction receipts reported by all construction establishments in each of the several industry, geographic area, or other groupings in this census contain varying amounts of duplication, since the construction work (and the receipts) of one firm may be subcontracted to other construction firms and also be included in the other firm's receipts. To eliminate this duplication, "net construction receipts" data was derived for each establishment by subtracting the payments made for construction work subcontracted to others from the total dollar value of construction work.

**Value added.** Duplication in receipts between construction and other industries results from the use of products of other industries as input materials by construction establishments. "Value added" eliminates this duplication and is usually the best measure for comparing the relative economic importance of industries or areas. For the 1997 Census of Construction Industries, "value added" is equal to dollar value of business done less payments for construction work subcontracted to others; and payments for materials, components, supplies, and fuels (including electricity). However, for SIC 6552 and SIC 1531 for which land receipts are significant, "value added" is modified to be equal to dollar value of business done less land receipts, payments for construction work subcontracted to others, and payments for materials, components, supplies, and fuels (including electricity).

**Fixed assets and depreciation.** Refers to the value of all fixed tangible assets such as buildings and other structures (offices, shops, etc.); stationary machinery (generators, shop equipment, etc.); mobile machinery (tractors, trucks, etc.); and other equipment (office furniture and fixtures, etc.). Not included are such items as current assets, depletable assets, intangible assets, and nondepreciable assets.

Data on fixed assets and depreciation were collected separately for (1) buildings, job-site trailers, additions, and related facilities, excluding land, and (2) machinery, equipment, and vehicles.

Respondents were asked to report the gross book value-acquisition cost (original cost or other basis), at the beginning and at the end of 1997. They were also asked to report capitalized expenditures, depreciation charges, and the gross value of assets sold, retired, scrapped, destroyed, etc., during 1997.

**Otros ingresos comerciales.** Incluye los ingresos comerciales no declarados como ingresos de construcción. Esta categoría incluye los ingresos por concepto de ventas al por menor, alquiler de maquinaria y equipo, venta de terrenos y otros servicios. Se incluyen también los ingresos por trabajos hechos para terceros que podían identificarse separadamente como trabajos de arquitectura e ingeniería.

Los ingresos obtenidos de la venta de terreno están incluidos, ya fuere terreno destinado para la venta o terreno vendido en relación con la venta de casas u otras estructuras. Excluye el valor de cualquier mejora que se le hiciera al terreno antes de venderlo. (Este valor debía incluirse en el "Valor del negocio en dólares" y en "Otros ingresos comerciales.")

**Ingresos netos de construcción.** El conjunto de ingresos de construcción declarados por todos los establecimientos de construcción de cada uno de los diferentes grupos de industrias, áreas geográficas, etc. abarcados por este censo contiene cierta duplicación, ya que el trabajo de construcción (y los ingresos) de una firma puede estar subcontratado a otras firmas de construcción y también estar incluido en los ingresos de estas otras firmas. Para eliminar esta duplicación, se derivó para cada establecimiento una cifra representativa de los "ingresos netos de construcción," restando del valor en dólares de los trabajos de construcción los pagos hechos por trabajos de construcción subcontratados a otros.

**Valor agregado.** La duplicación de ingresos entre las industrias de construcción y las industrias de otro tipo se debe a que las industrias de construcción utilizan los productos de otras industrias como materias primas. El "valor agregado" evita esta duplicación y es, en la mayoría de los casos, la mejor medida para comparar la importancia económica relativa de las industrias o áreas. El "valor agregado," según la definición del Censo de las Industrias de Construcción de 1997, es igual a el valor del negocio en dólares menos los pagos por trabajo de construcción subcontratado a otros, y los pagos por materiales, accesorios, suministros y combustibles (incluyendo los pagos por consumo de electricidad). Sin embargo, para la CIU 6552 y la CIU 1531, las cuales consideran los ingresos de terrenos como ingresos significativos, el "valor agregado" se modifica de manera que sea igual a el valor del negocio en dólares menos los ingresos de terrenos, los pagos por trabajos de construcción subcontratados a otros, y los pagos por materiales, accesorios, suministros y combustibles (incluyendo los pagos por consumo de electricidad).

**Activo fijo y depreciación.** Se refiere al valor de todo activo fijo tangible, como por ejemplo edificios y otras estructuras (oficinas, talleres, etc.); maquinaria fija (generadores, equipo de taller, etc.); maquinaria móvil (tractores, camiones, etc.); y otro equipo (muebles y accesorios de oficina, etc.). No se incluyen bienes tales como el activo corriente, activo agotable, activo intangible y activo no depreciable.

Los datos sobre activo fijo y depreciación fueron recopilados separadamente para (1) edificios, remolques en el local de construcción, ampliaciones e instalaciones relacionadas, sin incluir el terreno y (2) maquinaria, equipo y vehículos.

Se les pidió a los respondedores que declararan el valor bruto del costo de adquisición (costo original u otra base) a comienzos y a fines de 1997. También se les pidió que declararan los gastos de capital, los gastos de depreciación y el valor bruto del activo vendido, retirado, desechado, destruido, etc., durante 1997.

**Capital expenditures.** Refers to all costs actually incurred during 1997, which were or would be chargeable to the fixed asset accounts of the reporting establishments and which were of the type for which depreciation accounts are ordinarily maintained. These expenditures cover the acquisition, the construction, and the major alteration of the reporting establishment's own buildings and other structures, whether purchased, constructed under contract, or constructed by the reporting establishment's own forces; and the acquisition of machinery and equipment. Included are payments made under agreements which, in effect, are conditional sales contracts and which, as a result, are capitalized.

Respondents were instructed not to include any expenditures actually made prior to or after 1997. For example, if they began construction of a building for an establishment's own use before 1997 and did not complete it until after 1997, they were to report only costs actually incurred during 1997.

If capital expenditures were not recorded directly at the establishment level but handled centrally at the company or division level, respondents were requested to report appropriate estimates for the individual establishments.

- **New buildings and related facilities.** Includes the total expenditures during 1997 for new buildings and structures, major additions and alterations to buildings and structures, and other facilities for the reporting establishment's use (such as roads, docks, tracks, parking lots, and fences). It excludes expenditures for land.
- **New automobiles and trucks primarily intended for highway use.** Includes capitalized repairs and improvements to new and used automobiles and trucks.
- **New machinery and equipment.** Includes expenditures for new machinery and new equipment. This item also includes capitalized repairs and improvements to used machinery and equipment.
- **Used structures and related facilities.** Covers expenditures for used structures and related facilities acquired from others.
- **Used machinery and equipment.** Includes expenditures for used machinery and equipment acquired from others, including automobiles and trucks. Capitalized repairs and improvements to such equipment are reported as new machinery and equipment.

**Gastos de capital.** Esta categoría se refiere a todos los gastos incurridos durante 1997 que se cargaron o se cargarían a las cuentas de activo fijo de los establecimientos que respondieron y que son del tipo para el cual normalmente se mantienen cuentas de depreciación. Estos desembolsos abarcan la adquisición, construcción y alteración considerable de los edificios y otras estructuras que eran propiedad de los establecimientos, ya fuesen comprados, construidos bajo contrato, o construidos por la mano de obra del establecimiento que respondió al censo; y la adquisición de maquinaria y equipo. Se incluyen todos los pagos hechos de acuerdo a convenios que, en efecto, son contratos de ventas condicionales y que, como resultado, son capitalizados.

Se pidió a los respondedores que no incluyeran los gastos incurridos antes o después de 1997. Por ejemplo, si el establecimiento empezó a construir un edificio para uso propio antes de 1997 y no lo terminó hasta después de 1997, el establecimiento sólo debió declarar los gastos incurridos durante 1997.

Si los gastos de capital no se habían registrado directamente a nivel del establecimiento, sino que se habían gestionado centralmente a nivel de la compañía o división, se pidió a los respondedores que declararan las estimaciones correspondientes a los establecimientos individuales.

- **Edificios nuevos e instalaciones conexas.** Incluye el total de los gastos incurridos durante 1997 por edificios y estructuras nuevas, adiciones y alteraciones substanciales a edificios y estructuras, y otras instalaciones para uso del establecimiento (como carreteras, muelles, carriles de trenes, áreas de estacionamiento y verjas). Excluye los gastos de terreno.
- **Automóviles y camiones nuevos para ser usados principalmente en las carreteras.** Incluye gastos de inversión en mejoras y reparaciones hechas a automóviles y camiones nuevos y usados.
- **Maquinaria y equipo nuevo.** Incluye gastos de maquinaria y equipo nuevo. Esta categoría incluye además los gastos de inversión en mejoras y reparaciones hechas a maquinaria y equipo usado.
- **Estructuras e instalaciones conexas de segunda mano.** Incluye los gastos por la compra de estructuras e instalaciones relacionadas adquiridas de otros.
- **Maquinaria y equipo usado.** Incluye gastos en maquinaria y equipo usado adquirido de otros, inclusive automóviles y camiones. Los gastos de inversión en mejoras y reparaciones hechas a la maquinaria y equipo usado se catalogan como maquinaria y equipo nuevo.



### Types of construction—building and nonbuilding.

This item provides information on types of buildings, structures, or other facilities being constructed or worked on by construction establishments in 1997. Respondents were instructed that each building, structure, or other facility should be classified in terms of its function. For example, a restaurant building was to be classified in the restaurant category whether it was designed as a commercial restaurant building or an auxiliary unit of an educational institution. However, complex projects consisting of two or more types of buildings, structures, or other facilities are difficult to classify because sufficient information is seldom available. Therefore, respondents were told to classify complex projects by the major function of the total complex.

In addition, respondents were asked to report the percentage of construction receipts derived from new construction work, including additions and alterations, and from maintenance and repair work for each of these types.

#### Building construction:

- **Single-family houses, (detached, attached, and townhouses).** Includes all residential buildings constructed for one-family use, and buildings with two or more living quarters side by side, completely independent of one another, and separated by an unbroken party or lot line wall from ground to roof.
- **Apartment buildings and other residential buildings.** Includes high-rise, low-rise, or any structures other than above, containing two or more housing units, as well as hotels, motels, dormitories, and other nonhousekeeping residential structures.
- **Industrial buildings and warehouses.** Includes all buildings and plants which are used to house production and assembly activities, and commercial warehouses, cold storage plants, grain elevators, miniwarehouses, and other storage buildings. Note that heavy industrial facilities such as blast furnaces, petroleum refineries, chemical complexes, etc., are NOT included in this category, but are shown under nonbuilding construction.
- **Commercial buildings.** Includes all buildings that are intended for use primarily in the wholesale, retail, and services trades. For example, banks, offices, complete shopping centers, department stores, drug stores, restaurants, public garages, automobile service stations, and recreational buildings.
- **Other nonresidential buildings.** Includes buildings that are not classified elsewhere, such as religious buildings, educational buildings, hospitals, fire stations, bus and air passenger terminals, hangars, farm buildings such as barns, poultry houses, implement sheds, farm silos, etc.

**Tipos de construcción—de edificios y otras estructuras.** Esta partida provee información acerca de los tipos de edificios, estructuras u otras instalaciones que los establecimientos de construcción construyeron o modificaron durante 1997. Se les indicó a los respondedores que cada edificio, estructura u otra instalación debía clasificarse en términos de su función. Por ejemplo, los edificios para restaurantes debían clasificarse en la categoría de restaurantes, sin importar que el edificio hubiera sido diseñado para ser usado como restaurante comercial como unidad auxiliar de una institución docente. Sin embargo, los proyectos complejos que constan de dos o más tipos de edificios, estructuras u otras instalaciones, son difíciles de clasificar porque raras veces hay suficiente información disponible. Por lo tanto, se les dijo a los informantes que clasificaran los proyectos complejos de acuerdo a la función más importante de todo el proyecto.

Además, se les pidió a los respondedores que, por cada tipo de construcción, declararan el porcentaje de los ingresos de construcción derivados de los trabajos de construcción nueva, incluyendo adiciones y alteraciones y de los trabajos de reparación y mantenimiento.

#### Construcción de edificios:

- **Viviendas unifamiliares, (separadas, unidas y “townhouses”).** Incluye todos los edificios residenciales construidos para ser habitados por una sola familia y los que tienen dos o más viviendas lado a lado, las cuales son completamente independientes unas de otras y están separadas por una pared ininterrumpida que se extiende del suelo al techo.
- **Edificios de apartamentos y otros edificios residenciales.** Incluye edificios de muchos o pocos pisos o cualquier otra estructura (no antes mencionada) que contenga dos o más viviendas, incluye también hoteles, moteles, dormitorios y otras estructuras residenciales que por lo regular no se consideran como hogares permanentes.
- **Edificios industriales y almacenes.** Incluye todos los edificios y plantas que se usan para las actividades de producción y ensamblaje y almacenes comerciales, plantas de refrigeración, elevadores de granos, minialmacenes y otros locales de almacenamiento. Observe que las instalaciones de trabajo industrial pesado, tales como altos hornos, refinerías de petróleo, complejos químicos, etc., NO están incluidas en esta categoría pero sí en la categoría correspondiente a la construcción de estructuras que no son edificios.
- **Edificios comerciales.** Incluye todos los edificios que están destinados principalmente para el uso del comercio al por mayor, del comercio al por menor y servicios. Por ejemplo, bancos, oficinas, centros comerciales enteros, tiendas por departamento, farmacias, restaurantes, garages públicos, estaciones de servicio para automóviles y edificios que se usan para actividades de recreación.
- **Otros edificios no residenciales.** Incluye los edificios que no fueron incluidos en algunas de las clasificaciones anteriores, como por ejemplo, edificios para servicios religiosos, edificios para instituciones docentes, hospitales, parques de bomberos, terminales de autobuses y de líneas aéreas, hangares, edificios agrícolas, tales como establos, gallineros, cobertizos para herramientas, silos, etc.

---

Nonbuilding construction:

- **Highways, streets, and related facilities.** Includes roads, alleys, sidewalks, curbs and gutters, culverts, right-of-way drainage, erosion control, lighting, and such related work as the installation of highway signs and guardrail and earthwork protective structures used in connection with road improvements.
- **Bridges, tunnels, and elevated highways.** Includes roads, highways, and causeways built on structural supports; viaducts, trestles, and overpasses; and highway, pedestrian, and railroad tunnels.
- **Water, sewer, pipeline, communication transmission lines, and power lines.** Includes water supply systems, sanitary systems, telephone and telegraph lines, television and radio towers, and electric light and power facilities.
- **Other nonbuilding construction.** Includes all types of nonbuilding construction not elsewhere classified.

**Ownership of construction projects.** This item provides construction receipts by ownership of project—government owned or privately owned. This classification relates to the ownership of the projects or work undertaken and not to the financing. Government-owned projects cover those owned by the Federal, Commonwealth, or local governments including public authorities and special districts.

Construcción de estructuras que no son edificios:

- **Carreteras, calles e instalaciones conexas.** Incluye calles, callejones, aceras, encintados y cunetas, alcantarillas, desagües, sistemas para el control de la erosión, alumbrado y trabajos relacionados, tales como la instalación de rótulos y barandillas en las carreteras, y de estructuras cuyo objeto es proteger la seguridad del público mientras se hacen mejoras a las carreteras.
- **Puentes, túneles y carreteras elevadas.** Incluye calles, carreteras y calzadas construidas sobre estructuras de soporte; viaductos, caballetes y elevados; y túneles para carreteras, peatones y ferrocarriles.
- **Acueductos, alcantarillados, tuberías, líneas para la transmisión de energía y comunicación.** Incluye sistemas para el abastecimiento de agua, sistemas sanitarios, líneas de teléfono y telégrafo, torres de televisión y radio y luz eléctrica e instalaciones de energía.
- **Otra construcción no relacionada con edificios.** Incluye todo tipo de construcción que no tenga que ver con edificios, que no se haya clasificado anteriormente.

**Propiedad de los proyectos de construcción.** Esta categoría provee un desglose de los ingresos de construcción según el propietario del proyecto, sea éste el gobierno o una empresa privada. Esta clasificación concierne la propiedad de los proyectos o trabajos emprendidos, pero no concierne su financiamiento. Entre los proyectos que son propiedad del gobierno se encuentran los del gobierno del Estado Libre Asociado, el gobierno federal y los gobiernos municipales, además de los de las autoridades públicas.


## Appendix B./Apéndice B. Report Form and Information Sheet/Cuestionario y la Hoja de Información

---

The report form and information sheet, in English and Spanish, are shown on the following pages.  
El cuestionario y la hoja de información, en inglés y español, aparecen en las páginas siguientes.

**1997 ECONOMIC CENSUS  
PUERTO RICO**

OMB No. 0607-0839: Approval Expires 03/31/2000

		
Census use only		

**OA-9820**

*(Please correct any errors in name and address, and ZIP Code)*

**DUE DATE: FEBRUARY 12, 1998**

Include the Census File Number (CFN) shown on the label of this report form with any correspondence.

**Please complete this form and return to:**



DIRECTOR  
BUREAU OF THE CENSUS  
ATTENTION: OUTLYING AREAS  
1201 East Tenth Street  
Jeffersonville, IN 47134-0001

**YOU ARE REQUIRED BY LAW (Title 13, U.S. Code and an Act of the Legislature of Puerto Rico No. 11 of March 27, 1950) to complete this report form for the establishment identified in the label and return it to the Bureau of the Census.** By the same law, your report to the Census Bureau is **confidential**. It may be seen only by sworn Census employees and may be used only for statistical purposes. The law also provides that copies retained in your files are **immune from legal process**.

**REPORT DATA FOR CALENDAR YEAR 1997.** If records are not available, reasonable estimates are acceptable. If reporting on a calendar year will involve considerable additional cost and your fiscal year ended between October 31, 1997 and February 1998, you may report data on fiscal year basis, except for employment and payroll data. Calendar year employment and payroll data should be available from your tax records.

**ALL ESTABLISHMENTS COMPLETE SECTIONS A AND H.** Complete the ONE section (B-G) which best describes your kind of business or activity.

***IT IS VERY IMPORTANT THAT YOU READ  
THE ACCOMPANYING INSTRUCTIONS AS YOU ANSWER THE QUESTIONS.***

## Section A - GENERAL INFORMATION

<p><b>Item 1. EMPLOYER IDENTIFICATION NUMBER</b></p> <p><b>Is the Employer Identification Number (EIN) shown in the label the same as that used for this establishment on its latest 1997 Employer's Quarterly Federal Tax Return, Internal Revenue Service (IRS) Form 941-PR?</b></p> <p>094 1 <input type="checkbox"/> YES          2 <input type="checkbox"/> NO - Report current EIN (9 digits) → [ ][ ]-[ ][ ][ ][ ][ ][ ][ ][ ][ ]</p>	<p><i>HOW TO REPORT DOLLAR FIGURES</i></p>	<p><i>Report dollar values rounded to thousands.</i></p> <p><b>EXAMPLE:</b> Report \$1,125,628 as →</p>	<table border="1" style="font-size: small;"> <tr><td>Mil- lions (000)</td><td>Thou- sands (000)</td><td>Dol- lars (000)</td></tr> <tr><td style="text-align: center;">1</td><td style="text-align: center;">126</td><td></td></tr> </table>	Mil- lions (000)	Thou- sands (000)	Dol- lars (000)	1	126																			
Mil- lions (000)	Thou- sands (000)	Dol- lars (000)																									
1	126																										
<p><b>Item 2. PHYSICAL LOCATION</b></p> <p><b>a. Is the physical location of this establishment the same as the address shown in the label?</b>  <b>NOTE - P.O. boxes or rural routes are not physical locations.</b></p> <p>093 1 <input type="checkbox"/> YES          2 <input type="checkbox"/> NO - Report correct physical location below.</p> <p>Number and street          City or town State ZIP Code</p> <p><b>b. In what municipio is this establishment physically located?</b></p> <p>103 _____</p>	<p><b>Item 5. DOLLAR VOLUME OF BUSINESS</b></p> <table border="1" style="font-size: small;"> <tr><th>Mil.</th><th>Thou.</th><th>Dol.</th></tr> <tr><td>010</td><td></td><td></td></tr> </table> <p><b>What was the dollar volume of merchandise sales and other operating receipts for this establishment in 1997?</b></p>	Mil.	Thou.	Dol.	010			<p><b>Item 6. PAYROLL</b></p> <table border="1" style="font-size: small;"> <tr><th>Mil.</th><th>Thou.</th><th>Dol.</th></tr> <tr><td>030</td><td></td><td></td></tr> <tr><td>031</td><td></td><td></td></tr> </table> <p><b>a. What was the total ANNUAL payroll, before deductions, for this establishment in 1997?</b></p> <p><b>b. What was the FIRST QUARTER (January-March) payroll, before deductions?</b></p>	Mil.	Thou.	Dol.	030			031			<p><b>Item 7. EMPLOYMENT</b></p> <table border="1" style="font-size: small;"> <tr><th colspan="2">Number</th></tr> <tr><td>032</td><td></td></tr> <tr><td>104</td><td></td></tr> <tr><td>105</td><td></td></tr> </table> <p><b>a. How many EMPLOYEES (full- and part-time) were on your payroll during the pay period which included March 12, 1997?</b></p> <p><b>b. How many PROPRIETORS and PARTNERS worked 15 or more hours during the week which included March 12, 1997?</b></p> <p><b>c. How many UNPAID FAMILY members worked 15 or more hours during the week which included March 12, 1997?</b></p>	Number		032		104		105		<p><b>Item 8. PRINCIPAL TYPE OF BUSINESS OR ACTIVITY</b></p> <p><b>Which of the following best describes the PRINCIPAL business or activity being operated at the end of 1997? Mark (X) only ONE box.</b></p> <p>107 1 <input type="checkbox"/> WHOLESALE  <i>Continue with section B, page 3</i></p> <p>2 <input type="checkbox"/> RETAIL  <i>Continue with section C, page 5</i></p> <p>3 <input type="checkbox"/> SERVICES  <i>Continue with section D, page 7</i></p> <p>4 <input type="checkbox"/> HOTELS, MOTELS, AND OTHER LODGING PLACES - <i>Continue with section E, page 9</i></p> <p>5 <input type="checkbox"/> MANUFACTURES  <i>Continue with section F, page 10</i></p> <p>6 <input type="checkbox"/> CONSTRUCTION  <i>Continue with section G, page 14</i></p> <p>7 <input type="checkbox"/> Other - <i>Specify in REMARKS below and skip to section H, page 17, and complete item 52.</i></p>
Mil.	Thou.	Dol.																									
010																											
Mil.	Thou.	Dol.																									
030																											
031																											
Number																											
032																											
104																											
105																											
<p><b>Item 3. OPERATIONAL STATUS</b></p> <p><b>a. How many months during 1997 did this firm or organization actively operate this establishment?</b></p> <table border="1" style="font-size: small;"> <tr><td colspan="3">Number of months</td></tr> <tr><td colspan="3" style="text-align: center;">002</td></tr> </table> <p><b>b. Which of the following best describes the operational status of this establishment at the end of 1997? Mark (X) only ONE box.</b></p> <p>001 1 <input type="checkbox"/> In operation          2 <input type="checkbox"/> Temporarily or seasonally inactive          3 <input type="checkbox"/> Ceased operation - Give date → [ ][ ][ ][ ] Mo.   Day   Yr.          4 <input type="checkbox"/> Sold or leased to another operator - Enter name, etc. below AND give date → [ ][ ][ ][ ] Mo.   Day   Yr.</p> <p>Name of new owner or operator          Number and street          City or town State ZIP Code</p>	Number of months			002			<p><b>Item 4. LEGAL FORM OF ORGANIZATION</b></p> <p><b>a. Which of the following best describes the legal form of organization of this establishment at the end of 1997? Mark (X) only ONE box.</b></p> <p>003 1 <input type="checkbox"/> Individual proprietorship          2 <input type="checkbox"/> Partnership          8 <input type="checkbox"/> Cooperative association          0 <input type="checkbox"/> Corporation (<i>Do not mark if any form of cooperative association</i>)          5 <input type="checkbox"/> Government - <i>Specify</i> _____          9 <input type="checkbox"/> Other - <i>Specify</i> _____</p> <p><b>b. If "Corporation" was marked: Which of the following best describes this establishment at the end of 1997? Mark (X) only ONE box.</b></p> <p>106 1 <input type="checkbox"/> Private corporation          2 <input type="checkbox"/> Public corporation</p>																				
Number of months																											
002																											
<p><b>REMARKS</b></p>																											

If not shown, please enter your 11-digit Census File Number from the address label on page 1

Census File Number

**Section B - WHOLESALE**

**Item 9. KIND OF BUSINESS - WHOLESALE**

What was the **PRINCIPAL** kind of business for this establishment in 1997 (or activity by which your business is known to the trade or public)? Mark (X) only ONE box.

- 070 Motor vehicles and automotive parts and supplies. . . . .  5010
- Furniture and home furnishings . . . . .  5020
- Lumber and other construction materials . . . . .  5030
- Office equipment . . . . .  5044
- Computers, peripheral equipment, and software . . . . .  5045
- Other commercial equipment (Include restaurant and hotel equipment and store machines.) . . . . .  5046
- Medical and hospital equipment . . . . .  5047
- Other professional equipment and supplies - Specify . . . . .  5049
  
- Metals and minerals, except petroleum . . . . .  5050
- Electrical apparatus and equipment, wiring supplies, and construction materials . . . . .  5063
- Electrical appliances, radios, and television sets . . . . .  5064
- Other electronic parts and equipment - Specify . . . . .  5065
  
- Hardware . . . . .  5072
- Plumbing and heating equipment and supplies . . . . .  5074
- Construction and mining machinery . . . . .  5082
- Industrial machinery and equipment . . . . .  5084
- Industrial supplies . . . . .  5085
- Service establishment equipment . . . . .  5087
- Transportation equipment and supplies; farm, garden, and other machinery and equipment - Specify . . . . .  5089
  
- Jewelry and precious stones . . . . .  5094
- Other durable goods - Specify . . . . .  5099

- Paper and paper products . . . . .  5110
- Drugs, drug proprietaries, and druggists' sundries . . . . .  5120
- Apparel, piece goods, and notions . . . . .  5130
- Groceries and related products . . . . .  5140
- Chemicals and allied products . . . . .  5160
- Petroleum and petroleum products (Include bulk stations and terminals.) . . . . .  5170
- Beer, wine, and distilled alcoholic beverages . . . . .  5180
- Farm supplies . . . . .  5191
- Books, periodicals, and newspapers . . . . .  5192
- Flowers and florists' supplies . . . . .  5193
- Paint, paint supplies, and wallpaper . . . . .  5198
- Other nondurable goods - Specify . . . . .  5199

**Item 10. TYPE OF OPERATION**

Which of the following best describes the type of operation on which the major portion of your business was conducted in 1997? Mark (X) only ONE box.

- 060 11  Merchant (buying and selling on own account)
- 20  Manufacturers' sales branch or sales office
- 42  Broker, agent, commission merchant
- 77  Other type of operation - Specify

064 \_\_\_\_\_

**Item 11. EMPLOYMENT BY PRINCIPAL ACTIVITY**

What was the approximate number of employees by principal activity during the pay period which included March 12, 1997?

	Number
a. Selling	131
b. Sales support (including office, clerical, warehouse, driver, and maintenance employees)	132
c. Central administrative and auxiliary	133
d. Manufacturing	134
e. Other - Specify	135

HOW TO REPORT PERCENTS	Report percentages as whole numbers	Percent
	EXAMPLE: Report 38.76% as →	<b>39</b> %

**Item 12. CLASS OF CUSTOMER**

What was the percentage of 1997 sales (item 5) to each customer class?

	Percent
a. To farmers for farm use	147 %
b. To builders and contractors	149 %
c. To exporters (export sales)	141 %
d. To retailers and repair shops	143 %
e. To wholesale establishments	144 %
f. To household consumers and individual users	148 %
g. To industrial users (manufacturing and mining)	145 %
h. To institutional, commercial, and professional users	146 %
i. To governmental bodies (Federal, Commonwealth, and municipal)	150 %
<b>j. TOTAL</b> (Sum of lines a through i should equal 100%)	<b>100</b> %

**Item 13. OPERATING EXPENSES**

What were the **TOTAL 1997 operating expenses, including payroll, but excluding the cost of goods sold and interest expense?**

Mil.	Thou.	Dol.
040		

**Item 14. DOLLAR VOLUME OF BUSINESS**

a. Did this establishment sell merchandise for the account of others on a **COMMISSION** or **BROKERAGE** basis in 1997?

- 121 1  YES - Go to item 14b
- 2  NO - Skip to item 14d

b. What was the gross selling value of business conducted on a commission or brokerage basis for the account of others? (Included in item 5.)

Mil.	Thou.	Dol.
122		

c. What was the dollar volume of commissions or brokerage received on transactions reported in item 14b?

123		
-----	--	--

d. What percentage of the products sold by this establishment (including firms under common ownership or control) did your company manufacture or mine in the United States, Puerto Rico, or U.S. territories?

Percent
124 %

NOTE - If this is the only establishment of this firm, skip to item 15.

e. What was the dollar volume of transfer (billings) to other establishments within your company? (NOT included in item 5.)

Mil.	Thou.	Dol.
125		

**Section B – WHOLESALE (Continued)**

Item 15. INVENTORIES				Item 17. COMMODITY LINES (Continued)					
<b>a. Did you have inventories at the end of 1997?</b> 180 1 <input type="checkbox"/> YES – Go to item 15b 2 <input type="checkbox"/> NO – Skip to item 16				Commodity lines				Cen- sus use	Percent of sales
<b>b. Are inventories of this establishment subject to the last-in, first-out (LIFO) method of valuation?</b> 185 1 <input type="checkbox"/> YES – Complete the remainder of this item 2 <input type="checkbox"/> NO – Skip to item 15c				General-purpose industrial machinery, equipment, and parts				100	102
(1) Amount subject to LIFO costing (gross)				Industrial valves and fittings				2320	%
(a) Amount of LIFO reserve				Welding supplies (Exclude gases.)				2440	%
(b) LIFO value for line (1) (net)				Drugs, pharmaceuticals, cosmetics, and toiletries				3500	%
(2) Amount not subject to LIFO costing				Men's and boys' wear				3800	%
<b>c. What was the TOTAL value of all inventories for 1997?</b>				Women's and children's wear				3900	%
<b>NOTE – (LIFO users only) The sum of (1)(a), (1)(b), and (2) should equal item 15c.</b>				Footwear				4000	%
<b>Item 16. STORAGE SPACE</b> <b>Did you have warehouse, stockroom, or other inventory storage space on December 31, 1997?</b> 190 1 <input type="checkbox"/> YES – Report usable under-roof floor space excluding space occupied by interior walls, permanent aisles, elevator shafts, stairways, offices, shipping platforms, etc. →				Frozen foods, packaged				4100	%
2 <input type="checkbox"/> NO				Dairy products, except dried or canned				4200	%
Square feet				Poultry and poultry products (Exclude frozen packaged.)				4300	%
191				Confectionery				4400	%
<b>Item 17. COMMODITY LINES</b> <b>What was the estimated percentage of total 1997 sales (item 5) for each commodity line you specify for this establishment?</b>				Fish and seafoods (Exclude canned and frozen packaged.)				4500	%
Commodity lines				Meat and meat products (Exclude canned and frozen packaged.)				4600	%
Cen- sus use				Fresh fruits and vegetables				4700	%
Percent of sales				Coffee, tea, and spices (processed)				4800	%
100				Bread and baked goods				4820	%
102				Canned foods				4830	%
%				Food and beverage basic materials				4840	%
%				Soft drinks				4850	%
%				Other grocery specialties				4860	%
%				Grain and beans				4900	%
%				Plastics materials and basic forms				5300	%
%				Chemicals and allied products (Exclude agriculture, plastics, gases, and petroleum.)				5330	%
%				Petroleum products				5400	%
%				Liquefied petroleum gases (Exclude natural gas.)				5420	%
%				Beer and ale				5600	%
%				Wines and distilled alcoholic beverages				5700	%
%				Paint, paint supplies, and wallpaper				6000	%
%				Books, periodicals, newspapers, and miscellaneous printed materials				6100	%
%				Other commodities – Refer to the list of Wholesale Commodity Lines on page 18 to specify kind(s) and enter code(s).				Code	%
%				1) 076				9811	%
%				2) 077				9812	%
%				3) 078				9813	%
%				Service receipts and labor charges				9700	%
%				Miscellaneous receipts				9980	%
%				<b>TOTAL</b>				9990	100 %
%				<b>PROCEED TO SECTION H, PAGE 17, AND COMPLETE THE REST OF THE FORM.</b>					

If not shown, please enter your 11-digit Census File Number from the address label on page 1

Census File Number

**Section C – RETAIL**

**Item 18. KIND OF BUSINESS – RETAIL**

What was the PRINCIPAL kind of business for this establishment in 1997 (or activity by which your business is known to the trade or public)? Mark (X) only ONE box.

- Building materials, hardware, garden supply, mobile home** 070
- Lumber and other building material dealer. . . . .  5211
  - Wholesale lumber and other building material dealer. . . . .  5031
  - Retail paint, glass, and wallpaper store. . . . .  5231
  - Wholesale paint, glass, and wallpaper store . . . . .  5198
  - Hardware store . . . . .  5251
  - Retail nursery, lawn, and garden supplies store . . . . .  5261

- General merchandise**
- Department store . . . . .  5311
  - Variety store. . . . .  5331
  - Miscellaneous general merchandise . . . . .  5399

- Food**
- Grocery store . . . . .  5411
  - Supermarket . . . . .  5412
  - Cash and carry . . . . .  5413
  - Meat and fish (seafood) market, freezer provisioners . . . . .  5421
  - Fruit store and vegetable market . . . . .  5431
  - Candy, nut, and confectionery store . . . . .  5441
  - Dairy products store . . . . .  5451
  - Retail bakery . . . . .  5461
  - Other food store – Specify . . . . .  5499

- Automotive dealers and gasoline service stations**
- Motor vehicle dealer – new and used cars . . . . .  5511
  - Motor vehicle dealer – used cars only . . . . .  5521
  - Auto and home supply store. . . . .  5531
  - Gasoline service station . . . . .  5541
  - Boat dealer . . . . .  5551
  - Recreational vehicle dealer . . . . .  5561
  - Miscellaneous automotive and aircraft dealer . . . . .  5599

- Apparel and accessories**
- Men’s and boys’ clothing and furnishings store . . . . .  5611
  - Women’s ready-to-wear store . . . . .  5621
  - Women’s accessory and specialty store . . . . .  5632
  - Children’s and infants’ wear store. . . . .  5641
  - Family clothing store . . . . .  5651
  - Shoe store . . . . .  5661
  - Miscellaneous apparel and accessory store – Specify . . . . .  5699

- Furniture, homefurnishings, and equipment**
- Furniture store . . . . .  5712
  - Floor covering store . . . . .  5713
  - Drapery, curtain, and upholstery store . . . . .  5714
  - Miscellaneous homefurnishings store . . . . .  5719
  - Household appliance store. . . . .  5722
  - Radio, television, and electronics store . . . . .  5731
  - Computer and software store (selling primarily to individual home consumers) . . . . .  5734
  - Record and prerecorded tape store . . . . .  5735
  - Musical instrument store . . . . .  5736

**Item 18. KIND OF BUSINESS – RETAIL (Continued)**

**Eating and drinking places**

- Eating place 070
- Cafeteria. . . . .  5811
  - Restaurant (full menu provided with waiter/waitress service and patrons seated) . . . . .  5812
  - Refreshment place or other eating place providing a limited menu of food items (hamburgers, steak, seafood, chicken, pizza, pancakes, etc.) . . . . .  5814
  - Fast food . . . . .  5815
  - Other – Specify . . . . .  5816

- Eating place with 25 or more guestrooms . . . . .  7015
- Drinking place (bar, cocktail lounge, etc.) . . . . .  5813

**Miscellaneous retail stores**

- Drug and proprietary store . . . . .  5912
- Liquor store . . . . .  5921
- Sporting goods store and bicycle shop . . . . .  5941
- Book store. . . . .  5942
- Stationery store. . . . .  5943
- School supplies store . . . . .  5943
- Jewelry store . . . . .  5944
- Hobby, toy, and game shop . . . . .  5945
- Camera and photographic supply store . . . . .  5946
- Gift, novelty, and souvenir store . . . . .  5947
- Luggage and leather goods store . . . . .  5948
- Sewing, needlework, and piece goods store . . . . .  5949
- Nonstore retailer
  - Mail order (catalog selling) . . . . .  5961
  - Operating merchandise vending machines . . . . .  5962
  - House-to-house or telephone (direct selling) . . . . .  5963
- Fuel dealer . . . . .  5983
- Liquefied petroleum gas dealer . . . . .  5984
- Florist . . . . .  5992
- Cigar store and stand . . . . .  5993
- News dealer and newsstand. . . . .  5994
- Optician’s goods store . . . . .  5995
- Other – Specify . . . . .  5999

**Item 19. UNDER-ROOF FLOOR SPACE**

Did this establishment have any under-roof floor space used as a department, variety, grocery, or drug store in 1997?

- 250 1  YES – TOTAL floor space . . . . .
- 2  NO Under-roof SELLING space . . . . .

Square feet
252
251

**Item 20. FRANCHISE NAME**

Did this establishment use a name authorized by a franchisor in 1997?

- 333 1  YES – Does the franchisor own or operate the establishment? . . . . . 335 1  YES
- 2  NO . . . . . 2  NO

**Item 21. SHOPPING CENTER**

Is this establishment physically located in a shopping center or mall?

- 390 1  YES
- 2  NO



## Section C – RETAIL (Continued)

<b>HOW TO REPORT PERCENTS</b>		Percent	Item 23. MERCHANDISE LINES (Continued)		
Report percentages as whole numbers <b>EXAMPLE:</b> Report 38.76% as →		<b>39</b> %	Merchandise line	Cen- sus use	Percent of sales
<b>Item 22. CLASS OF CUSTOMER</b> <b>What was the percentage of total 1997 sales (item 5) by class of customer?</b>					
		Percent			
<b>a. General public</b>		237 %	Living room, dining room, bedroom furniture (except odd beds, cots, etc.)		
<b>b. Other</b>		239 %			
<b>Item 23. MERCHANDISE LINES</b> <b>What was the estimated percentage of total 1997 sales (item 5) for each merchandise line you specify for this establishment?</b>					
Merchandise line	Cen- sus use	Percent of sales			
	230	232			
Meat, fish, and poultry	0101	%	All other furniture		
Produce (fresh fruits and vegetables)	0102	%	Floor coverings		
Frozen foods	0103	%	Home computer hardware, software, and other calculating equipment and supplies		
Dairy products and related foods	0104	%	Kitchenware and homefurnishings		
Bakery products, except frozen	0106	%	Jewelry		
All other foods, excluding pet food	0114	%	Photographic equipment and supplies		
Meals, snacks, sandwiches, nonalcoholic beverages generally served for consumption at this establishment	0120	%	Optical goods		
Alcoholic drinks (served at this establishment)	0130	%	Sporting goods and trophies		
Packaged liquor, wine, and beer	0140	%	Recreational vehicles		
Cigars, cigarettes, tobacco, and smokers' accessories (Exclude sales from vending machines owned by others.)	0150	%	Hardware, tools, plumbing, and electrical supplies		
Prescription drugs from a pharmacist	0161	%	Lawn and garden equipment and supplies, cut flowers, plants, shrubs, fertilizers, etc.		
Nonprescription medicines and vitamins, proprietary and over-the-counter ethical medicines, and other health and beauty aids	0162	%	Lumber, millwork, building materials, and home repair and modernization equipment, and supplies		
Soaps, detergents, and household cleaners	0180	%	Paint, paint sundries, glass, and wallpaper		
Paper products	0190	%	Mobile homes		
Men's and boys' wear	0200	%	New automobiles, vans, and trucks		
Women's and girls' wear	0220	%	Used automobiles, vans, and trucks		
Women's accessories	0230	%	Other powered transportation vehicles		
Footwear	0260	%	Gasoline		
Sewing, knitting, needlework goods	0270	%	Diesel fuel		
Curtains, drapes, shades, blinds, slipcovers, towels, sheets, blankets, table linens, etc.	0280	%	Other automotive fuel		
Major household appliances	0300	%	Automotive lubricants (oils, grease, etc.)		
Small electric appliances	0310	%	Automotive tires, tubes, batteries, parts, and accessories		
Televisions, video recording devices, video tapes, etc.	0320	%	Household fuels		
Audio equipment, musical instruments and supplies	0330	%	All other merchandise If sales of merchandise on this line exceed 5 percent of total, specify principal lines and estimated percent of sales on next line		
Sleep furniture and equipment	0343	%			
			<b>TOTAL</b>		
			9990	100	%

**PROCEED TO SECTION H, PAGE 17,  
AND COMPLETE THE REST OF THE FORM.**

If not shown, please enter your 11-digit Census File Number from the address label on page 1

Census File Number

**Section D – SERVICES**

**Item 24. KIND OF BUSINESS – SERVICES**

What was the PRINCIPAL kind of business for this establishment in 1997 (or activity by which your business is known to the trade or public)? Mark (X) only ONE box.

- Travel agencies and other passenger transportation services** 070
- Travel agency . . . . .  4724
  - Tour operator . . . . .  4725
  - Other services in arranging passenger transportation. . . . .  4729

- Personal services**
- Power laundry, family and commercial . . . . .  7211
  - Garment pressing and cleaner's agents . . . . .  7212
  - Linen supply . . . . .  7213
  - Coin-operated laundry and cleaning . . . . .  7215
  - Dry cleaning plant, except rug. . . . .  7216
  - Carpet and upholstery cleaning . . . . .  7217
  - Industrial launderers . . . . .  7218
  - Other laundry and garment services including hand laundry – *Specify* . . . . .  7219

- 
- Photographic studios, portrait . . . . .  7221
  - Beauty shop. . . . .  7231
  - Barber shop. . . . .  7241
  - Shoe repair and shoeshine parlors . . . . .  7251
  - Funeral service and crematory . . . . .  7261
  - Tax return preparation services . . . . .  7291
  - Other personal services – *Specify* . . . . .  7299

- Business services**
- Advertising agency . . . . .  7311
  - Outdoor advertising services . . . . .  7312
  - Radio, television, and publishers' advertising representatives . . . . .  7313
  - Other advertising services (except agencies) – *Specify* . . . . .  7319

- 
- Adjustment and collection services . . . . .  7322
  - Mercantile credit reporting agency . . . . .  7323
  - Direct mail advertising services . . . . .  7331
  - Photocopying and duplicating services . . . . .  7334
  - Commercial photography . . . . .  7335
  - Commercial art and graphic design . . . . .  7336
  - Secretarial and court reporting services . . . . .  7338
  - Disinfecting and exterminating services . . . . .  7342
  - Cleaning and maintenance services. . . . .  7349
  - Medical equipment rental and leasing . . . . .  7352
  - Heavy construction and earthmoving equipment, rental and leasing. . . . .  7353
  - Other equipment rental and leasing (except computers or automotive) . . . . .  7359
  - Employment agency . . . . .  7361
  - Temporary help supply services . . . . .  7363
  - Computer programming services . . . . .  7371
  - Prepackaged software . . . . .  7372
  - Computer integrated systems design . . . . .  7373

**Item 24. KIND OF BUSINESS – SERVICES (Continued)**

- Business services (Continued)** 070
- Data processing services. . . . .  7374
  - Information retrieval services . . . . .  7375
  - Computer facilities management services . . . . .  7376
  - Computer rental and leasing . . . . .  7377
  - Computer maintenance and repair . . . . .  7378
  - Computer related services . . . . .  7379
  - Detective, guard, and armored car services . . . . .  7381
  - Security systems services . . . . .  7382
  - News syndicates . . . . .  7383
  - Photofinishing laboratory . . . . .  7384
  - Other business services – *Specify* . . . . .  7389

- Automobile repair and services**
- Truck rental and leasing, without driver . . . . .  7513
  - Passenger car rental . . . . .  7514
  - Passenger car leasing . . . . .  7515
  - Utility trailer and recreational vehicle rental . . . . .  7519
  - Automobile parking . . . . .  7521
  - Top, body, and upholstery repair and painting shop . . . . .  7532
  - Auto exhaust systems repair shop . . . . .  7533
  - Tire retreading and repair shop . . . . .  7534
  - Automotive glass replacement shop . . . . .  7536
  - Automotive transmission repair shop. . . . .  7537
  - General automotive repair shop. . . . .  7538
  - Other automotive repair shop – *Specify* . . . . .  7539

- 
- Carwash . . . . .  7542
  - Other automotive services – *Specify* . . . . .  7549

- Miscellaneous repair services**
- Radio and television repair . . . . .  7622
  - Refrigeration and air conditioning service and repair shop. . . . .  7623
  - Electrical and electronic repair shop (except computer repair). . . . .  7629
  - Watch, clock, and jewelry repair. . . . .  7631
  - Reupholstery and furniture repair. . . . .  7641
  - Welding repair . . . . .  7692
  - Armature rewinding shop . . . . .  7694
  - Other repair services, including sewer and septic tank cleaning services – *Specify* . . . . .  7699

- Motion pictures**
- Motion picture and video production . . . . .  7812
  - Services allied to motion pictures. . . . .  7819
  - Motion picture and tape distribution . . . . .  7822
  - Motion picture distribution services. . . . .  7829
  - Theatres, except drive-in. . . . .  7832
  - Video tape rental . . . . .  7841

**Section D – SERVICES (Continued)**

**Item 24. KIND OF BUSINESS – SERVICES (Continued)**

**Amusement and recreation services, except motion pictures**

- 070
- Dance studios, schools, and halls . . . . .  7911
  - Theatrical producers and services. . . . .  7922
  - Bands, orchestras, actors, and other entertainers and entertainment groups . . . . .  7929
  - Bowling center . . . . .  7933
  - Commercial sports clubs, managers, and sports promoters . . . . .  7941
  - Racing, including track operation . . . . .  7948
  - Physical fitness facility . . . . .  7991
  - Public golf course. . . . .  7992
  - Coin-operated amusement devices . . . . .  7993
  - Lottery agency (except horserace) . . . . .  7994
  - Horserace betting agency . . . . .  7995
  - Amusement parks . . . . .  7996
  - Membership sports and recreation club . . . . .  7997
  - Cockfight arena . . . . .  7998
  - Other amusement and recreation services – *Specify* . . . . .  7999

**Medical and dental laboratories**

- Dental laboratory . . . . .  8072
- Other dental and medical services – *Specify* . . . . .  8021

**Legal services**

- Legal services. . . . .  8111
- Legal aid society (or other nonprofit legal services) – *Specify* . . . . .  9002

**Museums, art galleries, and botanical and zoological gardens**

- Museums and art galleries. . . . .  8412
- Botanical and zoological gardens . . . . .  8422

**Engineering, architectural, land surveying, research, management, and related services**

- Engineering services . . . . .  8711
  - Architectural services . . . . .  8712
  - Surveying services . . . . .  8713
  - Commercial, physical, and biological research. . . . .  8731
  - Commercial, economic, sociological, and educational nonphysical research. . . . .  8732
  - Commercial testing laboratory . . . . .  8734
  - Management services . . . . .  8741
  - Management consulting services . . . . .  8742
  - Public relations services . . . . .  8743
  - Facilities support management services . . . . .  8744
  - Other business consulting services – *Specify* . . . . .  8748
- Other kind of services – *Specify* . . . . .  8999

**HOW TO REPORT PERCENTS**

Report percentages as whole numbers

**EXAMPLE:** Report 38.76% as →

Percent

**39** %

**Item 25. MERCHANDISE SALES**

**a. Did this establishment sell any merchandise over-the-counter or separate from services provided in 1997?**

- 371 1  YES – Complete b below
- 2  NO – Skip to item 26

**b. What was the estimated percentage of total 1997 receipts (item 5) from the sale of such merchandise? If more than 50 percent, describe the type of merchandise sold in the REMARKS section below.**

Percent
372
%

**Item 26. SHOPPING CENTER**

**Is this establishment physically located in a shopping center or mall?**

- 390 1  YES
- 2  NO

REMARKS

**PROCEED TO SECTION H, PAGE 17, AND COMPLETE THE REST OF THE FORM.**

If not shown, please enter your 11-digit Census File Number from the address label on page 1

Census File Number

**Section E – HOTELS, MOTELS, AND OTHER LODGING PLACES**

**Item 27. KIND OF BUSINESS – HOTELS, MOTELS, AND OTHER LODGING PLACES**

What was the **PRINCIPAL** kind of business for this establishment in 1997 (or activity by which your business is known to the trade or public)? Mark (X) only ONE box.

**Hotels, motels, and guest houses**

- Hotel with 100 or more guestrooms . . . . .  7011
- Hotel with 25 to 99 guestrooms . . . . .  7012
- Hotel with less than 25 guestrooms. . . . .  7013
- Recreational hotel (tourist villas and paradores) . . . . .  7014
- Motel . . . . .  7015
- Guest houses . . . . .  7016
- Organizational hotel or lodging house, with rooms open to the general public. . . . .  7041

**Other lodging places**

- Sporting and recreational camps – *Specify* . . .  7032
- Trailer parks and campsites (transients) . . . . .  7033
- Residential mobile home park. . . . .  6515
- Children’s day camp . . . . .  7999

Skip to section H, page 17

**Other kinds of activity or operation**

- Restaurant, including –
- Hotel with 100 or more guestrooms . . . . .  7018
- Hotel with 25 to 99 guestrooms . . . . .  7019
- Motel with 25 or more guestrooms . . . . .  7015
- Less than 25 guestrooms . . . . .  5812
- Other kind of activity – *Specify* . . . . .  7099

<b>HOW TO REPORT PERCENTS</b>	Report percentages as whole numbers	Percent
	<b>EXAMPLE:</b> Report 38.76% as →	<b>39</b> %

**Item 28. SOURCES OF RECEIPTS**

Receipts must be reported as percentages of total 1997 receipts (item 5).

Exclude occupancy or other taxes collected from customers.

**a. Receipts from customers**

What was the estimated percentage of 1997 sales and receipts from customers for the following? (DO NOT include receipts from coin-operated machines maintained by others.)

	Census use	Percent
(1) Guestroom or unit rentals (If meals are included as a room package, estimate the percentage for meals on line a(3).)	400	402 %
(2) Receipts from casino operations	0040	%
(3) Sales of meals and nonalcoholic beverages	0120	%
(4) Sales of alcoholic beverages for consumption on premises	0130	%
(5) Sales of packaged liquor, wine, or beer	0140	%
(6) Sales of other merchandise	9800	%
(7) All other receipts from customers (Include ballrooms, convention halls, laundry, valet, and other services.)	9980	%
<b>(8) TOTAL</b> (Sum of lines (1) through (7) should equal 100%)	<b>9990</b>	<b>100</b> %

**b. Receipts from other sources**

Were any receipts OTHER than from customers received by this establishment in its business operation? (Include rental and commission receipts from operators of leased departments, concessions and stores, and coin-operated machines.)

378 1  YES – What was the amount? →

Mil.	Thou.	Dol.
379		

2  NO

**Item 29. NUMBER AND TYPE OF ACCOMMODATIONS**

**a. What was the number of rooms, units, or quarters primarily rented as transient as of December 31, 1997?** The number of guestrooms, units, or quarters consists of the number which can be rented as single units. Suites of rooms which cannot be subdivided should be counted as a single unit.

Number as of December 31, 1997
381

**b. Were more than half of guestroom or unit rental receipts in 1997 from transient guests?**

- 383 1  YES
- 2  NO

**Item 30. PUERTO RICO TOURIST ENCOURAGEMENT LAW**

Did this establishment operate under the Puerto Rico Tourist Encouragement Law in 1997?

- 385 1  YES
- 2  NO

**PROCEED TO SECTION H, PAGE 17, AND COMPLETE THE REST OF THE FORM.**

## Section F – MANUFACTURES

### Item 31. KIND OF ACTIVITY – MANUFACTURES

**What was the PRINCIPAL kind of manufacturing activity for this establishment in 1997 (or activity by which the establishment is known to the trade or public)?** *Mark (X) only ONE box.*

#### Food and kindred products

070

- Meat packing plants . . . . .  2011
- Sausages and other prepared meat products from purchased materials . . . . .  2013
- Poultry slaughtering and processing . . . . .  2015
- Cheese natural and processed . . . . .  2022
- Ice cream and frozen desserts, except frozen bakery products . . . . .  2024
- Fluid milk and cream . . . . .  2026
- Other dairy products – *Specify* . . . . .  2029

- 
- Canned specialties, such as baby food and soups, except seafood . . . . .  2032
  - Canned fruits, vegetables, preserves, jams, and jellies . . . . .  2033
  - Frozen and preserved foods – *Specify* . . . . .  2038

- 
- Prepared feed and feed ingredients for animals and fowls, except dogs and cats . . . . .  2048
  - Other grain mill products – *Specify* . . . . .  2049

- 
- Bread and other bakery products . . . . .  2051
  - Cookies and crackers . . . . .  2052
  - Frozen bakery products, except bread . . . . .  2053
  - Candy and other confections, including chocolate candy . . . . .  2064
  - Other sugar products, peanuts, and nuts – *Specify* . . . . .  2069

- 
- Edible fats and oils – *Specify* . . . . .  2079

- 
- Distilled and blended liquors . . . . .  2085
  - Bottled and canned soft drinks . . . . .  2086
  - Flavoring extracts and syrups . . . . .  2087
  - Other beverages – *Specify* . . . . .  2089

- 
- Canned and cured fish and seafoods . . . . .  2091
  - Roasted coffee, coffee concentrates, and extracts . . . . .  2095
  - Manufactured ice . . . . .  2097
  - Other food preparations and kindred products – *Specify* . . . . .  2099

#### Tobacco products

- Cigars . . . . .  2121
- Other tobacco products – *Specify* . . . . .  2129

#### Textile mill products

- Knit outerwear mills, such as sweaters and sweat shirts . . . . .  2253
- Fabrics, carpets, yarn and thread, and other textile mill products – *Specify* . . . . .  2299

### Item 31. KIND OF ACTIVITY – MANUFACTURES (Continued)

#### Apparel and other finished products made from fabrics and similar materials

070

- Men's and boys' suits and coats . . . . .  2311
- Men's and boys' shirts . . . . .  2321
- Men's and boys' underwear and nightwear . . . . .  2322
- Men's and boys' trousers and slacks . . . . .  2325
- Men's and boys' work clothing . . . . .  2326
- Other men's and boys' clothing and furnishings – *Specify* . . . . .  2329

- 
- Women's and misses' blouses and shirts . . . . .  2331
  - Women's, misses', and juniors' dresses . . . . .  2335
  - Other women's, misses', and juniors' outerwear – *Specify* . . . . .  2339

- 
- Women's and children's underwear and nightwear . . . . .  2341
  - Bras, girdles, and allied garments . . . . .  2342
  - Girls' and children's dresses and blouses . . . . .  2361
  - Other girls' and children's outerwear . . . . .  2369
  - Curtains and draperies . . . . .  2391
  - Homefurnishings . . . . .  2392
  - Pleating and stitching . . . . .  2395
  - Automotive and apparel trimming . . . . .  2396
  - Other apparel and finished products – *Specify* . . . . .  2399

#### Lumber and wood products, except furniture

- Sawmills, flooring mills, and other special products sawmills – *Specify* . . . . .  2429

- 
- Wood millwork covered with metal and plastic materials . . . . .  2431
  - Wood kitchen cabinets and bathroom vanities . . . . .  2434
  - Hardwood and softwood veneer and plywood, and other structural wood members – *Specify* . . . . .  2439

- 
- Wood or wood and metal combination pallets and skids . . . . .  2448
  - Other wood containers – *Specify* . . . . .  2449

- 
- Wood preserving . . . . .  2491
  - Other wood products – *Specify* . . . . .  2499

#### Furniture and fixtures

- Wood household furniture, except upholstered . . . . .  2511
- Wood household furniture, upholstered . . . . .  2512
- Metal household furniture . . . . .  2514
- Mattresses, foundations, and convertible beds . . . . .  2515
- Other household furniture – *Specify* . . . . .  2519

- 
- Wood office furniture and other office furniture – *Specify* . . . . .  2529

- 
- Public building and related furniture . . . . .  2531
  - Wood shelving, lockers, and store fixtures . . . . .  2541
  - Office and store fixtures, except wood . . . . .  2542
  - Drapery hardware and window blinds and shades . . . . .  2591
  - Other furniture and fixtures – *Specify* . . . . .  2599

If not shown, please enter your 11-digit Census File Number from the address label on page 1

Census File Number

**Section F – MANUFACTURES (Continued)**

**Item 31. KIND OF ACTIVITY – MANUFACTURES (Continued)**

**Paper and allied products**

070

- Paper mills . . . . .  2621
- Paperboard mills . . . . .  2631
- Setup paperboard boxes . . . . .  2652
- Corrugated and solid fiber boxes . . . . .  2653
- Folding paperboard boxes . . . . .  2657
- Other paperboard containers and boxes – *Specify* . . . . .  2659

- Plastics, foil, and coated paper bags . . . . .  2673
- Other paper and allied products – *Specify* . . . . .  2679

**Printing, publishing, and allied industries**

- Newspapers: publishing, or publishing and printing . . . . .  2711
- Periodicals: publishing, or publishing and printing . . . . .  2721
- Books and pamphlets: publishing, or publishing and printing . . . . .  2731
- Miscellaneous publishing activities . . . . .  2741
- Commercial printing, lithographic . . . . .  2752
- Commercial printing, gravure . . . . .  2754
- Other commercial printing . . . . .  2759
- Manifold business forms . . . . .  2761
- Other printing and publishing – *Specify* . . . . .  2799

**Chemicals and allied products**

- Industrial gases and other inorganic chemicals – *Specify* . . . . .  2819
- Plastic materials and resins . . . . .  2821
- Other synthetics and manmade fibers, except glass – *Specify* . . . . .  2829
- Medicinal chemicals and botanical products . . . . .  2833
- Pharmaceutical preparations for human or veterinary use . . . . .  2834
- Diagnostic substances . . . . .  2835
- Soap and other detergents . . . . .  2841
- Polishes and sanitation goods preparations . . . . .  2842
- Surface active agents . . . . .  2843
- Perfumes, cosmetics, and other toilet preparations . . . . .  2844
- Paints and related products . . . . .  2851
- Adhesives and sealants . . . . .  2891
- Other chemicals and chemical preparations – *Specify* . . . . .  2899

**Petroleum refining and related industries**

- Petroleum refining, including gasoline and oil . . . . .  2911
- Asphalt paving mixtures and blocks . . . . .  2951
- Other petroleum and coal products – *Specify* . . . . .  2999

**Item 31. KIND OF ACTIVITY – MANUFACTURES (Continued)**

**Rubber and miscellaneous plastics products**

070

- Laminated plastics plate and sheet . . . . .  3083
- Plastics bottles . . . . .  3085
- Other rubber and plastics products – *Specify* . . . . .  3089

**Leather and leather products**

- Men's footwear, except athletic . . . . .  3143
- Women's handbags and purses . . . . .  3171
- Personal leather goods, except women's handbags and purses . . . . .  3172
- Other leather and leather products – *Specify* . . . . .  3199

**Stone, clay, glass, and concrete products**

- Glass products made of purchased glass . . . . .  3231
- Concrete block and brick . . . . .  3271
- Concrete products, except block and brick . . . . .  3272
- Ready-mixed concrete . . . . .  3273
- Cut stone and stone products . . . . .  3281
- Other products made of glass, hydraulic cement, clay, pottery, gypsum, lime, abrasive, asbestos, and nonmetallic mineral products – *Specify* . . . . .  3299

**Primary metal industries**

- Steel wiredrawing and steel nails and spikes . . . . .  3315
- Iron and steel foundries, nonferrous metals, and other primary metal industries products – *Specify* . . . . .  3399

**Fabricated metal products**

- Metal cans . . . . .  3411
- Heating equipment, except electric . . . . .  3433
- Fabricated structural metal . . . . .  3441
- Metal doors, sash, and trim . . . . .  3442
- Fabricated plate work (boiler shop) . . . . .  3443
- Sheet metal work . . . . .  3444
- Architectural and ornamental metal work . . . . .  3446
- Other structural metal work – *Specify* . . . . .  3449
- Screw machine products . . . . .  3451
- Bolts, nuts, screws, rivets, and washers . . . . .  3452
- Other metal stampings – *Specify* . . . . .  3469

- Plating and polishing of metals . . . . .  3471
- Miscellaneous fabricated wire products . . . . .  3496
- Other fabricated metal products – *Specify* . . . . .  3499

**Industrial and commercial machinery and computer equipment**

- Special dies, tools, jigs, and fixtures . . . . .  3544
- Other metalworking machinery and equipment – *Specify* . . . . .  3549
- Electronic computers . . . . .  3571

## Section F – MANUFACTURES (Continued)

### Item 31. KIND OF ACTIVITY – MANUFACTURES (Continued)

#### Industrial and commercial machinery and computer equipment (Continued)

- Computer peripheral equipment, including printers, plotters, and graphic displays . . . . .  3577 070
- Other office equipment including calculators, terminals, and computer storage devices – *Specify* . . . . .  3579
- 
- Refrigeration (air-conditioning) and heating equipment. . .  3585
- Other industrial and commercial machinery and computer equipment– *Specify* . . . . .  3599

#### Electronic and electrical equipment and components, except computer equipment

- Power, distribution, and specialty transformers . . . . .  3612
- Switchgear and switchboard apparatus . . . . .  3613
- Other electrical industrial apparatus – *Specify* . . . . .  3629
- 
- Household appliances – *Specify* . . . . .  3639
- 
- Current-carrying wiring devices . . . . .  3643
- Other electric lighting and wiring equipment – *Specify* . . .  3648
- 
- Telephone and telegraph apparatus . . . . .  3661
- Radio, TV, and other communication equipment – *Specify* . . . . .  3669
- 
- Printed circuit boards. . . . .  3672
- Electronic coils, transformers, and inductors. . . . .  3677
- Other electronic and electrical equipment and components – *Specify* . . . . .  3679

#### Transportation equipment

- Motor vehicle parts and accessories . . . . .  3714
- Motor vehicles and motor vehicle equipment – *Specify* . . .  3719
- 
- Boat building and repairing . . . . .  3732
- Aircraft, ship, and other transportation; parts, equipment, and repairing – *Specify* . . . . .  3799

#### Measuring, analyzing, and controlling instruments; photographic, medical and optical goods; watches and clocks

- Instruments to measure electricity . . . . .  3825
- Surgical, medical, and veterinary instruments and apparatus. . . . .  3841
- Orthopedic, prosthetic, and surgical appliances and supplies . . . . .  3842
- Dental equipment and supplies; radiographic, irradiation, electromedical, and electrotherapeutic apparatus – *Specify* . . . . .  3849
- 
- Ophthalmic goods (contact lenses, eyeglasses, and sunglasses) . . . . .  3851
- Other measuring, analyzing and controlling instruments; photographic and optical goods; watches and clocks – *Specify* . . . . .  3879

### Item 31. KIND OF ACTIVITY – MANUFACTURES (Continued)

#### Miscellaneous manufacturing industries

- 070
- Jewelry, precious metal . . . . .  3911
- Silverware and plated ware . . . . .  3914
- Jewelers' materials and lapidary work . . . . .  3915
- Costume jewelry and costume novelties . . . . .  3961
- Fasteners, buttons, needles, and pins. . . . .  3965
- Signs and advertising specialties . . . . .  3993
- Other manufacturing industries – *Specify* . . . . .  3999

### Item 32. SHIPMENTS AND OTHER RECEIPTS

	Mil.	Thou.	Dol.
<b>a. What was the total VALUE OF SHIPMENTS for products made in this establishment in 1997?</b> (Include interplant transfers.)	601		
<b>b. What were the receipts for CONTRACT WORK performed for others on their materials?</b> (Describe products worked on and kind of work.)	602		
<b>c. What were the MISCELLANEOUS RECEIPTS for –</b>	603		
(1) Sales of scrap and refuse?			
(2) Other miscellaneous receipts (including receipts for repair work, etc.)?	604		
<b>d. What were the receipts for RESALES, i.e., sales of products bought and sold without further manufacture, processing, or assembly in this establishment?</b>	605		

### Item 33. EMPLOYMENT AND HOURS WORKED

<b>a. How many PRODUCTION WORKERS were employed in 1997 during the pay period including the 12th of the month for the months shown?</b>  (1) March  (2) May  (3) August  (4) November  (Include permanent or temporary, full- or part-time.)		Number of employees
	610	
	611	
	612	
	613	
<b>b. How many other employees were employed during the pay period including March 12?</b>  <b>c. How many hours were worked by PRODUCTION WORKERS by quarter?</b>  (1) January through March  (2) April through June  (3) July through September  (4) October through December  (5) TOTAL hours worked (Sum of lines (1) through (4))	615	Hours worked
	616	
	617	
	618	
	619	
620		

If not shown, please enter your 11-digit Census File Number from the address label on page 1

Census File Number

**Section F – MANUFACTURES (Continued)**

**Item 34. PAYROLL**

What was the annual payroll, before deductions, for this establishment for the entire calendar year 1997?

	Mil.	Thou.	Dol.
a. Production workers	625		
b. All other employees	626		

**Item 35. SELECTED COSTS**

What was the cost to this establishment in 1997 for materials and services used?

	Mil.	Thou.	Dol.
a. Electricity	630		
b. Fuels consumed for heat or power	631		
c. Contract labor for production	632		
d. Contract work and nonproduction labor done for you by others	633		
e. Products bought and resold in the same condition	634		
f. Materials, parts, components, containers, etc.	635		

**Item 36. INVENTORIES**

a. Did you have inventories at the end of 1996 or 1997?

- 636 1  YES – Go to item 36b  
2  NO – Skip to item 37

b. Are inventories of this establishment subject to the last-in, first-out (LIFO) method of valuation?

- 637 1  YES – Complete the remainder of this item  
2  NO – Skip to item 36c

	END OF 1997			END OF 1996		
	Mil.	Thou.	Dol.	Mil.	Thou.	Dol.
(1) Amount subject to LIFO costing (gross)	638			639		
(a) Amount of LIFO reserve	640			641		
(b) LIFO value for line (1) (net)	642			643		
(2) Amount not subject to LIFO costing	644			645		

c. What was the TOTAL value of all inventories at the end of 1996 and 1997?

	END OF 1997			END OF 1996		
	Mil.	Thou.	Dol.	Mil.	Thou.	Dol.
(1) Materials, supplies, etc.	646			647		
(2) Work-in-process	648			649		
(3) Finished goods	650			651		
(4) TOTAL inventories (Sum of lines (1) through (3))	652			653		

NOTE – (LIFO users only) The sum of b(1)(a), b(1)(b), and b(2) should equal line c(4).

**Item 37. CAPITAL EXPENDITURES**

a. What were the capital expenditures for USED buildings and machinery in 1997 (excluding land)? (New capital expenditures should NOT be included in item 37a, but should be reported below in item 37b.)

Mil.	Thou.	Dol.
655		

**Item 37. CAPITAL EXPENDITURES (Continued)**

b. What were the capital expenditures for NEW buildings and machinery?

(1) Buildings and other structures (Exclude land.)

(2) Machinery and equipment

	Mil.	Thou.	Dol.
(1)	656		
(2)	657		

**Item 38. VALUE OF PRODUCTS SHIPPED AND CONTRACT WORK PERFORMED BY CUSTOMER LOCATION**

What was the total dollar value of products made and contract work performed in 1997 for each of the following customer locations?

Customer location (1)	Value of products shipped (2)			Value of contract work (3)		
	Mil.	Thou.	Dol.	Mil.	Thou.	Dol.
a. U.S. and territories (Do not include Puerto Rico and the Virgin Islands.)	659			660		
b. Virgin Islands	661			662		
c. Central America, South America, and Caribbean Zone (Do not include the Virgin Islands.)	663			664		
d. Other foreign places	665			666		
e. Puerto Rico – Complete lines f through l below	667			668		

If you reported on line e, columns (2) and (3): What was the distribution of shipments or contract work for customers located in Puerto Rico? (Sum of lines f through l should equal the entries for line e above.)

Class of customer (1)	Value of products shipped (2)			Value of contract work (3)		
	Mil.	Thou.	Dol.	Mil.	Thou.	Dol.
f. Wholesalers	670			671		
g. Retailers	672			673		
h. Household consumers	674			675		
i. Commonwealth government	676			677		
j. Construction companies	678			679		
k. Other manufacturing establishments	680			681		
l. Other customers	682			683		

**Item 39. SPECIAL INQUIRY**

If "Corporation" was marked in item 4: Which of the following best describes this establishment at the end of 1997? Mark (X) only ONE box.

- 685 1  Domestic corporation  
2  Nondomestic corporation under section 936  
3  Nondomestic corporation under section 30A  
4  Other nondomestic corporation

**PROCEED TO SECTION H, PAGE 17, AND COMPLETE THE REST OF THE FORM.**



## Section G – CONSTRUCTION

**Item 40. KIND OF ACTIVITY – CONSTRUCTION**  
**a. Describe the PRINCIPAL kind of construction activity this establishment engaged in during 1997.**

**HOW TO REPORT PERCENTS**

Report percentages as whole numbers  
**EXAMPLE:** Report 38.76% as **39** %

Percent
<b>39</b> %

**b. What was the estimated percentage of the TOTAL DOLLAR VALUE OF BUSINESS DONE in 1997 (item 5) for each of the following activities?**

**Construction activities**

	Percent
Building construction on land owned by others – general contractor	703 %
Building construction on land owned by you	704 %
Construction of highways, streets, parking lots, airport runways, and work related to highway and street construction	705 %
Heavy construction such as bridges, tunnels, water, sewer, and other utility lines	706 %
Other heavy construction such as petrochemical and industrial complex power plant	707 %
Subdividing and preparing your own land for sale	708 %
Subdividing and preparing your own land for rent or lease	709 %
Subdividing and preparing land owned by others	710 %

**NOTE** – General contractors who did any of the following special trades as part of a general contract should NOT fill out these boxes; but if work was done in 1997 as a Special Trade Contractor, fill out the boxes that apply.

	Percent
Plastering, drywall, acoustical, and insulation work	711 %
Plumbing, heating, and air-conditioning	712 %
Roofing, siding, and sheet metal work	713 %
Carpentry work	714 %
Concrete work	715 %
Electrical work	716 %
Installation or erection of building equipment	717 %
Excavation work	718 %
Floor laying and other floor work	719 %
Glass and glazing work	720 %
Masonry, stone setting, and other stonework	721 %
Painting and paper hanging	722 %
Structural steel erection	723 %

**Item 40. KIND OF ACTIVITY – CONSTRUCTION (Continued)**

**Construction activities (Continued)**

	Percent
Swimming pool contractor	724 %
Terrazo, tile, marble, and mosaic work	725 %
Water well drilling	726 %
Wrecking and demolition work	727 %
Other types of contracting – <i>Specify kind</i>	728 %
	729 %
	730 %

**Activities other than construction**

Architectural and engineering services	731 %
Rental of construction machinery and equipment	732 %
Retail trade – <i>Specify kind</i>	733 %
	734 %
Sale of land	735 %
Wholesale trade, manufacturing, and transportation	736 %
Construction management	737 %
Other business activities – <i>Specify kinds</i>	738 %
	739 %

**TOTAL** **100** %

If not shown, please enter your 11-digit Census File Number from the address label on page 1

Census File Number

**Section G – CONSTRUCTION (Continued)**

**Item 41. DOLLAR VALUE OF BUSINESS**

Mil.	Thou.	Dol.
741		

a. What was the dollar value of all construction work done in 1997? →

INCLUDE –

- New construction
- Additions and alterations, or reconstruction
- Special trades contracting work
- Maintenance and repair work
- Land development and improvement
- Buildings and other structures built for sale, excluding the value of the land
- Installation and service of equipment
- Construction work on own account

b. What were your receipts from kinds of business other than those reported above in 1997? →

Mil.	Thou.	Dol.
742		

INCLUDE –

- Architectural and engineering services
- Rental of machinery and equipment
- Sale of land
- Retail trade
- Other services

**Item 42. TYPES OF CONSTRUCTION**

What was the estimated percentage of the amount you reported in item 41a (the dollar value of construction work done in 1997) for each of the types of construction listed below? (For each entry in column (a), show the percentage of new construction (include additions and alterations) in column (b) and the percentage of maintenance and repair work in column (c).)

**NOTE –** Column (b) + column (c) = column (a).

Type of construction	Percent of construction work done (a)	Breakdown of column (a)	
		New construction (b)	Maintenance and repair work (c)
<b>BUILDING CONSTRUCTION</b>	744	746	748
Single family houses (detached, attached, and townhouses)	%	%	%
Apartment buildings and other residential buildings	%	%	%
Industrial buildings and warehouses	%	%	%
Commercial buildings (banks, offices, stores, restaurants, public garages, automobile service stations, and recreational buildings)	%	%	%
Other nonresidential buildings – <i>Specify</i>	768	770	772
	%	%	%
<b>NONBUILDING CONSTRUCTION</b>	774	776	778
Highways, streets, and related work	%	%	%
Bridges, tunnels, and elevated highways	%	%	%
Water, sewer, pipeline, communication transmission lines, and power lines	786	788	790
Other nonbuilding construction – <i>Specify</i>	792	794	796
	%	%	%
<b>TOTAL</b> value of construction work done (Sum of column (b) + column (c) should equal 100%)	<b>100</b> %	798	800

**Item 43. EMPLOYMENT AND HOURS WORKED**

a. How many CONSTRUCTION WORKERS were employed in 1997 during the pay period including the 12th of the month for the months shown?

(Include permanent or temporary, full- or part-time.)

(1) March

Number of employees

825

(2) May

826

827

(3) August

828

(4) November

829

b. How many other employees were employed during the pay period including March 12?

c. How many hours were worked by CONSTRUCTION WORKERS by quarter?

Hours worked

830

(1) January through March

831

(2) April through June

832

(3) July through September

833

(4) October through December

834

(5) TOTAL hours worked (Sum of lines (1) through (4))

**Item 44. PAYROLL**

What was the annual payroll, before deductions, for this establishment in 1997?

	Mil.	Thou.	Dol.
	835		
a. Construction workers			
	836		
b. All other employees			

**Item 45. CONSTRUCTION WORK SUBCONTRACTED OUT**

What was the cost to this establishment in 1997 for construction work subcontracted out to other construction contractors? (Include construction work done by manufacturing firms and value of materials sold to subcontractors.)

	Mil.	Thou.	Dol.
	837		

**Section G – CONSTRUCTION (Continued)**

Item 46. SELECTED COSTS	Mil.	Thou.	Dol.
	<b>What was the cost to this establishment in 1997 for materials and services used?</b>	838	
a. Electricity			
b. Gasoline, diesel fuel, and gasohol	839		
c. Other fuels for heat or power such as natural gas and lubricants, oils, and greases.	840		
d. Communication and repairs to machinery, equipment, buildings, and other structures	841		
e. Rental or lease of construction machinery and equipment, transportation equipment, buildings and other structures, office equipment, and fixtures (Do not include payments for subcontract work.)	842		
f. Materials, components, and supplies	843		

Item 47. WORK FOR OTHER CONTRACTORS OR BUILDERS	Percent
<b>Did this establishment do any work for other contractors or builders in 1997?</b>	854
853 <input type="checkbox"/> YES – Estimate the percentage of the dollar value of construction work done in 1997 (item 41a) accounted for by such work.	
<input type="checkbox"/> NO	

Item 48. OWNERSHIP OF CONSTRUCTION PROJECTS	Percent
<b>What was the percentage of the dollar value of construction work done (item 41a) on government-owned projects and on privately-owned projects in 1997?</b>	855
a. Government-owned construction (Federal, Commonwealth, municipal)	%
b. Privately-owned construction	%
c. <b>TOTAL</b> value of construction work done in 1997 (item 41a)	<b>100 %</b>

Item 49. ASSETS, CAPITAL EXPENDITURES, AND DEPRECIATION	Buildings, job-site trailers, additions, and related facilities, excluding land (1)			Machinery, equipment, and vehicles (2)		
	Mil.	Thou.	Dol.	Mil.	Thou.	Dol.
a. What was the GROSS value of depreciable assets (usually original cost) at the BEGINNING of 1997?	857			858		
b. What were the capital expenditures for NEW automobiles, trucks, etc. (intended primarily for highway use) during 1997?				859		
c. What were the capital expenditures for NEW buildings, machinery, and job-site vehicles during 1997?	860			861		
d. What were the capital expenditures for USED buildings and machinery during 1997? (Include used automobiles, trucks, etc.)	862			863		
e. What was the GROSS value of depreciable assets sold, retired, scrapped, etc. in 1997?	864			865		
f. What was the GROSS value of depreciable assets at the END of 1997? (Sum of a + b + c + d – e)	866			867		
g. What were the depreciation charges for 1997?	868			869		

**PROCEED TO SECTION H, PAGE 17, AND COMPLETE THE REST OF THE FORM.**

If not shown, please enter your 11-digit Census File Number from the address label on page 1

Census File Number

**Section H – ALL ESTABLISHMENTS**

**Item 50. OWNERSHIP, CONTROL, AND LOCATIONS OF OPERATION**

**NOTE** – Answer this item only if your Census File Number (CFN), shown in the label of this report form, begins with zero. If the CFN does not begin with a zero, skip to item 52.

**a. Is this company owned or controlled by another company?**

097 1  YES →  
2  NO

ENTER OWNING OR CONTROLLING COMPANY NAME, ADDRESS, AND ZIP CODE

Name \_\_\_\_\_

Address \_\_\_\_\_

EIN (9 digits)

			-							
--	--	--	---	--	--	--	--	--	--	--

**b. Does this company own or control any other company or companies?**

098 1  YES →  
2  NO

If more space is needed, continue in REMARKS (item 51).

ENTER OWNED OR CONTROLLED COMPANY NAME, ADDRESS, AND ZIP CODE

Name \_\_\_\_\_

Address \_\_\_\_\_

EIN (9 digits)

			-							
--	--	--	---	--	--	--	--	--	--	--

**c. Did this company operate at more than one location during 1997?**

**NOTE** – Locations which are not staffed on a full-time basis by at least one employee covered by this EIN should NOT be considered separate. Include data for these locations with data reported for the main location.

- YES – List additional locations below and provide the information requested. If more space is needed, continue in REMARKS (item 51).  
 NO – Skip to item 52

1	Number and street	Municipio	Kind of business at this location	EIN (9 digits)		Sales and receipts →	Annual payroll →	Mil.	Thou.	Dol.	Number of employees during pay period including March 12, 1997	083	Are these figures included on page 2 of this report?

**Item 51. REMARKS** – Please use this space for any explanations that may be essential in understanding your reported data.

**Item 52. CERTIFICATION** – This report is substantially accurate and has been prepared in accordance with instructions.

Print name of person to contact regarding this report				<b>Period covered by this report</b> →		FROM: Month   Year		TO: Month   Year	
Telephone →	Area code	Number	Extension	Preparer's signature				Date	

## WHOLESALE COMMODITY LINES

CODE	COMMODITY LINE	CODE	COMMODITY LINE
<b>0140</b>	Trucks and tractors	<b>2520</b>	Custodial (janitor's) equipment and supplies
<b>0250</b>	Petroleum products marketing equipment	<b>2530</b>	Laundry and dry-cleaning equipment and supplies
<b>0420</b>	Office and business furniture	<b>2540</b>	Other service establishment equipment and supplies
<b>0500</b>	Household china, glassware, crockery, and plastic housewares	<b>2600</b>	Aircraft and aeronautical equipment and supplies
<b>0530</b>	Floor coverings	<b>2620</b>	Marine machinery, equipment, and supplies
<b>0540</b>	Other homefurnishings	<b>2630</b>	Other transportation equipment and supplies
<b>0720</b>	Roofing, siding, insulation materials, and guttering	<b>2700</b>	Sporting and recreational goods and supplies
<b>0730</b>	Glass (Exclude automotive.)	<b>2800</b>	Toys and hobby goods and supplies
<b>0740</b>	Other construction materials	<b>2900</b>	Ferrous metal scrap
<b>0800</b>	Photographic equipment and supplies	<b>2920</b>	Nonferrous metal scrap
<b>0920</b>	New computer equipment	<b>2940</b>	Waste materials, except metals
<b>0930</b>	Used computer equipment	<b>3000</b>	Jewelry, watches, diamonds, and other precious stones and metals (Include silverware.)
<b>0950</b>	Computer software – off the shelf	<b>3100</b>	Musical instruments and supplies
<b>0960</b>	Restaurant and hotel equipment and supplies	<b>3120</b>	Forest products, except lumber
<b>0970</b>	Store machines and equipment	<b>3150</b>	Other durable goods
<b>1030</b>	Optical and ophthalmic goods	<b>3200</b>	Printing and writing (fine) paper
<b>1020</b>	Dental supplies	<b>3300</b>	Stationery, office supplies, and greeting cards
<b>1040</b>	Religious and school supplies	<b>3400</b>	Industrial and personal service paper
<b>1050</b>	Other professional equipment and supplies	<b>3600</b>	Piece goods, knit and woven
<b>1100</b>	Ferrous metals	<b>3700</b>	Notions and other dry goods
<b>1230</b>	Nonferrous metals	<b>5000</b>	Cattle, hogs, sheep, and goats
<b>1300</b>	Coal and coke	<b>5100</b>	Hides, skins, and pelts
<b>1320</b>	Other minerals and ores	<b>5120</b>	Leaf tobacco
<b>1650</b>	Electronic communication equipment	<b>5130</b>	Wool, wool tops, and mohair
<b>1660</b>	Electrical measuring and testing equipment, except automotive	<b>5140</b>	Other farm products (inedible)
<b>1900</b>	Warm air heating and air conditioning equipment and supplies	<b>5200</b>	Cotton
<b>2000</b>	Refrigeration equipment and supplies	<b>5320</b>	Industrial gases
<b>2100</b>	Construction and mining machinery, equipment, and parts	<b>5500</b>	Crude oil
<b>2200</b>	Farm machinery, equipment, and parts	<b>5800</b>	Farm supplies
<b>2220</b>	Garden machinery, equipment, and supplies	<b>5900</b>	Tobacco and tobacco products
<b>2230</b>	Food-processing machinery, equipment, and parts	<b>6110</b>	Flowers and florists' supplies
<b>2330</b>	Metalworking machinery, equipment, and parts	<b>6120</b>	Art goods (Include gifts, novelties, and souvenirs.)
<b>2340</b>	Materials-handling equipment and parts	<b>6130</b>	Textile bags and bagging
<b>2350</b>	Oil well, oil refinery, and pipeline machinery, equipment, and supplies	<b>6140</b>	Wigs, yarn, and leather products
<b>2360</b>	Other industrial machinery, equipment, and parts	<b>6150</b>	Other nondurable goods
<b>2370</b>	Mechanical power transmission equipment		
<b>2460</b>	Other industrial supplies		
<b>2500</b>	Beauty and barber equipment and supplies		

*Thank you*  
*for completing the*  
**1997 ECONOMIC CENSUS**  
**OF PUERTO RICO**  
*report form.*

**YOUR numbers DO**  
**make the difference!**

***PLEASE RETURN THIS REPORT FORM BY FEBRUARY 12, 1998***



U.S. Department of Commerce  
BUREAU OF THE CENSUS

# INFORMATION SHEET

## ECONOMIC CENSUS OF PUERTO RICO

The economic censuses include establishments engaged in the following activities:

**Wholesale** – Selling merchandise at wholesale to retailers, industrial, institutional, and other nonhousehold consumers.

**Retail** – Selling merchandise for personal or household consumption and in rendering services incidental to the sale of the goods.

**Services** – Rendering a wide variety of services for individuals, business and government establishments, and other organizations. Hotels, motels, and other lodging places are part of the services sector.

**Manufactures** – Manufacturing, processing, and assembling component parts of products.

**Construction** – New or original construction; additions, alterations, rehabilitation, remodeling, or reconstruction by general contractors, speculative builders and heavy construction contractors; and maintenance, repair and service work by electricians, plumbers, carpenters, etc.

If you are NOT engaged in these kinds of activities, **COMPLETE ITEMS 1 THROUGH 8 AND SIGN THE REPORT FORM (item 52) page 17.**

### WHO SHOULD REPORT

Every firm that receives a census report form is required to prepare and submit a separate report form for each of its establishments.

### DEFINITION OF ESTABLISHMENT

An establishment is defined as a single physical location where business is conducted or industrial operations are performed.

### GENERAL INSTRUCTIONS

- Respondents are not required to respond to any information collection unless it displays a valid approval number from the Office of Management and Budget (OMB). The OMB 8-digit number appears in the upper right corner of the questionnaire.
- If the establishment stopped operating during 1997 (i.e., it was closed, sold, or leased to another company), complete the report form for the portion of 1997 that the establishment was operating.
- If additional space is necessary to complete any item, use the remarks section at the end of the form (if applicable) or attach a separate sheet. If extra sheets are added, write the CFN and the item number at the top of each additional page.
- Please make a photocopy of your completed report form for your files.

### Instructions For Selected Items:

#### ◆ Section A – GENERAL INFORMATION

##### Item 2. PHYSICAL LOCATION

Part a:

Fill in if the address shown on the label on the front cover of the report form is different from the physical location of the establishment.

Part b:

Always identify the municipio where the establishment is located regardless of your response to part a.

##### Item 5. DOLLAR VOLUME OF BUSINESS

YOUR RESPONSE IS STRICTLY CONFIDENTIAL. Your company's report will be used solely for developing summary statistics. IT CANNOT BE USED FOR PURPOSES OF TAXATION, INVESTIGATION, OR REGULATION.

Include:

- Gross receipts for merchandise sold, services provided, and construction work done in 1997, whether or not payment was received in 1997.
- Total value of all products physically shipped. Include products shipped to other plants, sales branches, retail stores, or warehouses of your company and on consignment.
- Market value of compensation received in lieu of cash.
- Amounts received for work even though work may have been subcontracted to others.

- Commissions, fees, and other operating income for **service industries** operating on a commission basis, such as travel agencies and advertising agencies. Do NOT include gross billings or sales.
- Actual sales value of the products sold rather than commissions received for **retailers** and **wholesalers** selling merchandise on a consignment or commission basis.
- Receipts for delivery, installation, maintenance, repair, alteration, rental of equipment, storage, other services, and activities.

Exclude:

- Sales or other taxes collected directly from customers and paid directly to the Commonwealth or Federal tax agency.
- Nonoperating income from sources such as investments, rental or sale of real estate, and interest.
- Sales and receipts from departments or concessions operated by other companies.
- Commissions from vending machines operated by others.
- Value of products made on a commission or fee basis for others.
- Value of products bought and sold or transferred from other establishments **of your company** and sold without further manufacture.
- Value of returned goods.

#### Item 6. PAYROLL

Definitions are the same as those used on the Employer's Quarterly Federal Tax Return, Internal Revenue Service (IRS) Form 941-PR.

Include:

- Wages, salaries, tips, vacation allowances, bonuses, commissions, and other compensation paid to employees during 1997, whether or not subject to income or FICA tax.
- Salaries of officers and executives of a corporation.

Exclude:

- Payments to or withdrawals by proprietors or partners of an unincorporated company.
- Annuities or supplemental unemployment compensation benefits, even if income tax was withheld.

#### Item 7. EMPLOYMENT

Include:

Part a:

- All full- and part-time employees on the payroll during the pay period including March 12, 1997.
- Salaried officers and executives of a corporation.
- Employees on paid sick leave, paid vacations, and paid holidays.

Part b:

Proprietors and partners of an unincorporated company working 15 or more hours during the week of March 12, 1997.

Part c:

Unpaid family workers of an unincorporated company working 15 or more hours during the week of March 12, 1997.

#### ◆ Section B – WHOLESALE

##### Item 10. TYPE OF OPERATION

- Merchant wholesaler** – Establishment engaged in buying and selling merchandise produced by other firms on its own account.
- Manufacturer's sales branch or sales office** – Establishment owned or corporately affiliated with a manufacturer by the parent in Puerto Rico, United States, or territories.
- Broker, agent, commission merchant** – Establishment engaged in selling and buying merchandise on an agency, commission, or brokerage basis for others, rather than on its own account.

**Item 11. EMPLOYMENT BY PRINCIPAL ACTIVITY**

Part a:

Report the number of employees engaged in sales activity, traveling salespeople, truck salespeople, and selling employees working out of their own homes.

Part c:

This category is not applicable to single-establishment firms. For multi-establishment firms, report the number of employees who provided services to other establishments of this firm.

Part d:

Report employees engaged in sorting, grading, packaging, and other similar activities on line b.

Sum of lines a through e should equal item 7a.

**Item 12. CLASS OF CUSTOMER**

Part a:

Include sales to farmers for use in agricultural production only.

Part b:

Include sales for construction purposes only.

Part c:

Include sales made to buyers outside Puerto Rico only.

Part h:

Include sales to laboratories, institutions, public utilities, service businesses, and other such users that normally buy for business use rather than for resale.

Part i:

Include sales to the Federal Government (including military, post exchanges, GSA, GPO, and other agencies), Commonwealth, and municipal governments.

**Item 13. OPERATING EXPENSES**

Include:

- Total annual payroll reported in item 6a.
- Supplements to wages and salaries.
- Liquor and tobacco tax stamps and license fees.
- Depreciation charges in 1997 including depreciation charges on equipment obtained through a capital or full payout lease or on equipment rented to others through an operating lease.
- Lease and rental payments made in 1997 for equipment leased under an operating lease.
- Advertising expenses.
- Commissions paid to others.
- Office supplies, postage, and shipping and packaging materials and expenses.
- Cost of contract work performed by others.
- Other expenses (i.e., storage, repairs, bad debt, theft, and damage losses).

Exclude:

- Cost of goods sold.
- Income taxes.
- Sales and other taxes collected directly from customers and paid directly to a Commonwealth or Federal tax agency.
- Interest expenses.
- Payments to or withdrawals by proprietors and partners of an unincorporated firm.
- Lease payments for merchandise obtained through capital, finance, or full payout leases.

**Item 14. DOLLAR VOLUME OF BUSINESS**

Part b:

Report the market value of products bought or sold by others on which you earned a commission, brokerage, or agency fee. If unavailable from company records, estimate the value by dividing actual commissions received by the percentage charged for sales activity.

Part d:

Report the percentage of products sold (as reported in item 5) accounted for by products which were mined or manufactured in the United States, Puerto Rico, or U.S. territories by your company.

Part e:

Report the fair sales value of goods transferred (billings) to establishments owned by this firm.

**Item 15. INVENTORIES**

Report the total value of all inventories of this establishment at the end of 1997. Report inventories at cost or market value, using generally accepted accounting methods. The reported figures should be in terms of book value. Do NOT include inventory owned by others but held by this establishment.

For inventories at LIFO cost, use the sum of the LIFO amount, plus the LIFO reserve for completing item 15c.

**Item 17. COMMODITY LINES**

If any commodities sold are not prelisted but account for one percent or more of total sales, refer to the list of Wholesale Commodity Lines on page 18 of the report form. Enter the commodity, corresponding code, and percent of total sales.

Report receipts for construction, delivery, installation, service contracts, and miscellaneous activities included in item 5 on the "Service receipts and labor charges" line (Code 9700).

**◆ Section C – RETAIL**

**Item 19. UNDER-ROOF FLOOR SPACE – Department, Variety, Grocery, and Drug Stores ONLY.**

Include:

- Only the floor space used/controlled by this establishment.
- All space occupied by this establishment on every floor of multiple-story buildings.

**TOTAL FLOOR SPACE:**


Enter the total square footage of under-roof floor space available at the end of 1997. Include dry storage, refrigerated space, offices, workrooms, display windows, and enclosed entrance ways. Do NOT include outdoor space, even if covered.

**UNDER-ROOF SELLING SPACE:**

Enter the square footage of in-store **selling** space at the end of 1997. Include all store areas open to customers, including aisles, elevators, etc. Do NOT include display windows fronting on streets or walks, outdoor entrance ways, or other outdoor space.

EXAMPLE – How to compute floor space in square feet:

- (1) Total under-roof space is:  
200 x 100 ft = 20,000 sq. ft
- (2) Under-roof selling space is:  
200 x 80 ft = 16,000 sq. ft



**Item 23. MERCHANDISE LINES**

Report receipts for services provided and for service contracts that were included in item 5 on the "Nonmerchandise receipts from customers" line (Code 9900).

**EXCLUDE sales of leased departments or concessions** operated within this establishment by other companies.

**◆ Section D – SERVICES**

There are no additional instructions for items in Section D.



◆ **Section E – HOTELS, MOTELS, AND OTHER LODGING PLACES**

There are no additional instructions for items in Section E.

◆ **Section F – MANUFACTURES**

**Item 32. SHIPMENTS AND OTHER RECEIPTS**

Refer to item 5 instructions for dollar volume of business definition.

The sum of lines a through d should equal item 5.

**Item 33. EMPLOYMENT AND HOURS WORKED**

Refer to item 7 instructions for employment definition.

Part a:

Report the number of production workers up through the working-foreman level engaged in processing, assembling, shipping (but not delivering), truck drivers delivering ready-mixed concrete, and other related services.

Part b:

Report all other employees including those engaged in supervision above the working-foreman level, sales (including driver salesmen), sales delivery (truck drivers and helpers), installation, clerical, and other professional technical personnel.

Sum of lines a(1) and b should equal item 7a.

Part c:

Report total number of hours worked at the plant by production workers. Include actual hours worked for overtime, not straight time equivalent hours. Do NOT include hours paid for vacations, holidays (unless actually worked), or sick leave.

**Item 34. PAYROLL**

Refer to item 6 instructions for payroll definition. The sum of lines a and b should equal item 6a.

**Item 35. SELECTED COSTS**

Cost refers to the amount actually paid or payable after discounts, including freight and other direct charges incurred in acquiring the item or service.

Part a:

Exclude the value of electricity generated by your establishment.

Part b:

Exclude the estimated cost of fuels produced by your establishment.

Part c:

Include the cost of contract employees who are not on your payroll, but are supplied through a contract with another company to perform specific jobs related to production. Exclude the cost of materials worked on, which should be included in item 35f.

Part d:

Exclude the cost of materials worked on, which should be included in item 35f.

Part f:

Include ONLY PHYSICAL GOODS USED or put into production; exclude services used or overhead charges.

**Item 36. INVENTORIES**

Report the total value of all inventories of this establishment at the end of 1996 and 1997 at cost or market value, using generally accepted accounting methods. The reported figures should be in terms of book value. Do NOT include inventory owned by others but held by this establishment.

For inventories at LIFO cost, use the sum of the LIFO amount plus the LIFO reserve for completing item 36c.

**Item 37. CAPITAL EXPENDITURES**

Expenditures refer to all costs actually incurred during 1997 which are chargeable to the fixed assets accounts and for which depreciation accounts are maintained. Exclude the cost of maintenance and repairs charged as current operating expense.

Part a:

Enter the value of all equipment and buildings purchased at their purchased price. For any equipment or structure transferred to the use of this establishment by the parent company or one of its subsidiaries, enter the value at which it was transferred to the establishment.

**Item 38. VALUE OF PRODUCTS SHIPPED AND CONTRACT WORK PERFORMED BY CUSTOMER LOCATION**

Report the ultimate destination of goods shipped, including goods shipped to foreign countries via U.S. ports if known. Otherwise, report the location of the person to whom the products were shipped or sold. The total value of products made in this establishment (sum of lines a through e, column (2)) should equal item 32a. The value of total contract work (sum of lines a through e, column (3)) should equal item 32b.

◆ **Section G – CONSTRUCTION**

**Item 40. KIND OF ACTIVITY**

Part b:

Report only the main activities for which you were contracted. Work which was incidental to the primary activities of jobs should not be reported separately.

Include establishments primarily engaged in subdividing and developing cemetery lots under activities other than construction.

**Item 41. DOLLAR VALUE OF BUSINESS**

Refer to item 5 instructions for dollar value of business definition.

Part a:

Report fees received as sponsors of joint ventures and fees as agents for owners of construction work. Also include both the dollar value for installation and cost of the items installed.

Part b:

Report the receipts for rental of equipment and definable architectural and engineering work for others and receipts covering the price of items sold, but not installed by this establishment.

Sum of lines a and b should equal item 5.

**Item 42. TYPES OF CONSTRUCTION**

Report separately each building or type of structure. If such separation is not possible, report the entire project under the major purpose.

**Item 43. EMPLOYMENT AND HOURS WORKED**

Refer to item 7 instructions for employment definition.

Part a:

Report the number of construction workers up through the working-foreman level, including laborers, truck drivers and helpers, equipment operators, mechanics and security guards, on lines (1) through (4).

Part b:

Report all other employees including those engaged in supervision above the working-foreman level, office staff, architects, engineers, purchasing agents, executives, and others engaged in nonconstruction activities.

Sum of lines a(1) and b should equal item 7a.

Part c:

Report total number of hours worked at the job site by construction workers. Include actual hours worked for overtime, not straight time equivalent hours. Do NOT include hours paid for vacations, holidays (unless actually worked), or sick leave.

**Item 44. PAYROLL**

Refer to item 6 instructions for payroll definition. The sum of lines a and b should equal item 6a.

**Item 46. SELECTED COSTS**

Cost refers to the amount actually paid or payable after discounts, including freight and other direct charges incurred in acquiring the items.

Part d:

Include repair costs necessary to maintain the property and equipment. Exclude improvements that increase the value of the property or adapt it for another use.

**Item 49. ASSETS, CAPITAL EXPENDITURES, AND DEPRECIATION**

Depreciable assets are the fixed-tangible property for which depreciation accounts are maintained.

Expenditures refer to all costs actually incurred during 1997 which are chargeable to the fixed assets accounts and for which depreciation accounts are maintained.

Report the original cost or market value of all buildings, equipment, and vehicles purchased or acquired before 1997.

◆ **Section H – ALL ESTABLISHMENTS**

**Item 50. OWNERSHIP, CONTROL, AND LOCATIONS OF OPERATION**

Part a:

**MARK "YES" if – ANOTHER** company owns more than 50 percent of the voting stock, controls the management and policies of, or has the ability to appoint a board of directors for this company.

**MARK "NO" if**

- This company has a franchise entitling it to use a trade name, but is not owned or operated by the franchisor.
- This company operates one or more leased departments in an establishment owned by another company, but the other company (lessor) does not own or control the department(s).

- This company is engaged in the management of a business owned by others.

Part b:

Indicate whether this company owns more than 50 percent of the voting stock or has the authority to direct management and policies of any subsidiaries and/or affiliates.

Part c:

Include all selling and service locations and any other facilities such as warehouses, administrative offices, etc.


If MORE THAN ONE establishment was operating under the EI Number:

- List the location of the headquarters first. Provide physical location address for each location.
- Data for establishments operated during 1997, but not in operation at the end of the year, should be combined with the headquarters location.
- The sums of sales and receipts, annual payroll, and employment should equal the amounts reported in items 5, 6a, and 7a, respectively.
- If employees worked at more than one location, report annual payroll and employment for employees at the ONE location where they spent most of their working time.

Public reporting burden for this collection of information is estimated to average 60 minutes per response, including the time for reviewing instructions, searching existing data sources, gathering and maintaining the data needed, and completing and reviewing the collection of information. Send comments regarding this burden estimate or any other aspect of this collection of information, including suggestions for reducing this burden, to the Associate Director for Administration/Comptroller, Attn: Paperwork Reduction Project 0607-0839, Room 3104, Federal Building 3, Bureau of the Census, Washington, D.C. 20233.

CUESTIONARIO

**0A-9819**



# CENSO ECONÓMICO DE PUERTO RICO DE 1997

**FAVOR DE DEVOLVER ESTE CUESTIONARIO DENTRO DE LOS  
PROXIMOS 30 DIAS.**

Incluya el Número de Archivo del Censo (CFN) que aparece en la etiqueta de este cuestionario con cualquier correspondencia.

Favor de llenar este cuestionario y devolverlo al: DIRECTOR  
BUREAU OF THE CENSUS  
Attention: Outlying Areas  
1201 East Tenth Street  
Jeffersonville, IN 47134-0001

*Favor de corregir cualquier error  
en nombre y dirección,  
incluyendo el código postal*



OMB No. 0607-0839:  
Aprobado Hasta 03/31/2000

Para uso del censo		

**SE EXIGE BAJO LA LEY del Congreso de los EE.UU. (título 13, Código de los EE.UU.) y la ley de la Legislatura de Puerto Rico (No. 11, del 27 de marzo de 1950) que llene este cuestionario correspondiente al establecimiento indicado en la etiqueta y lo devuelva al Negociado del Censo.** En virtud de estas leyes su informe al Negociado del Censo es **confidencial**. El mismo sólo puede ser visto por empleados juramentados del Censo y ser utilizado sólo para fines estadísticos. La ley del Congreso también garantiza que copias retenidas en sus archivos son **inmunes contra procedimiento judicial**.

**INDIQUE LOS DATOS A BASE DEL AÑO NATURAL 1997.** Si los récords no están disponibles, se aceptan estimados. Si el indicar los datos a base del año natural resulta costoso y su año fiscal finalizó entre el 31 de octubre de 1997 y febrero de 1998, indique sus datos en base al año fiscal, excepto el empleo y la nómina. Los datos sobre empleo y nómina durante el año natural deben de estar disponibles en la copia de su planilla de contribución sobre ingresos.

**TODOS LOS ESTABLECIMIENTOS LLENAN LAS PARTES A Y H.** Llene la parte (de la B a la G) que mejor describe su tipo de negocio o actividad.

**ES MUY IMPORTANTE QUE USTED LEA LAS INSTRUCCIONES ADJUNTAS MIENTRAS CONTESTA LAS PREGUNTAS.**

## Parte A - INFORMACION GENERAL

**Sección 1. NUMERO DE IDENTIFICACION PATRONAL**

**¿Es el Número de Identificación Patronal (EIN) - impreso en la etiqueta - el mismo que se usó para este establecimiento al rendir su último informe correspondiente a 1997 para la Declaración Trimestral del Patrono sobre la Contribución Federal al Seguro Social y Seguro Medicare, Formulario 941-PR del Servicio Federal de Rentas Internas (IRS)?**

094 1  SI  
 2  NO - Anote el EIN actual (9 dígitos) → 

--	--	--	--	--	--	--	--	--	--

**Sección 2. UBICACION FISICA**

**a. ¿Está este establecimiento físicamente ubicado en la misma dirección que aparece en la etiqueta?**  
**AVISO - Los apartados de correo y las rutas rurales no son ubicaciones físicas.**

093 1  SI  
 2  NO - Anote la ubicación física apropiada a continuación.

Número y calle			
Ciudad o pueblo		Estado	Código Postal

**b. ¿En qué municipio está físicamente ubicado este establecimiento?**

103 \_\_\_\_\_

**Sección 3. ESTADO DE LAS OPERACIONES**

**a. ¿Durante cuántos meses en 1997 esta firma u organización mantuvo activo a este establecimiento?**

Número de meses
002

**b. ¿Cuál de las siguientes describe mejor el estado de las operaciones de este establecimiento al finalizar 1997? Marque (X) UN solo encasillado.**

001 1  Activo  
 2  Inactivo temporalmente o como resultado de operaciones estacionales  
 3  Cerró operaciones - Indique la fecha → 

Mes	Día	Año

  
 4  Vendido o arrendado a otro empresario - Anote el nombre, etc., a continuación e indique la fecha → 

Mes	Día	Año

Nombre del nuevo dueño o administrador			
Número y calle			
Ciudad o pueblo		Estado	Código postal

**Sección 4. ORGANIZACION JURIDICA**

**a. ¿Cuál de las siguientes describe mejor la organización jurídica de este establecimiento al finalizar 1997? Marque (X) UN solo encasillado.**

003 1  Propietario individual  
 2  Sociedad de propietarios  
 8  Asociación cooperativa  
 0  Corporación (No marque este encasillado si es cualquier tipo de asociación cooperativa)  
 5  Gubernamental - Especifique \_\_\_\_\_  
 9  Otra - Especifique \_\_\_\_\_

**Sección 4. ORGANIZACION JURIDICA (Continuación)**

**b. Si ha indicado que es una "Corporación": ¿Cuál de las siguientes describe mejor a este establecimiento al finalizar 1997? Marque (X) UN solo encasillado.**

106 1  Corporación privada  
 2  Corporación pública

<b>COMO INDICAR EL DINERO EN CIFRAS</b>	Indique las cifras en dólares redondeadas a miles. <b>EJEMPLO:</b> Indique \$1,125,628 como →	Millo- nes (000)	Miles (000)	Dóla- res (000)
		<b>1</b>	<b>126</b>	

**Sección 5. VOLUMEN DEL NEGOCIO EN DOLARES**

**¿Cuál fue el total del volumen de ventas de mercancía y otros ingresos recibidos por este establecimiento en 1997?**

Millo- nes (000)	Miles (000)	Dóla- res (000)
010		

**Sección 6. NOMINA**

**a. ¿Cuál fue el total de la nómina ANUAL, antes de deducciones, para este establecimiento en 1997?**

Millo- nes (000)	Miles (000)	Dóla- res (000)
030		

**b. ¿Cuál fue la nómina del PRIMER TRIMESTRE (enero - marzo), antes de deducciones?**

Millo- nes (000)	Miles (000)	Dóla- res (000)
031		

**Sección 7. EMPLEO**

**a. ¿Cuántos EMPLEADOS (de jornada completa o parcial) estaban en su nómina durante el período de pago que incluyó el 12 de marzo de 1997?**

Número
032

**b. ¿Cuántos PROPIETARIOS y SOCIOS trabajaron 15 horas o más durante la semana que incluyó el 12 de marzo de 1997?**

Número
104

**c. ¿Cuántos miembros de FAMILIA NO REMUNERADOS trabajaron 15 horas o más durante la semana que incluyó el 12 de marzo de 1997?**

Número
105

**Sección 8. TIPO DE NEGOCIO O ACTIVIDAD PRINCIPAL**

**¿Cuál de las siguientes describe mejor el tipo de negocio o actividad PRINCIPAL que se llevó a cabo al finalizar 1997? Marque (X) UN solo encasillado.**

107 1  COMERCIO AL POR MAYOR  
*Continúe en la parte B, página 3*

2  COMERCIO AL DETAL  
*Continúe en la parte C, página 5*

3  SERVICIOS  
*Continúe en la parte D, página 7*

4  HOTELES, MOTELES Y OTROS LUGARES DE ALOJAMIENTO - *Continúe en la parte E, página 9*

5  MANUFACTURA  
*Continúe en la parte F, página 10*

6  CONSTRUCCION  
*Continúe en la parte G, página 15*

7  Otro - Especifique - Después, pase a la parte H, página 18 y llene la sección 52 del cuestionario.

## Parte B - COMERCIO AL POR MAYOR

### Sección 9. TIPO DE NEGOCIO – COMERCIO AL POR MAYOR

¿Cuál fue el tipo de negocio PRINCIPAL que se llevó a cabo en este establecimiento en 1997 (o la actividad por la cual su establecimiento es conocido al público o al comercio)? Marque (X) UN solo encasillado.

- 070
- Vehículos de motor y piezas y artículos para automóviles . . .  5010  
 Muebles y artículos para el hogar . . . . .  5020  
 Madera y otros materiales de construcción . . . . .  5030  
 Equipo de oficina . . . . .  5044  
 Computadoras y equipo periférico y programas ("software") . . .  5045  
 Otro equipo comercial (Incluya equipo para restaurantes y hoteles y maquinaria de tiendas.) . . . . .  5046  
 Equipo médico y de hospital . . . . .  5047  
 Otros equipos y materiales profesionales – *Especifique* . . . . .  5049

- Metales y minerales, excepto petróleo . . . . .  5050  
 Equipo y aparatos eléctricos, artículos de alambraje y materiales de construcción . . . . .  5063  
 Enseres eléctricos, radios y televisores . . . . .  5064  
 Otras piezas y equipo electrónico – *Especifique* . . . . .  5065

- Ferretería . . . . .  5072  
 Equipo y artículos de plomería y calefacción . . . . .  5074  
 Maquinaria de construcción y minería . . . . .  5082  
 Maquinaria y equipo industrial . . . . .  5084  
 Suministros industriales . . . . .  5085  
 Equipo de establecimientos de servicio . . . . .  5087  
 Equipo de transportación y suministros; maquinaria y equipo para la finca y el jardín y otros tipos de maquinaria y equipo – *Especifique* . . . . .  5089

- Prendas y piedras preciosas . . . . .  5094  
 Otros productos no perecederos – *Especifique* . . . . .  5099

- Papel y productos de papel . . . . .  5110  
 Medicinas, especialidades farmacéuticas y artículos farmacéuticos . . . . .  5120  
 Ropa, telas y mercería . . . . .  5130  
 Comestibles y productos relacionados . . . . .  5140  
 Sustancias químicas y productos análogos . . . . .  5160  
 Petróleo y productos de petróleo (Incluya terminales y estaciones de petróleo crudo y a granel.) . . . . .  5170  
 Cerveza, vino y bebidas alcohólicas destiladas . . . . .  5180  
 Materiales agrícolas . . . . .  5191  
 Libros, revistas y periódicos . . . . .  5192  
 Flores y materiales de floristas . . . . .  5193  
 Pintura, materiales para pintar y papel para empapelar paredes . . . . .  5198  
 Otros productos perecederos – *Especifique* . . . . .  5199

### Sección 10. TIPO DE OPERACION

¿Cuál de las siguientes describe mejor el tipo de operación en el cual la mayor parte de su negocio fue realizado en 1997? Marque (X) UN solo encasillado.

- 060 11  Comerciante (compra y venta por cuenta propia)  
 20  Oficina o sucursal de ventas del fabricante  
 42  Corredor, agente, vendedor a comisión  
 77  Otro tipo de operación – *Especifique*

064 \_\_\_\_\_

### Sección 11. EMPLEO SEGUN LA ACTIVIDAD PRINCIPAL

¿Cuál fue el número aproximado de empleados de acuerdo a su actividad principal durante el período de pago que incluyó el 12 de marzo de 1997?

	Número
a. Ventas	131
b. Servicios relacionados con las ventas (incluyendo servicios de oficina, almacén, conductores y empleados de mantenimiento)	132
c. Administración central y auxiliares	133
d. Manufactura	134
e. Otro – <i>Especifique</i>	135

COMO INDICAR POR CIENTOS

Indique los porcentajes como números enteros

EJEMPLO: Indique 38.76% como →

Por ciento

**39** %

### Sección 12. CLASE DE CLIENTE

¿Cuál fue el porcentaje de las ventas (sección 5) en 1997 correspondiente a cada clase de cliente?

	Por ciento
a. Ventas a agricultores para uso en fincas	147 %
b. Ventas a constructores y contratistas	149 %
c. Ventas a exportadores (ventas de exportación)	141 %
d. Ventas a detallistas y talleres de reparación	143 %
e. Ventas a establecimientos mayoristas	144 %
f. Ventas a consumidores domésticos y usuarios individuales	148 %
g. Ventas a usuarios industriales (manufactura y minería)	145 %
h. Ventas a usuarios institucionales, comerciales y profesionales	146 %
i. Ventas a organismos gubernamentales (Federal, Estado Libre Asociado y municipales)	150 %
j. TOTAL (La suma de las líneas a hasta la i debe ser igual a 100%)	<b>100</b> %

### Sección 13. GASTOS DE OPERACION

¿Cuál fue el TOTAL de los gastos de operación para 1997, incluyendo la nómina pero excluyendo el costo de la mercancía vendida y gastos por intereses?

Miliones	Miles	Dólares
040		

### Sección 14. VOLUMEN DEL NEGOCIO EN DOLARES

a. ¿Vendió este establecimiento mercancía en nombre de otras empresas a base de COMISION o CORRETAJE en 1997?

- 121 1  SI – Continúe en la sección 14b  
 2  NO – Pase a la sección 14d

b. ¿Cuál fue el valor bruto de ventas de las transacciones realizadas a base de comisión o corretaje en nombre de otras empresas? (Incluidas en la sección 5.)

Miliones	Miles	Dólares
122		

c. ¿Cuál fue el volumen de los ingresos recibidos por concepto de comisiones o corretaje en las transacciones indicadas en la sección 14b?

123		
-----	--	--

d. ¿Qué por ciento de los productos vendidos por este establecimiento fueron extraídos o manufacturados en los EE.UU., Puerto Rico o territorios de los EE.UU. por su compañía (incluyendo las empresas bajo propiedad o control común)?

Por ciento
124 %

AVISO – Si este es el único establecimiento de esta compañía pase a la sección 15.

e. ¿Cuál fue el valor de las transferencias (despachadas con facturas) a otros establecimientos dentro de su compañía? (NO incluídas en la sección 5.)

Miliones	Miles	Dólares
125		

**Parte B – COMERCIO AL POR MAYOR (Continuación)**

<b>Sección 15. INVENTARIOS</b>				<b>Sección 17. LINEAS DE PRODUCTOS (Continuación)</b>		
<b>a. ¿Tuvo inventarios al final de 1997?</b> 180 1 <input type="checkbox"/> SI – Continúe en la sección 15b 2 <input type="checkbox"/> NO – Pase a la sección 16				Líneas de productos		
<b>b. ¿En este establecimiento, están los inventarios sujetos al método de valoración de últimas entradas, primeras salidas (LIFO)?</b> 185 1 <input type="checkbox"/> SI – Complete el resto de esta sección 2 <input type="checkbox"/> NO – Pase a la sección 15c				Uso del censo	Por ciento de las ventas	
				100	102	
<b>(1) Cantidad sujeta al método de costo LIFO (bruto)</b>				2380		%
<b>(a) Cantidad de la reserva LIFO</b>				2440		%
<b>(b) Valor LIFO de la línea (1) (neto)</b>				3500		%
<b>(2) Cantidad no sujeta al método de costo LIFO</b>				3800		%
<b>c. ¿Cuál fue el valor TOTAL de todos los inventarios en 1997?</b>				3900		%
<b>AVISO – (Sólo para usuarios de LIFO) La suma de las líneas (1)(a), (1)(b) y (2) debe ser igual a la línea 15c.</b>				4000		%
				4100		%
				4200		%
				4300		%
				4400		%
				4500		%
				4600		%
				4700		%
				4800		%
				4820		%
				4830		%
				4840		%
				4850		%
				4860		%
				4900		%
				5300		%
				5330		%
				5400		%
				5420		%
				5600		%
				5700		%
				6000		%
				6100		%
				Otros productos – Refiérase al listado que presenta las Líneas de Productos en la página 19 para especificar los tipos de productos y anotar los códigos.		
				Código		
				1) 076	9811	%
				2) 077	9812	%
				3) 078	9813	%
				Ingresos por servicios prestados y costo de la mano de obra	9700	%
				Ingresos misceláneos	9980	%
				<b>TOTAL</b>	9990	<b>100 %</b>
				<b>PASE A LA PARTE H, PAGINA 18 Y LLENE EL RESTO DEL CUESTIONARIO</b>		

**Parte C – COMERCIO AL DETAL**

**Sección 18. TIPO DE NEGOCIO – COMERCIO AL DETAL**

¿Cuál fue el tipo de negocio PRINCIPAL que se llevó a cabo en este establecimiento en 1997 (o la actividad por la cual su establecimiento es conocido al público o al comercio)?  
 Marque (X) UN solo encasillado.

- Materiales de construcción, ferretería, jardinería, casas remolque (mobile home)** 070
- Comerciante de madera y de otros materiales de construcción  5211
  - Comerciante mayorista de madera y de otros materiales de construcción  5031
  - Tienda detallista de pintura, cristal y papel para empapelar paredes  5231
  - Tienda mayorista de pintura, cristal y papel para empapelar paredes  5198
  - Ferretería  5251
  - Tienda detallista de plantas ornamentales y efectos para céspedes y jardines  5261

- Mercancía general**
- Tienda por departamentos  5311
  - Bazar o tienda de variedades  5331
  - Tienda de mercancía miscelánea  5399

- Comestibles**
- Colmado  5411
  - Supermercado  5412
  - "Cash and carry"  5413
  - Mercado de carne y pescado (mariscos) y frigorífico  5421
  - Tienda de frutas y mercado de vegetales  5431
  - Tienda de dulces, nueces y confitería  5441
  - Tienda de productos lácteos  5451
  - Panadería y repostería al detal  5461
  - Otro tipo de tienda de comestibles – *Especifique*  5499

- Agencias de automóviles y gasolineras**
- Agencia de vehículos de motor – autos nuevos y usados  5511
  - Agencia de vehículos de motor – autos usados únicamente  5521
  - Tienda de artículos para el auto y para el hogar  5531
  - Gasolinera  5541
  - Agencias que venden botes  5551
  - Agencia de vehículos de recreación  5561
  - Otro tipo de agencia para la venta de automóviles y aviones  5599

- Ropa y accesorios**
- Tienda de ropa y de artículos para jóvenes y caballeros  5611
  - Tienda de ropa (lista para el uso) para damas  5621
  - Tienda de accesorios y artículos especiales para damas  5632
  - Tienda de ropa para niños, niñas y bebés  5641
  - Tienda de ropa para la familia  5651
  - Tienda de calzado  5661
  - Otro tipo de tienda de ropa y accesorios – *Especifique*  5699

- Muebles, artículos y equipo para el hogar**
- Mueblería  5712
  - Tienda de alfombras y pisos  5713
  - Tienda de cortinas y tapicería  5714
  - Tienda de artículos misceláneos para el hogar  5719
  - Tienda de enseres para el hogar  5722
  - Tienda de radios, televisores y electrónica  5731
  - Tienda de computadoras y programas ("software") (vende principalmente al consumidor doméstico)  5734
  - Tienda de discos y cintas pregrabadas  5735
  - Tienda de instrumentos musicales  5736

**Sección 18. TIPO DE NEGOCIO – COMERCIO AL DETAL (Continuación)**

**Lugares para comer y beber**

- Lugar para comer 070
- Cafetería  5811
  - Restaurante (lugar de comer donde se provee menú completo con servicio de mozo)  5812
  - Lugar de refrigerio u otro lugar de comer donde se provee un menú limitado (hamburguesas, bistecs, pescado (mariscos), pollo, pizza, panqueques, etc.)  5814
  - Restaurante "fast food"  5815
  - Otro – *Especifique*  5816

- Lugar para comer que tiene 25 o más habitaciones de alojamiento  7015
- Lugar para beber (bar, "cocktail lounge," etc.)  5813

**Otras tiendas detallistas**

- Farmacia  5912
- Licorería  5921
- Tiendas de artículos deportivos y bicicletas  5941
- Librería  5942
- Tienda de artículos de escritorio (papelería)  5943
- Tienda de artículos escolares ("school supplies")  5943
- Joyería  5944
- Tienda de juguetes, juegos y artículos para "hobbies"  5945
- Tienda de cámaras y equipo fotográfico  5946
- Tienda de regalos, novedades y "souvenirs"  5947
- Tienda de maletas y artículos de cuero  5948
- Tienda de artículos de costura, bordado y telas  5949
- Detallista que no vende su mercancía en tiendas
  - Ventas por correo (ventas por catálogo)  5961
  - Máquinas que venden mercancía (cigarrillos, refrescos, etc.)  5962
  - Ventas de casa en casa o por teléfono (ventas directas)  5963
  - Distribuidor de combustible  5983
  - Distribuidor de gas fluido  5984
  - Floristería  5992
  - Cigarrería y quiosco para la venta de cigarrillos  5993
  - Distribuidor de periódicos y quiosco para la venta de periódicos  5994
  - Optica  5995
  - Otra – *Especifique*  5999

**Sección 19. ESPACIO BAJO TECHO**

¿Tuvo este establecimiento algún espacio bajo techo que se haya utilizado como tienda por departamento, de variedad, de alimentos o farmacia en 1997?

- 250  SI – Espacio TOTAL →
- Espacio bajo techo para VENTAS →
- 2  NO

Pies cuadrados
252
251

**Sección 20. NOMBRE DE LA FRANQUICIA**

¿Usó este establecimiento un nombre autorizado por una franquicia en 1997?

- 333  SI – ¿Opera o tiene derechos de propiedad sobre este establecimiento la franquicia? → 335
- 1  SI
- 2  NO

**Sección 21. CENTRO COMERCIAL**

¿Está este establecimiento localizado en un centro comercial o "mall"?

- 390  SI
- 2  NO

**Parte C – COMERCIO AL DETAL (Continuación)**

<b>COMO INDICAR POR CIENTOS</b> <i>Indique los porcentajes como números enteros</i> <b>EJEMPLO:</b> Indique 38.76% como $\rightarrow$		Por ciento	<b>Sección 23. LINEAS DE MERCANCIA (Continuación)</b>		
		<b>39</b> %	Líneas de mercancía	Uso del censo	Por ciento de las ventas
<b>Sección 22. CLASE DE CLIENTE</b>					
<b>¿Cuál fue el porcentaje del total de ventas (sección 5) en 1997 correspondiente a cada clase de cliente?</b>		Por ciento			
a. Público en general		237	Muebles de sala, comedor y cuarto (excepto camas sueltas, catres, etc.)	230	232
b. Otros		239	Otros tipos de muebles	<b>0344</b>	%
<b>Sección 23. LINEAS DE MERCANCIA</b>					
<b>¿Cuál fue el porcentaje estimado del total de las ventas (sección 5) de 1997 correspondiente a cada línea de mercancía que usted indique para este establecimiento?</b>					
Líneas de mercancía	Uso del censo	Por ciento de las ventas			
Carne, pescado y aves	0101	%	Equipo y artículos de fotografía	<b>0440</b>	%
Frutas y vegetales frescos	0102	%	Artículos ópticos	<b>0490</b>	%
Alimentos congelados	0103	%	Artículos deportivos y trofeos	<b>0500</b>	%
Productos lácteos y alimentos análogos	0104	%	Vehículos de recreo	<b>0580</b>	%
Productos de panadería y repostería, excepto los congelados	0106	%	Ferretería, herramientas, artículos de plomería y artículos eléctricos	<b>0600</b>	%
Otros tipos de alimentos, excluyendo comida para animales	0114	%	Equipo y artículos para el césped y el jardín, flores cortadas, plantas, arbustos, fertilizantes, etc.	<b>0620</b>	%
Comidas, meriendas, "sandwiches," bebidas no alcohólicas que generalmente se sirven para consumo en este establecimiento	0120	%	Madera, productos de aserradero, materiales de construcción, equipo y materiales para la reparación y modernización del hogar	<b>0640</b>	%
Bebidas alcohólicas (servidas en este establecimiento.)	0130	%	Pintura, artículos de pintura, vidrio y papel para empapelar paredes	<b>0670</b>	%
Licor, vino y cerveza envasados	0140	%	Casas remolques ("mobile homes")	<b>0680</b>	%
Cigarros, cigarrillos, tabaco y artículos para fumadores (No incluya las ventas de máquinas que son propiedad de otros.)	0150	%	Automóviles, camionetas cerradas ("vans") y camiones nuevos	<b>0715</b>	%
Medicinas recetadas despachadas por farmacéuticos	0161	%	Automóviles, camionetas cerradas ("vans") y camiones usados	<b>0716</b>	%
Medicinas y vitaminas vendidas sin receta médica y otros productos para la salud y la belleza	0162	%	Otros vehículos de transporte motorizados	<b>0717</b>	%
Jabones, detergentes y limpiadores para el hogar	0180	%	Gasolina	<b>0721</b>	%
Productos de papel	0190	%	Combustible diesel	<b>0725</b>	%
Ropa para jovencitos y caballeros	0200	%	Otros combustibles para automóviles	<b>0726</b>	%
Ropa para damas y jovencitas	0220	%	Lubricantes para automóviles (aceites, grasa, etc.)	<b>0730</b>	%
Accesorios para damas	0230	%	Llantas, cámaras de aire (tubos), baterías, accesorios y piezas para automóviles	<b>0740</b>	%
Calzado	0260	%	Combustibles para el hogar	<b>0780</b>	%
Artículos de costura, tejido y bordado	0270	%	Toda otra mercancía		
Cortinas, persianas, persianas venecianas ("venetian blinds"), fundas (de muebles), toallas, sábanas, frisas, manteles, etc.	0280	%	<i>Si las ventas de mercancía en esta línea sobrepasan el 5% del total, especifique las líneas principales de mercancía y el por ciento de las ventas estimadas en las próximas líneas</i>	<b>9810</b>	%
Enseres eléctricos grandes para el hogar	0300	%	1) 076	<b>9811</b>	%
Enseres eléctricos pequeños	0310	%	2) 077	<b>9812</b>	%
Televisores, "videocassetes," cinta de video, etc.	0320	%	3) 078	<b>9813</b>	%
Equipo de sonido, instrumentos y artículos musicales	0330	%	Ingresos no relacionados con mercancía, recibidos de clientes	<b>9900</b>	%
Muebles y efectos para dormir	0343	%	<b>TOTAL</b>	<b>9990</b>	<b>100</b> %

**PASE A LA PARTE H, PAGINA 18 Y LLENE EL RESTO DEL CUESTIONARIO**



## Parte D – SERVICIOS

### Sección 24. TIPO DE NEGOCIO – SERVICIOS

**¿Cuál fue el tipo de negocio PRINCIPAL que se llevó a cabo en este establecimiento en 1997 (o la actividad por la cual su establecimiento es conocido al público o al comercio)?**  
*Marque (X) UN solo encasillado.*

#### Agencias de viajes y otros servicios relacionados con el transporte de pasajeros

070

- Agencia de viaje . . . . .  4724
- Operador de excursiones . . . . .  4725
- Otros servicios relacionados con el transporte de pasajeros . . . . .  4729

#### Servicios personales

- Lavandería para la familia y para uso comercial . . . . .  7211
- Planchado de ropa y agentes de lavandería . . . . .  7212
- Lavado y suministro de sábanas, toallas y uniformes . . . . .  7213
- Lavanderías y "dry cleaners" de máquinas activadas por monedas . . . . .  7215
- Planta de "dry cleaning" excepto limpieza de alfombras . . . . .  7216
- Limpieza de alfombras y tapicería . . . . .  7217
- Lavandería industrial . . . . .  7218
- Otros servicios de lavado de ropa, incluyendo lavado a mano – *Especifique* . . . . .  7219

- 
- Estudio fotográfico, retratos . . . . .  7221
  - Salón de belleza . . . . .  7231
  - Barbería . . . . .  7241
  - Zapaterías y salones de limpiabotas . . . . .  7251
  - Servicios funerarios y crematorio . . . . .  7261
  - Servicios de preparación de planillas de contribución sobre ingresos . . . . .  7291
  - Otros servicios personales – *Especifique* . . . . .  7299

#### Servicios comerciales

- Agencia publicitaria . . . . .  7311
- Servicios de rótulos de publicidad (incluyendo carteles y carteleras) . . . . .  7312
- Representante publicitario de radio, televisión y editor . . . . .  7313
- Otros servicios publicitarios (excepto agencias) – *Especifique* . . . . .  7319

- 
- Agencia de cobros y ajustes . . . . .  7322
  - Agencia que proporciona información sobre el crédito . . . . .  7323
  - Servicios de publicidad por correspondencia . . . . .  7331
  - Servicios de reproducción y fotocopia . . . . .  7334
  - Fotografía comercial . . . . .  7335
  - Arte comercial y diseño gráfico . . . . .  7336
  - Servicios secretariales y de relator de cortes . . . . .  7338
  - Servicios de desinfección y exterminación . . . . .  7342
  - Servicios de limpieza y mantenimiento . . . . .  7349
  - Alquiler y arrendamiento de equipo médico . . . . .  7352
  - Alquiler y arrendamiento de equipo pesado de construcción y de remover tierra . . . . .  7353
  - Otro alquiler y arrendamiento de equipo (excepto computadoras o automóviles) . . . . .  7359
  - Agencia de empleo . . . . .  7361
  - Servicio para el suministro de ayuda temporera . . . . .  7363
  - Servicios de programación de computadora . . . . .  7371

### Sección 24. TIPO DE NEGOCIO – SERVICIOS (Continuación)

#### Servicios comerciales (Continuación)

070

- Programas ("software") de computadora pre-empacados . . . . .  7372
- Diseño de sistemas integrados de computadoras . . . . .  7373
- Servicio de procesamiento de datos . . . . .  7374
- Servicios de acceso a información . . . . .  7375
- Servicios gerenciales de computadora . . . . .  7376
- Alquiler y arrendamiento de computadoras . . . . .  7377
- Mantenimiento y reparación de computadoras . . . . .  7378
- Servicios relacionados con computadoras . . . . .  7379
- Servicios de detectives, de protección y de carro blindado . . . . .  7381
- Servicios de sistemas de seguridad . . . . .  7382
- Sindicatos de prensa . . . . .  7383
- Laboratorios de revelado de fotografía . . . . .  7384
- Otros servicios comerciales – *Especifique* . . . . .  7389

#### Reparación y servicios automovilísticos

- Alquiler y arrendamiento de camiones sin chofer . . . . .  7513
- Alquiler de automóviles de pasajeros . . . . .  7514
- Arrendamiento de automóviles de pasajeros . . . . .  7515
- Alquiler de remolques y de vehículos de recreo . . . . .  7519
- Estacionamiento de automóviles . . . . .  7521
- Taller de capota, carrocería, tapicería y pintura . . . . .  7532
- Taller de reparación de sistemas de escape . . . . .  7533
- Taller de reparación y recauchamiento . . . . .  7534
- Taller de reemplazo de cristales de automóviles . . . . .  7536
- Taller de reparación de transmisiones . . . . .  7537
- Taller de reparación general . . . . .  7538
- Otros talleres de reparación de automóviles – *Especifique* . . . . .  7539

- 
- Lavado de carros . . . . .  7542
  - Otros servicios automovilísticos – *Especifique* . . . . .  7549

#### Otros servicios de reparación

- Reparación de radios y televisores . . . . .  7622
- Talleres de reparación y servicio de neveras y acondicionadores de aire . . . . .  7623
- Talleres de reparación eléctrica y electrónica (excepto reparación de computadoras) . . . . .  7629
- Reparación de relojes y prendas . . . . .  7631
- Tapizado y reparación de muebles . . . . .  7641
- Reparación de soldadura . . . . .  7692
- Talleres que se dedican a la reconstrucción o reparación de motores eléctricos . . . . .  7694
- Otros servicios de reparación incluyendo servicios de limpieza de alcantarillas y tanques o pozos sépticos – *Especifique* . . . . .  7699

#### Películas cinematográficas

- Películas cinematográficas y producción de videos . . . . .  7812
- Servicios análogos a la producción de películas . . . . .  7819
- Distribución de películas y cintas . . . . .  7822
- Servicios relacionados a la distribución de películas cinematográficas . . . . .  7829
- Teatros y cines, excepto teatros al aire libre . . . . .  7832
- Alquiler de películas de video . . . . .  7841

**Parte D – SERVICIOS (Continuación)**

**Sección 24. TIPO DE NEGOCIO – SERVICIOS (Continuación)**

- Servicios de entretenimiento y recreación, excepto películas cinematográficas**
- 070
- Estudio, escuela y salón de baile . . . . .  7911
  - Productor y servicios de teatro . . . . .  7922
  - Banda musical, orquesta, artistas y otros grupos artísticos que no son de teatro . . . . .  7929
  - Bolera . . . . .  7933
  - Club deportivo comercial, empresario y promotor deportivo . . . . .  7941
  - Carreras, incluyendo actividades relacionadas con carreras de caballos, perros, motocicletas y autos . . . . .  7948
  - Gimnasio . . . . .  7991
  - Campo de golf público . . . . .  7992
  - Máquinas de entretenimiento operadas por moneda . . . . .  7993
  - Agencia de lotería (excepto hípica) . . . . .  7994
  - Agencia hípica . . . . .  7995
  - Parque de diversión . . . . .  7996
  - Club deportivo y de recreación para miembros . . . . .  7997
  - Gallera . . . . .  7998
  - Otros servicios de entretenimiento y recreación – *Especifique* . . . . .  7999

- Laboratorios médicos y dentales**
- Laboratorio dental . . . . .  8072
  - Otros servicios médicos y dentales – *Especifique* . . . . .  8021

- Servicios legales**
- Servicios legales . . . . .  8111
  - Sociedad de asistencia legal (u otros servicios legales no lucrativos) – *Especifique* . . . . .  9002

- Museos, galerías de arte y jardines botánicos y zoológicos**
- Museos y galerías de arte . . . . .  8412
  - Jardines botánicos y zoológicos . . . . .  8422

- Ingeniería, arquitectura, agrimensura, investigación, gerencia y servicios análogos**
- Servicios de ingeniería . . . . .  8711
  - Servicios de arquitectura . . . . .  8712
  - Servicios de agrimensura . . . . .  8713
  - Investigación comercial, física y biológica . . . . .  8731
  - Investigación comercial, económica, sociológica y educacional . . . . .  8732
  - Laboratorio de pruebas comerciales . . . . .  8734
  - Servicios gerenciales . . . . .  8741
  - Servicios de consultoría gerencial . . . . .  8742
  - Servicios de relaciones públicas . . . . .  8743
  - Servicios de apoyo administrativo . . . . .  8744
  - Otros servicios de consultoría comercial – *Especifique* . . . . .  8748
- Otro tipo de servicios – *Especifique* . . . . .  8999

COMO INDICAR POR CIENTOS Indique los porcentajes como números enteros  
**EJEMPLO:** Indique 38.76% como **39** %

**Sección 25. VENTAS DE MERCANCIA**

**a. ¿Vendió este establecimiento alguna mercancía directamente al consumidor, independientemente de los servicios proporcionados en 1997?**

- 371 1  SI – *Complete la sección 25b a continuación*
- 2  NO – *Pase a la sección 26*

**b. ¿Cuál fue el porcentaje estimado del total de los ingresos recibidos (sección 5) en 1997 correspondiente a la venta de dicha mercancía? Si es más del 50 por ciento, describa el tipo de mercancía vendida a continuación en COMENTARIOS.**

Por ciento
372
%

**Sección 26. CENTRO COMERCIAL**

**¿Está este establecimiento localizado en un centro comercial o "mall"?**

- 390 1  SI
- 2  NO

**COMENTARIOS**

**PASE A LA PARTE H, PAGINA 18  
Y LLENE EL RESTO DEL CUESTIONARIO**

## Parte E - HOTELES, MOTEL Y OTROS LUGARES DE ALOJAMIENTO

### Sección 27. TIPO DE NEGOCIO – HOTELES, MOTEL Y OTROS LUGARES DE ALOJAMIENTO

¿Cuál fue el tipo de negocio PRINCIPAL que se llevó a cabo en este establecimiento en 1997 (o la actividad por la cual su establecimiento es conocido al público o al comercio)? Marque (X) UN solo encasillado.

#### Hoteles, moteles y casas de huéspedes

- 070
- Hotel de 100 o más habitaciones . . . . .  7011
- Hotel de 25 a 99 habitaciones . . . . .  7012
- Hotel de menos de 25 habitaciones . . . . .  7013
- Hotel recreacional (villas turísticas y paradores) . . . . .  7014
- Motel . . . . .  7015
- Casas de huéspedes . . . . .  7016
- Hotel de una organización o casa de alojamiento con habitaciones disponibles al público en general . . . . .  7041

#### Otros lugares de alojamiento

- Campamento de deportes o recreación – *Especifique* . . . . .  7032
- \_\_\_\_\_
- Parques para remolques y áreas para acampar (transeúntes) . . . . .  7033
- Parque residencial para casas remolques ("mobile homes") . . . . .  6515
- Campamento diurno para niños . . . . .  7999

}

Pase a la parte H, página 18

#### Otro tipo de actividad u operación

- Restaurante, incluyendo –
- Hotel de 100 o más habitaciones . . . . .  7018
- Hotel de 25 a 99 habitaciones . . . . .  7019
- Motel de 25 o más habitaciones . . . . .  7015
- Menos de 25 habitaciones . . . . .  5812
- Otro tipo de actividad – *Especifique* . . . . .  7099
- \_\_\_\_\_

COMO INDICAR POR CIENTOS

Indique los porcentajes como números enteros

**EJEMPLO:** Indique 38.76% como →

Por ciento

**39** %

### Sección 28. FUENTE DE INGRESOS

Los ingresos deben ser declarados como un por ciento del total de los ingresos (sección 5) de 1997.

No incluya impuestos sobre el alquiler de unidades de alojamiento u otros impuestos recibidos de los clientes.

#### a. Ingresos recibidos de los clientes

¿Cuál fue el porcentaje estimado de las ventas e ingresos recibidos de los clientes en 1997 correspondiente a las siguientes fuentes de ingreso? (No incluya los ingresos recibidos de máquinas activadas por moneda que otros negocios administran en este local.)

(1) Alquiler de habitaciones o de unidades de alojamiento (Si las comidas están incluidas como parte de la tarifa de la habitación, estime el porcentaje correspondiente a comidas en la línea a(3).)	Uso del censo	Por ciento
	400	402
	<b>0010</b>	%
(2) Ingresos correspondiente a actividades de casino	<b>0040</b>	%
(3) Venta de comidas y bebidas no alcohólicas	<b>0120</b>	%
(4) Venta de bebidas alcohólicas para consumo en el local	<b>0130</b>	%
(5) Venta de licor, vino o cerveza empacados	<b>0140</b>	%
(6) Venta de otra mercancía	<b>9800</b>	%
(7) Todos los otros ingresos recibidos de clientes (Incluya ingresos por el alquiler de salones de baile, salas de convenciones, uso de lavanderías y otros servicios.)	<b>9980</b>	%
<b>(8) TOTAL</b> (La suma de las líneas (1) hasta la (7) debe ser igual a 100%)	<b>9990</b>	<b>100</b> %

#### b. Ingresos recibidos de otras fuentes

¿Recibió este establecimiento - en sus actividades comerciales - otros ingresos que NO fueran de parte de clientes? (Incluya ingresos correspondientes a alquiler y comisiones recibidos de operarios de departamentos arrendados, concesiones y tiendas, y máquinas operadas por monedas.)

	Millo- nes	Miles	Dóla- res
378 1 <input type="checkbox"/> SI – ¿Cuál fue la cantidad? →	379		
2 <input type="checkbox"/> NO			

### Sección 29. VOLUMEN Y TIPO DE ALOJAMIENTO

a. ¿Cuál fue el número de habitaciones o unidades de alojamiento para alquilar principalmente a huéspedes transeúntes el 31 de diciembre de 1997? (El número de habitaciones o unidades de alojamiento se compone del número de unidades que pueden ser alquiladas como unidades individuales. Las "suites" o grupo de habitaciones que no se pueden subdividir deben contarse como una sola unidad.)

Número al 31 de diciembre de 1997

381

b. ¿Fueron los ingresos por concepto de alquiler de habitaciones o unidades de alojamiento principalmente (más de la mitad), de huéspedes transeúntes?

- 383 1  SI
- 2  NO

### Sección 30. LEY DE INCENTIVOS TURISTICOS DE PUERTO RICO

¿Estuvo este establecimiento acogido a la Ley de Incentivos Turísticos de Puerto Rico en 1997?

- 385 1  SI
- 2  NO

**PASE A LA PARTE H, PAGINA 18  
Y LLENE EL RESTO DEL CUESTIONARIO**

## Parte F - MANUFACTURA

### Sección 31 TIPO DE ACTIVIDAD – MANUFACTURA

**¿Cuál fue el tipo de actividad manufacturera PRINCIPAL que se llevó a cabo en este establecimiento en 1997 (o la actividad por la cual el establecimiento es conocido al público o al comercio)? Marque (X) UN solo encasillado.**

#### Alimentos y productos análogos

- Planta para la matanza y preparación de carnes, excepto aves y conejos . . . . .  2011
- Salchichas y otras carnes preparadas de materiales comprados . . . . .  2013
- Planta para la matanza y preparación de aves o conejos . . . . .  2015
- Queso natural y procesado . . . . .  2022
- Helados y postres congelados, excepto productos congelados de repostería . . . . .  2024
- Leche líquida y crema . . . . .  2026
- Otros productos lácteos – *Especifique* . . . . .  2029

- Productos especializados enlatados tales como comidas para bebé y sopas, excepto mariscos . . . . .  2032
- Frutas, vegetales, conservas, mermeladas y jaleas enlatadas . . . . .  2033
- Alimentos congelados y en conserva – *Especifique* . . . . .  2038

- Alimento preparado e ingredientes de alimentos para animales y aves, excepto perros y gatos . . . . .  2048
- Otros productos de molinos de granos – *Especifique* . . . . .  2049

- Pan y otros productos de panadería . . . . .  2051
- Galletas y galletitas . . . . .  2052
- Productos de panadería congelados, excepto pan . . . . .  2053
- Dulces y otros productos de confitería, incluyendo dulces de chocolate . . . . .  2064
- Otros productos de confitería, maníes y nueces – *Especifique* . . . . .  2069

- Aceites y grasas comestibles – *Especifique* . . . . .  2079

- Licores destilados y mezclados . . . . .  2085
- Refrescos embotellados y enlatados . . . . .  2086
- Extractos y emulsiones para dar sabor . . . . .  2087
- Otro tipo de bebida – *Especifique* . . . . .  2089

- Pescados y mariscos enlatados y curados . . . . .  2091
- Café tostado, concentrados y extractos de café . . . . .  2095
- Hielo manufacturado . . . . .  2097
- Otros alimentos preparados y productos análogos – *Especifique* . . . . .  2099

#### Productos de tabaco

- Cigarros . . . . .  2121
- Otros productos de tabaco – *Especifique* . . . . .  2129

### Sección 31. TIPO DE ACTIVIDAD – MANUFACTURA (Continuación)

#### Productos textiles

070

- Fábrica de ropa tejida para uso exterior, tales como abrigos y sudaderas . . . . .  2253
- Telas, alfombras, hilaza e hilo y otros productos de fábricas de tejido – *Especifique* . . . . .  2299

#### Ropa y otros productos terminados hechos de tela y materiales similares

- Gabanes y abrigos para hombres y jovencitos . . . . .  2311
- Camisas para hombres y jovencitos . . . . .  2321
- Ropa interior y ropa de dormir para hombres y jovencitos . . . . .  2322
- Pantalones para hombres y jovencitos . . . . .  2325
- Ropa de trabajo para hombres y jovencitos . . . . .  2326
- Otras prendas de vestir y accesorios para hombres y jovencitos – *Especifique* . . . . .  2329

- Blusas y camisas para señoras y señoritas . . . . .  2331
- Vestidos para señoras y señoritas . . . . .  2335
- Otras prendas de vestir de uso externo para señoras y señoritas – *Especifique* . . . . .  2339

- Ropa interior y de dormir para damas y niños . . . . .  2341
- Sostenes, fajas y prendas de vestir análogas . . . . .  2342
- Vestidos, blusas y camisas para niñas y niños . . . . .  2361
- Otras ropas de niñas y niños para uso externo . . . . .  2369
- Cortinas . . . . .  2391
- Artículos para el hogar . . . . .  2392
- Plisados y bordados . . . . .  2395
- Adornos para automóviles y para ropa . . . . .  2396
- Otra ropa y artículos terminados – *Especifique* . . . . .  2399

#### Madera y productos de madera, excepto muebles

- Aserraderos, tablas para pisos y otros productos especiales de aserraderos – *Especifique* . . . . .  2429

- Taller de productos de madera cubiertos con materiales de metal y plástico . . . . .  2431
- Gabinets de cocina y tocadores de baño de madera . . . . .  2434
- Madera dura y blanda enchapada y contrachapada y estructuras de madera – *Especifique* . . . . .  2439

- Paletas y rampas de madera o de metal y madera . . . . .  2448
- Otros envases de madera – *Especifique* . . . . .  2449

- Preservación de madera . . . . .  2491
- Otros productos de madera – *Especifique* . . . . .  2499

## Parte F - MANUFACTURA (Continuación)

### Sección 31. TIPO DE ACTIVIDAD – MANUFACTURA (Continuación)

#### Muebles y accesorios

- 070
- Muebles de madera, excepto tapizados, para el hogar . . .  2511
- Muebles de madera tapizados para el hogar . . . . .  2512
- Muebles de metal para el hogar . . . . .  2514
- Colchones, bases y camas convertibles . . . . .  2515
- Otros muebles para el hogar – *Especifique* . . . . .  2519

- 
- Muebles de oficina hechos en madera y otros  
muebles de oficina – *Especifique* . . . . .  2529

- 
- Muebles para edificios públicos y otros muebles análogos . .  2531
- Estantes, armarios y accesorios de madera  
para tiendas . . . . .  2541
- Accesorios para oficinas y tiendas, excepto  
de madera . . . . .  2542
- Persianas, toldos de metal, varas y varillas para cortinas . .  2591
- Otros muebles y accesorios – *Especifique* . . . . .  2599

#### Papel y productos análogos

- Fábrica de papel . . . . .  2621
- Fábrica de cartón . . . . .  2631
- Cajas de cartón desarmadas . . . . .  2652
- Cajas de cartón corrugado y de fibra sólida . . . . .  2653
- Cajas de cartón dobladas . . . . .  2657
- Otros envases y cajas de cartón – *Especifique* . . . . .  2659

- 
- Bolsas de papel revestido, de plástico y de aluminio . . . .  2673
- Otros productos de papel y productos  
análogos – *Especifique* . . . . .  2679

#### Impresos, publicaciones e industrias análogas

- Periódicos: publicación o publicación e impresión . . . . .  2711
- Revistas: publicación o publicación e impresión . . . . .  2721
- Libros y folletos: publicación o publicación e impresión . .  2731
- Actividades misceláneas de publicaciones . . . . .  2741
- Impresos comerciales, litográficos . . . . .  2752
- Impresos comerciales, fotograbado . . . . .  2754
- Otros impresos comerciales . . . . .  2759
- Reproducción de formularios . . . . .  2761
- Otras publicaciones e impresos – *Especifique* . . . . .  2799

#### Productos químicos y productos análogos

- Gases industriales y otros productos químicos  
inorgánicos – *Especifique* . . . . .  2819

### Sección 31. TIPO DE ACTIVIDAD – MANUFACTURA (Continuación)

#### Productos químicos y productos análogos (Continuación)

- 070
- Materiales plásticos y resinas . . . . .  2821
- Otros materiales sintéticos y fibras fabricadas,  
excepto vidrio – *Especifique* . . . . .  2829

- 
- Productos químicos medicinales y botánicos . . . . .  2833
- Preparados farmacéuticos para uso veterinario  
y de seres humanos . . . . .  2834
- Sustancias para diagnósticos . . . . .  2835
- Jabón y otros detergentes . . . . .  2841
- Lustradores y productos sanitarios . . . . .  2842
- Agentes limpiadores para superficies . . . . .  2843
- Perfumes, cosméticos y artículos de tocador . . . . .  2844
- Pinturas y productos análogos . . . . .  2851
- Adhesivos y selladores . . . . .  2891
- Otros químicos y preparados químicos – *Especifique* . . . .  2899

#### Refinados de petróleo e industrias análogas

- Productos de petróleo refinado, incluyendo gasolina  
y aceite . . . . .  2911
- Mezcla para la pavimentación de asfalto y bloques . . . . .  2951
- Otros productos de petróleo y carbón – *Especifique* . . . .  2999

#### Productos de goma y de plásticos misceláneos

- Hojas y planchas laminadas en plástico . . . . .  3083
- Botellas plásticas . . . . .  3085
- Otros productos de goma y de plásticos – *Especifique* . . .  3089

#### Cuero y productos de cuero

- Calzado para hombres, excepto atlético . . . . .  3143
- Carteras y bolsas de mujer . . . . .  3171
- Artículos de cuero de uso personal excepto  
carteras y bolsas de mujer . . . . .  3172
- Otros cueros y productos de cuero – *Especifique* . . . . .  3199

#### Productos de piedra, barro, vidrio y concreto

- Productos de vidrio hechos de vidrio comprado . . . . .  3231
- Bloques y ladrillos de hormigón . . . . .  3271
- Productos de hormigón, excepto bloques y ladrillos . . . .  3272
- Hormigón preparado . . . . .  3273
- Piedra cortada y productos de piedra . . . . .  3281
- Otros productos de vidrio, cemento hidráulico, arcilla,  
barro, yeso, cal, abrasivos, asbestos y productos  
minerales no metálicos – *Especifique* . . . . .  3299

## Parte F – MANUFACTURA (Continuación)

### Sección 31. TIPO DE ACTIVIDAD – MANUFACTURA (Continuación)

#### Industrias de metales primarios

- 070
- Alambres, clavos y púas de acero . . . . .  3315
- Fundición de hierro y acero, metales no ferrosos  
y otras industrias de productos de metales  
primarios – *Especifique* . . . . .  3399

#### Fabricación de productos metálicos

- Latas de metal . . . . .  3411
- Equipo de calefacción, excepto eléctrico . . . . .  3433
- Fabricación de metal para estructuras . . . . .  3441
- Puertas, bastidores y molduras de metal . . . . .  3442
- Planchas de metal fabricado (talleres de calderas) . . . . .  3443
- Láminas de metal . . . . .  3444
- Trabajos de metal para arquitectura y decoración . . . . .  3446
- Otros trabajos de metal para estructuras – *Especifique* . . . . .  3449

- Productos de máquinas de tornillos . . . . .  3451
- Tornillos, tuercas, remaches, cerrojos y arandelas . . . . .  3452
- Otros metales moldeados – *Especifique* . . . . .  3469

- Galvanizado y pulido de metales . . . . .  3471
- Productos misceláneos de alambre . . . . .  3496
- Otros productos de metal – *Especifique* . . . . .  3499

#### Maquinaria industrial y comercial y equipo de computadoras

- Troqueles, herramientas, plantillas y accesorios . . . . .  3544
- Otra maquinaria y equipo para trabajo en metal –  
*Especifique* . . . . .  3549

- Computadoras electrónicas . . . . .  3571
- Equipo periférico de computadoras, incluyendo  
impresor, "plotter" y monitores para gráficas . . . . .  3577
- Otro equipo de oficina, incluyendo calculadoras y  
terminales y mecanismos para el almacenamiento  
de datos en computadora – *Especifique* . . . . .  3579

- Equipo de refrigeración (aire acondicionado)  
y calefacción . . . . .  3585
- Otra maquinaria comercial e industrial y equipo de  
computadoras – *Especifique* . . . . .  3599

### Sección 31. TIPO DE ACTIVIDAD – MANUFACTURA (Continuación)

#### Equipos y componentes electrónicos y eléctricos, excepto equipo de computadoras

070

- Generadores, distribuidores y transformadores  
especializados . . . . .  3612
- Dispositivos y cuadros de distribución . . . . .  3613
- Otros aparatos eléctricos industriales – *Especifique* . . . . .  3629

- Enseres para el hogar – *Especifique* . . . . .  3639

- Dispositivos de alambrado conductores de corriente . . . . .  3643
- Otro equipo eléctrico para alumbrado y  
alambrado – *Especifique* . . . . .  3648

- Equipo telefónico y telegráfico . . . . .  3661
- Radio, televisión y otros equipos de comunicación –  
*Especifique* . . . . .  3669

- Tablero de circuito impreso . . . . .  3672
- Bobinas, transformadores y conductores electrónicos . . . . .  3677
- Otros equipos y componentes eléctricos y  
electrónicos – *Especifique* . . . . .  3679

#### Equipo de transportación

- Piezas y accesorios para vehículos de motor . . . . .  3714
- Vehículos de motor y equipo de vehículos de  
motor – *Especifique* . . . . .  3719

- Construcción y reparación de botes . . . . .  3732
- Aviones, barcos y otros medios de transportación; piezas,  
equipo y reparación – *Especifique* . . . . .  3799

#### Instrumentos de medida, análisis y control; artículos fotográficos, médicos y ópticos; relojes

- Instrumentos para medir la corriente eléctrica . . . . .  3825
- Equipo e instrumentos quirúrgicos, médicos y  
de veterinaria . . . . .  3841
- Utensilios y suministros ortopédicos, prostéticos y  
quirúrgicos . . . . .  3842
- Equipo y suministros dentales, aparatos radiográficos, de  
irradiación, electromédicos y electroterapéutico –  
*Especifique* . . . . .  3849

- Artículos oftálmicos (lentes de contacto, espejuelos y  
gafas de sol) . . . . .  3851
- Otros instrumentos de medida, análisis y control; artículos  
fotográficos y ópticos; relojes – *Especifique* . . . . .  3879

**Parte F – MANUFACTURA (Continuación)**

<b>Sección 31. TIPO DE ACTIVIDAD – MANUFACTURA (Continuación)</b>				<b>Sección 34. NOMINA</b>			Millo- nes	Miles	Dóla- res
<b>Industrias manufactureras misceláneas</b> 070				<b>¿Cuál fue la nómina anual, antes de las deducciones, para este establecimiento en 1997?</b>			625		
Joyería, metales preciosos . . . . .	<input type="checkbox"/>	3911		<b>a. Trabajadores de producción</b>			626		
Artículos de plata y electroplata . . . . .	<input type="checkbox"/>	3914		<b>b. Todos los otros empleados</b>					
Materiales para joyeros y trabajo lapidario . . . . .	<input type="checkbox"/>	3915		<b>Sección 35. COSTOS ESCOGIDOS</b>			Millo- nes	Miles	Dóla- res
Joyería de fantasía y novedades de fantasía . . . . .	<input type="checkbox"/>	3961		<b>¿Cuál fue el costo para este establecimiento en 1997 por concepto de materiales y servicios usados?</b>			630		
Cierres, botones, agujas y alfileres . . . . .	<input type="checkbox"/>	3965		<b>a. Electricidad</b>			631		
Rótulos y especialidades publicitarias . . . . .	<input type="checkbox"/>	3993		<b>b. Combustibles usados para calefacción o energía</b>			632		
Otras industrias manufactureras – <i>Especifique</i> . . . . .	<input type="checkbox"/>	3999		<b>c. Labor contratada para la producción</b>			633		
<b>Sección 32. EMBARQUES Y OTROS INGRESOS</b>				<b>d. Trabajos bajo contrato y labor que no es de producción realizados para usted por otros</b>			634		
<b>a. ¿Cuál fue el VALOR DE LOS EMBARQUES de productos hechos en este establecimiento en 1997?</b> (Incluya las transferencias entre plantas.)	Millo- nes	Miles	Dóla- res	<b>e. Artículos comprados y revendidos en la misma condición</b>			635		
	601			<b>f. Materiales, piezas, componentes, envases, etc.</b>					
<b>b. ¿Cuáles fueron los ingresos de TRABAJO POR CONTRATO hecho para clientes con los materiales de los mismos clientes?</b> (Describe los productos en los que trabajó y el tipo de trabajo hecho.)	602			<b>Sección 36. INVENTARIOS</b>					
				<b>a. ¿Tuvo inventarios al final de 1996 ó 1997?</b>					
<b>c. ¿Cuáles fueron los INGRESOS MISCELÁNEOS por –</b>	603			636 1 <input type="checkbox"/> SI – Continúe en la sección 36b					
<b>(1) Ventas de desperdicios y desechos?</b>				2 <input type="checkbox"/> NO – Pase a la sección 37					
<b>(2) Otros ingresos misceláneos (Incluyendo ingresos por trabajos de reparación, etc.)?</b>	604			<b>b. ¿En este establecimiento, están los inventarios sujetos al método de valoración de últimas entradas, primeras salidas (LIFO)?</b>					
<b>d. ¿Cuáles fueron los ingresos por REVENTAS, i.e., ventas de productos comprados y revendidos sin elaboración, manufactura o montaje adicional en este establecimiento?</b>	605			637 1 <input type="checkbox"/> SI – Complete el resto de esta sección					
				2 <input type="checkbox"/> NO – Pase a la sección 36c					
<b>Sección 33. EMPLEO Y HORAS TRABAJADAS</b>				<b>(1) Cantidad sujeta al método de costo LIFO (bruto)</b>			Millo- nes	Miles	Dóla- res
<b>a. ¿Cuántos TRABAJADORES DE PRODUCCION fueron empleados en 1997 durante el periodo de pago que incluyó el 12 de cada mes indicado a continuación?</b> (Incluya empleados permanentes o temporeros, de jornada completa o parcial.)	Número de empleados			FINES DE 1997			FINES DE 1996		
(1) Marzo	610			Millo- nes	Miles	Dóla- res	Millo- nes	Miles	Dóla- res
(2) Mayo	611			638			639		
(3) Agosto	612			<b>(a) Cantidad de la reserva LIFO</b>			640		
(4) Noviembre	613			<b>(b) Valor LIFO de la línea (1) (neto)</b>			641		
<b>b. ¿Cuántos fueron los otros empleados que trabajaron durante el periodo de pago que incluyó el 12 de marzo?</b>	615			<b>(2) Cantidad no sujeta al método de costo LIFO</b>			642		
<b>c. ¿Cuántas horas fueron trabajadas por los TRABAJADORES DE PRODUCCION, por trimestre?</b>	Horas trabajadas			<b>c. ¿Cuál fue el valor TOTAL de todos los inventarios al finalizar los años 1996 y 1997?</b>			FINES DE 1997		
(1) Enero a marzo	616			FINES DE 1996			FINES DE 1996		
(2) Abril a junio	617			Millo- nes	Miles	Dóla- res	Millo- nes	Miles	Dóla- res
(3) Julio a septiembre	618			646			647		
(4) Octubre a diciembre	619			<b>(1) Materiales, suministros, etc.</b>			648		
(5) TOTAL de horas trabajadas (Suma de las líneas (1) hasta la (4))	620			<b>(2) Trabajo en proceso</b>			649		
				<b>(3) Productos terminados</b>			650		
				<b>(4) TOTAL de los inventarios (Suma de las líneas (1) hasta la (3))</b>			651		
				652			653		

**AVISO –** (Sólo para usuarios de LIFO) La suma de las líneas b(1)(a), b(1)(b) y b(2) debe ser igual a la línea c(4).

**Parte F – MANUFACTURA (Continuación)**

<b>Sección 37. DESEMBOLSOS DE CAPITAL</b>	Millo- nes	Miles	Dóla- res
<b>a. ¿Cuáles fueron los desembolsos de capital por edificios y maquinaria USADA en 1997</b> (excluyendo terreno)? (Desembolsos de capital nuevos NO deben ser incluidos en la sección 37a, pero deben ser indicados a continuación en la sección 37b.)	655		
<b>b. ¿Cuáles fueron los desembolsos de capital por edificios y maquinaria NUEVA?</b>	656		
(1) Edificios y otras estructuras (Excluya el terreno.)			
(2) Maquinaria y equipo	657		

**Sección 38. VALOR DE LOS PRODUCTOS EMBARCADOS Y TRABAJO POR CONTRATO REALIZADO SEGUN LA LOCALIZACION DEL CLIENTE**  
**¿Cuál fue el valor total en dólares por concepto de productos hechos y trabajo por contrato realizado en 1997 para clientes en cada una de las siguientes localizaciones?**

Localización del cliente  (1)	Valor de los productos embarcados (2)			Valor del trabajo por contrato (3)		
	Millo- nes	Miles	Dóla- res	Millo- nes	Miles	Dóla- res
<b>a.</b> EE.UU. y territorios (No incluya Puerto Rico y las Islas Vírgenes.)	659			660		
<b>b.</b> Islas Vírgenes	661			662		
<b>c.</b> América Central, Sur América y la Zona del Caribe (No incluya las Islas Vírgenes.)	663			664		
<b>d.</b> Otros lugares del extranjero	665			666		
<b>e.</b> Puerto Rico – <i>Complete las líneas de la f hasta la l a continuación</i>	667			668		

Si usted declaró en la línea e, columnas (2) y (3): **¿Cuál fue la distribución de los embarques o trabajo por contrato para clientes ubicados en Puerto Rico?** (La suma de las líneas f hasta la l debe ser igual a las cifras en la línea e, arriba.)

Clase de cliente  (1)	Valor de los productos embarcados (2)			Valor del trabajo por contrato (3)		
	Millo- nes	Miles	Dóla- res	Millo- nes	Miles	Dóla- res
<b>f.</b> Mayoristas	670			671		
<b>g.</b> Detallistas	672			673		
<b>h.</b> Consumidores domésticos	674			675		
<b>i.</b> Gobierno del Estado Libre Asociado	676			677		
<b>j.</b> Compañías de construcción	678			679		
<b>k.</b> Otros establecimientos manufactureros	680			681		
<b>l.</b> Otros clientes	682			683		

**Sección 39. PREGUNTA ESPECIAL**

Si marcó en la sección 4 el encasillado que indica "Corporación": **¿Cuál de los siguientes tipos de corporación describe mejor a este establecimiento al finalizar 1997? Marque (X) UN solo encasillado.**

685 1  Corporación doméstica  
 2  Corporación no doméstica bajo la sección 936  
 3  Corporación no doméstica bajo la sección 30A  
 4  Otra corporación no doméstica

**PASE A LA PARTE H, PAGINA 18 Y LLENE EL RESTO DEL CUESTIONARIO.**



## Parte G – CONSTRUCCION

### Sección 40. TIPO DE ACTIVIDAD – CONSTRUCCION

a. **Describa el tipo de actividad de construcción PRINCIPAL a la que se dedicó este establecimiento en 1997.**

COMO  
INDICAR  
POR CIENTOS

Indique los porcentajes como números enteros

EJEMPLO: Indique 38.76% como →

Por ciento

**39** %

b. **¿Cuál fue el porcentaje estimado del VALOR TOTAL EN DOLARES DE LOS INGRESOS COMERCIALES (sección 5) en 1997 para cada una de las siguientes actividades?**

#### Actividades de construcción

	Por ciento	
Construcción de edificios en terreno ajeno – contratista general	703	%
Construcción de edificios en terreno propio	704	%
Construcción de carreteras, calles, áreas de estacionamiento, pistas de aterrizaje y trabajo relacionado con la construcción de calles y carreteras	705	%
Construcción pesada, tal como puentes, túneles, alcantarillados y otras líneas de servicio público	706	%
Otro tipo de construcción pesada, tal como petroquímicas y plantas de energía para complejos industriales	707	%
Subdivisión y preparación de terreno propio, para la venta	708	%
Subdivisión y preparación de terreno propio, para arriendo o alquiler	709	%
Subdivisión y preparación de terreno ajeno	710	%

**AVISO:** Los contratistas generales que realizaron cualquiera de los trabajos especializados listados a continuación como parte de un contrato general, NO deberán llenar estos encasillados. Sin embargo, si trabajó como Contratista de Trabajos Especializados en 1997, deberá llenar los encasillados correspondientes.

	Por ciento	
Trabajos de enlucido, "drywall" (paredes en seco), acústica e insulación	711	%
Plomería, calefacción y aire acondicionado	712	%
Techado, alero y láminas metálicas	713	%
Trabajo de carpintería	714	%
Trabajo de hormigón	715	%
Trabajo de electricidad	716	%
Instalación o construcción de equipo para edificios	717	%
Trabajo de excavación	718	%
Instalación y otros trabajos para pisos	719	%
Trabajos con vidrios y vidriería	720	%
Albañilería, colocación de piedras y otros trabajos de piedra	721	%
Pintura y empapelado de paredes	722	%
Construcción de estructuras en acero	723	%

### Sección 40. TIPO DE ACTIVIDAD – CONSTRUCCION (Continuación)

#### Actividades de construcción (Continuación)

	Por ciento	
Contratista de construcción de piscinas	724	%
Trabajo de terrazo, azulejo, mármol y mosaico	725	%
Perforación de pozos de agua	726	%
Trabajo de demolición y destrucción	727	%
Otros tipos de trabajos por contrato – <i>Especifique el tipo</i>	728	%
	729	%
	730	%
<b>Otras actividades que no son de construcción</b>	731	
Servicios de arquitectura e ingeniería	732	%
Alquiler de maquinaria y equipo de construcción	733	%
Comercio al detal – <i>Especifique el tipo</i>	734	%
Venta de terreno	735	%
Comercio al por mayor, manufactura y transportación	736	%
Administración de construcción	737	%
Otras actividades comerciales – <i>Especifique el tipo</i>	738	%
	739	%
<b>TOTAL</b>	<b>100</b>	<b>%</b>

## Parte G - CONSTRUCCION (Continuación)

Sección 41. VALOR DEL NEGOCIO EN DOLARES			Sección 42 TIPOS DE CONSTRUCCION (Continuación)																																																																																									
<b>a. ¿Cuál fue el valor en dólares de todo el trabajo de construcción realizado en 1997?</b> → <table border="1" style="float: right; margin-left: 10px;"> <tr><td style="width: 50px;">Millo-nes</td><td style="width: 50px;">Miles</td><td style="width: 50px;">Dóla-res</td></tr> <tr><td style="text-align: center;">741</td><td style="text-align: center;"> </td><td style="text-align: center;"> </td></tr> <tr><td style="text-align: center;"> </td><td style="text-align: center;"> </td><td style="text-align: center;"> </td></tr> </table> <p><i>INCLUYA -</i></p> <ul style="list-style-type: none"> <li>• Construcción nueva</li> <li>• Ampliaciones y alteraciones o reconstrucción</li> <li>• Contratos por trabajos especializados</li> <li>• Trabajo de mantenimiento y reparación</li> <li>• Desarrollo y mejoramiento de terrenos</li> <li>• Edificios y otras estructuras construidas para la venta, sin incluir el valor del terreno</li> <li>• Instalación y servicio de equipo</li> <li>• Trabajo de construcción por cuenta propia</li> </ul>			Millo-nes	Miles	Dóla-res	741						<table border="1" style="width: 100%; border-collapse: collapse;"> <thead> <tr> <th rowspan="2">Tipos de construcción</th> <th>Por ciento del trabajo de construcción realizado</th> <th colspan="2">Desglose de la columna (a)</th> </tr> <tr> <th>(a)</th> <th>Construcción nueva (b)</th> <th>Trabajo de mantenimiento y reparación (c)</th> </tr> </thead> <tbody> <tr> <td>Otra construcción que no sea construcción de edificios - <i>Especifique</i></td> <td style="text-align: center;">792</td> <td style="text-align: center;">794</td> <td style="text-align: center;">796</td> </tr> <tr> <td></td> <td style="text-align: center;">%</td> <td style="text-align: center;">%</td> <td style="text-align: center;">%</td> </tr> <tr> <td><b>Valor TOTAL</b> del trabajo de construcción realizado (La suma de la columna (b) + la columna (c) debe ser igual a 100%)</td> <td style="text-align: center;"><b>100</b></td> <td style="text-align: center;">798</td> <td style="text-align: center;">800</td> </tr> <tr> <td></td> <td style="text-align: center;">%</td> <td style="text-align: center;">%</td> <td style="text-align: center;">%</td> </tr> </tbody> </table>			Tipos de construcción	Por ciento del trabajo de construcción realizado	Desglose de la columna (a)		(a)	Construcción nueva (b)	Trabajo de mantenimiento y reparación (c)	Otra construcción que no sea construcción de edificios - <i>Especifique</i>	792	794	796		%	%	%	<b>Valor TOTAL</b> del trabajo de construcción realizado (La suma de la columna (b) + la columna (c) debe ser igual a 100%)	<b>100</b>	798	800		%	%	%																																																							
Millo-nes	Miles	Dóla-res																																																																																										
741																																																																																												
Tipos de construcción	Por ciento del trabajo de construcción realizado	Desglose de la columna (a)																																																																																										
	(a)	Construcción nueva (b)	Trabajo de mantenimiento y reparación (c)																																																																																									
Otra construcción que no sea construcción de edificios - <i>Especifique</i>	792	794	796																																																																																									
	%	%	%																																																																																									
<b>Valor TOTAL</b> del trabajo de construcción realizado (La suma de la columna (b) + la columna (c) debe ser igual a 100%)	<b>100</b>	798	800																																																																																									
	%	%	%																																																																																									
<b>b. ¿Cuáles fueron los ingresos obtenidos en 1997 por concepto de otros tipos de negocio que no están indicados en la pregunta anterior?</b> → <table border="1" style="float: right; margin-left: 10px;"> <tr><td style="width: 50px;">Millo-nes</td><td style="width: 50px;">Miles</td><td style="width: 50px;">Dóla-res</td></tr> <tr><td style="text-align: center;">742</td><td style="text-align: center;"> </td><td style="text-align: center;"> </td></tr> <tr><td style="text-align: center;"> </td><td style="text-align: center;"> </td><td style="text-align: center;"> </td></tr> </table> <p><i>INCLUYA -</i></p> <ul style="list-style-type: none"> <li>• Servicios de arquitectura e ingeniería</li> <li>• Alquiler de maquinaria y de equipo</li> <li>• Venta de terreno</li> <li>• Comercio al detal</li> <li>• Otros servicios</li> </ul>			Millo-nes	Miles	Dóla-res	742						<b>Sección 43. EMPLEO Y HORAS TRABAJADAS</b> <p><b>a. ¿Cuántos TRABAJADORES DE CONSTRUCCION fueron empleados en 1997 durante el período de pago que incluyó el 12 de cada mes indicado a continuación?</b></p> <table border="1" style="width: 100%; border-collapse: collapse;"> <thead> <tr> <th></th> <th style="text-align: center;">Número de empleados</th> </tr> </thead> <tbody> <tr> <td>(Incluya empleados permanentes o temporeros, de jornada completa o parcial.)</td> <td style="text-align: center;">825</td> </tr> <tr> <td>(1) Marzo</td> <td style="text-align: center;">826</td> </tr> <tr> <td>(2) Mayo</td> <td style="text-align: center;">827</td> </tr> <tr> <td>(3) Agosto</td> <td style="text-align: center;">828</td> </tr> <tr> <td>(4) Noviembre</td> <td style="text-align: center;">829</td> </tr> </tbody> </table> <p><b>b. ¿Cuántos fueron los otros empleados que trabajaron durante el período de pago que incluyó el 12 de marzo?</b></p> <table border="1" style="width: 100%; border-collapse: collapse;"> <thead> <tr> <th></th> <th style="text-align: center;">Horas trabajadas</th> </tr> </thead> <tbody> <tr> <td>(1) Enero a marzo</td> <td style="text-align: center;">830</td> </tr> <tr> <td>(2) Abril a junio</td> <td style="text-align: center;">831</td> </tr> <tr> <td>(3) Julio a septiembre</td> <td style="text-align: center;">832</td> </tr> <tr> <td>(4) Octubre a diciembre</td> <td style="text-align: center;">833</td> </tr> <tr> <td>(5) <b>TOTAL</b> de horas trabajadas (Suma de las líneas (1) hasta la (4))</td> <td style="text-align: center;">834</td> </tr> </tbody> </table>				Número de empleados	(Incluya empleados permanentes o temporeros, de jornada completa o parcial.)	825	(1) Marzo	826	(2) Mayo	827	(3) Agosto	828	(4) Noviembre	829		Horas trabajadas	(1) Enero a marzo	830	(2) Abril a junio	831	(3) Julio a septiembre	832	(4) Octubre a diciembre	833	(5) <b>TOTAL</b> de horas trabajadas (Suma de las líneas (1) hasta la (4))	834																																																						
Millo-nes	Miles	Dóla-res																																																																																										
742																																																																																												
	Número de empleados																																																																																											
(Incluya empleados permanentes o temporeros, de jornada completa o parcial.)	825																																																																																											
(1) Marzo	826																																																																																											
(2) Mayo	827																																																																																											
(3) Agosto	828																																																																																											
(4) Noviembre	829																																																																																											
	Horas trabajadas																																																																																											
(1) Enero a marzo	830																																																																																											
(2) Abril a junio	831																																																																																											
(3) Julio a septiembre	832																																																																																											
(4) Octubre a diciembre	833																																																																																											
(5) <b>TOTAL</b> de horas trabajadas (Suma de las líneas (1) hasta la (4))	834																																																																																											
<b>Sección 42. TIPOS DE CONSTRUCCION</b> <p><b>¿Cuál fue el porcentaje estimado de la cantidad indicada en la sección 41a (el valor en dólares del trabajo de construcción realizado en 1997) para cada tipo de construcción listado a continuación?</b> (Para cada anotación de la columna (a), indique el porcentaje correspondiente a la construcción nueva (incluya ampliaciones y alteraciones) en la columna (b) y el porcentaje de trabajo de mantenimiento y reparación en la columna (c).)</p> <p><b>AVISO - Columna (b) + columna (c) = columna (a).</b></p> <table border="1" style="width: 100%; border-collapse: collapse;"> <thead> <tr> <th rowspan="2">Tipos de construcción</th> <th>Por ciento del trabajo de construcción realizado</th> <th colspan="2">Desglose de la columna (a)</th> </tr> <tr> <th>(a)</th> <th>Construcción nueva (b)</th> <th>Trabajo de mantenimiento y reparación (c)</th> </tr> </thead> <tbody> <tr> <td><b>CONSTRUCCION DE EDIFICIOS</b></td> <td style="text-align: center;">744</td> <td style="text-align: center;">746</td> <td style="text-align: center;">748</td> </tr> <tr> <td>Casas unifamiliares (separadas, unidas y "townhouses")</td> <td style="text-align: center;">%</td> <td style="text-align: center;">%</td> <td style="text-align: center;">%</td> </tr> <tr> <td>Edificios de apartamentos y otros edificios residenciales</td> <td style="text-align: center;">750</td> <td style="text-align: center;">752</td> <td style="text-align: center;">754</td> </tr> <tr> <td></td> <td style="text-align: center;">%</td> <td style="text-align: center;">%</td> <td style="text-align: center;">%</td> </tr> <tr> <td>Edificios industriales y almacenes</td> <td style="text-align: center;">756</td> <td style="text-align: center;">758</td> <td style="text-align: center;">760</td> </tr> <tr> <td></td> <td style="text-align: center;">%</td> <td style="text-align: center;">%</td> <td style="text-align: center;">%</td> </tr> <tr> <td>Edificios comerciales (bancos, oficinas, tiendas, restaurantes, garajes públicos, estaciones de servicio automovilístico y edificios para actividades recreativas)</td> <td style="text-align: center;">762</td> <td style="text-align: center;">764</td> <td style="text-align: center;">766</td> </tr> <tr> <td></td> <td style="text-align: center;">%</td> <td style="text-align: center;">%</td> <td style="text-align: center;">%</td> </tr> <tr> <td>Otros edificios no residenciales - <i>Especifique</i></td> <td style="text-align: center;">768</td> <td style="text-align: center;">770</td> <td style="text-align: center;">772</td> </tr> <tr> <td></td> <td style="text-align: center;">%</td> <td style="text-align: center;">%</td> <td style="text-align: center;">%</td> </tr> <tr> <td><b>OTRA CONSTRUCCION QUE NO SEA DE EDIFICIOS</b></td> <td style="text-align: center;">774</td> <td style="text-align: center;">776</td> <td style="text-align: center;">778</td> </tr> <tr> <td>Carreteras, calles y otros trabajos relacionados</td> <td style="text-align: center;">%</td> <td style="text-align: center;">%</td> <td style="text-align: center;">%</td> </tr> <tr> <td>Puentes, túneles y carreteras elevadas</td> <td style="text-align: center;">780</td> <td style="text-align: center;">782</td> <td style="text-align: center;">784</td> </tr> <tr> <td></td> <td style="text-align: center;">%</td> <td style="text-align: center;">%</td> <td style="text-align: center;">%</td> </tr> <tr> <td>Acueductos, alcantarillados, tuberías y vías para la transmisión de energía y comunicación</td> <td style="text-align: center;">786</td> <td style="text-align: center;">788</td> <td style="text-align: center;">790</td> </tr> <tr> <td></td> <td style="text-align: center;">%</td> <td style="text-align: center;">%</td> <td style="text-align: center;">%</td> </tr> </tbody> </table>			Tipos de construcción	Por ciento del trabajo de construcción realizado	Desglose de la columna (a)		(a)	Construcción nueva (b)	Trabajo de mantenimiento y reparación (c)	<b>CONSTRUCCION DE EDIFICIOS</b>	744	746	748	Casas unifamiliares (separadas, unidas y "townhouses")	%	%	%	Edificios de apartamentos y otros edificios residenciales	750	752	754		%	%	%	Edificios industriales y almacenes	756	758	760		%	%	%	Edificios comerciales (bancos, oficinas, tiendas, restaurantes, garajes públicos, estaciones de servicio automovilístico y edificios para actividades recreativas)	762	764	766		%	%	%	Otros edificios no residenciales - <i>Especifique</i>	768	770	772		%	%	%	<b>OTRA CONSTRUCCION QUE NO SEA DE EDIFICIOS</b>	774	776	778	Carreteras, calles y otros trabajos relacionados	%	%	%	Puentes, túneles y carreteras elevadas	780	782	784		%	%	%	Acueductos, alcantarillados, tuberías y vías para la transmisión de energía y comunicación	786	788	790		%	%	%	<b>Sección 44. NOMINA</b> <table border="1" style="width: 100%; border-collapse: collapse;"> <thead> <tr> <th></th> <th>Millo-nes</th> <th>Miles</th> <th>Dóla-res</th> </tr> </thead> <tbody> <tr> <td><b>¿Cuál fue la nómina anual, antes de las deducciones, para este establecimiento en 1997?</b></td> <td style="text-align: center;">835</td> <td style="text-align: center;"> </td> <td style="text-align: center;"> </td> </tr> <tr> <td><b>a. Trabajadores de construcción</b></td> <td style="text-align: center;"> </td> <td style="text-align: center;"> </td> <td style="text-align: center;"> </td> </tr> <tr> <td><b>b. Todos los otros empleados</b></td> <td style="text-align: center;">836</td> <td style="text-align: center;"> </td> <td style="text-align: center;"> </td> </tr> </tbody> </table>				Millo-nes	Miles	Dóla-res	<b>¿Cuál fue la nómina anual, antes de las deducciones, para este establecimiento en 1997?</b>	835			<b>a. Trabajadores de construcción</b>				<b>b. Todos los otros empleados</b>	836		
Tipos de construcción	Por ciento del trabajo de construcción realizado	Desglose de la columna (a)																																																																																										
	(a)	Construcción nueva (b)	Trabajo de mantenimiento y reparación (c)																																																																																									
<b>CONSTRUCCION DE EDIFICIOS</b>	744	746	748																																																																																									
Casas unifamiliares (separadas, unidas y "townhouses")	%	%	%																																																																																									
Edificios de apartamentos y otros edificios residenciales	750	752	754																																																																																									
	%	%	%																																																																																									
Edificios industriales y almacenes	756	758	760																																																																																									
	%	%	%																																																																																									
Edificios comerciales (bancos, oficinas, tiendas, restaurantes, garajes públicos, estaciones de servicio automovilístico y edificios para actividades recreativas)	762	764	766																																																																																									
	%	%	%																																																																																									
Otros edificios no residenciales - <i>Especifique</i>	768	770	772																																																																																									
	%	%	%																																																																																									
<b>OTRA CONSTRUCCION QUE NO SEA DE EDIFICIOS</b>	774	776	778																																																																																									
Carreteras, calles y otros trabajos relacionados	%	%	%																																																																																									
Puentes, túneles y carreteras elevadas	780	782	784																																																																																									
	%	%	%																																																																																									
Acueductos, alcantarillados, tuberías y vías para la transmisión de energía y comunicación	786	788	790																																																																																									
	%	%	%																																																																																									
	Millo-nes	Miles	Dóla-res																																																																																									
<b>¿Cuál fue la nómina anual, antes de las deducciones, para este establecimiento en 1997?</b>	835																																																																																											
<b>a. Trabajadores de construcción</b>																																																																																												
<b>b. Todos los otros empleados</b>	836																																																																																											
<b>Sección 45. TRABAJOS DE CONSTRUCCION OTORGADOS A SUBCONTRATISTAS</b> <p><b>¿Cuál fue el costo por concepto de trabajos de construcción subcontratados a otros contratistas de construcción para este establecimiento en 1997?</b> (Incluya los trabajos de construcción realizados por empresas manufactureras y el valor de los materiales vendidos a los subcontratistas.)</p> <table border="1" style="width: 100%; border-collapse: collapse;"> <thead> <tr> <th></th> <th>Millo-nes</th> <th>Miles</th> <th>Dóla-res</th> </tr> </thead> <tbody> <tr> <td></td> <td style="text-align: center;">837</td> <td style="text-align: center;"> </td> <td style="text-align: center;"> </td> </tr> <tr> <td></td> <td style="text-align: center;"> </td> <td style="text-align: center;"> </td> <td style="text-align: center;"> </td> </tr> </tbody> </table>				Millo-nes	Miles	Dóla-res		837							<table border="1" style="width: 100%; border-collapse: collapse;"> <thead> <tr> <th></th> <th>Millo-nes</th> <th>Miles</th> <th>Dóla-res</th> </tr> </thead> <tbody> <tr> <td></td> <td style="text-align: center;">837</td> <td style="text-align: center;"> </td> <td style="text-align: center;"> </td> </tr> <tr> <td></td> <td style="text-align: center;"> </td> <td style="text-align: center;"> </td> <td style="text-align: center;"> </td> </tr> </tbody> </table>				Millo-nes	Miles	Dóla-res		837																																																																					
	Millo-nes	Miles	Dóla-res																																																																																									
	837																																																																																											
	Millo-nes	Miles	Dóla-res																																																																																									
	837																																																																																											

**Parte G – CONSTRUCCION (Continuación)**

Sección 46. COSTOS ESCOGIDOS	Millo-	Miles	Dóla-
	nes		res
<b>¿Cuál fue el costo por concepto de materiales y servicios usados para este establecimiento en 1997?</b>	838		
a. <u>Electricidad</u>			
b. <u>Gasolina, combustible diesel y gasohol</u>	839		
c. <u>Otros combustibles para calefacción o energía tales como gas natural, y lubricantes, aceites y grasas.</u>	840		
d. <u>Comunicación y reparación de maquinaria, equipo, edificios y otras estructuras</u>	841		
e. <u>Alquiler o arrendamiento de maquinaria y equipo de construcción, equipo de transportación, edificios y otras estructuras, equipo de oficina y accesorios (No incluya los pagos por trabajos subcontratados.)</u>	842		
f. <u>Materiales, componentes y suministros</u>	843		

Sección 47. TRABAJOS REALIZADOS PARA OTROS CONTRATISTAS O CONSTRUCTORES	
<b>¿Realizó este establecimiento algún trabajo para otros contratistas o constructores en 1997?</b>	Por ciento
853 <input type="checkbox"/> SI – <i>Estime qué porcentaje del valor en dólares de los trabajos de construcción realizados (sección 41a) en 1997 corresponde a dicho trabajo.</i>	854
<input type="checkbox"/> NO	%

Sección 48. PROPIEDAD DE PROYECTOS DE CONSTRUCCION	
<b>¿Cuál fue el porcentaje estimado del valor en dólares de los trabajos de construcción realizados (sección 41a) correspondiente a proyectos gubernamentales y privados en 1997?</b>	Por ciento
a. <u>Construcción propiedad del gobierno (Federal, Estado Libre Asociado o municipal)</u>	855
b. <u>Construcción propiedad privada</u>	%
c. <b>Valor TOTAL</b> del trabajo de construcción realizado (sección 41a) en 1997	<b>100</b> %

Sección 49. BIENES, GASTOS DE CAPITAL Y DEPRECIACION	Edificios, remolques en el local de construcción, ampliaciones e instalaciones relacionadas, sin incluir el terreno (1)			Maquinaria, equipo y vehículos (2)		
	Millo-nes	Miles	Dóla-res	Millo-nes	Miles	Dóla-res
a. <b>¿Cuál fue el valor BRUTO de los bienes depreciables</b> (usualmente, el costo original) <b>a PRINCIPIOS de 1997?</b>	857			858		
b. <b>¿Cuáles fueron los gastos de capital por automóviles, camiones, etc.</b> (para ser usados principalmente en carreteras) <b>NUEVOS en 1997?</b>				859		
c. <b>¿Cuáles fueron los gastos de capital por edificios, maquinaria y vehículos NUEVOS para los proyectos de construcción en 1997?</b>	860			861		
d. <b>¿Cuáles fueron los gastos de capital por edificios y maquinaria USADA en 1997?</b> (Incluya automóviles, camiones, etc. usados.)	862			863		
e. <b>¿Cuál fue el valor BRUTO de bienes depreciables vendidos, retirados, desechados, etc. en 1997?</b>	864			865		
f. <b>¿Cuál fue el valor bruto de bienes depreciables al FINALIZAR el 1997?</b> (La suma de a + b + c + d - e)	866			867		
g. <b>¿Cuáles fueron los cargos por depreciación en 1997?</b>	868			869		

**PASE A LA PARTE H, PAGINA 18, Y LLENE EL RESTO DEL CUESTIONARIO**

## Parte H – TODOS LOS ESTABLECIMIENTOS

### Sección 50. PROPIEDAD, CONTROL Y LOCALIZACION DEL NEGOCIO

**AVISO** – Conteste esta sección únicamente si su Número de Archivo del Censo (CFN) que aparece en la etiqueta de este cuestionario empieza con cero. Si el Número de Archivo no empieza con cero, pase a la sección 52.

**a. ¿Tiene otra compañía control o derechos de propiedad sobre esta compañía?**

097 1  SI   
 2  NO

ANOTE EL NOMBRE, DIRECCION Y CODIGO POSTAL DE LA COMPAÑIA QUE TIENE DERECHOS DE PROPIEDAD

Nombre \_\_\_\_\_

Dirección \_\_\_\_\_

EIN (9 dígitos)

--	--	--	--	--	--	--	--	--	--	--	--	--

**b. ¿Tiene esta compañía control o derechos de propiedad sobre alguna otra compañía? Si necesita más espacio, continúe en la sección para COMENTARIOS (sección 51).**

098 1  SI   
 2  NO

ANOTE EL NOMBRE, DIRECCION Y CODIGO POSTAL DE LA COMPAÑIA SOBRE LA CUAL TIENE CONTROL O DERECHOS DE PROPIEDAD

Nombre \_\_\_\_\_

Dirección \_\_\_\_\_

EIN (9 dígitos)

--	--	--	--	--	--	--	--	--	--	--	--	--

**c. ¿Estuvo activa esta compañía en más de un local durante 1997?**

**AVISO** – Los locales que no están administrados a tiempo completo por al menos un empleado cubierto bajo este EIN, NO DEBEN indicarse por separado. Incluya los datos de estos locales con los datos indicados para el local principal.

- SI – Anote los locales adicionales a continuación y proporcione la información que se solicita. Si necesita más espacio, continúe en la sección para COMENTARIOS (sección 51).
- NO – Pase a la sección 52

Número y calle	EIN (9 dígitos)		Ventas e ingresos →	Millo-	Miles	Dóla-	Número de empleados durante el período de pago que incluyó el 12 de marzo de 1997	¿Están incluidas estas cifras en la página 2 de este informe?
				nes		res		
1 Municipio	Tipo de negocio en esta localización			081			083	085 1 <input type="checkbox"/> SI 2 <input type="checkbox"/> NO
			Nómina anual →	082				
2 Municipio	Tipo de negocio en esta localización			081			083	085 1 <input type="checkbox"/> SI 2 <input type="checkbox"/> NO
			Nómina anual →	082				

**Sección 51. COMENTARIOS** – Favor de utilizar este espacio para dar cualquier explicación que considere necesaria para poder entender los datos que usted ha proporcionado.

**Sección 52. CERTIFICACION** – Este informe es sustancialmente preciso y ha sido preparado de acuerdo con las instrucciones.

Nombre de la persona a quien consultar con respecto a este informe – Utilice letra de imprenta				Período que cubre este informe →	DE: Mes	Año	A: Mes	Año
Teléfono →	Código de área	Número	Extensión	Firma de la persona que preparó este informe				Fecha

## LINEAS DE PRODUCTOS DEL COMERCIO AL POR MAYOR

CODIGO	LINEA DE PRODUCTO	CODIGO	LINEA DE PRODUCTO
<b>0140</b>	Camiones y tractores	<b>2460</b>	Otros materiales industriales
<b>0250</b>	Equipo para el mercadeo de productos petroleros	<b>2500</b>	Equipo y artículos de salones de belleza y barbería
<b>0420</b>	Muebles para oficinas y negocios	<b>2520</b>	Equipo y materiales para conserjes
<b>0500</b>	Porcelana, cristalería, loza y utensilios domésticos plásticos para el hogar	<b>2530</b>	Equipo y materiales de lavandería y de limpieza en seco (dry cleaning)
<b>0530</b>	Superficies para pisos	<b>2540</b>	Otro equipo y material de establecimientos de servicios
<b>0540</b>	Otros artículos para el hogar	<b>2600</b>	Equipo y material de aviación y aeronáutica
<b>0720</b>	Materiales para techar, para trabajos con tablas de forro, de aislamiento y para canales de desagüe	<b>2620</b>	Maquinaria, equipo y materiales para industrias navieras
<b>0730</b>	Vidrios (Excluya automóviles.)	<b>2630</b>	Otro equipo y material de transportación
<b>0740</b>	Otros materiales de construcción	<b>2700</b>	Artículos y materiales para recreación y deportes
<b>0800</b>	Equipo y materiales fotográficos	<b>2800</b>	Juguetes y artículos y materiales para "hobbies"
<b>0920</b>	Equipo de computadora nuevo	<b>2900</b>	Desperdicios de metales ferrosos
<b>0930</b>	Equipo de computadora usado	<b>2920</b>	Desperdicios de metales no ferrosos
<b>0950</b>	Programas ("software") de computadoras - en existencias	<b>2940</b>	Desechos, excepto metal
<b>0960</b>	Equipo y suministros para restaurantes y hoteles	<b>3000</b>	Prendas, relojes, diamantes y otras piedras preciosas y metales (incluya cubiertos de plata.)
<b>0970</b>	Máquinas y equipo para tiendas	<b>3100</b>	Instrumentos y artículos musicales
<b>1030</b>	Artículos ópticos y oftálmicos	<b>3120</b>	Productos forestales, excepto madera
<b>1020</b>	Suministros dentales	<b>3150</b>	Otros artículos duraderos
<b>1040</b>	Artículos religiosos y escolares	<b>3200</b>	Papel de escribir y papel de imprenta
<b>1050</b>	Otro equipo y material profesional	<b>3300</b>	Objetos de escritorio, artículos de oficina y tarjetas de felicitación
<b>1100</b>	Metales ferrosos	<b>3400</b>	Papel para uso industrial y personal
<b>1230</b>	Metales no ferrosos	<b>3600</b>	Telas y tejidos
<b>1300</b>	Carbón y coque	<b>3700</b>	Mercería y ropa de casa (manteles, sábanas, fundas para almohadas y toallas)
<b>1320</b>	Otros minerales y metalíferos	<b>5000</b>	Ganado, cerdos, ovejas y cabras
<b>1650</b>	Equipo de comunicación electrónico	<b>5100</b>	Cuero y pieles
<b>1660</b>	Equipo electrónico para medición y probación, excepto automotriz	<b>5120</b>	Tabaco en rama
<b>1900</b>	Equipo y materiales para calefacción y acondicionamiento de aire	<b>5130</b>	Lana, estambre y mohair (tela de angora)
<b>2000</b>	Equipo y materiales de refrigeración	<b>5140</b>	Otros productos agrícolas (incomestibles)
<b>2100</b>	Maquinaria, equipo y piezas para construcción y minería	<b>5200</b>	Algodón
<b>2200</b>	Maquinaria, equipo y piezas para la agricultura	<b>5320</b>	Gases industriales
<b>2220</b>	Maquinaria, equipo y piezas para jardinería	<b>5500</b>	Petróleo crudo
<b>2230</b>	Maquinaria, equipo y piezas para el procesamiento de alimentos	<b>5800</b>	Materiales agrícolas
<b>2330</b>	Maquinaria, equipo y piezas para la metalurgia	<b>5900</b>	Tabaco y productos tabaqueros
<b>2340</b>	Equipo y piezas para el manejo de materiales	<b>6110</b>	Flores y materiales para floristerías
<b>2350</b>	Maquinaria, equipo y materiales para refinerías de petróleo, pozos petroleros y oleoductos	<b>6120</b>	Artesanía (Incluya artículos de regalo, novedades y "souvenirs.")
<b>2360</b>	Otra maquinaria, equipo y piezas de carácter industrial	<b>6130</b>	Sacos de tela y arpillera
<b>2370</b>	Equipo de transmisión de fuerza motriz	<b>6140</b>	Pelucas, hilo y productos de cuero
		<b>6150</b>	Otros productos perecederos

# HOJA DE INFORMACION

## CENSO ECONOMICO DE PUERTO RICO

Los censos económicos incluyen establecimientos que se dedican a las siguientes actividades:

**Comercio al por mayor** – Venta de mercancía al por mayor a comerciantes detallistas, usuarios industriales e institucionales y otros consumidores no domésticos.

**Comercio al detal** – Venta de mercancía para consumo personal o familiar y a prestar servicios relacionados con la venta de los artículos.

**Servicios** – Prestar una amplia variedad de servicios a individuos, establecimientos comerciales y de gobierno y otras organizaciones. Los hoteles, moteles y otros lugares de alojamiento son parte del sector de servicios.

**Manufactura** – Fabricación, elaboración y montaje de las piezas que componen los productos.

**Construcción** – Construcción nueva y original; ampliaciones, alteraciones, rehabilitación, remodelación o reconstrucción realizadas por contratistas generales, constructores que trabajan por cuenta propia y contratistas de construcción pesada; y trabajo de mantenimiento, reparación y servicio realizado por electricistas, plomeros, carpinteros, etc.

Si usted **NO** se dedica a estos tipos de actividades, **LLENE LAS SECCIONES 1 HASTA LA 8 Y FIRME EL CUESTIONARIO (sección 52), página 18.**

### QUIENES DEBEN LLENAR EL CUESTIONARIO

Toda firma que reciba un cuestionario del censo está obligada a llenar y devolver un cuestionario aparte para cada uno de sus establecimientos.

### DEFINICION DE ESTABLECIMIENTO

Un establecimiento es definido como una sola ubicación física donde se llevan a cabo actividades comerciales o se realizan operaciones industriales.

### INSTRUCCIONES GENERALES

- Los respondedores no están obligados a proveer respuestas a encuestas, a menos que el cuestionario muestre un número válido de la OMB (Office of Management and Budget). El número de la OMB se encuentra a la izquierda sobre el bloque titulado "Para uso del censo".
- Si el establecimiento cesó operaciones durante 1997, (fue cerrado, vendido o arrendado a otra compañía), llene el cuestionario basado en el tiempo que el establecimiento estuvo operando en 1997.
- Si necesita más espacio para llenar alguna sección, utilice la sección para comentarios al final del cuestionario (si aplica) o adjunte una hoja separada. Si añade hojas adicionales, escriba el Número de Archivo del Censo (CFN) y el número de la sección en la parte superior de cada hoja.
- Favor de retener una copia del cuestionario en sus archivos una vez sea llenado.

### Instrucciones Para Secciones Escogidas:

#### ◆ Parte A – INFORMACION GENERAL

##### Sección 2. UBICACION FISICA

Parte a:

Llene esta parte si la dirección que aparece en la etiqueta que se encuentra en la portada del cuestionario es diferente a la ubicación física de este establecimiento.

Parte b:

Identifique siempre el municipio donde está localizado este establecimiento independientemente de su respuesta en la parte a.

##### Sección 5. VOLUMEN DEL NEGOCIO EN DOLARES

SU RESPUESTA ES ESTRICTAMENTE CONFIDENCIAL. Su informe se utilizará únicamente para desarrollar estadísticas sumarias. NO PUEDE SER UTILIZADO EN ASUNTOS RELACIONADOS CON CONTRIBUCIONES, INVESTIGACIONES O ACCIONES REGLAMENTARIAS.

Incluya:

- Ingreso bruto de la mercancía vendida, servicios prestados y trabajo de construcción realizado en 1997, aunque el pago de los mismos no se haya recibido en 1997.

- Valor total de todos los productos expedidos. Incluya los productos enviados a otras plantas, sucursales de venta, tiendas al por menor o almacenes de su compañía y los productos en consignación.
- Valor actual de la compensación recibida que no fue pagada al contado.
- Cantidades recibidas por concepto de trabajo, aunque el mismo haya sido subcontratado a otros.
- Comisiones, honorarios y otros ingresos de operación para **industrias de servicio** que prestan servicios a comisión, tales como agencias de viaje y agencias de publicidad. NO incluya el valor bruto de las ventas o de las facturas despachadas.
- Valor corriente de las ventas de productos vendidos en lugar de las comisiones recibidas por comerciantes **mayoristas y detallistas** que venden mercancía a consignación o a comisión.
- Ingresos por entrega, instalación, mantenimiento, reparación, alteración, alquiler de equipo, almacenaje y otros servicios y actividades.

No incluya:

- Impuestos sobre ventas y otros impuestos recaudados directamente de los clientes y pagados directamente a agencias de impuestos del Estado Libre Asociado o del Gobierno Federal.
- Ingresos no derivados de las operaciones del negocio, tales como inversiones, alquiler o venta de bienes raíces e intereses.
- Ventas e ingresos de departamentos o concesiones administradas por otras compañías.
- Comisiones recibidas de máquinas vendedoras (vending machines) operadas por otros.
- Valor de los productos hechos a base de comisión u honorarios para otros.
- Valor de los productos comprados y vendidos o transferidos de otros establecimientos **de su compañía** y vendidos sin elaboración adicional.
- Valor de los artículos devueltos.

### Sección 6. NOMINA

Las definiciones son las mismas que se usan en la Declaración Trimestral del Patrono Sobre la Contribución Federal al Seguro Social y Seguro Medicare, formulario 941-PR del Servicio Federal de Rentas Internas (IRS).

Incluya:

- Salarios, sueldos, propinas, vacaciones pagadas, bonos, comisiones y otras compensaciones pagadas a empleados durante 1997, estén o no sujetas a contribuciones sobre ingresos o a los impuestos establecidos bajo la Ley Federal de Contribuciones de Seguros (FICA).
- Salarios de los oficiales y ejecutivos de una corporación.

No incluya:

- Fondos pagados o retirados por los dueños o socios de firmas no incorporadas.
- Pensiones anuales o indemnizaciones suplementarias por desempleo, aunque se hayan retenido las contribuciones sobre ingresos.

### Sección 7. EMPLEO

Incluya:

Parte a:

- Empleados de jornada completa y parcial que figuraban en la nómina durante el período de pago que incluyó el 12 de marzo de 1997.

## Sección 7. EMPLEO – CONTINUACION

Incluya:

Parte a:

- Oficiales y ejecutivos asalariados de una corporación.
- Empleados ausentes que recibieron pago por vacaciones, enfermedad y días feriados.

Parte b:

Propietarios y socios de una compañía no incorporada que trabajaron 15 o más horas durante la semana del 12 de marzo de 1997.

Parte c:

Trabajadores de familia no remunerados de una compañía no incorporada que trabajaron 15 o más horas durante la semana del 12 de marzo de 1997.

## ◆ Parte B – COMERCIO AL POR MAYOR

### Sección 10. TIPO DE OPERACION

- Comerciante mayorista** – Establecimiento que se dedica a comprar y vender mercancía producida por otras firmas, por su propia cuenta.
- Oficina o sucursal de ventas del fabricante** – Establecimiento que pertenece o que está afiliado a una compañía manufacturera por su compañía matriz en Puerto Rico, Estados Unidos o territorios.
- Corredor, agente y vendedor a comisión** – Establecimiento que se dedica a comprar y vender mercancía como agencia, comisionista o corredor para otros, en vez de trabajar por cuenta propia.

### Sección 11. EMPLEO SEGUN LA ACTIVIDAD PRINCIPAL

Parte a:

Indique el número de empleados que se dedicaron a las ventas, vendedores ambulantes, vendedores en camiones y vendedores que trabajan desde sus hogares.

Parte c:

Esta categoría no aplica a compañías de un solo establecimiento. Si su compañía tiene más de un establecimiento, indique el número de empleados que proporcionaron servicios a otros establecimientos de esta compañía.

Parte d:

Indique en la línea b, el número de empleados que participaron en la distribución, clasificación, embalaje y otras actividades similares.

La suma de las líneas a hasta la e debe ser igual a la sección 7a.

### Sección 12. CLASE DE CLIENTE

Parte a:

Incluya ventas a agricultores para la producción agrícola solamente.

Parte b:

Incluya ventas para propósitos de construcción solamente.

Parte c:

Incluya ventas a compradores fuera de Puerto Rico solamente.

Parte h:

Incluya ventas a laboratorios, instituciones, empresas de servicio público, empresas dedicadas a prestar servicios y otros usuarios que normalmente compran mercancía para usarla en el negocio en vez de revenderla.

Parte i:

Incluya las ventas hechas al Gobierno Federal (incluyendo las fuerzas armadas, tiendas militares, la Administración General de Servicios, la Imprenta del Gobierno de los

EE.UU. y otras agencias), al Gobierno del Estado Libre Asociado y a los gobiernos municipales.

## Sección 13. GASTOS DE OPERACION

Incluya:

- Total de la nómina anual indicada en la sección 6a.
- Suplementos sobre sueldos y salarios.
- Pagos de impuestos y permisos para vender licor y tabaco.
- Cargos por depreciación en 1997, incluyendo cargos por depreciación de equipo obtenido a través de un contrato de capital o pago completo o equipo alquilado a otros a través de un contrato de operación.
- Pagos de arriendo y alquiler hechos en 1997, por concepto de equipo alquilado bajo contrato.
- Gastos de publicidad.
- Comisiones pagadas a otros.
- Artículos de oficina, gastos de correo, envío y materiales para empacar.
- Costo del trabajo realizado bajo contrato por otros.
- Otros gastos (tales como, almacenaje, reparaciones, deudas irrecuperables, robos y pérdidas por daño).

No incluya:

- Costo de la mercancía vendida.
- Impuestos sobre ingresos.
- Impuestos sobre ventas y otros impuestos recaudados directamente de clientes y pagados directamente a agencias de impuestos del Estado Libre Asociado o del Gobierno Federal.
- Gastos por el pago de intereses.
- Fondos pagados o retirados por los propietarios y socios de una firma no incorporada.
- Gastos de arriendo por mercancía obtenida a través de un contrato de capital, financiamiento o pago completo.

## Sección 14. VOLUMEN DEL NEGOCIO EN DOLARES

Parte b:

Indique el valor actual de los productos comprados y vendidos por otros, de los que obtuvo honorarios como agencia, corredor o comisionista. Si no puede obtener esta cifra, haga un estimado dividiendo el total de las comisiones recibidas entre el porcentaje a cobrar por las actividades relacionadas con las ventas.

Parte d:

Indique qué porcentaje del total de las ventas (según lo indicó en la sección 5) se debe a los productos extraídos o manufacturados en EE.UU., Puerto Rico o los territorios de EE.UU. por su compañía.

Parte e:

Indique el valor actual de los artículos transferidos (con facturas) a otros establecimientos de esta compañía.

## Sección 15. INVENTARIOS

Indique el valor total de todos los inventarios de este establecimiento al finalizar 1997 en base al costo o al valor actual, usando los métodos de contabilidad que se aceptan generalmente. Las cifras deben ser indicadas como aparecen en los libros de contabilidad. No incluya los inventarios ajenos que administraba este establecimiento.

Para obtener los inventarios sujetos al costo LIFO, utilice la suma de la cantidad LIFO, más la reserva LIFO para llenar la sección 15c.

## Sección 17. LINEAS DE PRODUCTOS

Si existe alguna otra mercancía no listada que haya contribuido el uno por ciento o más del total de las ventas, refiérase a la lista de Líneas de Productos del Comercio al por Mayor en la página 19 del cuestionario. Anote el producto, el código correspondiente y el por ciento del total de las ventas.

Indique en la línea para "Ingresos por servicios prestados y costo de la mano de obra" (Código 9700), los ingresos por concepto de construcción, entrega, instalación, contratos de servicio y actividades misceláneas incluidos en la sección 5.

## ◆ Parte C – COMERCIO AL DETAL

### Sección 19. ESPACIO BAJO TECHO -- Tiendas por Departamento, de Variedad, Supermercados y Farmacias SOLAMENTE.

Incluya:

- Sólo el espacio usado o controlado por este establecimiento.
- Todo el espacio ocupado por este establecimiento en cada piso de edificios de varios pisos.

#### ESPACIO TOTAL:

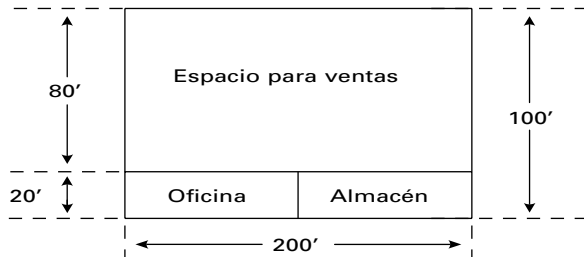
Anote el **total** de pies cuadrados de espacio bajo techo disponible al finalizar 1997. Incluya espacio para almacenamiento general, espacio refrigerado, oficinas, talleres, vidrieras y pasillos de entrada. No incluya espacio fuera del edificio, aunque esté bajo techo.

#### ESPACIO BAJO TECHO UTILIZADO PARA LA VENTA DE MERCANCIA

Anote los pies cuadrados de espacio utilizado para la **venta** de mercancía dentro de la tienda al finalizar 1997. Incluya todas las áreas de la tienda abiertas al público, incluyendo pasillos, elevadores, etc. No incluya vitrinas que den a la calle, pasillos de entrada u otro espacio fuera del edificio.

EJEMPLO — Cómo computar el espacio en pies cuadrados:

- (1) Total del espacio bajo techo es: 200 pies x 100 pies = 20,000 pies cuadrados
- (2) Espacio bajo techo para la venta de mercancía es: 200 pies x 80 pies = 16,000 pies cuadrados



## Sección 23. LINEAS DE MERCANCIA

Indique en la línea para "Ingresos no relacionados con mercancía, recibidos de clientes" (Código 9900), los ingresos recibidos por servicios prestados y por servicios contratados que fueron incluidos en la sección 5.

**NO INCLUYA las ventas de departamentos arrendados o concesiones administradas dentro de este establecimiento por otras compañías.**

## ◆ Parte D – SERVICIOS

No hay instrucciones adicionales para las secciones que aparecen en la Parte D.

## ◆ Parte E – HOTELES, MOTEL Y OTROS LUGARES DE ALOJAMIENTO

No hay instrucciones adicionales para las secciones que aparecen en la Parte E.

## ◆ Parte F – MANUFACTURA

### Sección 32. EMBARQUES Y OTROS INGRESOS

Para la definición del volumen del negocio en dólares, refiérase a las instrucciones para la sección 5.

La suma de las líneas a hasta la d debe ser igual a la sección 5.

### Sección 33. EMPLEO Y HORAS TRABAJADAS

Para la definición de empleo, refiérase a las instrucciones para la sección 7.

Parte a:

Indique el número de trabajadores de producción, hasta el nivel de capataz, que se dedicaron a la elaboración, montaje, envío (pero no entrega), conducir camiones que hacen entregas de hormigón mezclado y otros servicios relacionados.

Parte b:

Indique el resto de los empleados, incluyendo supervisores sobre el nivel de capataz, vendedores (incluyendo conductores que venden mercancía), empleados responsables de entregar la mercancía vendida (conductores de camiones y sus ayudantes), instaladores, oficinista y otro personal técnico profesional.

La suma de las líneas a(1) y b debe ser igual a la sección 7a.

Parte c:

Indique el total de horas trabajadas por trabajadores de producción en la planta. Incluya las horas extras que en realidad se trabajaron y no el equivalente de las mismas con el cual se determina el pago del sobretiempo. No incluya las horas pagadas por vacaciones, días feriados (a menos que en realidad se hayan trabajado) o días por enfermedad.

### Sección 34. NOMINA

Para la definición de nómina, refiérase a las instrucciones para la sección 6. La suma de las líneas a y b debe ser igual a la sección 6a.

### Sección 35. COSTOS ESCOGIDOS

El costo es la cantidad pagada o pagadera después de descuentos, incluyendo gastos de flete y otros cargos incurridos por la adquisición de los materiales o servicios.

Parte a:

No incluya el valor de la electricidad generada por su establecimiento.

Parte b:

No incluya el costo estimado del combustible producido por su establecimiento.

Parte c:

Incluya el costo por empleados que no están en su nómina, pero que han sido contratados a través de otra compañía para desempeñar trabajos específicos relacionados con la producción. No incluya el costo de los materiales usados, que debe ser incluido en la sección 35f.

Parte d:

No incluya el costo de los materiales usados, que debe ser incluido en la sección 35f.

Parte f:

Incluya **UNICAMENTE LOS MATERIALES QUE SE UTILIZARON** en la producción; no incluya los servicios usados ni los gastos generales fijos.

### Sección 36. INVENTARIOS

Indique el valor total de todos los inventarios de este establecimiento al finalizar 1996 y 1997 en base al costo o al valor actual, usando los métodos de contabilidad que se aceptan generalmente. Las cifras deben ser indicadas como aparecen en los libros de contabilidad. **No incluya** los inventarios ajenos que administraba este establecimiento.

Para obtener los inventarios sujetos al costo LIFO, utilice la suma de la cantidad LIFO, más la reserva LIFO para llenar la sección 36c.

### Sección 37. GASTOS DE CAPITAL

Los gastos de capital son todos los gastos incurridos durante 1997 que se pueden cargar a las cuentas de capital fijo y para los cuales se llevan cuentas de depreciación. **No incluya** el costo de mantenimiento y reparación que forma parte de los gastos de operación actuales.

Parte a:

Anote el valor del equipo y edificios comprados, basado en el precio de compra. Para cualquier equipo o estructura transferida para el uso de este establecimiento por su compañía matriz o uno de sus subsidiarios, anote el valor al cual se hizo la transferencia.



**Sección 38. VALOR DE PRODUCTOS EMBARCADOS Y TRABAJO POR CONTRATO REALIZADO SEGUN LA LOCALIZACION DEL CLIENTE**

Indique el destino final de los embarques incluyendo los embarques al extranjero a través de los Estados Unidos. Si se desconoce, indique la localización de la persona a quien se le enviaron o vendieron dichos productos. El valor total de los productos embarcados (la suma de las líneas a hasta la e, columna (2)) debe ser igual a la sección 32a. El valor total del trabajo contratado (la suma de las líneas a hasta la e, columna (3)) debe ser igual a la sección 32b.

◆ **Parte G – CONSTRUCCION**

**Sección 40. TIPO DE ACTIVIDAD**

Parte b:

Indique únicamente las actividades principales para las cuales fue contratado. Los trabajos relacionados con las actividades principales no deben ser indicados por separado.

Incluya los establecimientos que se dedican principalmente a subdividir y desarrollar terrenos para cementerios bajo **otras actividades que no son de construcción.**

**Sección 41. VALOR DEL NEGOCIO EN DOLARES**

Para la definición del valor del negocio en dólares, refiérase a las instrucciones para la sección 5.

Parte a:

Indique los pagos recibidos como auspiciadores de operaciones colectivas y como agentes de los propietarios de trabajos de construcción. También incluya el valor en dólares por la instalación y el costo de los artículos instalados.

Parte b:

Indique los ingresos recibidos del alquiler de equipo y de trabajos (definibles) de arquitectura e ingeniería para otros y los ingresos que cubren el precio de los artículos vendidos, pero que no fueron instalados por este establecimiento.

La suma de las líneas a y b debe ser igual a la sección 5.

**Sección 42. TIPOS DE CONSTRUCCION**

Indique por separado cada tipo de estructura o edificio. Si no es posible, indique el proyecto entero bajo el objetivo principal.

**Sección 43. EMPLEO Y HORAS TRABAJADAS**

Para la definición de empleo, refiérase a las instrucciones para la sección 7.

Parte a:

Indique en las líneas (1) hasta la (4), el número de trabajadores de construcción, hasta el nivel de capataz, incluyendo peones, conductores de camiones y sus ayudantes, operadores de equipo, mecánicos y guardias de seguridad en las líneas (1) a la (4).

Parte b:

Indique el resto de los empleados, incluyendo los responsables de la supervisión sobre el nivel de capataz, personal de oficina, arquitectos, ingenieros, compradores, ejecutivos y otros que desempeñaron actividades que no son de construcción.

La suma de las líneas a(1) y b debe ser igual a la sección 7a.

Parte c:

Indique el total de horas que trabajaron los trabajadores de construcción en el solar. Incluya las horas extras que en realidad se trabajaron y no el equivalente de las mismas con el cual se determina el pago del sobretiempo. No incluya las horas pagadas por vacaciones, días feriados (a menos que en realidad se hayan trabajado) o días por enfermedad.

**Sección 44. NOMINA**

Para la definición de nómina, refiérase a las instrucciones para la sección 6a.

**Sección 46. COSTOS ESCOGIDOS**

El costo es la cantidad pagada o pagadera después de descuentos, incluyendo gastos de flete y otros cargos incurridos por la adquisición de materiales.

Parte d:

Incluya los costos de reparación necesarios para mantener la propiedad y el equipo. No incluya las mejoras que aumentan el valor de la propiedad o que la adaptan para otros usos.

**Sección 49. BIENES, GASTOS DE CAPITAL Y DEPRECIACION**

Los bienes depreciables son las propiedades para las cuales se llevan cuentas de depreciación.

Los gastos son todos los costos incurridos durante 1997 que se pueden cargar a las cuentas de capital fijo y para los cuales se llevan cuentas de depreciación.

Indique el costo original o el valor actual de todos los edificios, equipos y vehículos comprados o adquiridos antes de 1997.

◆ **Parte H – TODOS LOS ESTABLECIMIENTOS**

**Sección 50. PROPIEDAD, CONTROL Y LOCALES DE NEGOCIO**

Parte a:

**MARQUE "SI" si – OTRA** compañía posee más del 50 por ciento de las acciones con derecho a voto, controla la administración y política o tiene autoridad para designar la junta de directores de esta compañía.

**MARQUE "NO" si –**

- Esta compañía tiene una franquicia que le permite usar el nombre de una firma, sin ser propiedad y sin ser administrada por dicha firma.
- Esta compañía administra uno o más departamentos arrendados en un establecimiento ajeno que no posee o controla el departamento o los departamentos.
- Esta compañía está a cargo de la administración de un negocio ajeno.

Parte b:

Indique si esta compañía posee más del 50 por ciento de las acciones con derecho a voto o tiene autoridad para dirigir la administración y política de cualquier compañía subsidiaria y/o afiliada.

Parte c:

Incluya todos los locales de venta y servicio y cualquier otro local, tales como almacenes, oficinas administrativas, etc.

Si MAS DE UN establecimiento fue administrado bajo el EIN:

- Anote primero la localización de la oficina central. Proporcione la dirección de la **ubicación física** para cada local.
- Los datos para los establecimientos administrados durante 1997, pero que no estuvieron activos al finalizar el año, deben combinarse con los datos de la oficina central.
- Las sumas de las ventas y los ingresos, la nómina anual y el empleo deben ser igual a las cantidades indicadas en las secciones 5, 6a y 7a, respectivamente.
- Si los empleados trabajaron en más de un local, indique la nómina anual y el empleo de acuerdo al local donde trabajaron la mayor parte del tiempo.

Se estima que el tiempo promedio que se necesita para completar y enviar este cuestionario es 60 minutos. Este estimado incluye tiempo para leer las instrucciones, reunir y organizar la información, y llenar y revisar el cuestionario. Si desea hacer algún comentario acerca de la exactitud de este estimado de tiempo o si tiene alguna sugerencia sobre cualquier aspecto de esta encuesta, por favor envíenos los mismos al: Associate Director for Administration Comptroller, Attn: Paperwork Reduction Project 0607-0839, Room 3104, Federal Building 3, Bureau of the Census, Washington, DC 20233.

Appendix C.  
Industries Included in the  
1997 Economic Census of  
Puerto Rico—Construction

Apéndice C.  
Industrias Incluidas en el Censo  
Económico de Puerto Rico de  
1997—Construcción

SIC code	Short title	Código de la CIU	Título abreviado
<b>15</b>	<b>GENERAL BUILDING CONTRACTORS</b>	<b>15</b>	<b>CONTRATISTAS GENERALES</b>
<b>152</b>	<b>Residential Building Construction</b>	<b>152</b>	<b>Construcción de Edificios Residenciales</b>
1521	Single-family housing construction	1521	Viviendas unifamiliares
1522	Residential construction, nec	1522	Otros edificios residenciales que no sean viviendas unifamiliares
<b>153</b>	<b>Operative Builders</b>	<b>153</b>	<b>Constructores Operativos</b>
1531	Operative Builders	1531	Constructores operativos
<b>154</b>	<b>Nonresidential Building Construction</b>	<b>154</b>	<b>Construcción de Edificios No Residenciales</b>
1541	Industrial buildings and warehouses	1541	Edificios industriales y almacenes
1542	Nonresidential construction, nec	1542	Edificios no residenciales, otros edificios que no sean edificios industriales y almacenes
<b>16</b>	<b>HEAVY CONSTRUCTION, EXCEPT BUILDING</b>	<b>16</b>	<b>CONSTRUCCIÓN PESADA QUE NO SEA LA CONSTRUCCIÓN DE EDIFICIOS</b>
<b>161</b>	<b>Highway and Street Construction</b>	<b>161</b>	<b>Construcción de Carreteras y Calles</b>
1611	Highway and street construction	1611	Construcción de carreteras y calles
<b>162</b>	<b>Heavy Construction, Except Highway</b>	<b>162</b>	<b>Construcción Pesada, Excepto Construcción de Carreteras</b>
1622	Bridge, tunnel, and elevated highway	1622	Puentes, túneles y carreteras elevadas
1623	Water, sewer, and utility lines	1623	Cañerías maestras, alcantarillado, sistemas de tuberías, líneas de comunicación y de transmisión de energía
1629	Heavy construction, nec	1629	Construcción pesada, no clasificada en otro lugar
<b>17</b>	<b>SPECIAL TRADE CONTRACTORS</b>	<b>17</b>	<b>CONTRATISTAS DE OFICIOS ESPECIALES</b>
<b>171</b>	<b>Plumbing, Heating, Air-Conditioning</b>	<b>171</b>	<b>Plomería, Calefacción y Aire Acondicionado</b>
1711	Plumbing, heating, air-conditioning	1711	Plomería, calefacción y aire acondicionado
<b>172</b>	<b>Painting and Paper Hanging</b>	<b>172</b>	<b>Pintura y Empapelado</b>
1721	Painting and paper hanging	1721	Pintura y empapelado
<b>173</b>	<b>Electrical Work</b>	<b>173</b>	<b>Trabajo de Electricidad</b>
1731	Electrical work	1731	Trabajo de electricidad
<b>174</b>	<b>Masonry, Stonework, and Plastering</b>	<b>174</b>	<b>Albañilería, Obras de Manpostería e Instalación de Azulejos y Enlucido</b>
1741	Masonry and other stonework	1741	Albañilería, colocación de manpostería y otras obras de cantería
1742	Plastering, drywall, and insulation	1742	Trabajos de enlucido, paredes de tipo seco, acústica, y aislamiento
1743	Terrazzo, tile, marble, and mosaic work	1743	Trabajos en terrazo, tejas, mármol y mosaico
<b>175</b>	<b>Carpentry and Floor Work</b>	<b>175</b>	<b>Carpintería y Entablado de Pisos</b>
1751	Carpentry work	1751	Carpintería
1752	Floor laying and floor work, nec	1752	Trabajo de instalación y entablado de pisos, no clasificados en otro lugar

SIC code	Short title	Código de la CIU	Título abreviado
<b>17</b>	<b>SPECIAL TRADE CONTRACTORS—Con.</b>	<b>17</b>	<b>CONTRATISTAS DE OFICIOS ESPECIALES—Con.</b>
<b>176</b> 1761	<b>Roofing, Siding, and Sheet Metal Work</b> Roofing, siding, and sheet metal work	<b>176</b> 1761	<b>Techado y Trabajo en Metal Laminado</b> Techado y trabajo en metal laminado
<b>177</b> 1771	<b>Concrete Work</b> Concrete work	<b>177</b> 1771	<b>Trabajo de Hormigón</b> Trabajo de hormigón
<b>178</b> 1781	<b>Water Well Drilling</b> Water well drilling	<b>178</b> 1781	<b>Perforación de Pozos de Agua</b> Perforación de pozos de agua
<b>179</b> 1791 1793 1794 1795 1796 1799	<b>Miscellaneous Special Trade Contractors</b> Structural steel erection Glass and glazing work Excavation work Wrecking and demolition work Installation building equipment, nec Special trade contractors, nec	<b>179</b> 1791 1793 1794 1795 1796 1799	<b>Contratistas Misceláneos de Oficios Especiales</b> Levantamiento de acero estructural Trabajos de cristalería y vidriería Trabajos de excavación Trabajo de demolición Instalación o levantamiento de equipo para edificios, no clasificado en otro lugar Contratistas de trabajos especiales, no clasificados en otro lugar
<b>6552</b>	<b>SUBDIVIDERS AND DEVELOPERS, EXCEPT CEMETERIES</b>	<b>6552</b>	<b>URBANIZADORES Y LOTIFICADORES, EXCEPTO CEMENTERIOS</b>

# Publication Program

---

## 1997 ECONOMIC CENSUS OF OUTLYING AREAS

Publications of the 1997 Economic Census of Outlying Areas containing data on construction, manufacturing, retail trade, wholesale trade, and service establishments are described below.

### Printed Reports

#### Puerto Rico—4 reports (OA97E-1 to -4)

*Retail Trade, Wholesale Trade, and Service Industries*

**Geographic Area Statistics (OA97E-1).** The area report presents data for the wholesale and retail trades and service industries. It includes varied kind-of-business detail on number of establishments, sales or receipts, payroll, employment, proprietors and partners working, and legal form of organization. Data are presented for Puerto Rico, commercial regions, and municipios. Retail trade data include total and selling floor space, franchise holders, and class of customer for selected kinds of business. Wholesale trade data on inventories, operating expenses, class of customer, and employment by principal activity are presented by kind of business. Data for hotels and motels by type of receipts and number of rooms are published for service industries.

*Retail Trade and Wholesale Trade*

**Subject Statistics (OA97E-2).** The subject report presents commodity and merchandise line sales data for retail and wholesale trades by kind of business for Puerto Rico.

*Construction Industries*

**Construction Industries (OA97E-3).** This report presents summary, industry, and geographic area statistics. The industry chapter presents 1997 data for industries on the number of construction establishments; value of construction work; employment; proprietors and partners working; payroll; hours worked; payments to subcontractors; payments for materials, components, and supplies; payments for power, fuels, and lubricants; payments for selected purchased services; payments for rental of machinery, equipment, and structures; value added; and

capital expenditures during the year. Selected data are shown for selected industries by geographic location of establishments and by legal form of organization. Data are also provided for establishments by employment size.

*Manufacturing*

**Manufacturing (OA97E-4).** This report includes data on the number of establishments, employment, proprietors and partners working, payroll, value of shipments, value added by manufactures, class of customer, inventories, costs of materials, capital expenditures, and country of destination. Statistics are shown by industry and geographic area.

#### Virgin Islands of the United States—1 report (OA97E-5)

This report presents data by kind of business for construction industries, manufactures, retail trade, wholesale trade, and service industries. In addition to data for the Virgin Islands as a whole, data are presented for St. Thomas and St. John (combined to prevent disclosure problems), St. Croix, and the towns of Charlotte Amalie, Christiansted, and Frederiksted.

#### Guam—1 report (OA97E-6)

This report presents data by kind of business for construction industries, manufactures, retail trade, wholesale trade, and service industries. Tables present data for Guam and its election districts.

#### Northern Mariana Islands—1 report (OA97E-7)

This report presents data by kind of business for construction industries, manufactures, retail trade, wholesale trade, and service industries. Tables present data for the Northern Mariana Islands and the four municipalities.

## ELECTRONIC MEDIA

All results of the 1997 Economic Census will be available on the Census Bureau Internet site ([www.census.gov](http://www.census.gov)) and on compact discs (CD-ROM) for sale by the Census Bureau. For more information, including a description of electronic and printed reports being issued, see the Internet site, or write to U.S. Census Bureau, Washington DC 20233-8300, or call Customer Services at 301-457-4100.



Puerto Rico

1997

Issued March 2000

OA97E-4

**1997 Economic Census of Outlying Areas**  
*Manufacturing*



**USCENSUSBUREAU**  
*Helping You Make Informed Decisions*

U.S. Department of Commerce  
Economics and Statistics Administration  
U.S. CENSUS BUREAU



## ACKNOWLEDGMENTS

Many persons participated in the various activities of the 1997 Economic Census of Outlying Areas, Puerto Rico. The Economic Planning and Coordination Division, **Lawrence A. Blum**, Assistant Chief for Collection Activities assisted by **B.J. Fitzpatrick**, Chief, Mailout and Data Capture Branch, was responsible for developing the systems and procedures for mailout, receipts, and data capture.

**Shirin A. Ahmed**, Assistant Chief for Post-Collection Processing, was responsible for edit procedures and designing the interactive analytical software. Design and specifications were prepared under the supervision of **Dennis L. Shoemaker**, Chief, Census Processing Branch, assisted by **John D. Ward**. Primary staff assistance was provided by **Sonya P. Curcio**, **Richard W. Graham**, and **Cheryl E. Merkle**. The Economic Product Team, with primary contributions from **Andrew W. Hait** assisted by **Robert A. Swartz** was responsible for the development of the system to disseminate 1997 Economic Census reports.

Company Statistics Division prepared this report. **Ruth A. Runyan**, Assistant Chief for Surveys and Programs was responsible for the overall planning, management, and coordination. Planning and implementation were under the direction of **Eddie J. Salyers**, Chief, Economic Census Branch, assisted by **Irma F. Harahush** and **Aida Margarita Sole**, Section Chiefs. Primary staff assistance was provided by **Lillyana J. Najafzadeh**, **Victor X. Souphom**, and **James W. McFarland**.

Mathematical and statistical techniques were provided by **Ruth E. Detlefsen**, Assistant Chief for Research and Methods, assisted by **Carol V. Caldell**, Chief, Statistical Research and Methods Branch. **Amy M. Newman-Smith** provided primary staff assistance.

The staff of the National Processing Center, **Judith N. Petty**, Chief, assisted by **Mark T. Grice**, Assistant Chief for Processing, performed mailout preparation, receipt

operations, and clerical and analytical review activities. Preparations and planning were under the direction of **Matthew P. Aulbach**, Chief, Census Operations Branch, assisted by **Denise D. Anderson** and **Grant G. Goodwin**, Section Chiefs. Additional assistance was provided by **Teresa A. Branstetter**, **Remona F. Gilbert**, and **Arthur B. Stewart**.

The Economic Statistical Methods and Programming Division, **Charles P. Pautler Jr.**, Chief, assisted by **Martin S. Harahush**, Assistant Chief for Quinquennial Programs, developed and implemented computer processing systems. **Robert S. Jewett**, and **Barbara L. Lambert** assisted by **Lisa R. Draper** provided special computer processing. **William C. Wester**, Chief, Services Branch, assisted by **Robert A. Hill**, **Dennis P. Kelly**, and **Jeffrey S. Rosen**, supervised the preparation of computer programs. Additional programming assistance was provided by **Gilbert J. Flodine**.

The International Programs Center, **Peter O. Way**, Chief, assisted by **Robert D. Bush**, Chief, Training and Technical Assistance Branch, supervised the preparation of computer programs. **Michael T. Stroot** provided special computer processing.

**Kim D. Ottenstein**, **Bernadette J. Gayle**, **Crystal M. Pate**, and **Laurene V. Qualls** of the Administrative and Customer Services Division, **Walter C. Odom**, Chief, provided publications and printing management, graphics design and composition, and editorial review for print and electronic media. General direction and production management were provided by **Michael G. Garland**, Assistant Chief, and **Gary J. Lauffer**, Chief, Publications Services Branch.

Special acknowledgment is also due the many businesses whose cooperation has contributed to the publication of these data.

---

Puerto Rico

1997

Issued March 2000

OA97E-4

**1997 Economic Census of Outlying Areas**  
*Manufacturing*



**U.S. Department of Commerce**

**William M. Daley,**

Secretary

**Robert L. Mallett,**

Deputy Secretary

**Economics  
and Statistics  
Administration**

**Robert J. Shapiro,**

Under Secretary for  
Economic Affairs

**U.S. CENSUS BUREAU**

**Kenneth Prewitt,**

Director

---





**Economics  
and Statistics  
Administration**

**Robert J. Shapiro,**  
Under Secretary  
for Economic Affairs



**U.S. CENSUS BUREAU**

**Kenneth Prewitt,**  
Director

**William G. Barron,**  
Deputy Director

**Paula J. Schneider,**  
Principal Associate Director  
for Programs

**Frederick T. Knickerbocker,**  
Associate Director  
for Economic Programs

**Thomas L. Mesenbourg,**  
Assistant Director  
for Economic Programs

**John P. Govoni,**  
Chief, Economic Planning  
and Coordination Division

**Ewen M. Wilson,**  
Chief, Company Statistics  
Division

## CONTENTS

Introduction .....	1
<b>FIGURES</b>	
1. Value of Shipments by Selected Major Group: 1997 and 1992.	7
2. Percent Change in Value of Shipments and Payroll by Selected Major Group: 1992 to 1997 .....	8
3. Selected Municipios Ranked by Value of Shipments: 1997 .....	9
4. Annual Payroll per Employee by Selected Major Group: 1997 and 1992 .....	10
Map .....	11
<b>TABLES</b>	
<b>Summary Statistics</b>	
1. Summary Statistics: 1997 and Earlier Years .....	13
2. Summary Statistics by Employment Size of Establishments: 1997 and 1992 .....	13
3. Summary Statistics by Major Group: 1997 and 1992 .....	14
4. Selected Statistics by Legal Form of Organization for Major Groups: 1997 and 1992 .....	15
5. Selected Statistics by Type of Corporation for Major Groups: 1997 .....	21
6. Distribution of Establishments by Employment Size and Legal Form of Organization for Major Groups: 1997 .....	23
<b>Industry Statistics</b>	
1. Current and Historical Data by Industry Group and Industry: 1997 and 1992 .....	24
2. Number of Production Workers and Hours Worked by Industry Group and Industry: 1997 .....	38
3. Number of Employees by Type, Payroll, and Proprietors and Partners Working by Industry Group and Industry: 1997 .....	47
4. Value of Shipments by Industry Group and Industry: 1997 .....	57
5. Cost of Materials and Expenditures for Plant and Equipment by Industry Group and Industry: 1997 .....	65
6. Inventories by Stage of Fabrication by Industry Group and Industry: 1997 .....	74
7. Selected Statistics by Employment Size of Establishment for Industry Groups: 1997 and 1992 .....	82
8. Value of Products Shipped and Contract Receipts for Major Groups by Country of Destination: 1997 .....	121
9. Value of Products Shipped and Contract Receipts for Major Groups by Class of Customer in Puerto Rico: 1997 .....	124

## CONTENIDO

Introducción.....	1
<b>GRÁFICAS</b>	
1. Valor de Expedición Según una Selección de Grupo Principal: 1997 y 1992 .....	7
2. Cambio en el Por Ciento del Valor de Expedición y Nómina Según una Selección de Grupo Principal: 1992 a 1997 .....	8
3. Selección de Municipios Ordenados Según el Valor de Expedición: 1997 .....	9
4. Nómina Anual por Empleado Según una Selección de Grupo Principal: 1997 y 1992 .....	10
Mapa.....	12
<b>TABLAS</b>	
<b>Estadísticas Sumarias</b>	
1. Estadísticas Sumarias: 1997 y Años Anteriores .....	13
2. Estadísticas Sumarias de Acuerdo al Volumen de Empleo del Establecimiento: 1997 y 1992 .....	13
3. Estadísticas Sumarias Según el Grupo Principal: 1997 y 1992 .	14
4. Estadísticas Seleccionadas Sobre los Grupos Principales, Según el Tipo de Organización Jurídica: 1997 y 1992 .....	15
5. Estadísticas Seleccionadas Sobre los Grupos Principales, Según el Tipo de Corporación: 1997 .....	21
6. Distribución de los Establecimientos para los Grupos Principales, Según el Volumen de Empleo y el Tipo de Organización Jurídica: 1997 .....	23
<b>Estadísticas Industriales</b>	
1. Datos Actuales e Históricos Según los Grupos Industriales y las Industrias: 1997 y 1992 .....	24
2. Número de Trabajadores de Producción y Horas Trabajadas, Según los Grupos Industriales y las Industrias: 1997 .....	38
3. Número de Empleados de Acuerdo al Tipo, Nómina y Propietarios y Socios que Trabajan Según los Grupos Industriales y las Industrias: 1997 .....	47
4. Valor de Expedición, Según los Grupos Industriales y las Industrias: 1997 .....	57
5. Costos de los Materiales e Inversiones en Plantas y Equipo, Según los Grupos Industriales y las Industrias: 1997 .....	65
6. Inventarios de Acuerdo a la Etapa de Fabricación, Según los Grupos Industriales y las Industrias: 1997 .....	74
7. Selección de Estadísticas para los Grupos Industriales, de Acuerdo al Volumen de Empleo del Establecimiento: 1997 y 1992 .....	82
8. Valor de los Productos Expedidos e Ingresos por Contrato Según el País de Destino, para los Grupos Principales: 1997 .	121
9. Valor de los Productos Expedidos e Ingresos por Contrato Según el Tipo de Cliente en Puerto Rico, para los Grupos Principales: 1997 .....	124

---

TABLES—Con.

Area Statistics

1.	Summary Statistics for Municipios and Metropolitan Areas: 1997 .....	127
2.	Selected Statistics by Employment Size of Establishment for Municipios and Metropolitan Areas: 1997 and 1992 .....	128
3.	Selected Statistics for Establishments by Major Group for Metropolitan Areas: 1997 .....	152
4.	Production Workers for Establishments by Major Group for Metropolitan Areas: Selected Pay Periods in 1997 .....	154
5.	Value of Inventories for Establishments by Major Group for Metropolitan Areas: End of 1996 and 1997 .....	156
6.	Expenditures for Plant and Equipment for Metropolitan Areas by Major Group: 1997 .....	158

APPENDIXES

A.	Explanation of Terms .....	A-1
B.	Report Form and Information Sheet .....	B-1
C.	Industries Included in the 1997 Economic Census of Puerto Rico—Manufacturing .....	C-1

PUBLICATION PROGRAM—Inside Back Cover

---

TABLAS—Con.

Estadísticas por Áreas

1.	Estadísticas Sumarias para Municipios y Áreas Metropolitanas: 1997 .....	127
2.	Estadísticas Seleccionadas para Municipios y Áreas Metropolitanas, de Acuerdo al Volumen de Empleo del Establecimiento: 1997 y 1992 .....	128
3.	Estadísticas Seleccionadas Sobre Establecimientos Según el Grupo Principal y las Áreas Metropolitanas: 1997 .....	152
4.	Número de Trabajadores de Producción Según el Grupo Principal y las Áreas Metropolitanas: Períodos de Pago Seleccionados de 1997 .....	154
5.	Valor de los Inventarios de los Establecimientos Según el Grupo Principal para las Áreas Metropolitanas: Fin de 1996 y 1997 .....	156
6.	Inversiones en Plantas y Equipo Según las Áreas Metropolitanas y el Grupo Principal: 1997 .....	158

APÉNDICES

A.	Explicación de los Términos .....	A-1
B.	Cuestionario y la Hoja de Información .....	B-1
C.	Industrias Incluidas en el Censo Económico de Puerto Rico de 1997—Manufactura.....	C-1

PROGRAMA DE PUBLICACIÓN—Dentro de la Contraportada

# Introduction

# Introducción

## HISTORY OF THE ECONOMIC CENSUS

Economic censuses were conducted in Puerto Rico beginning with a census of manufactures for 1909 and continuing at 10-year intervals through 1949, excepting 1929. Wholesale and retail trades and service industries were included as part of the economic censuses for 1939. Starting with 1949 through 1997, the censuses of wholesale and retail trades and service industries have been conducted concurrently with the census of manufactures. The census of construction industries has been included since 1967. Congress has authorized the economic censuses to be taken at 5-year intervals covering years ending in 2 and 7.

## USES OF THE CENSUS

The economic census provides essential information for government, business, industry, and the general public and is the primary source of facts about the structure and function of the economy. The census furnishes an important part of the framework for such composite measures as the net income and gross product of Puerto Rico. In forecasting and planning, censuses are especially useful in analyzing the gross product in terms of the transactions that determine its size and composition. The economic census also provides weights and a benchmark for indices of industrial production, productivity, and price, all of which are essential for understanding current economic developments.

Commonwealth and municipal governments use census data to assess business activities within their jurisdictions. The private sector uses the data to forecast general economic conditions; analyze sales performance; lay out sales territories; allocate funds for advertising; decide on locations for new plants, warehouses, or stores; and measure potential markets in terms of size, geographic areas, kinds of business, and kinds of products made or sold.

## AUTHORITY

The 1997 Economic Census is authorized by an act of the U.S. Congress, Title 13, U.S. Code, sections 131, 191, and 224, and by an act of the Legislature of the Commonwealth of Puerto Rico, Law No. 11, approved March 27, 1950. The census of 1997 covered manufacturing, construction industries, wholesale trade, retail trade, and service industries. The next economic census of Puerto Rico is scheduled to be taken in 2003 covering the year 2002.

## HISTORIA DEL CENSO ECONÓMICO

El censo de manufactura de 1909 marcó el comienzo del censo económico en Puerto Rico, que hasta 1949 se realizó a intervalos de 10 años exceptuando el año 1929. Las actividades del comercio al por mayor y al por menor, al igual que las de las industrias de servicios fueron incluidas como parte del censo económico de 1939. Por primera vez en 1949 hasta 1997, los censos de comercio al por mayor, comercio al por menor e industrias de servicios fueron tomados al mismo tiempo que el censo de manufactura. El censo de las industrias de construcción ha estado incluido desde 1967. El Congreso ha dado su autorización para que los censos económicos se realicen cada 5 años, cubriendo los años que terminan en 2 y 7.

## USOS DEL CENSO

El censo económico provee información esencial para el gobierno, el comercio, la industria y el público en general y es la fuente principal de datos acerca de la estructura y función de la economía. El censo proporciona una parte importante del sistema mediante el cual se preparan estimados compuestos, tales como el ingreso neto y el producto bruto de Puerto Rico. Los censos son particularmente útiles en las etapas de proyección y planificación, durante las cuales se analiza el producto bruto en términos de las transacciones que determinan su volumen y composición. El censo económico provee además las ponderaciones y las cifras de referencia que se utilizan en la elaboración de índices de precios, productividad y producción industrial, los cuales son esenciales para comprender el desarrollo económico actual.

Tanto el gobierno del Estado Libre Asociado como los gobiernos municipales utilizan los datos censales para evaluar las actividades comerciales que tienen lugar dentro de sus respectivas jurisdicciones. El sector privado emplea dichos datos para pronosticar la situación económica en general; analizar el volumen de ventas; determinar las regiones donde llevarán a cabo sus actividades comerciales; asignar fondos con fines publicitarios; determinar la localización de nuevas tiendas, plantas o almacenes; y medir mercados potenciales en lo que respecta a tamaño, áreas geográficas, clases de actividades comerciales y clases de productos vendidos o manufacturados.

## AUTORIZACIÓN

El Censo Económico de 1997 es requerido por una ley del Congreso de los EE.UU.-secciones 131, 191 y 224, título 13 del Código de los EE.UU.-y por la Ley No. 11 de la Legislatura del Estado Libre Asociado de Puerto Rico, que fuera aprobada el 27 de marzo de 1950. El Censo Económico de 1997 abarcó las industrias de construcción, manufactura, comercio al por mayor, comercio al por menor y servicios. El próximo censo económico de Puerto Rico se llevará a cabo en 2003 a fin de cubrir el año 2002.

---

## CENSUS DISCLOSURE RULES

In accordance with federal law governing census reports, no data are published that would disclose the operations of an individual establishment or business. However, the number of establishments in a kind-of-business classification is not considered a disclosure, so this information may be released even though other information is withheld.

## COMPARABILITY OF DATA

The 1992 and 1997 Economic Censuses data were collected under similar conditions and procedures except for the following:

**Geographic Areas.** On June 30, 1996, the Office of Management and Budget (OMB) announced revised definitions for Puerto Rico's metropolitan statistical areas (MSAs), primary metropolitan statistical areas (PMSAs), and consolidated metropolitan statistical areas (CMSAs). Data for the 1997 Economic Census–Manufacturing have been tabulated using the revised MSA definitions. The historical data for 1992 was not re-tabulated for the new MSAs due to disclosure considerations caused by the new definitions.

## SCOPE AND CLASSIFICATION

The 1997 Economic Census–Manufacturing covers all employer establishments (establishments with payroll) primarily engaged in manufacturing as defined in the *1987 Standard Industrial Classification (SIC) Manual*.<sup>1</sup> This is the system of industrial classification developed over a period of years by experts on classification in government and private industry under the guidance of the Office of Management and Budget.

The SIC Manual defines manufacturing as the mechanical or chemical transformation of materials and substances into new products. The assembly of component parts of products is also considered to be manufacturing if the resulting product is neither a structure nor mixture improvement. These activities are usually carried on in plants, factories, or mills which characteristically use power-driven machines and materials handling equipment.

---

<sup>1</sup>*Standard Industrial Classification Manual: 1987*. For sale by Superintendent of Documents, U.S. Government Printing Office, Washington, DC 20402. Stock No. 041-001-00314-2.

## REGLAS SOBRE DIVULGACIÓN

De acuerdo con la ley federal que rige los informes censales, los datos que se publican no divulgan las operaciones de un establecimiento o negocio en particular. Sin embargo, el número de establecimientos clasificados bajo un tipo de negocio no constituye una divulgación, por lo tanto esta información puede ser publicada aunque otra información sea suprimida.

## COMPARABILIDAD ENTRE LOS DATOS

Los censos de 1992 y 1997 se realizaron bajo condiciones y procedimientos similares, excepto en lo siguiente:

**Áreas Geográficas.** El 30 junio de 1996, la Oficina de Administración y Presupuesto (OMB) anunció revisiones para las definiciones de las áreas estadísticas metropolitanas (AEMs), las áreas estadísticas metropolitanas primarias (AEMPs) y las áreas estadísticas metropolitanas consolidadas (AEMCs) para Puerto Rico. Los datos del Censo Económico de 1997–Manufactura han sido tabulados usando las revisiones de las definiciones de las AEM. Los datos históricos para el 1992 no fueron re-tabulados para las nuevas AEMs debido a consideraciones sobre la divulgación de los datos causadas por las nuevas definiciones.

## ALCANCE Y CLASIFICACIÓN

El Censo Económico de Puerto Rico de 1997–Manufactura cubre todos los establecimientos que tenían empleados (establecimientos con nómina) que se dedican principalmente a la manufactura según está definida en la edición *del Standard Industrial Classification Manual: 1987*.<sup>1</sup> (SIC). Este sistema de clasificación industrial ha sido desarrollado durante un período de años por expertos en clasificación en el gobierno y en la empresa privada, bajo la dirección de la Oficina de Administración y Presupuesto.

El Manual de CIU define la manufactura como la transformación química o mecánica de materiales y sustancias en nuevos productos. El montaje de las partes que componen los diferentes productos también se considera manufactura si el producto final no es ni una estructura, ni ninguna otra mejora combinada. Por lo general, estas actividades se llevan a cabo en plantas, factorías, o molinos, los cuales característicamente utilizan máquinas de fuerza motriz, y equipo para el manejo de materiales.

---

<sup>1</sup>*Standard Industrial Classification Manual: 1987*. A la venta por medio de: Superintendent of Documents, U.S. Government Printing Office, Washington, DC 20402. Número de mercancía: 041-001-00314-2.

---

Manufacturing production is usually carried on for the wholesale market, for transfers to other plants of the same company, or to the order of industrial users, rather than for direct sale to the household consumer. Some manufacturers in a few industries sell chiefly at retail to household consumers through the mail, through house-to-house routes, or through sales persons. Some activities of a service nature (enameling, engraving, etc.) are included in manufacturing when they are performed primarily for the trade. They are considered nonmanufacturing when they are performed primarily to the order of the household consumer.

Each of the establishments covered in the census was classified in one of approximately 450 manufacturing industries in accordance with the industry definitions embodied in the SIC system. Under this system of classification, an industry is generally defined as a group of establishments producing a single product or a closely related group of products. The product groupings from which industry classifications are derived are based on considerations such as similarity of manufacturing processes, types of materials used, and types of customers. The resulting group of plants must be significant in terms of its number, value added by manufacture, value of shipments, and number of employees.

The system operates in such a way that the definitions become progressively narrower with successive additions of numerical digits. There are 20 major groups (2-digit SIC), approximately 150 groups (3-digit SIC), and 450 industries (4-digit SIC). An establishment is classified in a particular industry on the basis of its self-designation.

While some establishments produce only the primary products of the industry in which they are classified, all the establishments of an industry rarely specialize to this extent. The industry statistics (employment, inventories, value added by manufacture, total value of shipments including resales and miscellaneous receipts, etc.), therefore, reflect not only the primary activities of the establishments in that industry but also their secondary activities.

## **ESTABLISHMENT BASIS OF REPORTING**

The economic census is conducted on an establishment basis. A company operating establishments at more than one location is required to submit a report for each location. Companies engaged in distinctly different lines of activity at one location are required to submit separate reports if records permit such a separation and if the activities are substantial in size. Each census report was tabulated according to the physical location at which the activity was conducted. All establishments employing one person or more at any time during the census year are included.

La producción manufacturera usualmente se lleva a cabo para suplir al mercado mayorista, para transferir los productos a otras plantas de la misma compañía, o para llenar los pedidos de los usuarios del sector industrial, y no para vender los productos directamente al consumidor doméstico. Algunos fabricantes en ciertas industrias venden sus productos, mayormente al detalle, al consumidor doméstico, ya sea a través de visitas a domicilio, o a través del correo o de vendedores. Algunas actividades de servicio (esmaltado, grabado, etc.) se incluyen en manufactura cuando las mismas se llevan a cabo principalmente para el comercio. Tales actividades son consideradas como “no de manufactura” cuando se realizan principalmente para atender a los pedidos de consumidores domésticos.

Cada uno de los establecimientos incluidos en el censo fueron clasificados bajo una de alrededor de 450 industrias manufactureras, de acuerdo con las definiciones incorporadas al sistema de CIU. Bajo este sistema de clasificación, una industria generalmente se define como un grupo de establecimientos que manufacturan un mismo producto, o un grupo de productos más o menos relacionados. Los grupos de productos de los cuales se derivan las clasificaciones industriales tienen como base una serie de consideraciones, tales como la similitud en los procesos de manufactura, los tipos de materiales usados y los tipos de clientes. El grupo de plantas que resulta debe ser significativo con respecto a su número, el valor agregado por la manufactura, el valor de expedición de productos y el número de empleados.

El sistema funciona de tal manera, que las definiciones se hacen cada vez más limitadas cuando se añaden dígitos sucesivamente. Hay 20 grupos principales (de 2 dígitos de CIU), aproximadamente 150 grupos (de 3 dígitos de CIU) y 450 industrias (de 4 dígitos de CIU). Un establecimiento se clasifica bajo una industria en particular a base de su auto-designación.

Aunque algunos establecimientos producen solamente los productos principales de la industria bajo la cual están clasificados, es raro que todos los establecimientos de una industria se especialicen hasta tal grado. Las estadísticas sobre la industria (empleo, inventarios, valor agregado por la manufactura, valor total de expedición de productos incluyendo reventas e ingresos misceláneos, etc.), por lo tanto, reflejan no solamente las actividades principales de los establecimientos que componen dicha industria, sino que también reflejan sus actividades secundarias.

## **EL ESTABLECIMIENTO COMO BASE INFORMATIVA**

El censo económico se realiza a base de establecimientos. A toda compañía que administre establecimientos en más de una localidad se le pide que someta un informe por cada una de las localidades. A las compañías que se dedican a varias actividades completamente distintas en una misma localidad, se les pide que rindan informes por separado, si los récords del establecimiento permiten tal separación y si las actividades en sí son cuantiosas. Cada informe del censo fue tabulado de acuerdo a la localización física en que se condujo la actividad. Todos los establecimientos que emplearon a una o más personas en algún momento durante el año censal están incluidos en el censo.



---

## REPORT FORM

The 1997 Economic Census–Manufacturing was conducted as part of the economic census which included construction industries, retail and wholesale trades, and service industries. One form was used to enumerate all in-scope economic activity. The report form was divided into sections and each section contained questions appropriate to the trade or industry. Response was required by law. A facsimile of the report form, which was available in English, as well as Spanish, is presented in Appendix B.

## GEOGRAPHIC AREAS COVERED

Data from the 1997 Economic Census–Manufacturing have been tabulated for the legally constituted units (municipios) into which Puerto Rico is divided and for metropolitan statistical areas (MSAs). An MSA is an integrated economic and social entity with a large volume of daily travel and communication between the central municipio(s) and the outlying parts of the area. Each MSA is named after the principal municipio in the area. A municipio is entirely included in an MSA; it does not cross boundaries to form part of any broader geographic area.

## DATA PROCESSING

Forms were mailed to all manufacturing firms subject to payment of Federal Insurance Contributions Act (FICA) taxes (i.e., employers of one person or more) and classified as being within the scope of the census. The forms and instructions for completing them were mailed from the U.S. Census Bureau's National Processing Center in Jeffersonville, IN.

The completed questionnaires were returned by mail to Jeffersonville. Contact with respondents about overdue report forms was undertaken by the National Processing Center of the U.S. Census Bureau.

The returned reports underwent extensive review and computer processing. All reports were geographically coded, data-keyed, and edited. The editing process identified records with significant problems and referred them for correction resolution. Corrections were performed interactively using standard procedures.

The data were then tabulated by SIC, subjected to further data analysis, and the resulting corrections applied to individual computer records. Corrected tabulations were then produced for the final published reports.

## CUESTIONARIO CENSAL

El Censo Económico de Puerto Rico de 1997–Manufactura fue realizado como parte del censo económico que incluyó las industrias de construcción, el comercio al detal y al por mayor y las industrias de servicios. Se utilizó un cuestionario para enumerar todas las actividades económicas que estaban dentro del alcance del censo. El cuestionario se dividió en partes, cada parte contenía preguntas específicas a un tipo de industria o actividad comercial. El responder al cuestionario fue requerido por ley. El Apéndice B, presenta un facsímil del cuestionario que estaba disponible en inglés y español.

## ÁREAS GEOGRÁFICAS CUBIERTAS

Los datos del Censo Económico de 1997–Manufactura han sido tabulados según las unidades políticas legalmente constituidas (municipios) en las que Puerto Rico está dividido y según las áreas estadísticas metropolitanas (AEM). Un AEM es una entidad social y económica integrada, que tiene un gran volumen de tránsito e intercomunicación diaria entre el municipio o los municipios centrales y las zonas exteriores que forman el área. Cada AEM lleva el nombre del municipio principal en el área. El municipio entero queda dentro del AEM; el mismo no traspasa los límites del AEM para formar parte de ninguna área geográfica más extensa.

## ELABORACIÓN DE LOS DATOS

Se le enviaron cuestionarios por correo a todas las compañías manufactureras que están sujetas al pago de contribuciones bajo la Ley de Seguro Social Federal (FICA), (por ejemplo, compañías que emplean a una o más personas) y las cuales se clasificaron dentro del alcance del censo. El cuestionario y las instrucciones para completarlo fueron enviados por correo desde el Centro Nacional de Procesamiento de Datos en Jeffersonville, IN. del Negociado del Censo de los EE.UU.

Una vez completados, los cuestionarios se enviaban por correo a Jeffersonville. La comunicación con los establecimientos cuyos cuestionarios estaban retrasados, estuvo a cargo de el Centro Nacional de Procesamiento de Datos del Negociado del Censo de los EE.UU.

Los cuestionarios devueltos fueron sometidos a una revisión y elaboración extensa. Todos los cuestionarios fueron codificados geográficamente y sometidos a la digitación y crítica de sus datos. El proceso de crítica sirvió para identificar los récords que tenían problemas significativos y fueron referidos para corrección y revisión. Las correcciones se llevaron a cabo utilizando procedimientos uniformes.

Los datos fueron tabulados por CIU y sometidos a una revisión analítica, a partir de la cual se hicieron las correcciones necesarias a cada récord en la computadora. Por último, se produjeron las tabulaciones ya corregidas para la publicación de los informes finales.

## RELIABILITY OF DATA

Census questionnaires were sent to all known manufacturing employers and, therefore, are not subject to sampling variability. However, the data are subject to nonsampling errors. Nonsampling errors can be attributed to many sources: inability to identify all cases in the actual universe; inability or unwillingness on the part of respondents to provide correct information; definition and classification difficulties; response errors and bias; errors in collection or processing; misinterpretation of questions; and other errors of recording, keying, and estimation for missing or misreported data.

The accuracy of these tabulated data is influenced by the joint effects of the various nonsampling errors. Explicit measures of the effects of these nonsampling errors are not available. However, it is believed that most of the important operational and response errors were detected and corrected through systematic clerical edits, automated data edits, and an analyst review.

For total nonresponse cases (report forms not returned), the establishment's administrative records information was used in conjunction with industry averages to estimate the basic data. For item nonresponse, missing items were estimated based on response to other items and/or administrative records and in direct relationships to sales or receipts. It is assumed that characteristics of establishments not responding to a particular inquiry are the same as establishments with equal sales or receipts in the same category (publication table line) that did respond to the inquiry.

If estimation of the data on the basis of total sales or receipts was not appropriate, another basic data item was used. In a few tables, data are available only from establishments that completed the appropriate inquiries on the report form. Any biases introduced by the estimation and correction procedures are believed to be small.

## AVAILABILITY OF ADDITIONAL DATA

### Reports in Printed and Electronic Media

All results of the 1997 Economic Census will be available on the Census Bureau Internet site ([www.census.gov](http://www.census.gov)), on compact discs (CD-ROM) for sale by the Census Bureau, and in printed reports. For more information, including a description of electronic and printed reports being issued, see the Internet site, or write to U.S. Census Bureau, Washington, DC 20233-8300, or call Customer Services at 301-457-4100.

### Special Tabulations

Special tabulations of data collected in the 1997 Economic Census may be obtained in electronic and tabular form. The data will be in summary form and subject to the same rules prohibiting disclosure of confidential information (including name, address, kind-of-business, or other data for individual business establishments or companies) as are the regular publications.

## CONFIABILIDAD DE LOS DATOS

Los cuestionarios se enviaron a todos los patronos manufactureros y por lo tanto, no están sujetos a la variabilidad del muestreo. No obstante, los datos están sujetos a errores ajenos al muestreo. Los errores ajenos al muestreo pueden ocurrir por muchas razones: inability para identificar todos los casos en el universo, inability o renuencia de parte de los respondedores a proporcionar la información correcta, dificultades con las definiciones y clasificaciones, errores y sesgos en las respuestas, errores en la recopilación o procesamiento de los datos, mala interpretación de las preguntas y otros errores en el registro y digitación de los datos, y estimados que se utilizan para los récords sin respuestas o respuestas incorrectas.

La exactitud de los datos tabulados está influenciada por el conjunto de efectos que tienen los diversos errores ajenos al muestreo. No existen medidas explícitas de los efectos que tienen dichos errores. Sin embargo, se estima que la mayoría de los errores importantes de ejecución y respuesta fueron hallados y corregidos mediante los procedimientos sistemáticos de la crítica manual, crítica electrónica y revisión de los datos por parte de analistas.

En el caso de los récords sin respuestas (cuestionarios no devueltos), se usó la información administrativa del establecimiento conjuntamente con los promedios industriales para estimar los datos básicos. Las preguntas individuales sin respuestas (preguntas dejadas en blanco) se estimaron en base a las respuestas a otras preguntas y/o en base a los récords administrativos del establecimiento y en relación a las ventas o ingresos. Se asume que las características de los establecimientos que no responden a una pregunta en particular, son iguales a los establecimientos que tienen las mismas ventas o ingresos en la misma categoría (línea en la tabla de publicación) que respondió a dicha pregunta.

Si la estimación de los datos a base del total de ventas o ingresos no resultó apropiado, otros datos básicos fueron utilizados. En algunas tablas los datos están disponibles para los establecimientos que contestaron las preguntas apropiadas en el cuestionario. Se cree que los sesgos que se puedan deber a la estimación o a los procedimientos de corrección son mínimos.

## DISPONIBILIDAD DE DATOS ADICIONALES

### Reportes Impresos y Electrónicos

Todos los resultados del Censo Económico de 1997 estarán disponibles en la página del Negociado del Censo en el Internet ([www.census.gov](http://www.census.gov)), en discos compactos (CD-ROM) para la venta por medio del Negociado del Censo, y en reportes impresos. Para información adicional, incluyendo una descripción de los productos electrónicos e impresos que se van a publicar, vea el Internet, o escriba a U.S. Census Bureau, Washington, DC 20233-8300, o llame a la oficina de Servicios al Cliente al teléfono 301-457-4100.

### Tabulaciones Especiales

Se pueden obtener tabulaciones especiales de los datos recopilados en el Censo Económico de 1997, ya sea electrónicamente o en forma tabular. Los datos se presentarán en forma de resumen y estarán sujetos a las mismas normas que prohíben la divulgación de información confidencial (incluyendo el nombre, la dirección, tipo de negocio u otros datos referentes a compañías o establecimientos comerciales independientes) a las que están sujetas las publicaciones regulares.

Special tabulations are prepared on a cost basis. A request for a cost estimate, as well as exact specifications on the type and format of the data to be provided, should be directed to the Chief of the Economic Census Branch, Company Statistics Division, U.S. Census Bureau, Washington, DC 20233-8300. To discuss a special tabulation before submitting specifications, call 301-457-3314.

## DOLLAR VALUE

All dollar values are expressed in current dollars for the year specified. Therefore, when making comparisons to prior years, users should take into consideration the inflation that has occurred.

## ABBREVIATIONS AND SYMBOLS

The following abbreviations and symbols are used in this publication:

+	Sum of other employees for the pay period including March 12, 1997, plus <b>production workers</b> during pay periods including the 12th of March, May, August, and November divided by 4. (For 1987 and earlier censuses, employment equals the sum of <b>all employees</b> during the pay periods including the 12th of March, May, August, and November divided by 4.)
–	Represents zero (page image/print only).
D	Withheld to avoid disclosing data of individual companies; data are included in higher level totals.
N	Not available or not comparable.
X	Not applicable.
do	Ditto or same as above.
nec	Not elsewhere classified.
pt.	Part.
a	0 to 19 employees.
b	20 to 99 employees.
c	100 to 249 employees.
e	250 to 499 employees.
f	500 to 999 employees.
g	1,000 to 2,499 employees.
h	2,500 to 4,999 employees.
i	5,000 to 9,999 employees.
j	10,000 to 24,999 employees.
k	25,000 to 49,999 employees.
l	50,000 to 99,999 employees.
m	100,000 employees or more.

El costo de las tabulaciones especiales es reembolsable. Solicitudes para un estimado del costo, deben ser acompañadas por especificaciones sobre el tipo y formato de las tabulaciones estadísticas que se desean. Diríjase a: "Chief of the Economic Census Branch, Company Statistics Division, U.S. Census Bureau, Washington, DC 20233-8300." Para discutir una tabulación especial antes de someter especificaciones, llame al 301-457-3314.

## VALOR EN DÓLARES

Todas las cifras monetarias que se incluyen en este informe representan los precios actuales para el año especificado. Por lo tanto, cuando se hagan comparaciones con años anteriores, los usuarios deberán tener en cuenta los efectos de la inflación.

## ABREVIATURAS Y SÍMBOLOS

En esta publicación se utilizan los siguientes símbolos y abreviaturas:

+	La suma de otros empleados para el período de pago que incluye el 12 de marzo de 1997, más los <b>trabajadores de producción</b> durante los períodos de pago que incluyen el 12 de marzo, mayo, agosto y noviembre, dividida entre 4. (Para 1987 y censos anteriores, el empleo es igual a la suma de <b>todos los empleados</b> durante los períodos de pago que incluyen el 12 de marzo, mayo, agosto y noviembre, dividida entre 4.)
–	Representa cero (sólo en la publicación o imagen de página).
D	Datos omitidos para evitar la divulgación de información sobre compañías individuales; las cifras están incluidas en los totales de niveles más altos.
N	Información no disponible ó no comparable.
X	No es pertinente.
do	Idem, o lo mismo.
nec	No está clasificada en otra parte.
pt.	Parte.
a	0 a 19 empleados.
b	20 a 99 empleados.
c	100 a 249 empleados.
e	250 a 499 empleados.
f	500 a 999 empleados.
g	1,000 a 2,499 empleados.
h	2,500 a 4,999 empleados.
i	5,000 a 9,999 empleados.
j	10,000 a 24,999 empleados.
k	25,000 a 49,999 empleados.
l	50,000 a 99,999 empleados.
m	100,000 o más empleados.



Figure 1.  
**Value of Shipments by Selected Major Group: 1997 and 1992**  
 (Millions of dollars)

1997   
 1992 

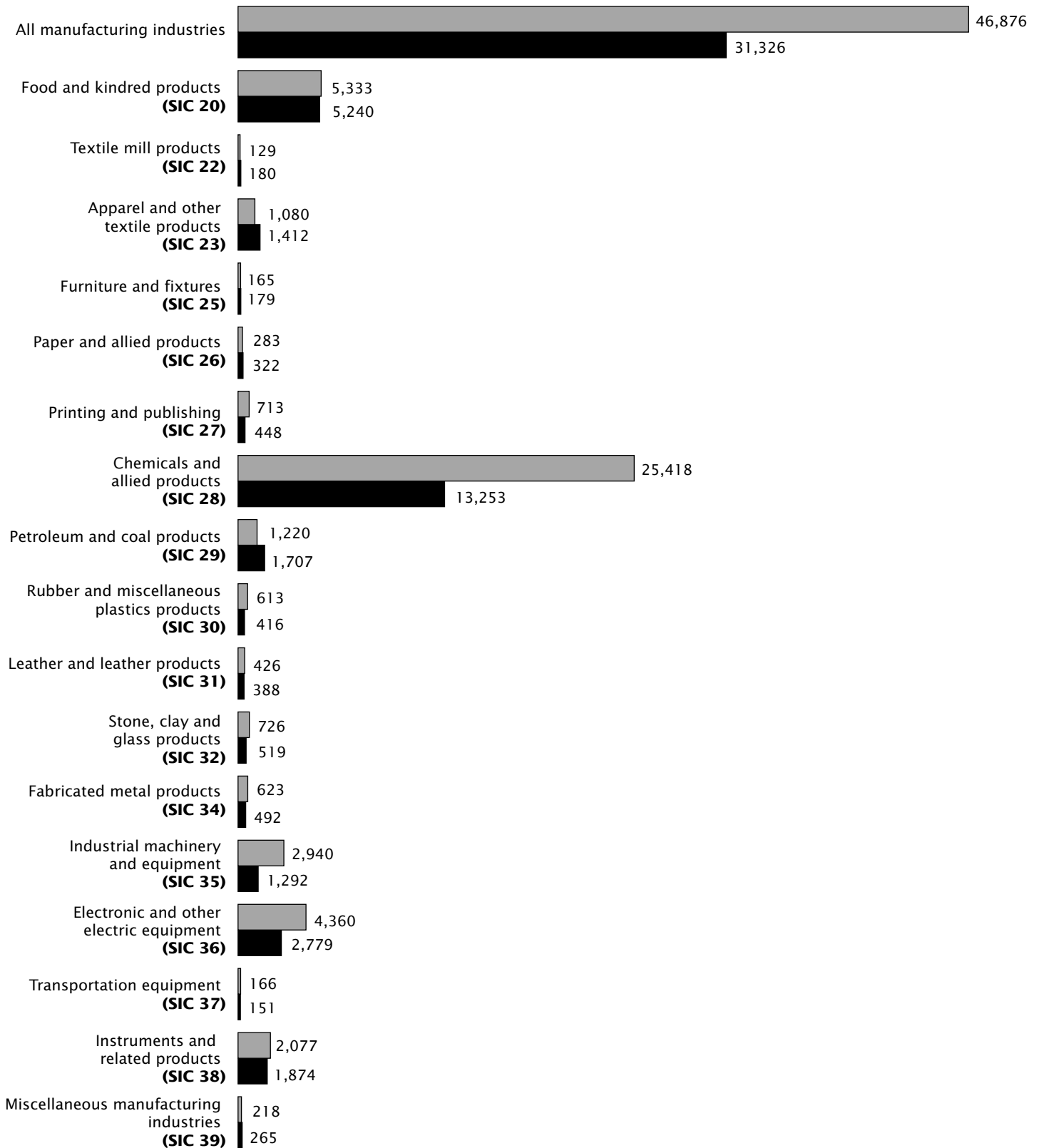


Figure 2.

**Percent Change in Value of Shipments and Payroll by Selected Major Group: 1992 to 1997**

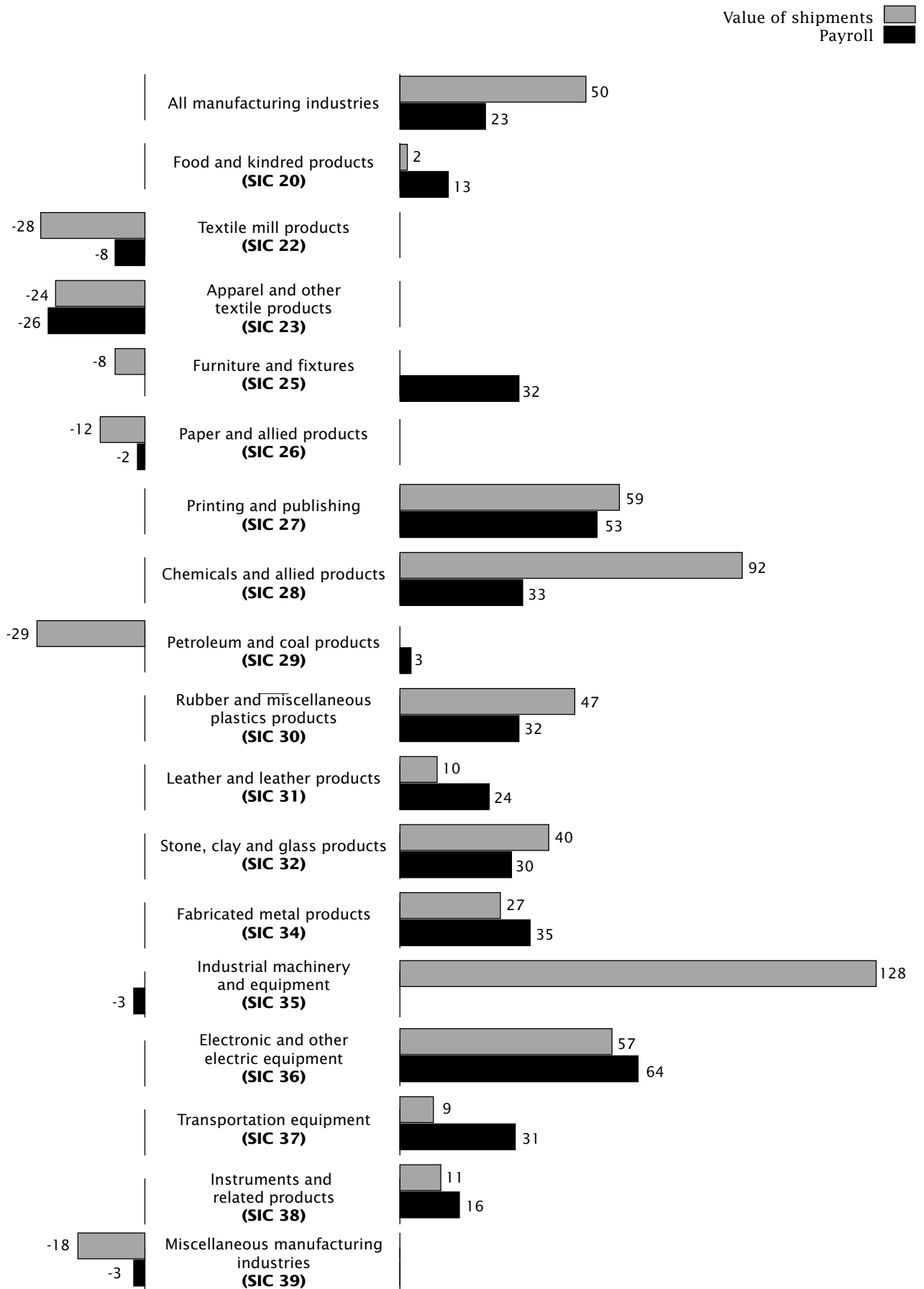


Figure 3.  
**Selected Municipios Ranked by Value of Shipments: 1997**  
(Millions of dollars)

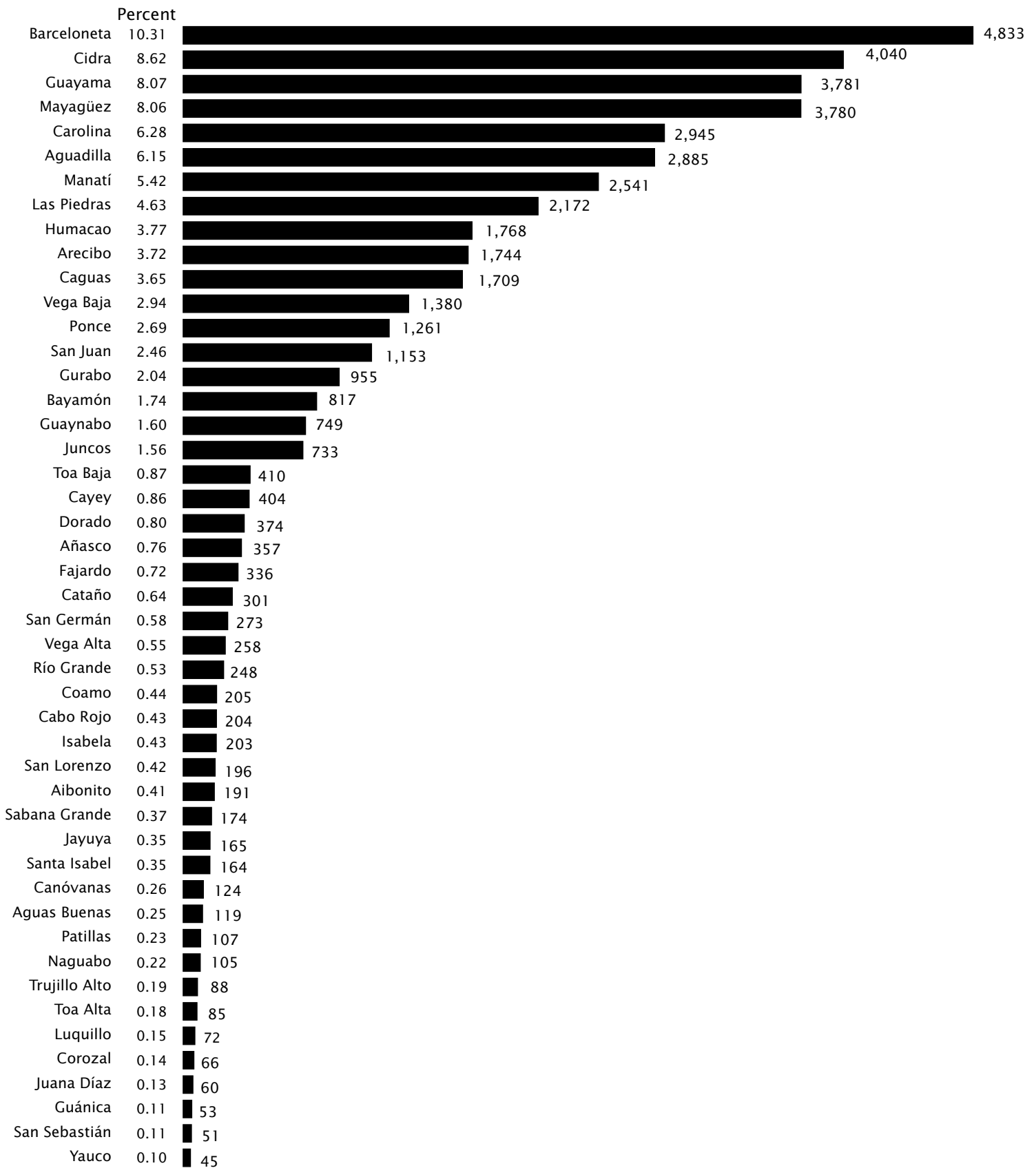
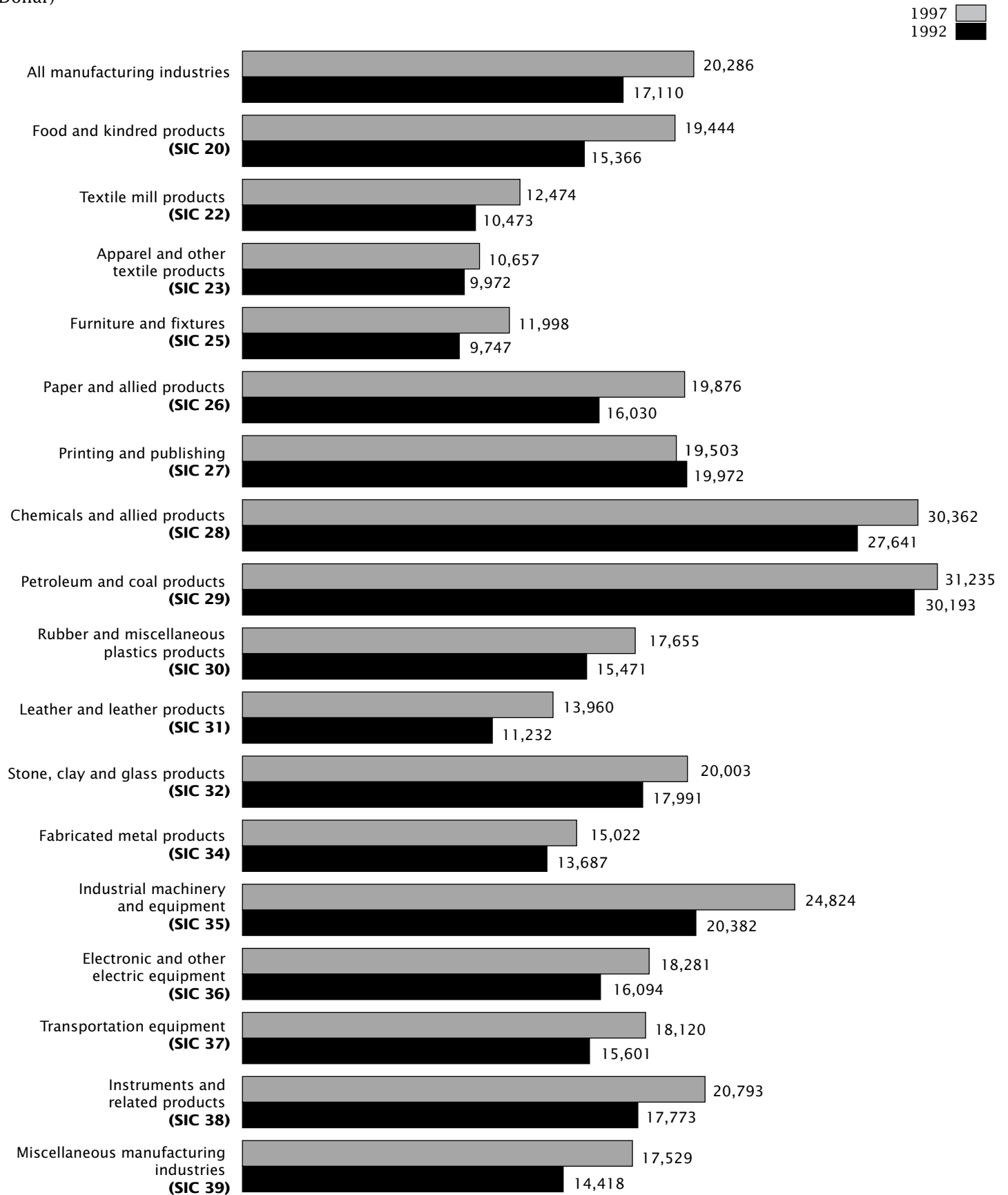
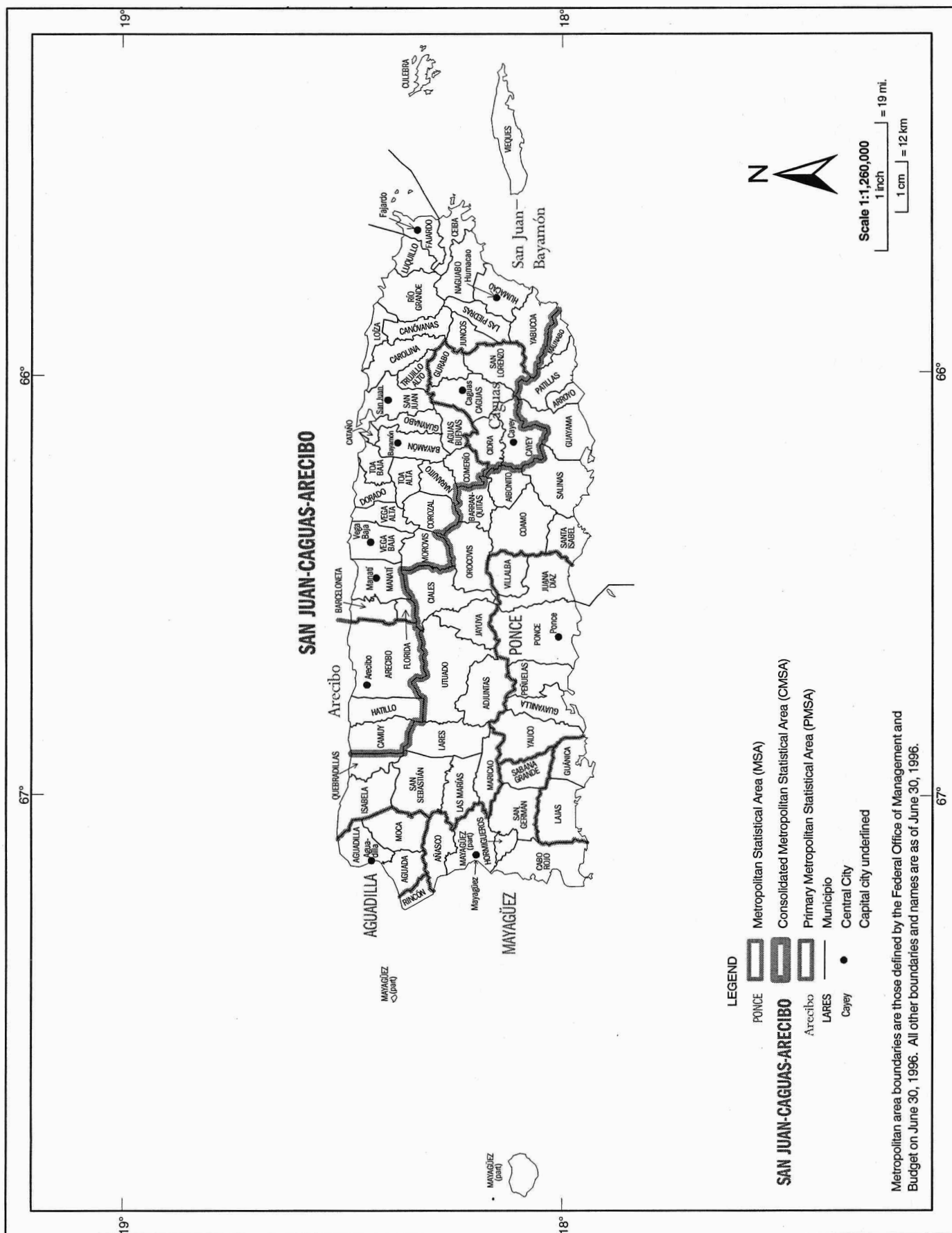


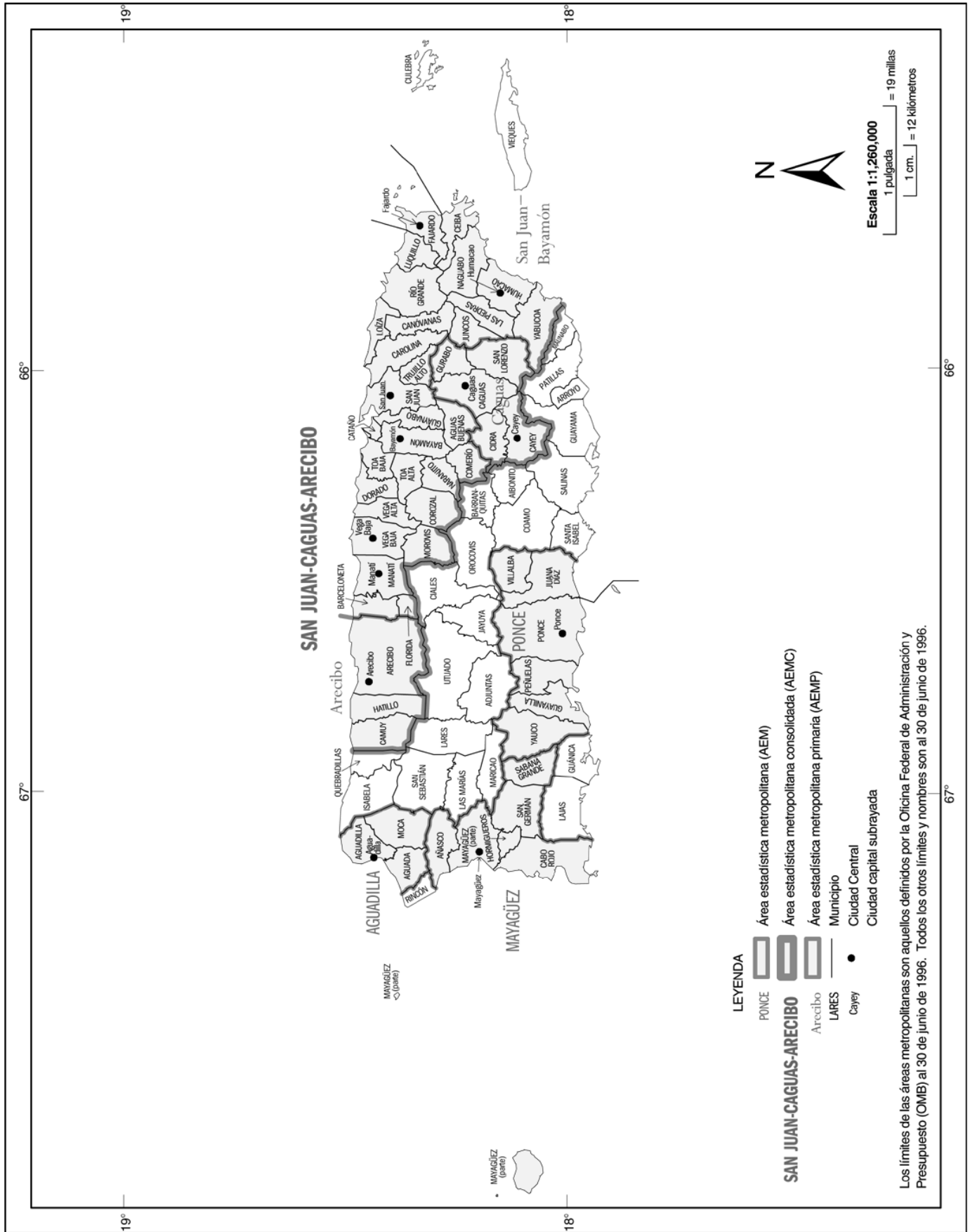
Figure 4.  
**Annual Payroll per Employee by Selected Major Group: 1997 and 1992**  
 (Dollar)







U.S. DEPARTMENT OF COMMERCE Economics and Statistics Administration U.S. Census Bureau



**Table 1. Summary Statistics: 1997 and Earlier Years**

[Detail may not add to total because of rounding. For meaning of abbreviations and symbols, see introductory text. For explanation of terms, see Appendix A]

Year	Establishments (number)	Proprietors and partners (number)	Unpaid family workers <sup>1</sup> (number)	All employees+		Value added by manufacture (\$1,000)	Cost of materials (\$1,000)	Value of shipments (\$1,000)
				Total (number)	Payroll (\$1,000)			
1997 .....	2 092	601	108	163 605	3 318 862	36 426 559	10 343 299	46 875 995
1992 .....	2 258	583	110	158 181	2 706 515	22 736 655	8 622 651	31 325 784
1987 .....	2 328	552	167	149 968	1 945 702	13 708 801	9 451 687	23 130 334
1982 .....	2 285	362	117	143 218	1 573 023	8 605 601	7 198 725	15 906 419
1977 .....	2 297	276	N	146 861	996 984	4 097 156	6 042 363	10 137 143
1972 .....	2 340	638	N	149 748	616 756	1 915 432	2 237 607	4 143 581
1967 .....	2 367	955	N	121 537	371 847	1 002 817	N	2 272 647
1963 .....	2 243	1 079	N	98 597	241 021	620 815	N	1 480 379
1958 .....	2 042	1 181	N	71 188	132 169	292 142	N	774 351
1954 .....	1 938	1 298	N	69 022	83 263	199 706	N	481 133

<sup>1</sup>First collected in 1982.

**Table 2. Summary Statistics by Employment Size of Establishments: 1997 and 1992**

[Detail may not add to total because of rounding. For meaning of abbreviations and symbols, see introductory text. For explanation of terms, see Appendix A]

Employment size	Establishments (number)	Proprietors and partners (number)	Unpaid family workers (number)	All employees+		Value added by manufacture (\$1,000)	Cost of materials (\$1,000)	Value of shipments (\$1,000)
				Total (number)	Payroll (\$1,000)			
<b>1997</b>								
<b>All manufacturing establishments .....</b>	<b>2 092</b>	<b>601</b>	<b>108</b>	<b>163 605</b>	<b>3 318 862</b>	<b>36 426 559</b>	<b>10 343 299</b>	<b>46 875 995</b>
Establishments with an average of—								
1 to 4 employees .....	545	413	71	1 314	12 402	74 468	43 076	115 575
5 to 9 employees .....	266	99	11	1 817	23 389	102 614	69 413	171 258
10 to 19 employees .....	379	70	17	5 237	70 631	361 316	206 944	562 016
20 to 49 employees .....	384	19	9	12 004	186 606	1 440 086	795 441	2 224 613
50 to 99 employees .....	168	—	—	11 813	204 553	1 714 258	735 702	2 442 466
100 to 249 employees .....	167	—	—	26 454	558 554	6 966 466	2 287 193	9 302 234
250 to 499 employees .....	109	—	—	38 303	843 626	7 966 749	2 535 724	10 503 543
500 employees or more .....	74	—	—	66 663	1 419 101	17 800 602	3 669 806	21 554 290
<b>1992</b>								
<b>All manufacturing establishments .....</b>	<b>2 258</b>	<b>583</b>	<b>110</b>	<b>158 181</b>	<b>2 706 515</b>	<b>22 736 655</b>	<b>8 622 651</b>	<b>31 325 784</b>
Establishments with an average of—								
1 to 4 employees .....	685	414	64	1 367	12 170	88 326	139 639	227 985
5 to 9 employees .....	280	88	26	1 892	19 270	102 240	71 533	173 777
10 to 19 employees .....	333	47	16	4 608	55 954	291 211	191 350	482 915
20 to 49 employees .....	384	19	4	11 817	156 616	844 522	421 765	1 259 923
50 to 99 employees .....	193	9	—	13 741	206 029	1 374 227	943 573	2 364 418
100 to 249 employees .....	205	4	—	32 709	559 310	5 710 537	1 606 946	7 314 124
250 to 499 employees .....	111	2	—	38 536	699 387	5 651 283	2 679 456	8 305 884
500 employees or more .....	67	—	—	53 511	997 779	8 674 309	2 568 389	11 196 758

**Table 3. Summary Statistics by Major Group: 1997 and 1992**

[Detail may not add to total because of rounding. For meaning of abbreviations and symbols, see introductory text. For explanation of terms, see Appendix A]

SIC code	Major group	Establishments (number)	Proprietors and partners (number)	Unpaid family workers (number)	All employees+		Value added by manufacture (\$1,000)	Cost of materials (\$1,000)	Value of shipments (\$1,000)
					Total (number)	Payroll (\$1,000)			
<b>1997</b>									
	<b>All manufacturing industries .....</b>	<b>2 092</b>	<b>601</b>	<b>108</b>	<b>163 605</b>	<b>3 318 862</b>	<b>36 426 559</b>	<b>10 343 299</b>	<b>46 875 995</b>
20	Food and kindred products .....	287	94	14	18 094	351 826	3 531 542	1 803 389	5 332 954
21	Tobacco products .....	4	D	-	g	D	D	D	D
22	Textile mill products .....	20	8	2	2 555	31 872	88 871	37 925	129 403
23	Apparel and other textile products .....	223	55	15	21 818	232 521	678 159	404 493	1 079 676
24	Lumber and wood products .....	117	D	D	g	D	D	D	D
25	Furniture and fixtures .....	146	65	7	2 472	29 659	96 817	68 687	164 696
26	Paper and allied products .....	41	2	1	2 152	42 773	162 318	120 756	283 326
27	Printing and publishing .....	208	93	27	6 469	126 166	430 227	283 899	712 753
28	Chemicals and allied products .....	186	11	2	37 860	1 149 498	21 392 844	3 918 796	25 418 347
29	Petroleum and coal products .....	28	-	3	1 555	48 571	848 676	378 763	1 219 881
30	Rubber and miscellaneous plastics products .....	71	5	1	4 924	86 935	376 623	235 817	612 657
31	Leather and leather products .....	25	4	-	5 752	80 296	218 489	205 236	426 102
32	Stone, clay, and glass products .....	159	37	5	5 298	105 978	565 171	160 728	726 497
33	Primary metal industries .....	24	7	1	727	13 176	76 506	36 890	110 867
34	Fabricated metal products .....	229	87	11	6 048	90 851	404 836	213 587	622 875
35	Industrial machinery and equipment .....	78	29	5	4 301	106 766	2 665 239	261 965	2 940 021
36	Electronic and other electrical equipment .....	87	6	1	24 931	455 767	2 896 516	1 470 920	4 360 154
37	Transportation equipment .....	34	9	2	1 484	26 890	117 507	46 508	165 779
38	Instruments and related products .....	64	3	-	12 260	254 923	1 521 030	556 012	2 076 645
39	Miscellaneous manufacturing industries .....	61	18	3	2 208	38 704	163 802	54 881	217 551
<b>1992</b>									
	<b>All manufacturing industries .....</b>	<b>2 258</b>	<b>583</b>	<b>110</b>	<b>158 181</b>	<b>2 706 515</b>	<b>22 736 655</b>	<b>8 622 651</b>	<b>31 325 784</b>
20	Food and kindred products .....	331	127	41	20 193	310 293	3 677 093	1 574 625	5 240 042
21	Tobacco products .....	6	D	D	D	D	D	D	D
22	Textile mill products .....	26	5	3	3 324	34 811	105 626	74 883	180 064
23	Apparel and other textile products .....	285	54	9	31 320	312 315	900 183	507 445	1 412 329
24	Lumber and wood products .....	106	D	D	D	D	D	D	D
25	Furniture and fixtures .....	143	55	10	2 310	22 515	112 589	66 800	179 410
26	Paper and allied products .....	55	7	1	2 732	43 793	171 795	150 716	321 621
27	Printing and publishing .....	192	72	17	4 121	82 303	325 177	126 421	448 343
28	Chemicals and allied products .....	190	17	-	31 161	861 317	11 014 927	2 212 983	13 253 432
29	Petroleum and coal products .....	24	-	-	1 562	47 162	1 055 516	680 782	1 707 480
30	Rubber and miscellaneous plastics products .....	92	10	1	4 252	65 782	243 964	172 123	415 654
31	Leather and leather products .....	31	3	-	5 785	64 976	226 890	164 212	387 524
32	Stone, clay, and glass products .....	174	44	3	4 517	81 267	318 760	198 365	518 629
33	Primary metal industries .....	27	D	D	D	D	D	D	D
34	Fabricated metal products .....	211	53	11	4 924	67 393	313 449	173 615	492 049
35	Industrial machinery and equipment .....	74	19	3	5 373	109 514	702 396	598 595	1 292 020
36	Electronic and other electrical equipment .....	114	6	1	17 224	277 196	1 691 770	1 097 242	2 778 994
37	Transportation equipment .....	34	10	1	1 315	20 515	98 584	51 504	151 466
38	Instruments and related products .....	65	1	-	12 398	220 346	1 296 702	578 401	1 873 789
39	Miscellaneous manufacturing industries .....	78	23	1	2 754	39 706	215 247	51 040	264 752

**Table 4. Selected Statistics by Legal Form of Organization for Major Groups: 1997 and 1992**

[Detail may not add to total because of rounding. For meaning of abbreviations and symbols, see introductory text. For explanation of terms, see Appendix A]

SIC code	Major group and legal form of organization	Establishments (number)	All employees+		Value added by manufacture (\$1,000)	Value of shipments (\$1,000)
			Total (number)	Payroll (\$1,000)		
<b>1997</b>	<b>All manufacturing industries</b> .....	<b>2 092</b>	<b>163 605</b>	<b>3 318 862</b>	<b>36 426 559</b>	<b>46 875 995</b>
	Individual proprietors .....	542	h	D	D	D
	Corporations .....	1 528	160 380	3 279 380	36 018 662	46 394 297
	Type of corporation:					
	Domestic .....	782	51 885	865 536	5 269 817	7 381 961
	Nondomestic under section 936 .....	232	66 824	1 610 141	26 229 049	32 242 584
	Nondomestic under section 30A .....	19	7 266	173 742	1 236 218	1 607 458
	Other nondomestic .....	58	4 955	99 219	821 212	1 208 139
	Not reported .....	437	29 450	530 742	2 462 366	3 954 155
	Other types of legal form of organization <sup>1</sup> .....	22	f	D	D	D
<b>20</b>	<b>Food and kindred products</b> .....	<b>287</b>	<b>18 094</b>	<b>351 826</b>	<b>3 531 542</b>	<b>5 332 954</b>
	Individual proprietors .....	83	e	D	D	D
	Corporations .....	200	17 638	348 560	3 515 226	5 307 602
	Type of corporation:					
	Domestic .....	104	7 799	126 390	716 025	1 077 654
	Nondomestic under section 936 .....	28	6 456	151 626	2 447 572	3 672 002
	Nondomestic under section 30A .....	1	e	D	D	D
	Other nondomestic .....	5	e	D	D	D
	Not reported .....	62	h	D	D	D
	Other types of legal form of organization <sup>1</sup> .....	4	b	D	D	D
<b>21</b>	<b>Tobacco products</b> .....	<b>4</b>	<b>g</b>	<b>D</b>	<b>D</b>	<b>D</b>
	Individual proprietors .....	1	a	D	D	D
	Corporations .....	3	g	D	D	D
	Type of corporation:					
	Domestic .....	1	a	D	D	D
	Nondomestic under section 936 .....	—	—	—	—	—
	Nondomestic under section 30A .....	2	g	D	D	D
	Other nondomestic .....	—	—	—	—	—
	Not reported .....	—	—	—	—	—
	Other types of legal form of organization <sup>1</sup> .....	—	—	—	—	—
<b>22</b>	<b>Textile mill products</b> .....	<b>20</b>	<b>2 555</b>	<b>31 872</b>	<b>88 871</b>	<b>129 403</b>
	Individual proprietors .....	5	a	D	D	D
	Corporations .....	14	h	D	D	D
	Type of corporation:					
	Domestic .....	7	1 053	11 313	31 354	56 567
	Nondomestic under section 936 .....	2	c	D	D	D
	Nondomestic under section 30A .....	1	g	D	D	D
	Other nondomestic .....	—	—	—	—	—
	Not reported .....	4	c	D	D	D
	Other types of legal form of organization <sup>1</sup> .....	1	a	D	D	D
<b>23</b>	<b>Apparel and other textile products</b> .....	<b>223</b>	<b>21 818</b>	<b>232 521</b>	<b>678 159</b>	<b>1 079 676</b>
	Individual proprietors .....	46	e	D	D	D
	Corporations .....	176	21 504	230 343	670 767	1 069 945
	Type of corporation:					
	Domestic .....	87	9 857	102 545	272 761	415 759
	Nondomestic under section 936 .....	30	7 213	83 158	284 699	467 280
	Nondomestic under section 30A .....	6	606	5 935	11 536	13 988
	Other nondomestic .....	5	281	2 938	4 230	8 210
	Not reported .....	48	3 547	35 767	97 541	164 708
	Other types of legal form of organization <sup>1</sup> .....	1	b	D	D	D
<b>24</b>	<b>Lumber and wood products</b> .....	<b>117</b>	<b>g</b>	<b>D</b>	<b>D</b>	<b>D</b>
	Individual proprietors .....	62	c	D	D	D
	Corporations .....	55	g	D	D	D
	Type of corporation:					
	Domestic .....	32	f	D	D	D
	Nondomestic under section 936 .....	—	—	—	—	—
	Nondomestic under section 30A .....	—	—	—	—	—
	Other nondomestic .....	—	—	—	—	—
	Not reported .....	23	292	2 918	21 656	29 055
	Other types of legal form of organization <sup>1</sup> .....	—	—	—	—	—
<b>25</b>	<b>Furniture and fixtures</b> .....	<b>146</b>	<b>2 472</b>	<b>29 659</b>	<b>96 817</b>	<b>164 696</b>
	Individual proprietors .....	59	e	D	D	D
	Corporations .....	83	g	D	D	D
	Type of corporation:					
	Domestic .....	39	1 394	17 111	53 200	88 197
	Nondomestic under section 936 .....	1	b	D	D	D
	Nondomestic under section 30A .....	—	—	—	—	—
	Other nondomestic .....	6	c	D	D	D
	Not reported .....	37	602	7 449	24 193	42 929
	Other types of legal form of organization <sup>1</sup> .....	4	b	D	D	D

See footnotes at end of table.

**Table 4. Selected Statistics by Legal Form of Organization for Major Groups: 1997 and 1992—Con.**

[Detail may not add to total because of rounding. For meaning of abbreviations and symbols, see introductory text. For explanation of terms, see Appendix A]

SIC code	Major group and legal form of organization	Establishments (number)	All employees+		Value added by manufacture (\$1,000)	Value of shipments (\$1,000)
			Total (number)	Payroll (\$1,000)		
<b>1997—Con.</b>						
<b>26</b>	<b>Paper and allied products</b> .....	<b>41</b>	<b>2 152</b>	<b>42 773</b>	<b>162 318</b>	<b>283 326</b>
	Individual proprietors .....	2	a	D	D	D
	Corporations .....	39	g	D	D	D
	Type of corporation:					
	Domestic .....	25	1 245	24 634	91 248	176 379
	Nondomestic under section 936 .....	4	f	D	D	D
	Nondomestic under section 30A .....	1	a	D	D	D
	Other nondomestic .....	1	b	D	D	D
	Not reported .....	8	e	D	D	D
	Other types of legal form of organization <sup>1</sup> .....	—	—	—	—	—
<b>27</b>	<b>Printing and publishing</b> .....	<b>208</b>	<b>6 469</b>	<b>126 166</b>	<b>430 227</b>	<b>712 753</b>
	Individual proprietors .....	83	313	3 177	10 519	17 717
	Corporations .....	120	6 130	122 811	419 279	694 207
	Type of corporation:					
	Domestic .....	42	g	D	D	D
	Nondomestic under section 936 .....	9	f	D	D	D
	Nondomestic under section 30A .....	1	b	D	D	D
	Other nondomestic .....	8	138	2 204	5 183	8 341
	Not reported .....	60	3 881	81 214	300 926	503 217
	Other types of legal form of organization <sup>1</sup> .....	5	26	178	429	829
<b>28</b>	<b>Chemicals and allied products</b> .....	<b>186</b>	<b>37 860</b>	<b>1 149 498</b>	<b>21 392 844</b>	<b>25 418 347</b>
	Individual proprietors .....	11	b	D	D	D
	Corporations .....	174	k	D	D	D
	Type of corporation:					
	Domestic .....	61	5 200	141 830	2 025 516	2 338 139
	Nondomestic under section 936 .....	77	28 063	861 008	18 019 850	21 178 043
	Nondomestic under section 30A .....	4	f	D	D	D
	Other nondomestic .....	7	f	D	D	D
	Not reported .....	25	2 847	80 879	478 906	714 230
	Other types of legal form of organization <sup>1</sup> .....	1	e	D	D	D
<b>29</b>	<b>Petroleum and coal products</b> .....	<b>28</b>	<b>1 555</b>	<b>48 571</b>	<b>848 676</b>	<b>1 219 881</b>
	Individual proprietors .....	—	—	—	—	—
	Corporations .....	27	g	D	D	D
	Type of corporation:					
	Domestic .....	16	771	15 789	54 312	151 006
	Nondomestic under section 936 .....	5	700	31 225	773 102	1 034 063
	Nondomestic under section 30A .....	—	—	—	—	—
	Other nondomestic .....	1	a	D	D	D
	Not reported .....	5	b	D	D	D
	Other types of legal form of organization <sup>1</sup> .....	1	a	D	D	D
<b>30</b>	<b>Rubber and miscellaneous plastics products</b> .....	<b>71</b>	<b>4 924</b>	<b>86 935</b>	<b>376 623</b>	<b>612 657</b>
	Individual proprietors .....	4	19	128	697	1 057
	Corporations .....	67	4 905	86 807	375 926	611 600
	Type of corporation:					
	Domestic .....	36	1 977	33 148	146 753	255 605
	Nondomestic under section 936 .....	11	1 252	23 275	123 416	181 585
	Nondomestic under section 30A .....	—	—	—	—	—
	Other nondomestic .....	5	414	5 792	27 174	34 767
	Not reported .....	15	1 262	24 592	78 583	139 643
	Other types of legal form of organization <sup>1</sup> .....	—	—	—	—	—
<b>31</b>	<b>Leather and leather products</b> .....	<b>25</b>	<b>5 752</b>	<b>80 296</b>	<b>218 489</b>	<b>426 102</b>
	Individual proprietors .....	4	9	51	135	245
	Corporations .....	21	5 743	80 245	218 354	425 857
	Type of corporation:					
	Domestic .....	7	1 780	24 749	86 810	194 521
	Nondomestic under section 936 .....	7	3 659	50 686	117 699	206 716
	Nondomestic under section 30A .....	—	—	—	—	—
	Other nondomestic .....	—	—	—	—	—
	Not reported .....	7	304	4 810	13 845	24 620
	Other types of legal form of organization <sup>1</sup> .....	—	—	—	—	—
<b>32</b>	<b>Stone, clay, and glass products</b> .....	<b>159</b>	<b>5 298</b>	<b>105 978</b>	<b>565 171</b>	<b>726 497</b>
	Individual proprietors .....	36	c	D	D	D
	Corporations .....	121	5 034	103 141	549 733	706 239
	Type of corporation:					
	Domestic .....	96	4 215	90 333	497 519	632 148
	Nondomestic under section 936 .....	1	b	D	D	D
	Nondomestic under section 30A .....	—	—	—	—	—
	Other nondomestic .....	2	b	D	D	D
	Not reported .....	22	722	10 744	40 906	60 633
	Other types of legal form of organization <sup>1</sup> .....	2	b	D	D	D

See footnotes at end of table.

**Table 4. Selected Statistics by Legal Form of Organization for Major Groups: 1997 and 1992—Con.**

[Detail may not add to total because of rounding. For meaning of abbreviations and symbols, see introductory text. For explanation of terms, see Appendix A]

SIC code	Major group and legal form of organization	Establishments (number)	All employees+		Value added by manufacture (\$1,000)	Value of shipments (\$1,000)
			Total (number)	Payroll (\$1,000)		
	<b>1997—Con.</b>					
<b>33</b>	<b>Primary metal industries</b> .....	<b>24</b>	<b>727</b>	<b>13 176</b>	<b>76 506</b>	<b>110 867</b>
	Individual proprietors .....	5	b	D	D	D
	Corporations .....	19	f	D	D	D
	Type of corporation:					
	Domestic .....	11	315	5 714	33 116	47 914
	Nondomestic under section 936 .....	—	—	—	—	—
	Nondomestic under section 30A .....	—	—	—	—	—
	Other nondomestic .....	3	c	D	D	D
	Not reported .....	5	c	D	D	D
	Other types of legal form of organization <sup>1</sup> .....	—	—	—	—	—
<b>34</b>	<b>Fabricated metal products</b> .....	<b>229</b>	<b>6 048</b>	<b>90 851</b>	<b>404 836</b>	<b>622 875</b>
	Individual proprietors .....	81	e	D	D	D
	Corporations .....	147	5 631	86 984	385 255	596 738
	Type of corporation:					
	Domestic .....	97	4 089	64 073	285 835	424 752
	Nondomestic under section 936 .....	9	e	D	D	D
	Nondomestic under section 30A .....	—	—	—	—	—
	Other nondomestic .....	3	b	D	D	D
	Not reported .....	38	g	D	D	D
	Other types of legal form of organization <sup>1</sup> .....	1	a	D	D	D
<b>35</b>	<b>Industrial machinery and equipment</b> .....	<b>78</b>	<b>4 301</b>	<b>106 766</b>	<b>2 665 239</b>	<b>2 940 021</b>
	Individual proprietors .....	29	91	909	3 883	6 643
	Corporations .....	49	4 210	105 857	2 661 356	2 933 378
	Type of corporation:					
	Domestic .....	20	g	D	D	D
	Nondomestic under section 936 .....	5	g	D	D	D
	Nondomestic under section 30A .....	—	—	—	—	—
	Other nondomestic .....	1	b	D	D	D
	Not reported .....	23	f	D	D	D
	Other types of legal form of organization <sup>1</sup> .....	—	—	—	—	—
<b>36</b>	<b>Electronic and other electric equipment</b> .....	<b>87</b>	<b>24 931</b>	<b>455 767</b>	<b>2 896 516</b>	<b>4 360 154</b>
	Individual proprietors .....	4	a	D	D	D
	Corporations .....	82	24 906	455 427	2 895 702	4 358 624
	Type of corporation:					
	Domestic .....	32	i	D	D	D
	Nondomestic under section 936 .....	19	7 744	136 505	836 229	1 296 131
	Nondomestic under section 30A .....	1	h	D	D	D
	Other nondomestic .....	5	g	D	D	D
	Not reported .....	25	7 611	131 354	636 560	1 151 167
	Other types of legal form of organization <sup>1</sup> .....	1	a	D	D	D
<b>37</b>	<b>Transportation equipment</b> .....	<b>34</b>	<b>1 484</b>	<b>26 890</b>	<b>117 507</b>	<b>165 779</b>
	Individual proprietors .....	8	b	D	D	D
	Corporations .....	26	g	D	D	D
	Type of corporation:					
	Domestic .....	19	1 008	17 569	63 990	105 982
	Nondomestic under section 936 .....	2	b	D	D	D
	Nondomestic under section 30A .....	—	—	—	—	—
	Other nondomestic .....	—	—	—	—	—
	Not reported .....	5	e	D	D	D
	Other types of legal form of organization <sup>1</sup> .....	—	—	—	—	—
<b>38</b>	<b>Instruments and related products</b> .....	<b>64</b>	<b>12 260</b>	<b>254 923</b>	<b>1 521 030</b>	<b>2 076 645</b>
	Individual proprietors .....	3	7	58	255	381
	Corporations .....	60	j	D	D	D
	Type of corporation:					
	Domestic .....	22	1 274	19 133	116 521	148 772
	Nondomestic under section 936 .....	21	8 128	171 171	1 080 071	1 469 960
	Nondomestic under section 30A .....	2	f	D	D	D
	Other nondomestic .....	5	f	D	D	D
	Not reported .....	10	1 614	36 386	176 088	261 643
	Other types of legal form of organization <sup>1</sup> .....	1	c	D	D	D
<b>39</b>	<b>Miscellaneous manufacturing industries</b> .....	<b>61</b>	<b>2 208</b>	<b>38 704</b>	<b>163 802</b>	<b>217 551</b>
	Individual proprietors .....	16	84	973	3 686	5 262
	Corporations .....	45	2 124	37 731	160 116	212 289
	Type of corporation:					
	Domestic .....	28	f	D	D	D
	Nondomestic under section 936 .....	1	c	D	D	D
	Nondomestic under section 30A .....	—	—	—	—	—
	Other nondomestic .....	1	c	D	D	D
	Not reported .....	15	1 139	20 914	90 528	111 977
	Other types of legal form of organization <sup>1</sup> .....	—	—	—	—	—

See footnotes at end of table.

**Table 4. Selected Statistics by Legal Form of Organization for Major Groups: 1997 and 1992—Con.**

[Detail may not add to total because of rounding. For meaning of abbreviations and symbols, see introductory text. For explanation of terms, see Appendix A]

SIC code	Major group and legal form of organization	Establishments (number)	All employees+		Value added by manufacture (\$1,000)	Value of shipments (\$1,000)
			Total (number)	Payroll (\$1,000)		
	<b>1992</b>					
	<b>All manufacturing industries</b> .....	<b>2 258</b>	<b>158 181</b>	<b>2 706 515</b>	<b>22 736 655</b>	<b>31 325 784</b>
	Individual proprietors .....	484	2 006	13 816	59 661	103 373
	Corporations .....	1 728	154 432	2 661 231	22 531 572	31 035 100
	Type of corporation:					
	Domestic .....	779	50 456	734 765	4 412 283	6 077 114
	Nondomestic under section 936 .....	273	66 732	1 314 139	14 619 407	19 074 400
	Other nondomestic .....	31	3 203	56 735	413 512	897 986
	Not reported .....	645	34 041	555 592	3 086 370	4 985 600
	Other types of legal form of organization <sup>1</sup> .....	46	1 743	31 468	145 422	187 311
<b>20</b>	<b>Food and kindred products</b> .....	<b>331</b>	<b>20 193</b>	<b>310 293</b>	<b>3 677 093</b>	<b>5 240 042</b>
	Individual proprietors .....	105	473	2 539	12 770	20 937
	Corporations .....	219	19 651	307 329	3 663 394	5 217 464
	Type of corporation:					
	Domestic .....	106	11 402	173 307	909 459	1 416 433
	Nondomestic under section 936 .....	20	3 509	67 838	2 453 749	3 280 632
	Other nondomestic .....	4	D	D	D	D
	Not reported .....	89	D	D	D	D
	Other types of legal form of organization <sup>1</sup> .....	7	69	425	929	1 641
<b>21</b>	<b>Tobacco products</b> .....	<b>6</b>	<b>D</b>	<b>D</b>	<b>D</b>	<b>D</b>
	Individual proprietors .....	1	D	D	D	D
	Corporations .....	4	D	D	D	D
	Type of corporation:					
	Domestic .....	1	D	D	D	D
	Nondomestic under section 936 .....	1	D	D	D	D
	Other nondomestic .....	2	D	D	D	D
	Not reported .....	2	D	D	D	D
	Other types of legal form of organization <sup>1</sup> .....	1	D	D	D	D
<b>22</b>	<b>Textile mill products</b> .....	<b>26</b>	<b>3 324</b>	<b>34 811</b>	<b>105 626</b>	<b>180 064</b>
	Individual proprietors .....	4	13	93	332	584
	Corporations .....	22	3 311	34 718	105 294	179 480
	Type of corporation:					
	Domestic .....	7	605	5 288	8 818	16 119
	Nondomestic under section 936 .....	6	1 270	12 463	22 707	37 004
	Other nondomestic .....	—	—	—	—	—
	Not reported .....	9	1 436	16 967	73 769	126 357
	Other types of legal form of organization <sup>1</sup> .....	—	—	—	—	—
<b>23</b>	<b>Apparel and other textile products</b> .....	<b>285</b>	<b>31 320</b>	<b>312 315</b>	<b>900 183</b>	<b>1 412 329</b>
	Individual proprietors .....	43	283	1 880	7 380	11 419
	Corporations .....	237	30 771	308 256	888 664	1 396 217
	Type of corporation:					
	Domestic .....	111	D	D	D	D
	Nondomestic under section 936 .....	42	12 620	136 873	416 119	584 908
	Other nondomestic .....	4	D	D	D	D
	Not reported .....	80	7 459	78 057	241 472	467 830
	Other types of legal form of organization <sup>1</sup> .....	5	266	2 179	4 139	4 693
<b>24</b>	<b>Lumber and wood products</b> .....	<b>106</b>	<b>D</b>	<b>D</b>	<b>D</b>	<b>D</b>
	Individual proprietors .....	56	224	1 536	6 244	14 111
	Corporations .....	46	D	D	D	D
	Type of corporation:					
	Domestic .....	27	D	D	D	D
	Nondomestic under section 936 .....	—	—	—	—	—
	Other nondomestic .....	—	—	—	—	—
	Not reported .....	19	119	1 141	3 634	9 735
	Other types of legal form of organization <sup>1</sup> .....	4	D	D	D	D
<b>25</b>	<b>Furniture and fixtures</b> .....	<b>143</b>	<b>2 310</b>	<b>22 515</b>	<b>112 589</b>	<b>179 410</b>
	Individual proprietors .....	50	D	D	D	D
	Corporations .....	91	2 084	20 717	105 562	166 757
	Type of corporation:					
	Domestic .....	50	1 077	8 795	42 347	55 452
	Nondomestic under section 936 .....	3	367	5 331	29 817	56 245
	Other nondomestic .....	2	D	D	D	D
	Not reported .....	36	D	D	D	D
	Other types of legal form of organization <sup>1</sup> .....	2	D	D	D	D

See footnotes at end of table.



**Table 4. Selected Statistics by Legal Form of Organization for Major Groups: 1997 and 1992—Con.**

[Detail may not add to total because of rounding. For meaning of abbreviations and symbols, see introductory text. For explanation of terms, see Appendix A]

SIC code	Major group and legal form of organization	Establishments (number)	All employees+		Value added by manufacture (\$1,000)	Value of shipments (\$1,000)
			Total (number)	Payroll (\$1,000)		
	<b>1992—Con.</b>					
<b>26</b>	<b>Paper and allied products</b> .....	<b>55</b>	<b>2 732</b>	<b>43 793</b>	<b>171 795</b>	<b>321 621</b>
	Individual proprietors .....	3	D	D	D	D
	Corporations .....	50	2 689	43 367	169 714	317 758
	Type of corporation:					
	Domestic .....	27	1 495	21 155	75 349	159 311
	Nondomestic under section 936 .....	8	726	14 419	58 387	92 200
	Other nondomestic .....	1	D	D	D	D
	Not reported .....	14	D	D	D	D
	Other types of legal form of organization <sup>1</sup> .....	2	D	D	D	D
<b>27</b>	<b>Printing and publishing</b> .....	<b>192</b>	<b>4 121</b>	<b>82 303</b>	<b>325 177</b>	<b>448 343</b>
	Individual proprietors .....	61	232	1 891	8 294	12 575
	Corporations .....	124	3 562	73 168	302 028	413 566
	Type of corporation:					
	Domestic .....	47	1 904	36 130	138 046	186 727
	Nondomestic under section 936 .....	9	D	D	D	D
	Other nondomestic .....	1	D	D	D	D
	Not reported .....	67	1 322	30 922	124 889	178 974
	Other types of legal form of organization <sup>1</sup> .....	7	327	7 244	14 855	22 202
<b>28</b>	<b>Chemicals and allied products</b> .....	<b>190</b>	<b>31 161</b>	<b>861 317</b>	<b>11 014 927</b>	<b>13 253 432</b>
	Individual proprietors .....	9	D	D	D	D
	Corporations .....	177	30 582	845 994	10 916 951	13 135 345
	Type of corporation:					
	Domestic .....	72	5 243	124 522	1 506 413	1 810 760
	Nondomestic under section 936 .....	61	21 862	615 380	8 280 955	9 600 248
	Other nondomestic .....	2	D	D	D	D
	Not reported .....	42	D	D	D	D
	Other types of legal form of organization <sup>1</sup> .....	4	D	D	D	D
<b>29</b>	<b>Petroleum and coal products</b> .....	<b>24</b>	<b>1 562</b>	<b>47 162</b>	<b>1 055 516</b>	<b>1 707 480</b>
	Individual proprietors .....	—	—	—	—	—
	Corporations .....	24	1 562	47 162	1 055 516	1 707 480
	Type of corporation:					
	Domestic .....	13	D	D	D	D
	Nondomestic under section 936 .....	4	720	27 820	622 178	1 128 199
	Other nondomestic .....	1	D	D	D	D
	Not reported .....	6	D	D	D	D
	Other types of legal form of organization <sup>1</sup> .....	—	—	—	—	—
<b>30</b>	<b>Rubber and miscellaneous plastics products</b> .....	<b>92</b>	<b>4 252</b>	<b>65 782</b>	<b>243 964</b>	<b>415 654</b>
	Individual proprietors .....	4	D	D	D	D
	Corporations .....	85	4 192	65 182	241 561	412 486
	Type of corporation:					
	Domestic .....	37	1 317	17 249	62 491	94 597
	Nondomestic under section 936 .....	13	D	D	D	D
	Other nondomestic .....	2	D	D	D	D
	Not reported .....	33	1 789	29 686	117 754	214 928
	Other types of legal form of organization <sup>1</sup> .....	3	D	D	D	D
<b>31</b>	<b>Leather and leather products</b> .....	<b>31</b>	<b>5 785</b>	<b>64 976</b>	<b>226 890</b>	<b>387 524</b>
	Individual proprietors .....	3	D	D	D	D
	Corporations .....	28	D	D	D	D
	Type of corporation:					
	Domestic .....	9	2 201	25 803	92 698	124 090
	Nondomestic under section 936 .....	4	1 873	21 320	58 651	136 339
	Other nondomestic .....	1	D	D	D	D
	Not reported .....	14	1 668	17 390	71 459	122 564
	Other types of legal form of organization <sup>1</sup> .....	—	—	—	—	—
<b>32</b>	<b>Stone, clay, and glass products</b> .....	<b>174</b>	<b>4 517</b>	<b>81 267</b>	<b>318 760</b>	<b>518 629</b>
	Individual proprietors .....	34	147	1 125	5 539	8 887
	Corporations .....	134	4 258	78 959	308 330	503 558
	Type of corporation:					
	Domestic .....	73	2 720	48 525	168 471	276 827
	Nondomestic under section 936 .....	4	110	2 098	13 475	15 768
	Other nondomestic .....	—	—	—	—	—
	Not reported .....	57	1 428	28 336	126 384	210 963
	Other types of legal form of organization <sup>1</sup> .....	6	112	1 183	4 891	6 184

See footnotes at end of table.

**Table 4. Selected Statistics by Legal Form of Organization for Major Groups: 1997 and 1992—Con.**

[Detail may not add to total because of rounding. For meaning of abbreviations and symbols, see introductory text. For explanation of terms, see Appendix A]

SIC code	Major group and legal form of organization	Establishments (number)	All employees+		Value added by manufacture (\$1,000)	Value of shipments (\$1,000)
			Total (number)	Payroll (\$1,000)		
	<b>1992—Con.</b>					
<b>33</b>	<b>Primary metal industries</b> .....	<b>27</b>	<b>D</b>	<b>D</b>	<b>D</b>	<b>D</b>
	Individual proprietors .....	9	D	D	D	D
	Corporations .....	18	D	D	D	D
	Type of corporation:					
	Domestic .....	10	391	5 542	19 642	26 935
	Nondomestic under section 936 .....	1	D	D	D	D
	Other nondomestic .....	1	D	D	D	D
	Not reported .....	6	93	1 281	6 931	16 957
	Other types of legal form of organization <sup>1</sup> .....	—	—	—	—	—
<b>34</b>	<b>Fabricated metal products</b> .....	<b>211</b>	<b>4 924</b>	<b>67 393</b>	<b>313 449</b>	<b>492 049</b>
	Individual proprietors .....	50	D	D	D	D
	Corporations .....	160	4 767	66 178	309 236	481 478
	Type of corporation:					
	Domestic .....	88	3 255	42 608	210 979	285 650
	Nondomestic under section 936 .....	16	792	13 887	42 842	99 137
	Other nondomestic .....	4	101	1 192	4 842	8 976
	Not reported .....	52	619	8 491	50 573	87 715
	Other types of legal form of organization <sup>1</sup> .....	1	D	D	D	D
<b>35</b>	<b>Industrial machinery and equipment</b> .....	<b>74</b>	<b>5 373</b>	<b>109 514</b>	<b>702 396</b>	<b>1 292 020</b>
	Individual proprietors .....	16	D	D	D	D
	Corporations .....	57	5 329	109 131	700 506	1 288 480
	Type of corporation:					
	Domestic .....	20	780	12 064	42 687	91 669
	Nondomestic under section 936 .....	12	3 095	61 116	442 329	769 835
	Other nondomestic .....	—	—	—	—	—
	Not reported .....	25	1 454	35 951	215 490	426 976
	Other types of legal form of organization <sup>1</sup> .....	1	D	D	D	D
<b>36</b>	<b>Electronic and other electric equipment</b> .....	<b>114</b>	<b>17 224</b>	<b>277 196</b>	<b>1 691 770</b>	<b>2 778 994</b>
	Individual proprietors .....	5	D	D	D	D
	Corporations .....	108	17 152	276 720	1 690 473	2 777 273
	Type of corporation:					
	Domestic .....	29	1 963	32 482	110 134	216 861
	Nondomestic under section 936 .....	37	9 581	153 421	1 171 817	1 810 735
	Other nondomestic .....	—	—	—	—	—
	Not reported .....	42	5 608	90 817	408 522	749 677
	Other types of legal form of organization <sup>1</sup> .....	1	D	D	D	D
<b>37</b>	<b>Transportation equipment</b> .....	<b>34</b>	<b>1 315</b>	<b>20 515</b>	<b>98 584</b>	<b>151 466</b>
	Individual proprietors .....	9	26	297	1 339	2 225
	Corporations .....	25	1 289	20 218	97 245	149 241
	Type of corporation:					
	Domestic .....	11	D	D	D	D
	Nondomestic under section 936 .....	3	D	D	D	D
	Other nondomestic .....	—	—	—	—	—
	Not reported .....	11	581	9 631	37 794	64 363
	Other types of legal form of organization <sup>1</sup> .....	—	—	—	—	—
<b>38</b>	<b>Instruments and related products</b> .....	<b>65</b>	<b>12 398</b>	<b>220 346</b>	<b>1 296 702</b>	<b>1 873 789</b>
	Individual proprietors .....	—	—	—	—	—
	Corporations .....	63	D	D	D	D
	Type of corporation:					
	Domestic .....	19	2 695	39 682	245 013	333 498
	Nondomestic under section 936 .....	25	7 439	137 632	787 651	1 154 397
	Other nondomestic .....	4	D	D	D	D
	Not reported .....	15	1 714	33 421	154 713	252 105
	Other types of legal form of organization <sup>1</sup> .....	2	D	D	D	D
<b>39</b>	<b>Miscellaneous manufacturing industries</b> .....	<b>78</b>	<b>2 754</b>	<b>39 706</b>	<b>215 247</b>	<b>264 752</b>
	Individual proprietors .....	22	57	344	1 270	2 777
	Corporations .....	56	2 697	39 362	213 977	261 975
	Type of corporation:					
	Domestic .....	22	1 607	23 896	116 485	126 390
	Nondomestic under section 936 .....	4	342	5 948	46 422	52 289
	Other nondomestic .....	4	443	5 914	39 082	41 755
	Not reported .....	26	305	3 604	11 988	41 541
	Other types of legal form of organization <sup>1</sup> .....	—	—	—	—	—

<sup>1</sup>Includes establishments whose legal form of organization was other than corporations or individual proprietors. Establishments not indicating legal form of organization were assigned to one of the three classifications based on their mailing label.

**Table 5. Selected Statistics by Type of Corporation for Major Groups: 1997**

[Detail may not add to total because of rounding. For meaning of abbreviations and symbols, see introductory text. For explanation of terms, see Appendix A]

SIC code	Major group and type of corporation	Establishments (number)	All employees+		Value added by manufacture (\$1,000)	Value of shipments (\$1,000)
			Total (number)	Payroll (\$1,000)		
	<b>ALL MANUFACTURING INDUSTRIES</b>					
	Corporations .....	1 528	160 380	3 279 380	36 018 662	46 394 297
	Type of corporation:					
	Private .....	1 185	112 612	2 197 397	23 420 902	30 871 637
	Public .....	88	24 965	644 439	9 649 872	11 258 884
	Not reported .....	255	22 803	437 544	2 947 888	4 263 776
<b>20</b>	<b>Food and kindred products</b>					
	Corporations .....	200	17 638	348 560	3 515 226	5 307 602
	Type of corporation:					
	Private .....	158	15 710	303 154	3 274 843	4 925 772
	Public .....	6	739	19 532	113 290	159 522
	Not reported .....	36	1 189	25 874	127 093	222 308
<b>21</b>	<b>Tobacco products</b>					
	Corporations .....	3	g	D	D	D
	Type of corporation:					
	Private .....	2	e	D	D	D
	Public .....	—	f	D	D	D
	Not reported .....	1	f	D	D	D
<b>22</b>	<b>Textile mill products</b>					
	Corporations .....	14	h	D	D	D
	Type of corporation:					
	Private .....	11	f	D	D	D
	Public .....	2	g	D	D	D
	Not reported .....	1	b	D	D	D
<b>23</b>	<b>Apparel and other textile products</b>					
	Corporations .....	176	21 504	230 343	670 767	1 069 945
	Type of corporation:					
	Private .....	143	18 352	198 115	587 546	931 905
	Public .....	1	c	D	D	D
	Not reported .....	32	h	D	D	D
<b>24</b>	<b>Lumber and wood products</b>					
	Corporations .....	55	g	D	D	D
	Type of corporation:					
	Private .....	44	g	D	D	D
	Public .....	—	—	—	—	—
	Not reported .....	11	118	1 140	4 157	8 336
<b>25</b>	<b>Furniture and fixtures</b>					
	Corporations .....	83	g	D	D	D
	Type of corporation:					
	Private .....	68	1 722	21 903	73 401	122 251
	Public .....	3	e	D	D	D
	Not reported .....	12	c	D	D	D
<b>26</b>	<b>Paper and allied products</b>					
	Corporations .....	39	g	D	D	D
	Type of corporation:					
	Private .....	29	1 678	33 175	120 310	223 213
	Public .....	2	c	D	D	D
	Not reported .....	8	e	D	D	D
<b>27</b>	<b>Printing and publishing</b>					
	Corporations .....	120	6 130	122 811	419 279	694 207
	Type of corporation:					
	Private .....	89	4 012	85 866	291 928	478 398
	Public .....	6	466	10 237	25 977	40 979
	Not reported .....	25	1 652	26 708	101 374	174 830
<b>28</b>	<b>Chemicals and allied products</b>					
	Corporations .....	174	k	D	D	D
	Type of corporation:					
	Private .....	128	25 420	706 838	13 791 278	16 588 933
	Public .....	19	7 350	281 964	5 679 712	6 421 172
	Not reported .....	27	h	D	D	D
<b>29</b>	<b>Petroleum and coal products</b>					
	Corporations .....	27	g	D	D	D
	Type of corporation:					
	Private .....	25	1 489	47 241	828 460	1 186 548
	Public .....	—	—	—	—	—
	Not reported .....	2	b	D	D	D

See footnotes at end of table.

**Table 5. Selected Statistics by Type of Corporation for Major Groups: 1997—Con.**

[Detail may not add to total because of rounding. For meaning of abbreviations and symbols, see introductory text. For explanation of terms, see Appendix A]

SIC code	Major group and type of corporation	Establishments (number)	All employees+		Value added by manufacture (\$1,000)	Value of shipments (\$1,000)
			Total (number)	Payroll (\$1,000)		
<b>30</b>	<b>Rubber and miscellaneous plastics products</b>					
	Corporations .....	67	4 905	86 807	375 926	611 600
	Type of corporation:					
	Private .....	51	3 326	54 957	226 202	386 532
	Public .....	6	901	20 241	101 790	143 264
	Not reported .....	10	678	11 609	47 934	81 804
<b>31</b>	<b>Leather and leather products</b>					
	Corporations .....	21	5 743	80 245	218 354	425 857
	Type of corporation:					
	Private .....	15	4 012	53 974	121 963	229 299
	Public .....	2	g	D	D	D
	Not reported .....	4	e	D	D	D
<b>32</b>	<b>Stone, clay, and glass products</b>					
	Corporations .....	121	5 034	103 141	549 733	706 239
	Type of corporation:					
	Private .....	108	4 113	83 156	463 929	585 409
	Public .....	3	e	D	D	D
	Not reported .....	10	e	D	D	D
<b>33</b>	<b>Primary metal industries</b>					
	Corporations .....	19	f	D	D	D
	Type of corporation:					
	Private .....	16	f	D	D	D
	Public .....	1	b	D	D	D
	Not reported .....	2	c	D	D	D
<b>34</b>	<b>Fabricated metal products</b>					
	Corporations .....	147	5 631	86 984	385 255	596 738
	Type of corporation:					
	Private .....	120	4 580	71 271	310 527	458 176
	Public .....	4	174	4 538	22 148	48 545
	Not reported .....	23	877	11 175	52 580	90 017
<b>35</b>	<b>Industrial machinery and equipment</b>					
	Corporations .....	49	4 210	105 857	2 661 356	2 933 378
	Type of corporation:					
	Private .....	33	g	D	D	D
	Public .....	2	g	D	D	D
	Not reported .....	14	e	D	D	D
<b>36</b>	<b>Electronic and other electric equipment</b>					
	Corporations .....	82	24 906	455 427	2 895 702	4 358 624
	Type of corporation:					
	Private .....	45	12 117	227 593	1 636 836	2 275 720
	Public .....	19	6 758	117 218	738 278	1 171 356
	Not reported .....	18	6 031	110 616	520 588	911 548
<b>37</b>	<b>Transportation equipment</b>					
	Corporations .....	26	g	D	D	D
	Type of corporation:					
	Private .....	22	f	D	D	D
	Public .....	3	f	D	D	D
	Not reported .....	1	b	D	D	D
<b>38</b>	<b>Instruments and related products</b>					
	Corporations .....	60	j	D	D	D
	Type of corporation:					
	Private .....	44	8 206	164 977	997 618	1 402 231
	Public .....	8	2 524	60 876	368 694	445 991
	Not reported .....	8	g	D	D	D
<b>39</b>	<b>Miscellaneous manufacturing industries</b>					
	Corporations .....	45	2 124	37 731	160 116	212 289
	Type of corporation:					
	Private .....	34	1 816	33 121	128 392	172 013
	Public .....	1	a	D	D	D
	Not reported .....	10	e	D	D	D

Note: Corporations data correspond to data shown in the "Corporations" row in Table 4.

**Table 6. Distribution of Establishments by Employment Size and Legal Form of Organization for Major Groups: 1997**

[Major group descriptions are: 20—Food and kindred products; 21—Tobacco products; 22—Textile mill products; 23—Apparel and other textile products; 24—Lumber and wood products; 25—Furniture and fixtures; 26—Paper and allied products; 27—Printing and publishing; 28—Chemicals and allied products; 29—Petroleum and coal products; 30—Rubber and miscellaneous plastics products; 31—Leather and leather products; 32—Stone, clay, and glass products; 33—Primary metal industries; 34—Fabricated metal products; 35—Industrial machinery and equipment; 36—Electronic and other electric equipment; 37—Transportation equipment; 38—Instruments and related products; 39—Miscellaneous manufacturing industries. For meaning of abbreviations and symbols, see introductory text. For explanation of terms, see Appendix A.]

Legal form of organization and employment size of establishment	All establishments	Major groups																			
		20	21	22	23	24	25	26	27	28	29	30	31	32	33	34	35	36	37	38	39
<b>TOTAL</b>																					
<b>All manufacturing establishments</b> .....	<b>2 092</b>	<b>287</b>	<b>4</b>	<b>20</b>	<b>223</b>	<b>117</b>	<b>146</b>	<b>41</b>	<b>208</b>	<b>186</b>	<b>28</b>	<b>71</b>	<b>25</b>	<b>159</b>	<b>24</b>	<b>229</b>	<b>78</b>	<b>87</b>	<b>34</b>	<b>64</b>	<b>61</b>
Establishments with an average of—																					
1 to 4 employees .....	545	75	1	3	41	59	55	2	88	15	5	7	6	31	4	81	37	6	6	6	17
5 to 9 employees .....	266	45	—	5	24	22	25	4	40	13	3	3	3	21	6	25	9	4	6	2	6
10 to 19 employees .....	379	54	1	2	37	18	30	7	37	24	6	19	3	43	3	47	8	10	8	8	14
20 to 49 employees .....	384	55	—	2	41	14	27	12	27	26	8	20	—	46	8	50	10	7	10	8	13
50 to 99 employees .....	168	25	—	5	25	1	6	10	5	25	1	10	1	9	1	16	4	7	1	9	7
100 to 249 employees .....	167	15	—	—	25	3	3	6	8	36	3	6	5	5	2	7	5	16	1	19	2
250 to 499 employees .....	109	13	1	2	18	—	—	—	—	25	2	5	3	3	—	2	4	20	2	7	2
500 employees or more .....	74	5	1	1	12	—	—	—	3	22	—	1	4	1	—	1	1	17	—	5	—
<b>Individual Proprietors</b>																					
<b>All manufacturing establishments</b> .....	<b>542</b>	<b>83</b>	<b>1</b>	<b>5</b>	<b>46</b>	<b>62</b>	<b>59</b>	<b>2</b>	<b>83</b>	<b>11</b>	<b>—</b>	<b>4</b>	<b>4</b>	<b>36</b>	<b>5</b>	<b>81</b>	<b>29</b>	<b>4</b>	<b>8</b>	<b>3</b>	<b>16</b>
Establishments with an average of—																					
1 to 4 employees .....	383	53	1	3	25	49	39	1	62	9	—	3	4	24	3	64	24	3	4	3	9
5 to 9 employees .....	87	17	—	2	13	8	11	—	13	1	—	—	—	3	2	7	4	—	2	—	4
10 to 19 employees .....	62	12	—	—	6	4	8	1	8	1	—	—	—	8	—	6	1	1	2	—	3
20 to 49 employees .....	10	1	—	—	2	1	—	—	—	—	—	—	—	1	—	4	—	—	—	—	—
50 to 99 employees .....	—	—	—	—	—	—	—	—	—	—	—	—	—	—	—	—	—	—	—	—	—
100 to 249 employees .....	—	—	—	—	—	—	—	—	—	—	—	—	—	—	—	—	—	—	—	—	—
250 to 499 employees .....	—	—	—	—	—	—	—	—	—	—	—	—	—	—	—	—	—	—	—	—	—
500 employees or more .....	—	—	—	—	—	—	—	—	—	—	—	—	—	—	—	—	—	—	—	—	—
<b>Corporations</b>																					
<b>All manufacturing establishments</b> .....	<b>1 528</b>	<b>200</b>	<b>3</b>	<b>14</b>	<b>176</b>	<b>55</b>	<b>83</b>	<b>39</b>	<b>120</b>	<b>174</b>	<b>27</b>	<b>67</b>	<b>21</b>	<b>121</b>	<b>19</b>	<b>147</b>	<b>49</b>	<b>82</b>	<b>26</b>	<b>60</b>	<b>45</b>
Establishments with an average of—																					
1 to 4 employees .....	156	20	—	—	16	10	15	1	23	6	5	4	2	7	1	17	13	3	2	3	8
5 to 9 employees .....	173	27	—	2	11	14	14	4	25	12	3	3	3	17	4	18	5	3	4	2	2
10 to 19 employees .....	313	42	1	2	31	14	20	6	29	23	5	18	3	35	3	40	7	9	6	8	11
20 to 49 employees .....	370	53	—	2	38	13	25	12	27	26	8	20	—	44	8	46	10	7	10	8	13
50 to 99 employees .....	168	25	—	5	25	1	6	10	5	25	1	10	1	9	1	16	4	7	1	9	7
100 to 249 employees .....	166	15	—	—	25	3	3	6	8	36	3	6	5	5	2	7	5	16	1	18	2
250 to 499 employees .....	108	13	1	2	18	—	—	—	—	24	2	5	3	3	—	2	4	20	2	7	2
500 employees or more .....	74	5	1	1	12	—	—	—	3	22	—	1	4	1	—	1	1	17	—	5	—
<b>Other Types of Legal Form of Organization<sup>1</sup></b>																					
<b>All manufacturing establishments</b> .....	<b>22</b>	<b>4</b>	<b>—</b>	<b>1</b>	<b>1</b>	<b>—</b>	<b>4</b>	<b>—</b>	<b>5</b>	<b>1</b>	<b>1</b>	<b>—</b>	<b>—</b>	<b>2</b>	<b>—</b>	<b>1</b>	<b>—</b>	<b>1</b>	<b>—</b>	<b>1</b>	<b>—</b>
Establishments with an average of—																					
1 to 4 employees .....	6	2	—	—	—	—	1	—	3	—	—	—	—	—	—	—	—	—	—	—	—
5 to 9 employees .....	6	1	—	1	—	—	—	—	2	—	—	—	—	1	—	—	—	1	—	—	—
10 to 19 employees .....	4	—	—	—	—	—	—	—	—	—	—	—	—	—	—	1	—	—	—	—	—
20 to 49 employees .....	4	1	—	—	1	—	1	—	—	—	—	—	—	1	—	—	—	—	—	—	—
50 to 99 employees .....	—	—	—	—	—	—	—	—	—	—	—	—	—	—	—	—	—	—	—	—	—
100 to 249 employees .....	1	—	—	—	—	—	—	—	—	—	—	—	—	—	—	—	—	—	—	—	—
250 to 499 employees .....	1	—	—	—	—	—	—	—	—	1	—	—	—	—	—	—	—	—	—	—	—
500 employees or more .....	—	—	—	—	—	—	—	—	—	—	—	—	—	—	—	—	—	—	—	—	—

<sup>1</sup>Includes establishments whose legal form of organization was other than corporations or individual proprietors. Establishments not indicating legal form of organization were assigned to one of the three classifications based on their mailing label.

**Table 1. Current and Historical Data by Industry Group and Industry: 1997 and 1992**

[Detail may not add to total because of rounding. For meaning of abbreviations and symbols, see introductory text. For explanation of terms, see Appendix A]

SIC code	Industry	Establishments (number)	All employees+ (number)	Value added by manufacture (\$1,000)
<b>1997</b>				
	<b>All manufacturing industries .....</b>	<b>2 092</b>	<b>163 605</b>	<b>36 426 559</b>
<b>20</b>	<b>Food &amp; kindred products .....</b>	<b>287</b>	<b>18 094</b>	<b>3 531 542</b>
201	Meat products .....	18	1 706	128 446
2011	Meat packing plants .....	7	359	19 116
2013	Sausages & other prepared meats .....	7	c	D
2015	Poultry & egg processing .....	4	g	D
202	Dairy products .....	22	1 814	246 106
2021	Creamery butter .....	—	—	—
2022	Cheese, natural & processed .....	5	c	D
2023	Condensed & evaporated milk .....	1	b	D
2024	Ice cream & frozen desserts .....	12	216	17 431
2026	Fluid milk .....	4	g	D
203	Preserved fruits & vegetables .....	36	1 154	65 400
2032	Canned specialties .....	1	c	D
2033	Canned fruits & vegetables .....	19	335	15 511
2034	Dehydrated fruits, vegetables, & soups .....	1	a	D
2035	Pickles, sauces, & salad dressings .....	1	b	D
2037	Frozen fruits & vegetables .....	4	c	D
2038	Frozen specialties, nec .....	10	412	23 083
204	Grain mill products .....	23	994	178 375
2041	Flour & other grain mill products .....	3	c	D
2043	Cereal breakfast foods .....	—	—	—
2044	Rice milling .....	1	e	D
2045	Blended & prepared flour .....	1	a	D
2046	Wet corn milling .....	—	—	—
2047	Dog & cat food .....	—	—	—
2048	Prepared feeds, nec .....	18	517	106 428
205	Bakery products .....	66	2 181	135 986
2051	Bread, cake, & related products .....	55	1 738	112 607
2052	Cookies & crackers .....	10	e	D
2053	Frozen bakery products, except bread .....	1	a	D
206	Sugar & confectionery products .....	18	826	89 947
2061	Raw cane sugar .....	—	—	—
2062	Cane sugar refining .....	—	—	—
2063	Beet sugar .....	1	b	D
2064	Candy & other confectionery products & chewing gum .....	17	f	D
2066	Chocolate & cocoa products .....	—	—	—
2067	Chewing gum .....	—	—	—
2068	Salted & roasted nuts & seeds .....	—	—	—
207	Fats & oils .....	3	279	37 458
2074	Cottonseed oil mills .....	—	—	—
2075	Soybean oil mills .....	1	a	D
2076	Vegetable oil mills, nec .....	—	—	—
2077	Animal & marine fats & oils .....	—	—	—
2079	Shortening & cooking oils .....	2	e	D
208	Beverages .....	49	3 336	2 062 554
2082	Malt beverages .....	2	e	D
2083	Malt .....	—	—	—
2084	Wines, brandy, & brandy spirits .....	1	a	D
2085	Distilled liquor, except brandy .....	3	f	D
2086	Bottled & canned soft drinks .....	30	1 481	159 508
2087	Flavoring extracts & syrups, nec .....	13	f	D
209	Miscellaneous food & kindred products .....	52	5 804	587 270
2091	Canned & cured seafood .....	2	h	D
2092	Fresh or frozen seafood .....	2	a	D
2095	Roasted coffee .....	9	405	69 643
2096	Potato chips & similar snacks .....	2	e	D
2097	Manufactured ice .....	24	244	7 591
2098	Macaroni & spaghetti .....	1	b	D
2099	Food preparations, nec .....	12	224	40 781
<b>21</b>	<b>Tobacco products .....</b>	<b>4</b>	<b>g</b>	<b>D</b>
211	Cigarettes .....	1	e	D
2111	Cigarettes .....	1	e	D
212	Cigars .....	3	f	D
2121	Cigars .....	3	f	D
213	Chewing & smoking tobacco .....	—	—	—
2131	Chewing & smoking tobacco .....	—	—	—
214	Tobacco stemming & redrying .....	—	—	—
2141	Tobacco stemming & redrying .....	—	—	—
<b>22</b>	<b>Textile mill products .....</b>	<b>20</b>	<b>2 555</b>	<b>88 871</b>
221	Broadwoven fabric mills, cotton .....	1	a	D
2211	Weaving mills, cotton .....	1	a	D
222	Broadwoven fabric mills, manmade fiber & silk .....	1	a	D
2221	Weaving mills, synthetics .....	1	a	D
223	Broadwoven fabric mills, wool .....	—	—	—
2231	Weaving & finishing mills, wool .....	—	—	—
224	Narrow fabric mills .....	—	—	—
2241	Narrow fabric mills .....	—	—	—
225	Knitting mills .....	8	2 138	60 816
2251	Women's hosiery, except socks .....	1	e	D
2252	Hosiery, nec .....	—	—	—
2253	Knit outerwear mills .....	7	g	D
2254	Knit underwear mills .....	—	—	—
2257	Circular knit fabric mills .....	—	—	—
2258	Lace & warp knit fabric mills .....	—	—	—
2259	Knitting mills, nec .....	—	—	—

**Table 1. Current and Historical Data by Industry Group and Industry: 1997 and 1992—Con.**

[Detail may not add to total because of rounding. For meaning of abbreviations and symbols, see introductory text. For explanation of terms, see Appendix A]

SIC code	Industry	Establishments (number)	All employees+ (number)	Value added by manufacture (\$1,000)
<b>1997—Con.</b>				
<b>22</b>	<b>Textile mill products—Con.</b>			
226	Textile finishing, except wool .....	3	b	D
2261	Finishing plants, cotton .....	2	a	D
2262	Finishing plants, synthetics .....	—	—	—
2269	Finishing plants, nec .....	1	b	D
227	Carpets & rugs .....	1	a	D
2273	Carpets & rugs .....	1	a	D
228	Yarn & thread mills .....	1	b	D
2281	Yarn spinning mills .....	1	b	D
2282	Yarn throwing & winding mills .....	—	—	—
2284	Thread mills .....	—	—	—
229	Miscellaneous textile goods .....	5	214	6 136
2295	Coated fabrics, not rubberized .....	—	—	—
2296	Tire cord & fabric .....	1	b	D
2297	Nonwoven fabrics .....	—	—	—
2298	Cordage & twine .....	—	—	—
2299	Textile goods, nec .....	4	c	D
<b>23</b>	<b>Apparel &amp; other textile products .....</b>	<b>223</b>	<b>21 818</b>	<b>678 159</b>
231	Men's & boys' suits & coats .....	10	1 415	30 232
2311	Men's & boys' suits & coats .....	10	1 415	30 232
232	Men's & boys' furnishings .....	69	9 312	306 647
2321	Shirts, men's & boys' .....	19	g	D
2322	Men's & boys' underwear & nightwear .....	8	g	D
2323	Men's & boys' neckwear .....	—	—	—
2325	Men's & boys' trousers & slacks .....	10	1 332	53 688
2326	Men's & boys' work clothing .....	16	2 180	81 288
2329	Men's & boys' clothing, nec .....	16	2 622	84 260
233	Women's & children's outerwear .....	52	1 829	54 211
2331	Women's blouses & waists .....	5	217	5 855
2335	Women's dresses .....	32	595	13 803
2337	Women's suits & coats .....	4	97	1 513
2339	Women's outerwear, nec .....	11	920	33 040
234	Women's & children's undergarments .....	35	6 719	216 644
2341	Women's & children's underwear .....	12	1 115	24 074
2342	Brassieres & allied garments .....	23	5 604	192 570
235	Hats, caps, & millinery .....	1	a	D
2353	Hats, caps, & millinery .....	1	a	D
236	Girls' & children's outerwear .....	10	477	16 057
2361	Girls' & children's dresses & blouses .....	2	b	D
2369	Girls' & children's outerwear, nec .....	8	e	D
237	Fur goods .....	—	—	—
2371	Fur goods .....	—	—	—
238	Miscellaneous apparel & accessories .....	3	c	D
2381	Fabric gloves & mittens .....	—	—	—
2384	Robes & dressing gowns .....	—	—	—
2385	Waterproof outer garments .....	—	—	—
2386	Leather & sheep-lined clothing .....	—	—	—
2387	Apparel belts .....	—	—	—
2389	Apparel & accessories, nec .....	3	c	D
239	Miscellaneous fabricated textile products .....	43	1 927	51 021
2391	Curtains & draperies .....	12	175	4 965
2392	Housefurnishings, nec .....	8	199	4 534
2393	Textile bags .....	2	f	D
2394	Canvas & related products .....	2	a	D
2395	Pleating & stitching .....	9	c	D
2396	Automotive & apparel trimmings .....	4	48	747
2397	Schiffli machine embroideries .....	—	—	—
2399	Fabricated textile products, nec .....	6	584	13 875
<b>24</b>	<b>Lumber &amp; wood products .....</b>	<b>117</b>	<b>g</b>	<b>D</b>
241	Logging .....	—	—	—
2411	Logging .....	—	—	—
242	Sawmills & planing mills .....	1	a	D
2421	Sawmills & planing mills, general .....	—	—	—
2426	Hardwood dimension & flooring mills .....	—	—	—
2429	Special product sawmills, nec .....	1	a	D
243	Millwork, plywood, & structural members .....	99	1 174	40 526
2431	Millwork .....	21	367	17 923
2434	Wood kitchen cabinets .....	75	800	22 313
2435	Hardwood veneer & plywood .....	—	—	—
2436	Softwood veneer & plywood .....	—	—	—
2439	Structural wood members, nec .....	3	7	290
244	Wood containers .....	10	c	D
2441	Nailed wood boxes & shooks .....	—	—	—
2448	Wood pallets & skids .....	9	c	D
2449	Wood containers, nec .....	1	b	D
245	Wood buildings & mobile homes .....	2	a	D
2451	Mobile homes .....	—	—	—
2452	Prefabricated wood buildings .....	2	a	D
249	Miscellaneous wood products .....	5	c	D
2491	Wood preserving .....	4	65	15 120
2493	Reconstituted wood products .....	—	—	—
2499	Wood products, nec .....	1	b	D

**Table 1. Current and Historical Data by Industry Group and Industry: 1997 and 1992—Con.**

[Detail may not add to total because of rounding. For meaning of abbreviations and symbols, see introductory text. For explanation of terms, see Appendix A]

SIC code	Industry	Establishments (number)	All employees+ (number)	Value added by manufacture (\$1,000)
<b>1997—Con.</b>				
<b>25</b>	<b>Furniture &amp; fixtures</b>	<b>146</b>	<b>2 472</b>	<b>96 817</b>
251	Household furniture	112	1 776	63 517
2511	Wood household furniture	63	771	21 338
2512	Upholstered household furniture	24	454	13 802
2514	Metal household furniture	3	b	D
2515	Mattresses & bedsprings	19	414	24 506
2517	Wood TV & radio cabinets	—	—	—
2519	Household furniture, nec	3	b	D
252	Office furniture	7	352	17 082
2521	Wood office furniture	3	b	D
2522	Office furniture, except wood	4	e	D
253	Public building & related furniture	9	168	7 126
2531	Public building & related furniture	9	168	7 126
254	Partitions & fixtures	8	46	4 534
2541	Wood partitions & fixtures	6	b	D
2542	Partitions & fixtures, except wood	2	a	D
259	Miscellaneous furniture & fixtures	10	130	4 558
2591	Drapery hardware, blinds, & shades	8	b	D
2599	Furniture & fixtures, nec	2	b	D
<b>26</b>	<b>Paper &amp; allied products</b>	<b>41</b>	<b>2 152</b>	<b>162 318</b>
261	Pulp mills	—	—	—
2611	Pulp mills	—	—	—
262	Paper mills	4	90	5 824
2621	Paper mills	4	90	5 824
263	Paperboard mills	6	128	25 594
2631	Paperboard mills	6	128	25 594
265	Paperboard containers & boxes	19	1 432	101 760
2652	Setup paperboard boxes	2	b	D
2653	Corrugated & solid fiber boxes	9	698	60 153
2655	Fiber cans, drums, & similar products	1	b	D
2656	Sanitary food containers	—	—	—
2657	Folding paperboard boxes	7	f	D
267	Miscellaneous converted paper products	12	502	29 140
2671	Paper—coated & laminated, packaging	1	a	D
2672	Paper—coated & laminated, nec	—	—	—
2673	Bags—plastics, laminated, & coated	2	b	D
2674	Bags—uncoated paper & multiwall	1	b	D
2675	Die-cut paper & board	—	—	—
2676	Sanitary paper products	3	56	2 487
2677	Envelopes	—	—	—
2678	Stationery products	1	b	D
2679	Converted paper products, nec	4	161	8 680
<b>27</b>	<b>Printing &amp; publishing</b>	<b>208</b>	<b>6 469</b>	<b>430 227</b>
271	Newspapers	26	3 608	260 200
2711	Newspapers	26	3 608	260 200
272	Periodicals	14	123	8 491
2721	Periodicals	14	123	8 491
273	Books	5	48	2 267
2731	Book publishing	4	b	D
2732	Book printing	1	b	D
274	Miscellaneous publishing	8	c	D
2741	Miscellaneous publishing	8	c	D
275	Commercial printing	148	2 264	107 504
2752	Commercial printing, lithographic	91	1 182	63 537
2754	Commercial printing, gravure	8	142	7 540
2759	Commercial printing, nec	49	940	36 427
276	Manifold business forms	3	c	D
2761	Manifold business forms	3	c	D
277	Greeting cards	—	—	—
2771	Greeting cards	—	—	—
278	Blankbooks & bookbinding	1	a	D
2782	Blankbooks & looseleaf binders	—	—	—
2789	Bookbinding & related work	1	a	D
279	Printing trade services	3	18	357
2791	Typesetting	—	—	—
2796	Platemaking services	3	18	357
<b>28</b>	<b>Chemicals &amp; allied products</b>	<b>186</b>	<b>37 860</b>	<b>21 392 844</b>
281	Industrial inorganic chemicals	10	e	D
2812	Alkalies & chlorine	—	—	—
2813	Industrial gases	—	—	—
2816	Inorganic pigments	1	a	D
2819	Industrial inorganic chemicals, nec	9	e	D
282	Plastics materials & synthetics	22	2 289	272 540
2821	Plastics materials & resins	20	g	D
2822	Synthetic rubber	—	—	—
2823	Cellulosic manmade fibers	1	b	D
2824	Organic fibers, noncellulosic	1	a	D
283	Drugs	92	30 561	19 656 200
2833	Medicinals & botanicals	8	1 679	1 210 166
2834	Pharmaceutical preparations	77	27 383	17 825 365
2835	Diagnostic substances	6	g	D
2836	Biological products, except diagnostic	1	c	D
284	Soaps, cleaners, & toilet goods	27	2 865	478 639
2841	Soap & other detergents	7	150	9 318



**Table 1. Current and Historical Data by Industry Group and Industry: 1997 and 1992—Con.**

[Detail may not add to total because of rounding. For meaning of abbreviations and symbols, see introductory text. For explanation of terms, see Appendix A]

SIC code	Industry	Establishments (number)	All employees+ (number)	Value added by manufacture (\$1,000)
<b>1997—Con.</b>				
<b>28</b>	<b>Chemicals &amp; allied products—Con.</b>			
284	Soaps, cleaners, & toilet goods—Con.			
2842	Polishes & sanitation goods .....	4	c	D
2843	Surface active agents .....	1	b	D
2844	Toilet preparations .....	15	2 510	443 339
285	Paints & allied products .....	12	750	84 896
2851	Paints & allied products .....	12	750	84 896
286	Industrial organic chemicals .....	—	—	—
2861	Gum & wood chemicals .....	—	—	—
2865	Cyclic crudes & intermediates .....	—	—	—
2869	Industrial organic chemicals, nec .....	—	—	—
287	Agricultural chemicals .....	5	e	D
2873	Nitrogenous fertilizers .....	1	a	D
2874	Phosphatic fertilizers .....	1	b	D
2875	Fertilizers, mixing only .....	2	c	D
2879	Agricultural chemicals, nec .....	1	c	D
289	Miscellaneous chemical products .....	18	657	271 885
2891	Adhesives & sealants .....	7	e	D
2892	Explosives .....	—	—	—
2893	Printing ink .....	1	a	D
2895	Carbon black .....	—	—	—
2899	Chemical preparations, nec .....	10	e	D
<b>29</b>	<b>Petroleum &amp; coal products .....</b>	<b>28</b>	<b>1 555</b>	<b>848 676</b>
291	Petroleum refining .....	9	781	806 283
2911	Petroleum refining .....	9	781	806 283
295	Asphalt paving & roofing materials .....	16	f	D
2951	Asphalt paving mixtures & blocks .....	15	f	D
2952	Asphalt felts & coatings .....	1	b	D
299	Miscellaneous petroleum & coal products .....	3	b	D
2992	Lubricating oils & greases .....	2	b	D
2999	Petroleum & coal products, nec .....	1	a	D
<b>30</b>	<b>Rubber &amp; miscellaneous plastics products .....</b>	<b>71</b>	<b>4 924</b>	<b>376 623</b>
301	Tires & inner tubes .....	3	116	5 170
3011	Tires & inner tubes .....	3	116	5 170
302	Rubber & plastics footwear .....	—	—	—
3021	Rubber & plastics footwear .....	—	—	—
305	Hose & belting & gaskets & packing .....	2	b	D
3052	Rubber & plastics hose & belting .....	—	—	—
3053	Gaskets, packing & sealing devices .....	2	b	D
306	Fabricated rubber products, nec .....	2	b	D
3061	Mechanical rubber goods .....	—	—	—
3069	Fabricated rubber products, nec .....	2	b	D
308	Miscellaneous plastics products, nec .....	64	4 693	365 318
3081	Unsupported plastics film & sheet .....	—	—	—
3082	Unsupported plastics profile shapes .....	—	—	—
3083	Laminated plastics plate & sheet .....	4	c	D
3084	Plastics pipe .....	—	—	—
3085	Plastics bottles .....	14	1 253	96 051
3086	Plastics foam products .....	5	f	D
3087	Custom compound purchased resins .....	—	—	—
3088	Plastics plumbing fixtures .....	—	—	—
3089	Plastics products, nec .....	41	2 667	213 435
<b>31</b>	<b>Leather &amp; leather products .....</b>	<b>25</b>	<b>5 752</b>	<b>218 489</b>
311	Leather tanning & finishing .....	—	—	—
3111	Leather tanning & finishing .....	—	—	—
313	Footwear cut stock .....	—	—	—
3131	Footwear cut stock & findings .....	—	—	—
314	Footwear, except rubber .....	15	4 888	189 519
3142	House slippers .....	1	a	D
3143	Men's footwear, except athletic .....	10	h	D
3144	Women's footwear, except athletic .....	2	f	D
3149	Footwear, except rubber, nec .....	2	c	D
315	Leather gloves & mittens .....	—	—	—
3151	Leather gloves & mittens .....	—	—	—
316	Luggage .....	1	a	D
3161	Luggage .....	1	a	D
317	Handbags & personal leather goods .....	5	c	D
3171	Women's handbags & purses .....	1	a	D
3172	Personal leather goods, nec .....	4	c	D
319	Leather goods, nec .....	4	f	D
3199	Leather goods, nec .....	4	f	D

**Table 1. Current and Historical Data by Industry Group and Industry: 1997 and 1992—Con.**

[Detail may not add to total because of rounding. For meaning of abbreviations and symbols, see introductory text. For explanation of terms, see Appendix A]

SIC code	Industry	Establishments (number)	All employees+ (number)	Value added by manufacture (\$1,000)
<b>1997—Con.</b>				
<b>32</b>	<b>Stone, clay, &amp; glass products</b>	<b>159</b>	<b>5 298</b>	<b>565 171</b>
321	Flat glass	2	b	D
3211	Flat glass	2	b	D
322	Glass & glassware, pressed or blown	—	—	—
3221	Glass containers	—	—	—
3229	Pressed & blown glass, nec	—	—	—
323	Products of purchased glass	6	f	D
3231	Products of purchased glass	6	f	D
324	Cement, hydraulic	1	c	D
3241	Cement, hydraulic	1	c	D
325	Structural clay products	1	a	D
3251	Brick & structural clay tile	1	a	D
3253	Ceramic wall & floor tile	—	—	—
3255	Clay refractories	—	—	—
3259	Structural clay products, nec	—	—	—
326	Pottery & related products	4	b	D
3261	Vitreous plumbing fixtures	1	b	D
3262	Vitreous china food utensils	—	—	—
3263	Fine earthenware food utensils	—	—	—
3264	Porcelain electrical supplies	—	—	—
3269	Pottery products, nec	3	13	273
327	Concrete, gypsum, & plaster products	110	3 462	386 372
3271	Concrete brick & block	34	556	32 958
3272	Concrete products, nec	27	1 166	155 616
3273	Ready-mixed concrete	49	1 740	197 798
3274	Lime	—	—	—
3275	Gypsum products	—	—	—
328	Cut stone & stone products	25	670	37 778
3281	Cut stone & stone products	25	670	37 778
329	Miscellaneous nonmetallic mineral products	10	323	27 111
3291	Abrasive products	1	c	D
3292	Asbestos products	—	—	—
3295	Minerals, ground or treated	—	—	—
3296	Mineral wool	—	—	—
3297	Nonclay refractories	—	—	—
3299	Nonmetallic mineral products, nec	9	c	D
<b>33</b>	<b>Primary metal industries</b>	<b>24</b>	<b>727</b>	<b>76 506</b>
331	Blast furnace & basic steel products	8	304	41 432
3312	Blast furnaces & steel mills	4	84	12 502
3313	Electrometallurgical products	—	—	—
3315	Steel wire & related products	4	220	28 930
3316	Cold finishing of steel shapes	—	—	—
3317	Steel pipe & tubes	—	—	—
332	Iron & steel foundries	—	—	—
3321	Gray iron foundries	—	—	—
3322	Malleable iron foundries	—	—	—
3324	Steel investment foundries	—	—	—
3325	Steel foundries, nec	—	—	—
333	Primary nonferrous metals	—	—	—
3331	Primary copper	—	—	—
3334	Primary aluminum	—	—	—
3339	Primary nonferrous metals, nec	—	—	—
334	Secondary nonferrous metals	3	a	D
3341	Secondary nonferrous metals	3	a	D
335	Nonferrous rolling & drawing	2	c	D
3351	Copper rolling & drawing	—	—	—
3353	Aluminum sheet, plate, & foil	—	—	—
3354	Aluminum extruded products	2	c	D
3355	Aluminum rolling & drawing, nec	—	—	—
3356	Nonferrous rolling & drawing, nec	—	—	—
3357	Nonferrous wire drawing & insulating	—	—	—
336	Nonferrous foundries (castings)	1	b	D
3363	Aluminum die-castings	1	b	D
3364	Nonferrous die-casting, except aluminum	—	—	—
3365	Aluminum foundries	—	—	—
3366	Copper foundries	—	—	—
3369	Nonferrous foundries, nec	—	—	—
339	Miscellaneous primary metal products	10	184	21 259
3398	Metal heat treating	1	a	D
3399	Primary metal products, nec	9	c	D
<b>34</b>	<b>Fabricated metal products</b>	<b>229</b>	<b>6 048</b>	<b>404 836</b>
341	Metal cans & shipping containers	10	729	126 980
3411	Metal cans	10	729	126 980
3412	Metal barrels, drums, & pails	—	—	—
342	Cutlery, handtools, & hardware	4	134	10 641
3421	Cutlery	1	b	D
3423	Hand & edge tools, nec	1	a	D
3425	Hand saws & saw blades	—	—	—
3429	Hardware, nec	2	b	D
343	Plumbing & heating, except electric	5	62	2 980
3431	Metal sanitary ware	—	—	—
3432	Plumbing fittings & brass goods	—	—	—
3433	Heating equipment, except electric	5	62	2 980
344	Fabricated structural metal products	156	4 036	201 778
3441	Fabricated structural metal	14	505	34 931
3442	Metal doors, sash, & trim	60	2 241	98 495
3443	Fabricated plate work, boiler shops	9	200	11 976

**Table 1. Current and Historical Data by Industry Group and Industry: 1997 and 1992—Con.**

[Detail may not add to total because of rounding. For meaning of abbreviations and symbols, see introductory text. For explanation of terms, see Appendix A]

SIC code	Industry	Establishments (number)	All employees+ (number)	Value added by manufacture (\$1,000)
<b>1997—Con.</b>				
<b>34</b>	<b>Fabricated metal products—Con.</b>			
344	Fabricated structural metal products—Con.			
3444	Sheet metal work .....	16	313	12 395
3446	Architectural metal work .....	42	436	14 490
3448	Prefabricated metal buildings .....	—	—	—
3449	Miscellaneous metal work .....	15	341	29 491
345	Screw machine products, bolts, etc .....	16	177	9 376
3451	Screw machine products .....	3	45	2 213
3452	Bolts, nuts, rivets, & washers .....	13	132	7 163
346	Metal forgings & stampings .....	8	125	4 735
3462	Iron & steel forgings .....	1	a	D
3463	Nonferrous forgings .....	—	—	—
3465	Automotive stampings .....	—	—	—
3466	Crowns & closures .....	—	—	—
3469	Metal stampings, nec .....	7	c	D
347	Metal services, nec .....	14	460	35 253
3471	Plating & polishing .....	14	460	35 253
3479	Metal coating & allied services .....	—	—	—
348	Ordnance & accessories, nec .....	—	—	—
3482	Small arms ammunition .....	—	—	—
3483	Ammunition, except small arms, nec .....	—	—	—
3484	Small arms .....	—	—	—
3489	Ordnance & accessories, nec .....	—	—	—
349	Miscellaneous fabricated metal products .....	16	325	13 093
3491	Industrial valves .....	1	b	D
3492	Fluid power valves & hose fittings .....	—	—	—
3493	Steel springs, except wire .....	—	—	—
3494	Valves & pipe fittings, nec .....	2	b	D
3495	Wire springs .....	—	—	—
3496	Miscellaneous fabricated wire products .....	4	39	1 849
3497	Metal foil & leaf .....	—	—	—
3498	Fabricated pipe & fittings .....	—	—	—
3499	Fabricated metal products, nec .....	9	178	7 587
<b>35</b>	<b>Industrial machinery &amp; equipment</b> .....	<b>78</b>	<b>4 301</b>	<b>2 665 239</b>
351	Engines & turbines .....	—	—	—
3511	Turbines & turbine generator sets .....	—	—	—
3519	Internal combustion engines, nec .....	—	—	—
352	Farm & garden machinery .....	2	b	D
3523	Farm machinery & equipment .....	1	b	D
3524	Lawn & garden equipment .....	1	a	D
353	Construction & related machinery .....	3	c	D
3531	Construction machinery .....	1	b	D
3532	Mining machinery .....	—	—	—
3533	Oil field machinery .....	—	—	—
3534	Elevators & moving stairways .....	—	—	—
3535	Conveyors & conveying equipment .....	1	c	D
3536	Hoists, cranes, & monorails .....	—	—	—
3537	Industrial trucks & tractors .....	1	a	D
354	Metalworking machinery .....	25	291	17 850
3541	Machine tools, metal cutting types .....	—	—	—
3542	Machine tools, metal forming types .....	—	—	—
3543	Industrial patterns .....	—	—	—
3544	Special dies, tools, jigs, & fixtures .....	16	73	2 599
3545	Machine tool accessories .....	3	c	D
3546	Power-driven handtools .....	2	a	D
3547	Rolling mill machinery .....	—	—	—
3548	Welding apparatus .....	—	—	—
3549	Metalworking machinery, nec .....	4	b	D
355	Special industry machinery .....	4	11	558
3552	Textile machinery .....	—	—	—
3553	Woodworking machinery .....	1	a	D
3554	Paper industries machinery .....	—	—	—
3555	Printing trades machinery .....	—	—	—
3556	Food products machinery .....	3	a	D
3559	Special industry machinery, nec .....	—	—	—
356	General industrial machinery .....	7	f	D
3561	Pumps & pumping equipment .....	—	—	—
3562	Ball & roller bearings .....	1	a	D
3563	Air & gas compressors .....	—	—	—
3564	Blowers & fans .....	1	a	D
3565	Packaging machinery .....	1	a	D
3566	Speed changers, drives, & gears .....	—	—	—
3567	Industrial furnaces & ovens .....	—	—	—
3568	Power transmission equipment, nec .....	—	—	—
3569	General industrial machinery, nec .....	4	f	D
357	Computer & office equipment .....	10	g	D
3571	Electronic computers .....	4	109	31 271
3572	Computer storage devices .....	1	c	D
3575	Computer terminals .....	—	—	—
3577	Computer peripheral equipment, nec .....	2	g	D
3578	Calculating & accounting equipment .....	—	—	—
3579	Office machines, nec .....	3	c	D
358	Refrigeration & service machinery .....	11	g	D
3581	Automatic merchandising machines .....	—	—	—
3582	Commercial laundry equipment .....	—	—	—
3585	Refrigeration & heating equipment .....	9	g	D
3586	Measuring & dispensing pumps .....	—	—	—
3589	Service industry machinery, nec .....	2	b	D
359	Industrial machinery, nec .....	16	120	5 482
3592	Carburetors, pistons, rings, & valves .....	—	—	—
3593	Fluid power cylinders & actuators .....	—	—	—
3594	Fluid power pumps & motors .....	—	—	—
3596	Scales & balances, except laboratory .....	—	—	—

**Table 1. Current and Historical Data by Industry Group and Industry: 1997 and 1992—Con.**

[Detail may not add to total because of rounding. For meaning of abbreviations and symbols, see introductory text. For explanation of terms, see Appendix A]

SIC code	Industry	Establishments (number)	All employees+ (number)	Value added by manufacture (\$1,000)
<b>1997—Con.</b>				
<b>35</b>	<b>Industrial machinery &amp; equipment—Con.</b>			
359	Industrial machinery, nec—Con.			
3599	Industrial machinery, nec.....	16	120	5 482
<b>36</b>	<b>Electronic &amp; other electric equipment .....</b>	<b>87</b>	<b>24 931</b>	<b>2 896 516</b>
361	Electric distribution equipment .....	22	4 228	363 007
3612	Transformers .....	7	1 848	110 345
3613	Switchgear & switchboard apparatus .....	15	2 380	252 662
362	Electrical industrial apparatus .....	3	f	D
3621	Motors & generators .....	—	—	—
3624	Carbon & graphite products .....	—	—	—
3625	Relays & industrial controls .....	2	f	D
3629	Electrical industrial apparatus, nec .....	1	a	D
363	Household appliances .....	1	e	D
3631	Household cooking equipment .....	—	—	—
3632	Household refrigerators & freezers .....	—	—	—
3633	Household laundry equipment .....	—	—	—
3634	Electric housewares & fans .....	—	—	—
3635	Household vacuum cleaners .....	—	—	—
3639	Household appliances, nec .....	1	e	D
364	Electric lighting & wiring equipment .....	21	3 821	355 095
3641	Electric lamps .....	2	b	D
3643	Current-carrying wiring devices .....	10	3 033	292 671
3644	Noncurrent-carrying wiring devices .....	1	a	D
3645	Residential lighting fixtures .....	6	e	D
3646	Commercial lighting fixtures .....	—	—	—
3647	Vehicular lighting equipment .....	—	—	—
3648	Lighting equipment, nec .....	2	e	D
365	Household audio & video equipment .....	2	b	D
3651	Household audio & video equipment .....	—	—	—
3652	Prerecorded records & tapes .....	2	b	D
366	Communications equipment .....	9	3 195	430 773
3661	Telephone & telegraph apparatus .....	5	f	D
3663	Radio & TV communications equipment .....	3	g	D
3669	Communications equipment, nec .....	1	b	D
367	Electronic components & accessories .....	26	11 699	1 530 658
3671	Electron tubes .....	2	e	D
3672	Printed circuit boards .....	6	4 255	929 274
3674	Semiconductors & related devices .....	1	c	D
3675	Electronic capacitors .....	—	—	—
3676	Electronic resistors .....	—	—	—
3677	Electronic coils & transformers .....	4	1 599	115 313
3678	Electronic connectors .....	—	—	—
3679	Electronic components, nec .....	13	5 477	441 605
369	Miscellaneous electrical equipment & supplies .....	3	f	D
3691	Storage batteries .....	1	f	D
3692	Primary batteries, dry & wet .....	—	—	—
3694	Engine electrical equipment .....	1	a	D
3695	Magnetic & optical recording media .....	—	—	—
3699	Electrical equipment & supplies, nec .....	1	e	D
<b>37</b>	<b>Transportation equipment .....</b>	<b>34</b>	<b>1 484</b>	<b>117 507</b>
371	Motor vehicles & equipment .....	20	1 285	103 273
3711	Motor vehicles & car bodies .....	2	b	D
3713	Truck & bus bodies .....	2	b	D
3714	Motor vehicle parts & accessories .....	16	1 214	100 350
3715	Truck trailers .....	—	—	—
3716	Motor homes .....	—	—	—
372	Aircraft & parts .....	1	a	D
3721	Aircraft .....	—	—	—
3724	Aircraft engines & engine parts .....	—	—	—
3728	Aircraft parts & equipment, nec .....	1	a	D
373	Ship & boat building & repairing .....	11	c	D
3731	Ship building & repairing .....	2	b	D
3732	Boat building & repairing .....	9	b	D
374	Railroad equipment .....	—	—	—
3743	Railroad equipment .....	—	—	—
375	Motorcycles, bicycles, & parts .....	—	—	—
3751	Motorcycles, bicycles, & parts .....	—	—	—
376	Guided missiles, space vehicles, parts .....	—	—	—
3761	Guided missiles & space vehicles .....	—	—	—
3764	Space propulsion units & parts .....	—	—	—
3769	Space vehicle equipment, nec .....	—	—	—
379	Miscellaneous transportation equipment .....	2	b	D
3792	Travel trailer & campers .....	—	—	—
3795	Tanks & tank components .....	—	—	—
3799	Transportation equipment, nec .....	2	b	D
<b>38</b>	<b>Instruments &amp; related products .....</b>	<b>64</b>	<b>12 260</b>	<b>1 521 030</b>
381	Search & navigation equipment .....	—	—	—
3812	Search & navigation equipment .....	—	—	—
382	Measuring & controlling devices .....	12	1 249	145 503
3821	Laboratory apparatus & furniture .....	1	c	D
3822	Environmental controls .....	1	c	D
3823	Process control instruments .....	3	159	11 550
3824	Fluid meters & counting devices .....	1	c	D
3825	Instruments to measure electricity .....	2	c	D
3826	Analytical instruments .....	—	—	—
3827	Optical instruments & lenses .....	1	e	D
3829	Measuring & controlling devices, nec .....	3	b	D

**Table 1. Current and Historical Data by Industry Group and Industry: 1997 and 1992—Con.**

[Detail may not add to total because of rounding. For meaning of abbreviations and symbols, see introductory text. For explanation of terms, see Appendix A]

SIC code	Industry	Establishments (number)	All employees+ (number)	Value added by manufacture (\$1,000)
<b>1997—Con.</b>				
<b>38</b>	<b>Instruments &amp; related products—Con.</b>			
384	Medical instruments & supplies .....	43	9 856	1 314 435
3841	Surgical & medical instruments .....	24	8 317	1 093 030
3842	Surgical appliances & supplies .....	19	1 539	221 405
3843	Dental equipment & supplies .....	—	—	—
3844	X-ray apparatus & tubes .....	—	—	—
3845	Electromedical equipment .....	—	—	—
385	Ophthalmic goods .....	8	g	D
3851	Ophthalmic goods .....	8	g	D
386	Photographic equipment & supplies .....	—	—	—
3861	Photographic equipment & supplies .....	—	—	—
387	Watches, clocks, watchcases, & parts .....	1	c	D
3873	Watches, clocks, & watchcases .....	1	c	D
<b>39</b>	<b>Miscellaneous manufacturing industries .....</b>	<b>61</b>	<b>2 208</b>	<b>163 802</b>
391	Jewelry, silverware, & plated ware .....	12	601	69 379
3911	Jewelry, precious metal .....	11	e	D
3914	Silverware & plated ware .....	1	c	D
3915	Jewelers' materials & lapidary work .....	—	—	—
393	Musical instruments .....	—	—	—
3931	Musical instruments .....	—	—	—
394	Toys & sporting goods .....	4	b	D
3942	Dolls .....	—	—	—
3944	Games, toys, & children's vehicles .....	—	—	—
3949	Sporting & athletic goods, nec .....	4	b	D
395	Pens, pencils, office, & art supplies .....	1	a	D
3951	Pens & mechanical pencils .....	—	—	—
3952	Lead pencils & art goods .....	—	—	—
3953	Marking devices .....	1	a	D
3955	Carbon paper & inked ribbons .....	—	—	—
396	Costume jewelry & notions .....	8	f	D
3961	Costume jewelry .....	6	f	D
3965	Fasteners, buttons, needles, & pins .....	2	a	D
399	Miscellaneous mfg .....	36	695	33 254
3991	Brooms & brushes .....	1	a	D
3993	Signs & advertising displays .....	20	328	14 791
3995	Burial caskets .....	3	b	D
3996	Hard surface floor coverings .....	—	—	—
3999	Mfg industries, nec .....	12	268	13 965
<b>1992</b>				
	<b>All manufacturing industries .....</b>	<b>2 258</b>	<b>158 181</b>	<b>22 736 655</b>
<b>20</b>	<b>Food &amp; kindred products .....</b>	<b>331</b>	<b>20 193</b>	<b>3 677 093</b>
201	Meat products .....	17	1 417	122 042
2011	Meat packing plants .....	6	D	D
2013	Sausages & other prepared meats .....	9	228	12 670
2015	Poultry & egg processing .....	2	D	D
202	Dairy products .....	25	3 406	125 972
2022	Cheese, natural & processed .....	5	D	D
2023	Condensed & evaporated milk .....	1	D	D
2024	Ice cream & frozen desserts .....	11	D	D
2026	Fluid milk .....	8	2 985	105 273
203	Preserved fruits & vegetables .....	36	1 474	98 392
2032	Canned specialties .....	7	D	D
2033	Canned fruits & vegetables .....	13	575	27 397
2034	Dehydrated fruits, vegetables, & soups .....	1	D	D
2035	Pickles, sauces, & salad dressings .....	3	36	686
2037	Frozen fruits & vegetables .....	3	D	D
2038	Frozen specialties, nec .....	9	319	16 331
204	Grain mill products .....	21	776	100 202
2041	Flour & other grain mill products .....	1	D	D
2045	Blended & prepared flour .....	2	D	D
2048	Prepared feeds, nec .....	18	D	D
205	Bakery products .....	117	2 315	92 536
2051	Bread, cake, & related products .....	106	1 705	63 863
2052	Cookies & crackers .....	9	D	D
2053	Frozen bakery products, except bread .....	2	D	D
206	Sugar & confectionery products .....	18	800	128 688
2062	Cane sugar refining .....	2	D	D
2064	Candy & other confectionery products & chewing gum .....	14	D	D
2066	Chocolate & cocoa products .....	2	D	D
207	Fats & oils .....	4	340	48 461
2076	Vegetable oil mills, nec .....	1	D	D
2079	Shortening & cooking oils .....	3	D	D
208	Beverages .....	39	3 029	2 637 927
2082	Malt beverages .....	1	D	D
2084	Wines, brandy, & brandy spirits .....	2	D	D
2085	Distilled liquor, except brandy .....	6	D	D
2086	Bottled & canned soft drinks .....	17	702	103 285
2087	Flavoring extracts & syrups, nec .....	13	D	D
209	Miscellaneous food & kindred products .....	54	6 636	322 873
2091	Canned & cured seafood .....	5	5 318	198 285
2092	Fresh or frozen seafood .....	1	D	D
2095	Roasted coffee .....	7	334	81 761
2096	Potato chips & similar snacks .....	3	D	D
2097	Manufactured ice .....	24	D	D
2098	Macaroni & spaghetti .....	2	D	D
2099	Food preparations, nec .....	12	248	10 578

**Table 1. Current and Historical Data by Industry Group and Industry: 1997 and 1992—Con.**

[Detail may not add to total because of rounding. For meaning of abbreviations and symbols, see introductory text. For explanation of terms, see Appendix A]

SIC code	Industry	Establishments (number)	All employees+ (number)	Value added by manufacture (\$1,000)
<b>1992—Con.</b>				
<b>21</b>	<b>Tobacco products .....</b>	<b>6</b>	<b>D</b>	<b>D</b>
211	Cigarettes .....	1	D	D
2111	Cigarettes .....	1	D	D
212	Cigars .....	4	D	D
2121	Cigars .....	4	D	D
214	Tobacco stemming & redrying .....	1	D	D
2141	Tobacco stemming & redrying .....	1	D	D
<b>22</b>	<b>Textile mill products .....</b>	<b>26</b>	<b>3 324</b>	<b>105 626</b>
221	Broadwoven fabric mills, cotton .....	1	D	D
2211	Weaving mills, cotton .....	1	D	D
222	Broadwoven fabric mills, manmade fiber & silk .....	1	D	D
2221	Weaving mills, synthetics .....	1	D	D
224	Narrow fabric mills .....	1	D	D
2241	Narrow fabric mills .....	1	D	D
225	Knitting mills .....	13	2 478	58 797
2253	Knit outerwear mills .....	11	D	D
2254	Knit underwear mills .....	1	D	D
2258	Lace & warp knit fabric mills .....	1	D	D
227	Carpets & rugs .....	3	D	D
2273	Carpets & rugs .....	3	D	D
228	Yarn & thread mills .....	1	D	D
2281	Yarn spinning mills .....	1	D	D
229	Miscellaneous textile goods .....	6	D	D
2299	Textile goods, nec .....	6	D	D
<b>23</b>	<b>Apparel &amp; other textile products .....</b>	<b>285</b>	<b>31 320</b>	<b>900 183</b>
231	Men's & boys' suits & coats .....	9	1 174	31 275
2311	Men's & boys' suits & coats .....	9	1 174	31 275
232	Men's & boys' furnishings .....	78	11 879	341 274
2321	Shirts, men's & boys' .....	14	1 700	20 222
2322	Men's & boys' underwear & nightwear .....	7	D	D
2323	Men's & boys' neckwear .....	1	D	D
2325	Men's & boys' trousers & slacks .....	14	2 853	75 682
2326	Men's & boys' work clothing .....	26	3 320	113 990
2329	Men's & boys' clothing, nec .....	16	D	D
233	Women's & children's outerwear .....	72	4 287	88 548
2331	Women's blouses & waists .....	17	2 068	42 569
2335	Women's dresses .....	45	1 378	28 571
2337	Women's suits & coats .....	1	D	D
2339	Women's outerwear, nec .....	9	D	D
234	Women's & children's undergarments .....	72	10 824	346 262
2341	Women's & children's underwear .....	40	5 120	103 533
2342	Brassieres & allied garments .....	32	5 704	242 729
235	Hats, caps, & millinery .....	1	D	D
2353	Hats, caps, & millinery .....	1	D	D
236	Girls' & children's outerwear .....	12	1 036	21 638
2361	Girls' & children's dresses & blouses .....	8	771	15 334
2369	Girls' & children's outerwear, nec .....	4	265	6 304
238	Miscellaneous apparel & accessories .....	5	D	D
2384	Robes & dressing gowns .....	2	D	D
2387	Apparel belts .....	1	D	D
2389	Apparel & accessories, nec .....	2	D	D
239	Miscellaneous fabricated textile products .....	36	1 896	65 408
2391	Curtains & draperies .....	6	64	2 211
2392	Housefurnishings, nec .....	9	551	28 059
2393	Textile bags .....	3	D	D
2394	Canvas & related products .....	2	D	D
2395	Pleating & stitching .....	8	D	D
2396	Automotive & apparel trimmings .....	4	D	D
2399	Fabricated textile products, nec .....	4	D	D
<b>24</b>	<b>Lumber &amp; wood products .....</b>	<b>106</b>	<b>D</b>	<b>D</b>
243	Millwork, plywood, & structural members .....	89	744	22 856
2431	Millwork .....	26	187	6 401
2434	Wood kitchen cabinets .....	59	549	16 298
2439	Structural wood members, nec .....	4	8	157
244	Wood containers .....	6	D	D
2448	Wood pallets & skids .....	5	D	D
2449	Wood containers, nec .....	1	D	D
249	Miscellaneous wood products .....	11	D	D
2491	Wood preserving .....	5	D	D
2493	Reconstituted wood products .....	1	D	D
2499	Wood products, nec .....	5	D	D

**Table 1. Current and Historical Data by Industry Group and Industry: 1997 and 1992—Con.**

[Detail may not add to total because of rounding. For meaning of abbreviations and symbols, see introductory text. For explanation of terms, see Appendix A]

SIC code	Industry	Establishments (number)	All employees+ (number)	Value added by manufacture (\$1,000)
<b>1992—Con.</b>				
<b>25</b>	<b>Furniture &amp; fixtures .....</b>	<b>143</b>	<b>2 310</b>	<b>112 589</b>
251	Household furniture .....	110	1 646	71 538
2511	Wood household furniture .....	51	521	14 666
2512	Upholstered household furniture .....	24	388	15 412
2514	Metal household furniture .....	7	129	6 643
2515	Mattresses & bedsprings .....	18	345	17 673
2519	Household furniture, nec .....	10	263	17 144
252	Office furniture .....	6	D	D
2521	Wood office furniture .....	3	D	D
2522	Office furniture, except wood .....	3	D	D
253	Public building & related furniture .....	8	D	D
2531	Public building & related furniture .....	8	D	D
254	Partitions & fixtures .....	10	65	3 225
2541	Wood partitions & fixtures .....	8	D	D
2542	Partitions & fixtures, except wood .....	2	D	D
259	Miscellaneous furniture & fixtures .....	9	102	5 259
2591	Drapery hardware, blinds, & shades .....	6	D	D
2599	Furniture & fixtures, nec .....	3	D	D
<b>26</b>	<b>Paper &amp; allied products .....</b>	<b>55</b>	<b>2 732</b>	<b>171 795</b>
261	Pulp mills .....	1	D	D
2611	Pulp mills .....	1	D	D
262	Paper mills .....	3	D	D
2621	Paper mills .....	3	D	D
263	Paperboard mills .....	7	D	D
2631	Paperboard mills .....	7	D	D
265	Paperboard containers & boxes .....	23	1 923	120 569
2652	Setup paperboard boxes .....	3	D	D
2653	Corrugated & solid fiber boxes .....	11	802	68 505
2655	Fiber cans, drums, & similar products .....	1	D	D
2657	Folding paperboard boxes .....	8	927	46 804
267	Miscellaneous converted paper products .....	21	609	37 588
2671	Paper—coated & laminated, packaging .....	2	D	D
2673	Bags—plastics, laminated, & coated .....	6	173	11 899
2674	Bags—uncoated paper & multiwall .....	1	D	D
2676	Sanitary paper products .....	1	D	D
2677	Envelopes .....	1	D	D
2679	Converted paper products, nec .....	10	165	5 890
<b>27</b>	<b>Printing &amp; publishing .....</b>	<b>192</b>	<b>4 121</b>	<b>325 177</b>
271	Newspapers .....	16	1 467	144 851
2711	Newspapers .....	16	1 467	144 851
272	Periodicals .....	9	D	D
2721	Periodicals .....	9	D	D
273	Books .....	10	139	4 312
2731	Book publishing .....	9	D	D
2732	Book printing .....	1	D	D
274	Miscellaneous publishing .....	10	D	D
2741	Miscellaneous publishing .....	10	D	D
275	Commercial printing .....	131	2 034	109 897
2752	Commercial printing, lithographic .....	70	1 275	57 152
2754	Commercial printing, gravure .....	7	107	4 616
2759	Commercial printing, nec .....	54	652	48 129
276	Manifold business forms .....	8	154	16 018
2761	Manifold business forms .....	8	154	16 018
278	Blankbooks & bookbinding .....	2	D	D
2782	Blankbooks & looseleaf binders .....	2	D	D
279	Printing trade services .....	6	36	1 822
2791	Typesetting .....	2	D	D
2796	Platemaking services .....	4	D	D
<b>28</b>	<b>Chemicals &amp; allied products .....</b>	<b>190</b>	<b>31 161</b>	<b>11 014 927</b>
281	Industrial inorganic chemicals .....	9	175	21 682
2813	Industrial gases .....	2	D	D
2819	Industrial inorganic chemicals, nec .....	7	D	D
282	Plastics materials & synthetics .....	18	2 303	109 811
2821	Plastics materials & resins .....	16	D	D
2823	Cellulosic manmade fibers .....	2	D	D
283	Drugs .....	88	24 892	9 978 394
2833	Medicinals & botanicals .....	8	D	D
2834	Pharmaceutical preparations .....	74	22 163	9 282 768
2835	Diagnostic substances .....	5	1 142	426 895
2836	Biological products, except diagnostic .....	1	D	D
284	Soaps, cleaners, & toilet goods .....	30	1 981	218 959
2841	Soap & other detergents .....	9	462	66 753
2842	Polishes & sanitation goods .....	3	D	D
2843	Surface active agents .....	2	D	D
2844	Toilet preparations .....	16	1 374	147 983
285	Paints & allied products .....	13	476	50 502
2851	Paints & allied products .....	13	476	50 502
286	Industrial organic chemicals .....	2	D	D
2865	Cyclic crudes & intermediates .....	1	D	D
2869	Industrial organic chemicals, nec .....	1	D	D
287	Agricultural chemicals .....	7	D	D
2873	Nitrogenous fertilizers .....	3	43	3 106

**Table 1. Current and Historical Data by Industry Group and Industry: 1997 and 1992—Con.**

[Detail may not add to total because of rounding. For meaning of abbreviations and symbols, see introductory text. For explanation of terms, see Appendix A]

SIC code	Industry	Establishments (number)	All employees+ (number)	Value added by manufacture (\$1,000)
<b>1992—Con.</b>				
<b>28</b>	<b>Chemicals &amp; allied products—Con.</b>			
287	Agricultural chemicals—Con.			
2874	Phosphatic fertilizers .....	1	D	D
2875	Fertilizers, mixing only .....	2	D	D
2879	Agricultural chemicals, nec .....	1	D	D
289	Miscellaneous chemical products .....	23	632	163 578
2891	Adhesives & sealants .....	7	313	64 265
2899	Chemical preparations, nec .....	16	319	99 313
<b>29</b>	<b>Petroleum &amp; coal products .....</b>	<b>24</b>	<b>1 562</b>	<b>1 055 516</b>
291	Petroleum refining .....	9	979	1 008 678
2911	Petroleum refining .....	9	979	1 008 678
295	Asphalt paving & roofing materials .....	14	D	D
2951	Asphalt paving mixtures & blocks .....	13	D	D
2952	Asphalt felts & coatings .....	1	D	D
299	Miscellaneous petroleum & coal products .....	1	D	D
2992	Lubricating oils & greases .....	1	D	D
<b>30</b>	<b>Rubber &amp; miscellaneous plastics products .....</b>	<b>92</b>	<b>4 252</b>	<b>243 964</b>
301	Tires & inner tubes .....	1	D	D
3011	Tires & inner tubes .....	1	D	D
305	Hose & belting & gaskets & packing .....	4	D	D
3052	Rubber & plastics hose & belting .....	3	D	D
3053	Gaskets, packing & sealing devices .....	1	D	D
306	Fabricated rubber products, nec .....	10	309	17 207
3069	Fabricated rubber products, nec .....	10	309	17 207
308	Miscellaneous plastics products, nec .....	77	3 850	222 213
3081	Unsupported plastics film & sheet .....	1	D	D
3083	Laminated plastics plate & sheet .....	6	D	D
3085	Plastics bottles .....	11	921	51 489
3086	Plastics foam products .....	4	D	D
3087	Custom compound purchased resins .....	1	D	D
3089	Plastics products, nec .....	54	2 217	146 189
<b>31</b>	<b>Leather &amp; leather products .....</b>	<b>31</b>	<b>5 785</b>	<b>226 890</b>
314	Footwear, except rubber .....	18	4 361	156 061
3142	House slippers .....	2	D	D
3143	Men's footwear, except athletic .....	9	D	D
3144	Women's footwear, except athletic .....	3	D	D
3149	Footwear, except rubber, nec .....	4	D	D
315	Leather gloves & mittens .....	1	D	D
3151	Leather gloves & mittens .....	1	D	D
316	Luggage .....	2	D	D
3161	Luggage .....	2	D	D
317	Handbags & personal leather goods .....	8	1 297	65 213
3171	Women's handbags & purses .....	3	D	D
3172	Personal leather goods, nec .....	5	D	D
319	Leather goods, nec .....	2	D	D
3199	Leather goods, nec .....	2	D	D
<b>32</b>	<b>Stone, clay, &amp; glass products .....</b>	<b>174</b>	<b>4 517</b>	<b>318 760</b>
321	Flat glass .....	2	D	D
3211	Flat glass .....	2	D	D
322	Glass & glassware, pressed or blown .....	5	D	D
3229	Pressed & blown glass, nec .....	5	D	D
323	Products of purchased glass .....	9	582	41 650
3231	Products of purchased glass .....	9	582	41 650
324	Cement, hydraulic .....	1	D	D
3241	Cement, hydraulic .....	1	D	D
325	Structural clay products .....	3	D	D
3251	Brick & structural clay tile .....	1	D	D
3253	Ceramic wall & floor tile .....	2	D	D
326	Pottery & related products .....	6	153	6 255
3261	Vitreous plumbing fixtures .....	2	D	D
3269	Pottery products, nec .....	4	D	D
327	Concrete, gypsum, & plaster products .....	122	2 678	222 046
3271	Concrete brick & block .....	38	509	24 498
3272	Concrete products, nec .....	33	1 282	108 290
3273	Ready-mixed concrete .....	51	887	89 258
328	Cut stone & stone products .....	17	479	18 518
3281	Cut stone & stone products .....	17	479	18 518
329	Miscellaneous nonmetallic mineral products .....	9	190	10 877
3291	Abrasive products .....	1	D	D
3292	Asbestos products .....	2	D	D
3299	Nonmetallic mineral products, nec .....	6	D	D



**Table 1. Current and Historical Data by Industry Group and Industry: 1997 and 1992—Con.**

[Detail may not add to total because of rounding. For meaning of abbreviations and symbols, see introductory text. For explanation of terms, see Appendix A]

SIC code	Industry	Establishments (number)	All employees+ (number)	Value added by manufacture (\$1,000)
<b>1992—Con.</b>				
<b>33</b>	<b>Primary metal industries .....</b>	<b>27</b>	<b>D</b>	<b>D</b>
331	Blast furnace & basic steel products .....	8	206	18 922
3312	Blast furnaces & steel mills .....	5	D	D
3315	Steel wire & related products .....	3	D	D
332	Iron & steel foundries .....	3	D	D
3321	Gray iron foundries .....	3	D	D
334	Secondary nonferrous metals .....	4	82	2 258
3341	Secondary nonferrous metals .....	4	82	2 258
335	Nonferrous rolling & drawing .....	5	193	9 346
3353	Aluminum sheet, plate, & foil .....	1	D	D
3354	Aluminum extruded products .....	3	D	D
3355	Aluminum rolling & drawing, nec .....	1	D	D
336	Nonferrous foundries (castings) .....	1	D	D
3363	Aluminum die-castings .....	1	D	D
339	Miscellaneous primary metal products .....	6	137	14 920
3398	Metal heat treating .....	1	D	D
3399	Primary metal products, nec .....	5	D	D
<b>34</b>	<b>Fabricated metal products .....</b>	<b>211</b>	<b>4 924</b>	<b>313 449</b>
341	Metal cans & shipping containers .....	11	455	87 072
3411	Metal cans .....	10	D	D
3412	Metal barrels, drums, & pails .....	1	D	D
342	Cutlery, handtools, & hardware .....	6	D	D
3421	Cutlery .....	1	D	D
3423	Hand & edge tools, nec .....	1	D	D
3425	Hand saws & saw blades .....	1	D	D
3429	Hardware, nec .....	3	110	4 518
343	Plumbing & heating, except electric .....	5	D	D
3433	Heating equipment, except electric .....	5	D	D
344	Fabricated structural metal products .....	134	2 961	140 675
3441	Fabricated structural metal .....	14	335	14 706
3442	Metal doors, sash, & trim .....	33	1 252	53 518
3443	Fabricated plate work, boiler shops .....	13	338	12 797
3444	Sheet metal work .....	17	505	39 742
3446	Architectural metal work .....	45	D	D
3448	Prefabricated metal buildings .....	2	D	D
3449	Miscellaneous metal work .....	10	228	9 463
345	Screw machine products, bolts, etc .....	13	262	17 319
3451	Screw machine products .....	6	176	11 384
3452	Bolts, nuts, rivets, & washers .....	7	86	5 935
346	Metal forgings & stampings .....	10	212	14 739
3469	Metal stampings, nec .....	10	212	14 739
347	Metal services, nec .....	7	336	9 520
3471	Plating & polishing .....	6	D	D
3479	Metal coating & allied services .....	1	D	D
349	Miscellaneous fabricated metal products .....	25	472	30 828
3493	Steel springs, except wire .....	1	D	D
3494	Valves & pipe fittings, nec .....	1	D	D
3495	Wire springs .....	1	D	D
3496	Miscellaneous fabricated wire products .....	6	208	16 328
3498	Fabricated pipe & fittings .....	1	D	D
3499	Fabricated metal products, nec .....	15	208	11 006
<b>35</b>	<b>Industrial machinery &amp; equipment .....</b>	<b>74</b>	<b>5 373</b>	<b>702 396</b>
352	Farm & garden machinery .....	1	D	D
3523	Farm machinery & equipment .....	1	D	D
353	Construction & related machinery .....	5	D	D
3531	Construction machinery .....	1	D	D
3534	Elevators & moving stairways .....	1	D	D
3535	Conveyors & conveying equipment .....	3	D	D
354	Metalworking machinery .....	18	D	D
3541	Machine tools, metal cutting types .....	1	D	D
3544	Special dies, tools, jigs, & fixtures .....	11	104	6 441
3545	Machine tool accessories .....	1	D	D
3546	Power-driven handtools .....	3	D	D
3548	Welding apparatus .....	1	D	D
3549	Metalworking machinery, nec .....	1	D	D
355	Special industry machinery .....	6	19	770
3553	Woodworking machinery .....	3	4	288
3556	Food products machinery .....	2	D	D
3559	Special industry machinery, nec .....	1	D	D
356	General industrial machinery .....	9	809	94 514
3561	Pumps & pumping equipment .....	1	D	D
3562	Ball & roller bearings .....	1	D	D
3564	Blowers & fans .....	1	D	D
3565	Packaging machinery .....	1	D	D
3569	General industrial machinery, nec .....	5	D	D
357	Computer & office equipment .....	17	3 247	473 407
3571	Electronic computers .....	9	1 585	221 384
3572	Computer storage devices .....	2	D	D
3575	Computer terminals .....	1	D	D
3577	Computer peripheral equipment, nec .....	2	D	D
3579	Office machines, nec .....	3	D	D
358	Refrigeration & service machinery .....	6	D	D
3585	Refrigeration & heating equipment .....	6	D	D
359	Industrial machinery, nec .....	12	58	2 953
3599	Industrial machinery, nec .....	12	58	2 953

**Table 1. Current and Historical Data by Industry Group and Industry: 1997 and 1992—Con.**

[Detail may not add to total because of rounding. For meaning of abbreviations and symbols, see introductory text. For explanation of terms, see Appendix A]

SIC code	Industry	Establishments (number)	All employees+ (number)	Value added by manufacture (\$1,000)
<b>1992—Con.</b>				
<b>36</b>	<b>Electronic &amp; other electric equipment .....</b>	<b>114</b>	<b>17 224</b>	<b>1 691 770</b>
361	Electric distribution equipment .....	21	3 701	281 425
3612	Transformers .....	9	D	D
3613	Switchgear & switchboard apparatus .....	12	D	D
362	Electrical industrial apparatus .....	11	1 261	144 198
3621	Motors & generators .....	1	D	D
3624	Carbon & graphite products .....	1	D	D
3625	Relays & industrial controls .....	5	590	42 190
3629	Electrical industrial apparatus, nec .....	4	D	D
363	Household appliances .....	6	D	D
3639	Household appliances, nec .....	6	D	D
364	Electric lighting & wiring equipment .....	21	2 296	185 158
3641	Electric lamps .....	2	D	D
3643	Current-carrying wiring devices .....	12	1 503	121 824
3644	Noncurrent-carrying wiring devices .....	1	D	D
3645	Residential lighting fixtures .....	3	D	D
3648	Lighting equipment, nec .....	3	D	D
365	Household audio & video equipment .....	1	D	D
3651	Household audio & video equipment .....	1	D	D
366	Communications equipment .....	16	3 331	385 709
3661	Telephone & telegraph apparatus .....	9	D	D
3663	Radio & TV communications equipment .....	3	D	D
3669	Communications equipment, nec .....	4	D	D
367	Electronic components & accessories .....	30	5 519	585 043
3671	Electron tubes .....	2	D	D
3672	Printed circuit boards .....	9	1 174	169 381
3674	Semiconductors & related devices .....	2	D	D
3677	Electronic coils & transformers .....	3	521	32 523
3678	Electronic connectors .....	1	D	D
3679	Electronic components, nec .....	13	3 150	323 902
369	Miscellaneous electrical equipment & supplies .....	8	1 078	107 443
3691	Storage batteries .....	2	D	D
3694	Engine electrical equipment .....	1	D	D
3695	Magnetic & optical recording media .....	1	D	D
3699	Electrical equipment & supplies, nec .....	4	D	D
<b>37</b>	<b>Transportation equipment .....</b>	<b>34</b>	<b>1 315</b>	<b>98 584</b>
371	Motor vehicles & equipment .....	19	1 221	92 417
3711	Motor vehicles & car bodies .....	1	D	D
3713	Truck & bus bodies .....	2	D	D
3714	Motor vehicle parts & accessories .....	16	1 158	89 424
372	Aircraft & parts .....	1	D	D
3728	Aircraft parts & equipment, nec .....	1	D	D
373	Ship & boat building & repairing .....	10	D	D
3731	Ship building & repairing .....	2	D	D
3732	Boat building & repairing .....	8	D	D
379	Miscellaneous transportation equipment .....	4	59	2 885
3799	Transportation equipment, nec .....	4	59	2 885
<b>38</b>	<b>Instruments &amp; related products .....</b>	<b>65</b>	<b>12 398</b>	<b>1 296 702</b>
381	Search & navigation equipment .....	1	D	D
3812	Search & navigation equipment .....	1	D	D
382	Measuring & controlling devices .....	15	1 292	225 752
3821	Laboratory apparatus & furniture .....	1	D	D
3822	Environmental controls .....	2	D	D
3823	Process control instruments .....	4	253	13 656
3825	Instruments to measure electricity .....	3	D	D
3826	Analytical instruments .....	1	D	D
3827	Optical instruments & lenses .....	2	D	D
3829	Measuring & controlling devices, nec .....	2	D	D
384	Medical instruments & supplies .....	40	10 044	1 003 286
3841	Surgical & medical instruments .....	23	6 634	636 019
3842	Surgical appliances & supplies .....	15	D	D
3843	Dental equipment & supplies .....	1	D	D
3845	Electromedical equipment .....	1	D	D
385	Ophthalmic goods .....	7	D	D
3851	Ophthalmic goods .....	7	D	D
386	Photographic equipment & supplies .....	1	D	D
3861	Photographic equipment & supplies .....	1	D	D
387	Watches, clocks, watchcases, & parts .....	1	D	D
3873	Watches, clocks, & watchcases .....	1	D	D
<b>39</b>	<b>Miscellaneous manufacturing industries .....</b>	<b>78</b>	<b>2 754</b>	<b>215 247</b>
391	Jewelry, silverware, & plated ware .....	18	605	65 080
3911	Jewelry, precious metal .....	14	301	22 228
3914	Silverware & plated ware .....	2	D	D
3915	Jewelers' materials & lapidary work .....	2	D	D
393	Musical instruments .....	1	D	D
3931	Musical instruments .....	1	D	D
394	Toys & sporting goods .....	6	85	1 711
3942	Dolls .....	1	D	D
3944	Games, toys, & children's vehicles .....	1	D	D
3949	Sporting & athletic goods, nec .....	4	D	D
395	Pens, pencils, office, & art supplies .....	5	D	D
3952	Lead pencils & art goods .....	4	D	D
3953	Marking devices .....	1	D	D

**Table 1. Current and Historical Data by Industry Group and Industry: 1997 and 1992—Con.**

[Detail may not add to total because of rounding. For meaning of abbreviations and symbols, see introductory text. For explanation of terms, see Appendix A]

SIC code	Industry	Establishments (number)	All employees+ (number)	Value added by manufacture (\$1,000)
	<b>1992—Con.</b>			
<b>39</b>	<b>Miscellaneous manufacturing industries—Con.</b>			
396	Costume jewelry & notions .....	9	D	D
3961	Costume jewelry .....	7	D	D
3965	Fasteners, buttons, needles, & pins .....	2	D	D
399	Miscellaneous mfg .....	39	563	37 230
3993	Signs & advertising displays .....	19	250	11 627
3995	Burial caskets .....	3	86	6 039
3999	Mfg industries, nec .....	17	227	19 564

**Table 2. Number of Production Workers and Hours Worked by Industry Group and Industry: 1997**

[Detail may not add to total because of rounding. For meaning of abbreviations and symbols, see introductory text. For explanation of terms, see Appendix A]

SIC code	Industry	Establishments (number)	Production workers					Hours worked				
			Average for the year (number)	March (number)	May (number)	August (number)	November (number)	Total (number)	January through March (number)	April through June (number)	July through September (number)	October through December (number)
	<b>All manufacturing industries .....</b>	<b>2 092</b>	<b>126 580</b>	<b>125 288</b>	<b>126 811</b>	<b>126 368</b>	<b>127 045</b>	<b>232 237 662</b>	<b>55 799 255</b>	<b>59 148 856</b>	<b>58 396 497</b>	<b>58 893 054</b>
<b>20</b>	<b>Food &amp; kindred products .....</b>	<b>287</b>	<b>12 534</b>	<b>12 851</b>	<b>12 655</b>	<b>12 150</b>	<b>12 397</b>	<b>23 555 998</b>	<b>5 484 536</b>	<b>6 098 317</b>	<b>5 853 489</b>	<b>6 119 656</b>
201	Meat products .....	18	1 356	1 356	1 344	1 348	1 376	2 496 674	614 749	665 410	600 860	615 655
2011	Meat packing plants .....	7	284	279	278	290	291	505 745	122 433	124 261	127 066	131 985
2013	Sausages & other prepared meats .....	7	c	c	c	c	c	D	D	D	D	D
2015	Poultry & egg processing .....	4	f	f	f	f	f	D	D	D	D	D
202	Dairy products .....	22	1 189	1 184	1 208	1 180	1 174	2 491 415	625 528	574 905	645 113	645 869
2021	Creamery butter .....	—	—	—	—	—	—	—	—	—	—	—
2022	Cheese, natural & processed .....	5	c	c	c	c	c	D	D	D	D	D
2023	Condensed & evaporated milk .....	1	a	a	a	a	a	D	D	D	D	D
2024	Ice cream & frozen desserts .....	12	116	120	124	108	104	193 651	42 297	50 124	50 724	50 506
2026	Fluid milk .....	4	f	f	f	f	f	D	D	D	D	D
203	Preserved fruits & vegetables .....	36	911	901	918	911	910	1 658 663	399 064	415 929	420 283	423 387
2032	Canned specialties .....	1	c	c	c	c	c	D	D	D	D	D
2033	Canned fruits & vegetables .....	19	273	257	266	273	295	465 320	112 099	113 098	115 397	124 726
2034	Dehydrated fruits, vegetables, & soups .....	1	a	a	a	a	a	D	D	D	D	D
2035	Pickles, sauces, & salad dressings .....	1	a	a	a	a	a	D	D	D	D	D
2037	Frozen fruits & vegetables .....	4	c	c	c	c	c	D	D	D	D	D
2038	Frozen specialties, nec .....	10	311	304	310	324	306	556 747	130 329	143 775	143 157	139 486
204	Grain mill products .....	23	623	623	644	598	617	1 207 520	292 695	307 158	297 426	310 241
2041	Flour & other grain mill products .....	3	c	c	c	c	c	D	D	D	D	D
2043	Cereal breakfast foods .....	—	—	—	—	—	—	—	—	—	—	—
2044	Rice milling .....	1	c	c	c	c	c	D	D	D	D	D
2045	Blended & prepared flour .....	1	a	a	a	a	a	D	D	D	D	—
2046	Wet corn milling .....	—	—	—	—	—	—	—	—	—	—	—
2047	Dog & cat food .....	—	—	—	—	—	—	—	—	—	—	—
2048	Prepared feeds, nec .....	18	374	356	379	370	385	692 378	165 135	173 121	172 620	181 502
205	Bakery products .....	66	1 265	1 283	1 258	1 260	1 237	2 092 413	514 372	522 299	532 625	523 117
2051	Bread, cake, & related products .....	55	933	934	926	938	920	1 472 672	360 839	369 312	369 443	373 078
2052	Cookies & crackers .....	10	e	e	e	e	e	D	D	D	D	D
2053	Frozen bakery products, except bread .....	1	a	a	a	a	a	D	D	D	D	D
206	Sugar & confectionery products .....	18	683	660	671	694	705	1 167 342	271 547	288 198	301 735	305 862
2061	Raw cane sugar .....	—	—	—	—	—	—	—	—	—	—	—
2062	Cane sugar refining .....	—	—	—	—	—	—	—	—	—	—	—
2063	Beet sugar .....	1	a	a	a	a	a	D	D	D	D	D
2064	Candy & other confectionery products & chewing gum .....	17	f	f	f	f	f	D	D	D	D	D
2066	Chocolate & cocoa products .....	—	—	—	—	—	—	—	—	—	—	—
2067	Chewing gum .....	—	—	—	—	—	—	—	—	—	—	—
2068	Salted & roasted nuts & seeds .....	—	—	—	—	—	—	—	—	—	—	—
207	Fats & oils .....	3	177	183	178	179	167	376 046	96 613	94 556	95 128	89 749
2074	Cottonseed oil mills .....	—	—	—	—	—	—	—	—	—	—	—
2075	Soybean oil mills .....	1	a	a	a	a	a	D	D	D	D	D
2076	Vegetable oil mills, nec .....	—	—	—	—	—	—	—	—	—	—	—
2077	Animal & marine fats & oils .....	—	—	—	—	—	—	—	—	—	—	—
2079	Shortening & cooking oils .....	2	c	c	c	c	c	D	D	D	D	D
208	Beverages .....	49	2 338	2 274	2 347	2 350	2 367	6 225 189	1 375 308	1 589 136	1 641 264	1 619 481
2082	Malt beverages .....	2	e	e	e	e	e	D	D	D	D	D
2083	Malt .....	—	—	—	—	—	—	—	—	—	—	—
2084	Wines, brandy, & brandy spirits .....	1	a	a	a	a	a	D	D	D	D	D
2085	Distilled liquor, except brandy .....	3	e	e	e	e	e	D	D	D	D	D
2086	Bottled & canned soft drinks .....	30	1 180	1 127	1 210	1 183	1 194	4 230 520	973 302	1 050 233	1 102 867	1 104 118
2087	Flavoring extracts & syrups, nec .....	13	f	f	f	f	f	D	D	D	D	D
209	Miscellaneous food & kindred products .....	52	3 992	4 387	4 087	3 630	3 844	5 840 736	1 294 660	1 640 726	1 319 055	1 586 295
2091	Canned & cured seafood .....	2	h	h	h	h	h	D	D	D	D	D
2092	Fresh or frozen seafood .....	2	a	a	a	a	a	D	D	D	D	D
2095	Roasted coffee .....	9	216	208	217	213	219	336 713	85 179	83 642	81 605	86 287
2096	Potato chips & similar snacks .....	2	b	b	b	b	b	D	D	D	D	D
2097	Manufactured ice .....	24	160	170	156	149	153	276 213	66 608	68 441	70 604	70 560
2098	Macaroni & spaghetti .....	1	b	b	b	b	b	D	D	D	D	D
2099	Food preparations, nec .....	12	181	182	182	186	172	238 414	59 057	60 244	60 668	58 445
<b>21</b>	<b>Tobacco products .....</b>	<b>4</b>	<b>g</b>	<b>g</b>	<b>g</b>	<b>g</b>	<b>g</b>	<b>D</b>	<b>D</b>	<b>D</b>	<b>D</b>	<b>D</b>
211	Cigarettes .....	1	e	e	e	e	e	D	D	D	D	D
2111	Cigarettes .....	1	e	e	e	e	e	D	D	D	D	D
212	Cigars .....	3	f	f	f	f	f	D	D	D	D	D
2121	Cigars .....	3	f	f	f	f	f	D	D	D	D	D
213	Chewing & smoking tobacco .....	—	—	—	—	—	—	—	—	—	—	—
2131	Chewing & smoking tobacco .....	—	—	—	—	—	—	—	—	—	—	—
214	Tobacco stemming & redrying .....	—	—	—	—	—	—	—	—	—	—	—
2141	Tobacco stemming & redrying .....	—	—	—	—	—	—	—	—	—	—	—

Table 2. **Number of Production Workers and Hours Worked by Industry Group and Industry: 1997—Con.**

[Detail may not add to total because of rounding. For meaning of abbreviations and symbols, see introductory text. For explanation of terms, see Appendix A]

SIC code	Industry	Establishments (number)	Production workers					Hours worked				
			Average for the year (number)	March (number)	May (number)	August (number)	November (number)	Total (number)	January through March (number)	April through June (number)	July through September (number)	October through December (number)
<b>22</b>	<b>Textile mill products .....</b>	<b>20</b>	<b>2 372</b>	<b>2 492</b>	<b>2 505</b>	<b>2 440</b>	<b>2 044</b>	<b>4 287 810</b>	<b>1 129 960</b>	<b>1 159 031</b>	<b>1 067 280</b>	<b>931 539</b>
221	Broadwoven fabric mills, cotton ...	1	a	a	a	a	a	D	D	D	D	D
2211	Weaving mills, cotton .....	1	a	a	a	a	a	D	D	D	D	D
222	Broadwoven fabric mills, manmade fiber & silk .....	1	a	a	a	a	a	D	D	D	—	—
2221	Weaving mills, synthetics .....	1	a	a	a	a	a	D	D	D	—	—
223	Broadwoven fabric mills, wool ...	—	—	—	—	—	—	—	—	—	—	—
2231	Weaving & finishing mills, wool .	—	—	—	—	—	—	—	—	—	—	—
224	Narrow fabric mills .....	—	—	—	—	—	—	—	—	—	—	—
2241	Narrow fabric mills .....	—	—	—	—	—	—	—	—	—	—	—
225	Knitting mills .....	8	2 021	2 135	2 143	2 100	1 701	3 718 228	984 537	1 012 060	929 615	792 016
2251	Women's hosiery, except socks .....	1	e	e	e	e	e	D	D	D	D	D
2252	Hosiery, nec .....	—	—	—	—	—	—	—	—	—	—	—
2253	Knit outerwear mills .....	7	g	g	g	g	g	D	D	D	D	D
2254	Knit undergarment mills .....	—	—	—	—	—	—	—	—	—	—	—
2257	Circular knit fabric mills .....	—	—	—	—	—	—	—	—	—	—	—
2258	Lace & warp knit fabric mills .....	—	—	—	—	—	—	—	—	—	—	—
2259	Knitting mills, nec .....	—	—	—	—	—	—	—	—	—	—	—
226	Textile finishing, except wool .....	3	b	b	b	b	b	D	D	D	D	D
2261	Finishing plants, cotton .....	2	a	a	a	a	a	D	D	D	D	D
2262	Finishing plants, synthetics .....	—	—	—	—	—	—	—	—	—	—	—
2269	Finishing plants, nec .....	1	b	b	b	b	b	D	D	D	D	D
227	Carpets & rugs .....	1	a	a	a	a	a	D	D	D	D	D
2273	Carpets & rugs .....	1	a	a	a	a	a	D	D	D	D	D
228	Yarn & thread mills .....	1	b	b	b	b	b	D	D	D	D	D
2281	Yarn spinning mills .....	1	b	b	b	b	b	D	D	D	D	D
2282	Yarn throwing & winding mills ..	—	—	—	—	—	—	—	—	—	—	—
2284	Thread mills .....	—	—	—	—	—	—	—	—	—	—	—
229	Miscellaneous textile goods .....	5	176	182	177	168	176	289 043	73 405	73 508	69 112	73 018
2295	Coated fabrics, not rubberized ..	—	—	—	—	—	—	—	—	—	—	—
2296	Tire cord & fabric .....	1	b	b	b	b	b	D	D	D	D	D
2297	Nonwoven fabrics .....	—	—	—	—	—	—	—	—	—	—	—
2298	Cordage & twine .....	—	—	—	—	—	—	—	—	—	—	—
2299	Textile goods, nec .....	4	c	c	c	b	c	D	D	D	D	D
<b>23</b>	<b>Apparel &amp; other textile products ..</b>	<b>223</b>	<b>19 816</b>	<b>20 479</b>	<b>20 043</b>	<b>19 457</b>	<b>19 178</b>	<b>33 095 158</b>	<b>8 262 919</b>	<b>8 629 336</b>	<b>8 344 684</b>	<b>7 858 219</b>
231	Men's & boys' suits & coats .....	10	1 310	1 296	1 283	1 339	1 323	2 233 831	512 380	565 004	590 754	585 693
2311	Men's & boys' suits & coats .....	10	1 310	1 296	1 283	1 339	1 323	2 233 831	512 380	565 004	590 754	585 693
232	Men's & boys' furnishings .....	69	8 431	8 594	8 507	8 439	8 138	14 925 899	3 661 154	3 884 446	3 845 293	3 535 006
2321	Shirts, men's & boys' .....	19	g	g	g	g	g	D	D	D	D	D
2322	Men's & boys' underwear & nightwear .....	8	g	g	g	g	g	D	D	D	D	D
2323	Men's & boys' neckwear .....	—	—	—	—	—	—	—	—	—	—	—
2325	Men's & boys' trousers & slacks .....	10	1 173	1 286	1 185	1 133	1 086	2 131 896	551 743	561 802	544 311	474 040
2326	Men's & boys' work clothing .....	16	1 990	2 027	2 048	2 052	1 823	3 299 331	812 258	875 974	859 562	751 537
2329	Men's & boys' clothing, nec .....	16	2 345	2 311	2 374	2 326	2 357	4 718 835	1 122 575	1 219 835	1 202 155	1 174 270
233	Women's & children's outerwear ..	52	1 649	1 690	1 706	1 609	1 576	2 768 939	656 106	735 822	691 630	685 381
2331	Women's blouses & waists .....	5	194	198	197	192	190	309 868	74 602	78 857	78 081	78 328
2335	Women's dresses .....	32	508	522	515	475	512	775 239	192 631	193 879	186 648	202 081
2337	Women's suits & coats .....	4	84	71	87	93	83	125 445	24 661	37 448	30 973	32 363
2339	Women's outerwear, nec .....	11	863	899	907	849	791	1 558 387	364 212	425 638	395 928	372 609
234	Women's & children's undergarments .....	35	6 147	6 389	6 176	6 022	5 977	9 504 280	2 470 106	2 493 164	2 359 423	2 181 587
2341	Women's & children's underwear .....	12	1 021	1 081	1 107	968	920	1 219 610	365 560	331 091	291 762	231 197
2342	Brassieres & allied garments ..	23	5 126	5 308	5 069	5 054	5 057	8 284 670	2 104 546	2 162 073	2 067 661	1 950 390
235	Hats, caps, & millinery .....	1	a	a	a	a	a	D	D	D	D	D
2353	Hats, caps, & millinery .....	1	a	a	a	a	a	D	D	D	D	D
236	Girls' & children's outerwear .....	10	441	601	469	331	357	574 879	185 233	152 197	121 814	115 635
2361	Girls' & children's dresses & blouses .....	2	b	b	b	b	b	D	D	D	D	D
2369	Girls' & children's outerwear, nec .....	8	e	f	e	e	e	D	D	D	D	D
237	Fur goods .....	—	—	—	—	—	—	—	—	—	—	—
2371	Fur goods .....	—	—	—	—	—	—	—	—	—	—	—
238	Miscellaneous apparel & accessories .....	3	c	c	c	b	b	D	D	D	D	D
2381	Fabric gloves & mittens .....	—	—	—	—	—	—	—	—	—	—	—
2384	Robes & dressing gowns .....	—	—	—	—	—	—	—	—	—	—	—
2385	Waterproof outer garments .....	—	—	—	—	—	—	—	—	—	—	—
2386	Leather & sheep-lined clothing ..	—	—	—	—	—	—	—	—	—	—	—
2387	Apparel belts .....	—	—	—	—	—	—	—	—	—	—	—
2389	Apparel & accessories, nec .....	3	c	c	c	b	b	D	D	D	D	D
239	Miscellaneous fabricated textile products .....	43	1 723	1 772	1 750	1 660	1 697	2 890 157	717 039	732 773	711 094	729 251
2391	Curtains & draperies .....	12	143	157	150	144	121	250 975	58 129	68 678	66 422	57 746
2392	Housefurnishings, nec .....	8	168	137	172	174	185	301 698	59 312	78 522	79 821	84 043
2393	Textile bags .....	2	f	f	f	f	f	D	D	D	D	D
2394	Canvas & related products .....	2	a	a	a	a	a	D	D	D	D	D
2395	Pleating & stitching .....	9	b	c	b	b	b	D	D	D	D	D
2396	Automotive & apparel trimmings .....	4	45	27	46	52	53	61 481	10 298	14 939	16 399	19 845
2397	Schiffli machine embroideries ..	—	—	—	—	—	—	—	—	—	—	—
2399	Fabricated textile products, nec ..	6	548	609	557	486	535	988 227	268 840	239 969	231 867	247 551

**Table 2. Number of Production Workers and Hours Worked by Industry Group and Industry: 1997—Con.**

[Detail may not add to total because of rounding. For meaning of abbreviations and symbols, see introductory text. For explanation of terms, see Appendix A]

SIC code	Industry	Establishments (number)	Production workers					Hours worked				
			Average for the year (number)	March (number)	May (number)	August (number)	November (number)	Total (number)	January through March (number)	April through June (number)	July through September (number)	October through December (number)
<b>24</b>	<b>Lumber &amp; wood products</b>	<b>117</b>	<b>g</b>	<b>g</b>	<b>g</b>	<b>g</b>	<b>g</b>	<b>D</b>	<b>D</b>	<b>D</b>	<b>D</b>	<b>D</b>
241	Logging	—	—	—	—	—	—	—	—	—	—	—
2411	Logging	—	—	—	—	—	—	—	—	—	—	—
242	Sawmills & planing mills	1	a	a	a	a	a	D	D	D	D	D
2421	Sawmills & planing mills, general	—	—	—	—	—	—	—	—	—	—	—
2426	Hardwood dimension & flooring mills	—	—	—	—	—	—	—	—	—	—	—
2429	Special product sawmills, nec	1	a	a	a	a	a	D	D	D	D	D
243	Millwork, plywood, & structural members	99	1 027	1 031	1 013	1 012	1 027	1 851 047	458 816	463 209	456 313	472 709
2431	Millwork	21	317	332	313	312	306	568 662	143 836	142 674	141 505	140 647
2434	Wood kitchen cabinets	75	704	693	694	694	715	1 271 630	312 587	317 686	312 244	329 113
2435	Hardwood veneer & plywood	—	—	—	—	—	—	—	—	—	—	—
2436	Softwood veneer & plywood	—	—	—	—	—	—	—	—	—	—	—
2439	Structural wood members, nec	3	6	6	6	6	6	10 755	2 393	2 849	2 564	2 949
244	Wood containers	10	c	c	c	c	c	D	D	D	D	D
2441	Nailed wood boxes & shooks	—	—	—	—	—	—	—	—	—	—	—
2448	Wood pallets & skids	9	c	c	c	c	c	D	D	D	D	D
2449	Wood containers, nec	1	a	a	a	a	a	D	D	D	D	D
245	Wood buildings & mobile homes	2	a	a	a	a	a	D	D	D	D	D
2451	Mobile homes	—	—	—	—	—	—	—	—	—	—	—
2452	Prefabricated wood buildings	2	a	a	a	a	a	D	D	D	D	D
249	Miscellaneous wood products	5	b	b	b	b	b	D	D	D	D	D
2491	Wood preserving	4	62	66	60	60	60	110 851	29 664	27 269	26 667	27 251
2493	Reconstituted wood products	—	—	—	—	—	—	—	—	—	—	—
2499	Wood products, nec	1	b	b	b	b	b	D	D	D	D	D
<b>25</b>	<b>Furniture &amp; fixtures</b>	<b>146</b>	<b>2 010</b>	<b>1 908</b>	<b>2 014</b>	<b>2 029</b>	<b>2 025</b>	<b>3 530 423</b>	<b>835 101</b>	<b>863 212</b>	<b>898 069</b>	<b>934 041</b>
251	Household furniture	112	1 468	1 365	1 476	1 490	1 491	2 589 668	612 138	632 383	659 221	685 926
2511	Wood household furniture	63	2571	588	660	685	708	1 176 803	264 872	279 662	304 661	327 608
2512	Upholstered household furniture	24	367	357	377	368	362	597 833	148 430	147 119	150 217	152 067
2514	Metal household furniture	3	b	b	b	b	b	D	D	D	D	D
2515	Mattresses & bedsprings	19	337	315	338	343	337	594 758	140 515	148 478	149 588	156 177
2517	Wood TV & radio cabinets	—	—	—	—	—	—	—	—	—	—	—
2519	Household furniture, nec	3	b	b	b	b	b	D	D	D	D	D
252	Office furniture	7	273	264	277	281	267	457 574	108 234	113 366	117 922	118 052
2521	Wood office furniture	3	b	a	a	a	b	D	D	D	D	D
2522	Office furniture, except wood	4	c	c	e	e	c	D	D	D	D	D
253	Public building & related furniture	9	133	132	129	133	135	250 070	55 656	59 942	64 431	70 041
2531	Public building & related furniture	9	133	132	129	133	135	250 070	55 656	59 942	64 431	70 041
254	Partitions & fixtures	8	41	38	42	41	39	69 511	15 153	17 689	17 975	18 694
2541	Wood partitions & fixtures	6	b	b	b	b	b	D	D	D	D	D
2542	Partitions & fixtures, except wood	2	a	a	a	a	a	D	D	D	D	D
259	Miscellaneous furniture & fixtures	10	95	109	90	84	93	163 600	43 920	39 832	38 520	41 328
2591	Drapery hardware, blinds, & shades	8	b	b	b	b	b	D	D	D	D	D
2599	Furniture & fixtures, nec	2	b	b	b	b	b	D	D	D	D	D
<b>26</b>	<b>Paper &amp; allied products</b>	<b>41</b>	<b>1 849</b>	<b>1 792</b>	<b>1 855</b>	<b>1 888</b>	<b>1 839</b>	<b>3 351 450</b>	<b>808 542</b>	<b>833 442</b>	<b>882 490</b>	<b>826 976</b>
261	Pulp mills	—	—	—	—	—	—	—	—	—	—	—
2611	Pulp mills	—	—	—	—	—	—	—	—	—	—	—
262	Paper mills	4	75	70	75	72	80	135 517	34 648	34 127	31 325	35 417
2621	Paper mills	4	75	70	75	72	80	135 517	34 648	34 127	31 325	35 417
263	Paperboard mills	6	105	90	109	108	110	189 297	39 545	48 025	52 118	49 609
2631	Paperboard mills	6	105	90	109	108	110	189 297	39 545	48 025	52 118	49 609
265	Paperboard containers & boxes	19	1 274	1 268	1 262	1 277	1 276	2 276 253	555 682	565 744	589 947	564 880
2652	Setup paperboard boxes	2	b	b	b	b	b	D	D	D	D	D
2653	Corrugated & solid fiber boxes	9	632	640	628	630	625	1 070 625	260 313	254 965	278 152	277 195
2655	Fiber cans, drums, & similar products	1	b	b	b	b	b	D	D	D	D	D
2656	Sanitary food containers	—	—	—	—	—	—	—	—	—	—	—
2657	Folding paperboard boxes	7	f	f	f	f	f	D	D	D	D	D
267	Miscellaneous converted paper products	12	395	364	409	431	373	750 383	178 667	185 546	209 100	177 070
2671	Paper—coated & laminated, packaging	1	a	a	a	a	a	D	D	D	D	D
2672	Paper—coated & laminated, nec	—	—	—	—	—	—	—	—	—	—	—
2673	Bags—plastics, laminated, & coated	2	b	b	b	b	b	D	D	D	D	D
2674	Bags—uncoated paper & multiwall	1	b	b	b	b	b	D	D	D	D	D
2675	Die-cut paper & board	—	—	—	—	—	—	—	—	—	—	—
2676	Sanitary paper products	3	42	41	42	42	41	81 730	19 702	20 870	20 776	20 382
2677	Envelopes	—	—	—	—	—	—	—	—	—	—	—
2678	Stationery products	1	b	b	b	c	b	D	D	D	D	D
2679	Converted paper products, nec	4	134	131	135	129	138	275 247	69 962	70 224	64 360	70 701

**Table 2. Number of Production Workers and Hours Worked by Industry Group and Industry: 1997—Con.**

[Detail may not add to total because of rounding. For meaning of abbreviations and symbols, see introductory text. For explanation of terms, see Appendix A]

SIC code	Industry	Establishments (number)	Production workers					Hours worked				
			Average for the year (number)	March (number)	May (number)	August (number)	November (number)	Total (number)	January through March (number)	April through June (number)	July through September (number)	October through December (number)
<b>27</b>	<b>Printing &amp; publishing</b>	<b>208</b>	<b>5 315</b>	<b>4 987</b>	<b>5 375</b>	<b>5 400</b>	<b>5 423</b>	<b>9 420 535</b>	<b>2 160 821</b>	<b>2 408 479</b>	<b>2 399 302</b>	<b>2 451 933</b>
271	Newspapers	26	2 992	2 812	3 069	3 046	3 031	5 377 783	1 226 700	1 385 878	1 368 364	1 396 841
2711	Newspapers	26	2 992	2 812	3 069	3 046	3 031	5 377 783	1 226 700	1 385 878	1 368 364	1 396 841
272	Periodicals	14	93	85	91	94	95	168 910	40 176	41 852	42 306	44 576
2721	Periodicals	14	93	85	91	94	95	168 910	40 176	41 852	42 306	44 576
273	Books	5	37	35	39	36	39	84 465	18 629	21 262	21 257	23 317
2731	Book publishing	4	a	a	a	a	a	D	D	D	D	D
2732	Book printing	1	b	b	b	b	b	D	D	D	D	D
274	Miscellaneous publishing	8	c	c	c	c	c	D	D	D	D	D
2741	Miscellaneous publishing	8	c	c	c	c	c	D	D	D	D	D
275	Commercial printing	148	1 840	1 709	1 825	1 870	1 904	3 361 847	775 595	850 446	860 329	875 477
2752	Commercial printing, lithographic	91	957	885	965	965	981	1 777 770	396 684	457 155	454 558	469 373
2754	Commercial printing, gravure	8	106	92	99	115	117	188 526	40 661	45 865	47 301	54 699
2759	Commercial printing, nec	49	777	732	761	790	806	1 395 551	338 250	347 426	358 470	351 405
276	Manifold business forms	3	c	c	c	c	c	D	D	D	D	D
2761	Manifold business forms	3	c	c	c	c	c	D	D	D	D	D
277	Greeting cards	—	—	—	—	—	—	—	—	—	—	—
2771	Greeting cards	—	—	—	—	—	—	—	—	—	—	—
278	Blankbooks & bookbinding	1	a	a	a	a	a	D	—	—	—	D
2782	Blankbooks & looseleaf binders	—	—	—	—	—	—	—	—	—	—	—
2789	Bookbinding & related work	1	a	a	a	a	a	D	—	—	—	D
279	Printing trade services	3	16	15	16	15	16	27 081	6 467	7 013	6 530	7 071
2791	Typesetting	—	—	—	—	—	—	—	—	—	—	—
2796	Platemaking services	3	16	15	16	15	16	27 081	6 467	7 013	6 530	7 071
<b>28</b>	<b>Chemicals &amp; allied products</b>	<b>186</b>	<b>24 428</b>	<b>23 616</b>	<b>24 335</b>	<b>24 580</b>	<b>25 098</b>	<b>45 529 895</b>	<b>11 140 197</b>	<b>11 464 958</b>	<b>11 359 905</b>	<b>11 564 835</b>
281	Industrial inorganic chemicals	10	c	c	c	c	c	D	D	D	D	D
2812	Alkalies & chlorine	—	—	—	—	—	—	—	—	—	—	—
2813	Industrial gases	—	—	—	—	—	—	—	—	—	—	—
2816	Inorganic pigments	1	a	a	a	a	a	D	D	D	D	D
2819	Industrial inorganic chemicals, nec	9	c	c	c	c	c	D	D	D	D	D
282	Plastics materials & synthetics	22	1 942	1 814	1 951	2 001	1 988	3 036 289	706 342	786 265	790 840	752 842
2821	Plastics materials & resins	20	g	g	g	g	g	D	D	D	D	D
2822	Synthetic rubber	—	—	—	—	—	—	—	—	—	—	—
2823	Cellulosic manmade fibers	1	b	b	b	b	b	D	D	D	D	D
2824	Organic fibers, noncellulosic	1	a	a	a	a	a	D	D	D	D	D
283	Drugs	92	19 117	18 692	19 092	19 106	19 541	36 523 701	9 119 818	9 124 480	9 014 404	9 264 999
2833	Medicinals & botanicals	8	1 100	1 081	1 048	1 052	1 216	2 058 430	490 619	492 744	496 212	578 855
2834	Pharmaceutical preparations	77	16 879	16 443	16 869	16 894	17 276	32 202 278	8 062 303	8 038 433	7 937 049	8 164 493
2835	Diagnostic substances	6	f	g	g	g	f	D	D	D	D	D
2836	Biological products, except diagnostic	1	c	c	c	c	c	D	D	D	D	D
284	Soaps, cleaners, & toilet goods	27	1 979	1 885	1 883	2 032	2 104	3 656 743	822 535	943 286	945 451	945 471
2841	Soap & other detergents	7	78	79	81	77	72	134 051	33 413	35 088	33 940	31 610
2842	Polishes & sanitation goods	4	b	b	b	b	b	D	D	D	D	D
2843	Surface active agents	1	a	a	a	a	a	D	D	D	D	D
2844	Toilet preparations	15	1 791	1 711	1 693	1 839	1 917	3 304 788	739 901	851 923	854 699	858 265
285	Paints & allied products	12	520	425	528	554	571	866 100	170 568	222 558	235 156	237 818
2851	Paints & allied products	12	520	425	528	554	571	866 100	170 568	222 558	235 156	237 818
286	Industrial organic chemicals	—	—	—	—	—	—	—	—	—	—	—
2861	Gum & wood chemicals	—	—	—	—	—	—	—	—	—	—	—
2865	Cyclic crudes & intermediates	—	—	—	—	—	—	—	—	—	—	—
2869	Industrial organic chemicals, nec	—	—	—	—	—	—	—	—	—	—	—
287	Agricultural chemicals	5	e	c	e	e	e	D	D	D	D	D
2873	Nitrogenous fertilizers	1	a	a	a	a	a	D	D	D	D	D
2874	Phosphatic fertilizers	1	a	a	a	a	b	D	D	D	D	D
2875	Fertilizers, mixing only	2	c	b	c	c	c	D	D	D	D	D
2879	Agricultural chemicals, nec	1	c	c	c	c	c	D	D	D	D	D
289	Miscellaneous chemical products	18	447	454	435	444	448	641 411	161 328	173 492	163 534	143 057
2891	Adhesives & sealants	7	e	e	e	e	e	D	D	D	D	D
2892	Explosives	—	—	—	—	—	—	—	—	—	—	—
2893	Printing ink	1	a	a	a	a	a	D	D	D	D	D
2895	Carbon black	—	—	—	—	—	—	—	—	—	—	—
2899	Chemical preparations, nec	10	c	c	c	c	c	D	D	D	D	D
<b>29</b>	<b>Petroleum &amp; coal products</b>	<b>28</b>	<b>944</b>	<b>965</b>	<b>921</b>	<b>971</b>	<b>915</b>	<b>2 140 487</b>	<b>496 415</b>	<b>530 740</b>	<b>564 117</b>	<b>549 215</b>
291	Petroleum refining	9	463	478	446	469	457	960 164	245 040	234 646	241 755	238 723
2911	Petroleum refining	9	463	478	446	469	457	960 164	245 040	234 646	241 755	238 723
295	Asphalt paving & roofing materials	16	e	e	e	e	e	D	D	D	D	D
2951	Asphalt paving mixtures & blocks	15	e	e	e	e	e	D	D	D	D	D
2952	Asphalt felts & coatings	1	b	b	b	b	b	D	D	D	D	D
299	Miscellaneous petroleum & coal products	3	b	b	b	b	b	D	D	D	D	D
2992	Lubricating oils & greases	2	b	b	b	b	b	D	D	D	D	D
2999	Petroleum & coal products, nec	1	a	a	a	a	a	D	D	D	D	D

**Table 2. Number of Production Workers and Hours Worked by Industry Group and Industry: 1997—Con.**

[Detail may not add to total because of rounding. For meaning of abbreviations and symbols, see introductory text. For explanation of terms, see Appendix A]

SIC code	Industry	Establishments (number)	Production workers					Hours worked				
			Average for the year (number)	March (number)	May (number)	August (number)	November (number)	Total (number)	January through March (number)	April through June (number)	July through September (number)	October through December (number)
<b>30</b>	<b>Rubber &amp; miscellaneous plastics products</b>	<b>71</b>	<b>3 846</b>	<b>3 749</b>	<b>3 821</b>	<b>3 878</b>	<b>3 893</b>	<b>6 856 252</b>	<b>1 649 208</b>	<b>1 766 600</b>	<b>1 699 505</b>	<b>1 740 939</b>
301	Tires & inner tubes	3	78	62	75	87	83	137 161	27 493	34 863	37 595	37 210
3011	Tires & inner tubes	3	78	62	75	87	83	137 161	27 493	34 863	37 595	37 210
302	Rubber & plastics footwear	—	—	—	—	—	—	—	—	—	—	—
3021	Rubber & plastics footwear	—	—	—	—	—	—	—	—	—	—	—
305	Hose & belting & gaskets & packing	2	a	a	a	a	a	D	D	D	D	D
3052	Rubber & plastics hose & belting	—	—	—	—	—	—	—	—	—	—	—
3053	Gaskets, packing & sealing devices	2	a	a	a	a	a	D	D	D	D	D
306	Fabricated rubber products, nec	2	b	b	b	b	b	D	D	D	D	D
3061	Mechanical rubber goods	—	—	—	—	—	—	—	—	—	—	—
3069	Fabricated rubber products, nec	2	b	b	b	b	b	D	D	D	D	D
308	Miscellaneous plastics products, nec	64	3 684	3 607	3 662	3 708	3 727	6 553 034	1 581 248	1 687 762	1 621 137	1 662 887
3081	Unsupported plastics film & sheet	—	—	—	—	—	—	—	—	—	—	—
3082	Unsupported plastics profile shapes	—	—	—	—	—	—	—	—	—	—	—
3083	Laminated plastics plate & sheet	4	c	c	c	c	c	D	D	D	D	D
3084	Plastics pipe	—	—	—	—	—	—	—	—	—	—	—
3085	Plastics bottles	14	973	998	993	957	937	1 698 964	411 827	460 600	417 846	408 691
3086	Plastics foam products	5	e	e	e	e	e	D	D	D	D	D
3087	Custom compound purchased resins	—	—	—	—	—	—	—	—	—	—	—
3088	Plastics plumbing fixtures	—	—	—	—	—	—	—	—	—	—	—
3089	Plastics products, nec	41	2 175	2 126	2 141	2 198	2 217	3 805 430	937 033	953 463	942 137	972 797
<b>31</b>	<b>Leather &amp; leather products</b>	<b>25</b>	<b>5 077</b>	<b>5 094</b>	<b>5 119</b>	<b>4 996</b>	<b>5 085</b>	<b>9 509 465</b>	<b>2 274 215</b>	<b>2 448 697</b>	<b>2 371 099</b>	<b>2 415 454</b>
311	Leather tanning & finishing	—	—	—	—	—	—	—	—	—	—	—
3111	Leather tanning & finishing	—	—	—	—	—	—	—	—	—	—	—
313	Footwear cut stock	—	—	—	—	—	—	—	—	—	—	—
3131	Footwear cut stock & findings	—	—	—	—	—	—	—	—	—	—	—
314	Footwear, except rubber	15	4 336	4 363	4 393	4 288	4 290	8 035 025	1 969 176	2 097 099	2 023 959	1 944 791
3142	House slippers	1	a	a	a	a	a	D	D	D	D	D
3143	Men's footwear, except athletic	10	h	h	h	h	h	D	D	D	D	D
3144	Women's footwear, except athletic	2	f	f	f	f	f	D	D	D	D	D
3149	Footwear, except rubber, nec	2	c	e	e	c	c	D	D	D	D	D
315	Leather gloves & mittens	—	—	—	—	—	—	—	—	—	—	—
3151	Leather gloves & mittens	—	—	—	—	—	—	—	—	—	—	—
316	Luggage	1	a	a	a	a	a	D	D	D	D	D
3161	Luggage	1	a	a	a	a	a	D	D	D	D	D
317	Handbags & personal leather goods	5	c	c	c	c	c	D	D	D	D	D
3171	Women's handbags & purses	1	a	a	a	a	a	D	D	D	D	D
3172	Personal leather goods, nec	4	c	c	c	c	c	D	D	D	D	D
319	Leather goods, nec	4	f	f	f	f	f	D	D	D	D	D
3199	Leather goods, nec	4	f	f	f	f	f	D	D	D	D	D
<b>32</b>	<b>Stone, clay, &amp; glass products</b>	<b>159</b>	<b>4 213</b>	<b>4 155</b>	<b>4 166</b>	<b>4 209</b>	<b>4 252</b>	<b>8 207 447</b>	<b>1 939 823</b>	<b>2 111 780</b>	<b>2 067 499</b>	<b>2 088 345</b>
321	Flat glass	2	b	b	b	b	b	D	D	D	D	D
3211	Flat glass	2	b	b	b	b	b	D	D	D	D	D
322	Glass & glassware, pressed or blown	—	—	—	—	—	—	—	—	—	—	—
3221	Glass containers	—	—	—	—	—	—	—	—	—	—	—
3229	Pressed & blown glass, nec	—	—	—	—	—	—	—	—	—	—	—
323	Products of purchased glass	6	e	e	e	e	e	D	D	D	D	D
3231	Products of purchased glass	6	e	e	e	e	e	D	D	D	D	D
324	Cement, hydraulic	1	c	c	c	c	c	D	D	D	D	D
3241	Cement, hydraulic	1	c	c	c	c	c	D	D	D	D	D
325	Structural clay products	1	a	a	a	a	a	D	D	D	D	D
3251	Brick & structural clay tile	1	a	a	a	a	a	D	D	D	D	D
3253	Ceramic wall & floor tile	—	—	—	—	—	—	—	—	—	—	—
3255	Clay refractories	—	—	—	—	—	—	—	—	—	—	—
3259	Structural clay products, nec	—	—	—	—	—	—	—	—	—	—	—
326	Pottery & related products	4	b	b	b	b	b	D	D	D	D	D
3261	Vitreous plumbing fixtures	1	b	b	b	b	b	D	D	D	D	D
3262	Vitreous china food utensils	—	—	—	—	—	—	—	—	—	—	—
3263	Fine earthenware food utensils	—	—	—	—	—	—	—	—	—	—	—
3264	Porcelain electrical supplies	—	—	—	—	—	—	—	—	—	—	—
3269	Pottery products, nec	3	10	10	10	10	10	15 916	3 877	4 076	4 061	3 902
327	Concrete, gypsum, & plaster products	110	2 721	2 701	2 704	2 702	2 730	5 318 604	1 258 075	1 385 817	1 333 169	1 341 543
3271	Concrete brick & block	34	421	401	422	417	427	797 897	187 993	204 527	202 217	203 160
3272	Concrete products, nec	27	871	905	848	853	860	1 691 946	415 470	440 356	417 401	418 719
3273	Ready-mixed concrete	49	1 429	1 395	1 434	1 432	1 443	2 828 761	654 612	740 934	713 551	719 664
3274	Lime	—	—	—	—	—	—	—	—	—	—	—
3275	Gypsum products	—	—	—	—	—	—	—	—	—	—	—



Table 2. **Number of Production Workers and Hours Worked by Industry Group and Industry: 1997—Con.**

[Detail may not add to total because of rounding. For meaning of abbreviations and symbols, see introductory text. For explanation of terms, see Appendix A]

SIC code	Industry	Establishments (number)	Production workers					Hours worked				
			Average for the year (number)	March (number)	May (number)	August (number)	November (number)	Total (number)	January through March (number)	April through June (number)	July through September (number)	October through December (number)
<b>32</b>	<b>Stone, clay, &amp; glass products— Con.</b>											
328	Cut stone & stone products .....	25	601	547	582	623	638	1 108 975	252 074	269 411	290 593	296 897
3281	Cut stone & stone products .....	25	601	547	582	623	638	1 108 975	252 074	269 411	290 593	296 897
329	Miscellaneous nonmetallic mineral products .....	10	228	233	228	224	226	441 499	106 204	112 338	110 113	112 844
3291	Abrasive products .....	1	c	c	c	c	c	D	D	D	D	D
3292	Asbestos products .....	—	—	—	—	—	—	—	—	—	—	—
3295	Minerals, ground or treated .....	—	—	—	—	—	—	—	—	—	—	—
3296	Mineral wool .....	—	—	—	—	—	—	—	—	—	—	—
3297	Nonclay refractories .....	—	—	—	—	—	—	—	—	—	—	—
3299	Nonmetallic mineral products, nec .....	9	b	b	b	b	b	D	D	D	D	D
<b>33</b>	<b>Primary metal industries .....</b>	<b>24</b>	<b>585</b>	<b>556</b>	<b>593</b>	<b>589</b>	<b>597</b>	<b>1 137 912</b>	<b>261 603</b>	<b>294 313</b>	<b>288 461</b>	<b>293 535</b>
331	Blast furnace & basic steel products .....	8	245	226	257	246	247	513 394	112 845	135 347	130 646	134 556
3312	Blast furnaces & steel mills .....	4	75	63	92	71	69	153 534	33 926	47 498	36 601	35 509
3313	Electrometallurgical products .....	—	—	—	—	—	—	—	—	—	—	—
3315	Steel wire & related products .....	4	170	163	165	175	178	359 860	78 919	87 849	94 045	99 047
3316	Cold finishing of steel shapes .....	—	—	—	—	—	—	—	—	—	—	—
3317	Steel pipe & tubes .....	—	—	—	—	—	—	—	—	—	—	—
332	Iron & steel foundries .....	—	—	—	—	—	—	—	—	—	—	—
3321	Gray iron foundries .....	—	—	—	—	—	—	—	—	—	—	—
3322	Malleable iron foundries .....	—	—	—	—	—	—	—	—	—	—	—
3324	Steel investment foundries .....	—	—	—	—	—	—	—	—	—	—	—
3325	Steel foundries, nec .....	—	—	—	—	—	—	—	—	—	—	—
333	Primary nonferrous metals .....	—	—	—	—	—	—	—	—	—	—	—
3331	Primary copper .....	—	—	—	—	—	—	—	—	—	—	—
3334	Primary aluminum .....	—	—	—	—	—	—	—	—	—	—	—
3339	Primary nonferrous metals, nec .....	—	—	—	—	—	—	—	—	—	—	—
334	Secondary nonferrous metals .....	3	a	a	a	a	a	D	D	D	D	D
3341	Secondary nonferrous metals .....	3	a	a	a	a	a	D	D	D	D	D
335	Nonferrous rolling & drawing .....	2	c	c	c	c	c	D	D	D	D	D
3351	Copper rolling & drawing .....	—	—	—	—	—	—	—	—	—	—	—
3353	Aluminum sheet, plate, & foil .....	—	—	—	—	—	—	—	—	—	—	—
3354	Aluminum extruded products .....	2	c	c	c	c	c	D	D	D	D	D
3355	Aluminum rolling & drawing, nec .....	—	—	—	—	—	—	—	—	—	—	—
3356	Nonferrous rolling & drawing, nec .....	—	—	—	—	—	—	—	—	—	—	—
3357	Nonferrous wire drawing & insulating .....	—	—	—	—	—	—	—	—	—	—	—
336	Nonferrous foundries (castings) .....	1	b	b	b	b	b	D	D	D	D	D
3363	Aluminum die-castings .....	1	b	b	b	b	b	D	D	D	D	D
3364	Nonferrous die-casting, except aluminum .....	—	—	—	—	—	—	—	—	—	—	—
3365	Aluminum foundries .....	—	—	—	—	—	—	—	—	—	—	—
3366	Copper foundries .....	—	—	—	—	—	—	—	—	—	—	—
3369	Nonferrous foundries, nec .....	—	—	—	—	—	—	—	—	—	—	—
339	Miscellaneous primary metal products .....	10	139	139	136	139	142	260 380	64 206	66 375	63 638	66 161
3398	Metal heat treating .....	1	a	a	a	a	a	D	D	D	D	D
3399	Primary metal products, nec .....	9	c	c	c	c	c	D	D	D	D	D
<b>34</b>	<b>Fabricated metal products .....</b>	<b>229</b>	<b>4 927</b>	<b>4 794</b>	<b>4 887</b>	<b>4 943</b>	<b>5 009</b>	<b>8 855 021</b>	<b>2 006 350</b>	<b>2 271 566</b>	<b>2 268 867</b>	<b>2 308 238</b>
341	Metal cans & shipping containers .....	10	531	565	585	503	471	887 501	175 061	259 725	230 943	221 772
3411	Metal cans .....	10	531	565	585	503	471	887 501	175 061	259 725	230 943	221 772
3412	Metal barrels, drums, & pails .....	—	—	—	—	—	—	—	—	—	—	—
342	Cutlery, handtools, & hardware .....	4	107	108	104	107	108	184 442	44 838	46 139	46 282	47 183
3421	Cutlery .....	1	b	b	b	b	b	D	D	D	D	D
3423	Hand & edge tools, nec .....	1	a	a	a	a	a	D	D	D	D	D
3425	Hand saws & saw blades .....	—	—	—	—	—	—	—	—	—	—	—
3429	Hardware, nec .....	2	b	b	b	b	b	D	D	D	D	D
343	Plumbing & heating, except electric .....	5	50	48	49	49	55	81 656	18 877	20 705	21 195	20 879
3431	Metal sanitary ware .....	—	—	—	—	—	—	—	—	—	—	—
3432	Plumbing fittings & brass goods .....	—	—	—	—	—	—	—	—	—	—	—
3433	Heating equipment, except electric .....	5	50	48	49	49	55	81 656	18 877	20 705	21 195	20 879
344	Fabricated structural metal products .....	156	3 374	3 208	3 306	3 418	3 506	6 066 067	1 385 071	1 531 055	1 557 351	1 592 590
3441	Fabricated structural metal .....	14	449	444	451	443	452	821 545	202 306	207 182	205 365	206 692
3442	Metal doors, sash, & trim .....	60	1 928	1 837	1 866	1 956	2 027	3 324 623	739 608	836 356	861 082	887 577
3443	Fabricated plate work, boiler shops .....	9	162	165	154	166	159	314 592	74 480	79 001	83 396	77 715
3444	Sheet metal work .....	16	251	240	252	252	253	490 241	120 337	125 380	118 999	125 525
3446	Architectural metal work .....	42	340	294	337	365	353	650 981	141 800	169 859	174 547	164 775
3448	Prefabricated metal buildings .....	—	—	—	—	—	—	—	—	—	—	—
3449	Miscellaneous metal work .....	15	244	228	246	236	262	464 085	106 540	113 277	113 962	130 306
345	Screw machine products, bolts, etc .....	16	138	143	138	133	132	250 965	61 378	64 728	61 734	63 125
3451	Screw machine products .....	3	41	46	42	39	37	72 117	17 536	19 155	18 751	16 675
3452	Bolts, nuts, rivets, & washers .....	13	97	97	96	94	95	178 848	43 842	45 573	42 983	46 450
346	Metal forgings & stampings .....	8	103	88	101	112	113	189 018	39 979	45 095	52 066	51 878
3462	Iron & steel forgings .....	1	a	a	a	a	a	D	D	D	D	D
3463	Nonferrous forgings .....	—	—	—	—	—	—	—	—	—	—	—
3465	Automotive stampings .....	—	—	—	—	—	—	—	—	—	—	—
3466	Crowns & closures .....	—	—	—	—	—	—	—	—	—	—	—

**Table 2. Number of Production Workers and Hours Worked by Industry Group and Industry: 1997—Con.**

[Detail may not add to total because of rounding. For meaning of abbreviations and symbols, see introductory text. For explanation of terms, see Appendix A]

SIC code	Industry	Establishments (number)	Production workers					Hours worked				
			Average for the year (number)	March (number)	May (number)	August (number)	November (number)	Total (number)	January through March (number)	April through June (number)	July through September (number)	October through December (number)
<b>34</b>	<b>Fabricated metal products—Con.</b>											
346	Metal forgings & stampings—Con.											
3469	Metal stampings, nec.....	7	b	b	b	c	c	D	D	D	D	D
347	Metal services, nec.....	14	358	381	352	347	349	698 772	168 390	182 473	170 970	176 939
3471	Plating & polishing.....	14	358	381	352	347	349	698 772	168 390	182 473	170 970	176 939
3479	Metal coating & allied services..	—	—	—	—	—	—	—	—	—	—	—
348	Ordnance & accessories, nec.....	—	—	—	—	—	—	—	—	—	—	—
3482	Small arms ammunition.....	—	—	—	—	—	—	—	—	—	—	—
3483	Ammunition, except small arms, nec.....	—	—	—	—	—	—	—	—	—	—	—
3484	Small arms.....	—	—	—	—	—	—	—	—	—	—	—
3489	Ordnance & accessories, nec..	—	—	—	—	—	—	—	—	—	—	—
349	Miscellaneous fabricated metal products.....	16	266	253	252	274	275	496 600	112 756	121 646	128 326	133 872
3491	Industrial valves.....	1	b	b	b	b	b	D	D	D	D	D
3492	Fluid power valves & hose fittings.....	—	—	—	—	—	—	—	—	—	—	—
3493	Steel springs, except wire.....	—	—	—	—	—	—	—	—	—	—	—
3494	Valves & pipe fittings, nec.....	2	b	b	b	b	b	D	D	D	D	D
3495	Wire springs.....	—	—	—	—	—	—	—	—	—	—	—
3496	Miscellaneous fabricated wire products.....	4	31	27	26	31	36	53 002	10 959	11 329	14 147	16 567
3497	Metal foil & leaf.....	—	—	—	—	—	—	—	—	—	—	—
3498	Fabricated pipe & fittings.....	—	—	—	—	—	—	—	—	—	—	—
3499	Fabricated metal products, nec..	9	156	151	146	158	164	292 309	68 769	71 327	72 886	79 327
<b>35</b>	<b>Industrial machinery &amp; equipment.....</b>	<b>78</b>	<b>3 208</b>	<b>3 161</b>	<b>3 177</b>	<b>3 232</b>	<b>3 228</b>	<b>6 640 585</b>	<b>1 601 239</b>	<b>1 638 018</b>	<b>1 684 897</b>	<b>1 716 431</b>
351	Engines & turbines.....	—	—	—	—	—	—	—	—	—	—	—
3511	Turbines & turbine generator sets.....	—	—	—	—	—	—	—	—	—	—	—
3519	Internal combustion engines, nec.....	—	—	—	—	—	—	—	—	—	—	—
352	Farm & garden machinery.....	2	b	b	b	b	b	D	D	D	D	D
3523	Farm machinery & equipment..	1	b	b	b	b	b	D	D	D	D	D
3524	Lawn & garden equipment.....	1	a	a	a	a	a	D	D	D	D	D
353	Construction & related machinery..	3	c	c	c	c	c	D	D	D	D	D
3531	Construction machinery.....	1	b	a	b	b	b	D	D	D	D	D
3532	Mining machinery.....	—	—	—	—	—	—	—	—	—	—	—
3533	Oil field machinery.....	—	—	—	—	—	—	—	—	—	—	—
3534	Elevators & moving stairways..	—	—	—	—	—	—	—	—	—	—	—
3535	Conveyors & conveying equipment.....	1	c	c	c	c	c	D	D	D	D	D
3536	Hoists, cranes, & monorails.....	—	—	—	—	—	—	—	—	—	—	—
3537	Industrial trucks & tractors.....	1	a	a	a	a	a	D	—	—	—	D
354	Metalworking machinery.....	25	234	225	231	234	237	258 849	56 442	65 812	65 640	70 955
3541	Machine tools, metal cutting types.....	—	—	—	—	—	—	—	—	—	—	—
3542	Machine tools, metal forming types.....	—	—	—	—	—	—	—	—	—	—	—
3543	Industrial patterns.....	—	—	—	—	—	—	—	—	—	—	—
3544	Special dies, tools, jigs, & fixtures.....	16	55	56	52	53	53	93 385	19 591	24 382	24 439	24 973
3545	Machine tool accessories.....	3	c	c	c	c	c	D	D	D	D	D
3546	Power-driven handtools.....	2	a	a	a	a	a	D	D	D	D	D
3547	Rolling mill machinery.....	—	—	—	—	—	—	—	—	—	—	—
3548	Welding apparatus.....	—	—	—	—	—	—	—	—	—	—	—
3549	Metalworking machinery, nec....	4	b	b	b	b	b	D	D	D	D	D
355	Special industry machinery.....	4	9	9	10	9	9	13 315	2 769	3 342	3 490	3 714
3552	Textile machinery.....	—	—	—	—	—	—	—	—	—	—	—
3553	Woodworking machinery.....	1	a	a	a	a	a	D	D	D	D	D
3554	Paper industries machinery.....	—	—	—	—	—	—	—	—	—	—	—
3555	Printing trades machinery.....	—	—	—	—	—	—	—	—	—	—	—
3556	Food products machinery.....	3	a	a	a	a	a	D	D	D	D	D
3559	Special industry machinery, nec.....	—	—	—	—	—	—	—	—	—	—	—
356	General industrial machinery.....	7	e	e	e	e	e	D	D	D	D	D
3561	Pumps & pumping equipment..	—	—	—	—	—	—	—	—	—	—	—
3562	Ball & roller bearings.....	1	a	a	a	a	a	D	D	D	D	D
3563	Air & gas compressors.....	—	—	—	—	—	—	—	—	—	—	—
3564	Blowers & fans.....	1	a	a	a	a	a	D	D	D	D	D
3565	Packaging machinery.....	1	a	a	a	a	a	D	D	D	D	D
3566	Speed changers, drives, & gears.....	—	—	—	—	—	—	—	—	—	—	—
3567	Industrial furnaces & ovens.....	—	—	—	—	—	—	—	—	—	—	—
3568	Power transmission equipment, nec.....	—	—	—	—	—	—	—	—	—	—	—
3569	General industrial machinery, nec.....	4	e	e	e	e	e	D	D	D	D	D
357	Computer & office equipment.....	10	g	g	g	g	g	D	D	D	D	D
3571	Electronic computers.....	4	75	69	75	75	77	136 455	33 176	34 063	33 987	35 229
3572	Computer storage devices.....	1	c	c	c	e	e	D	D	D	D	D
3575	Computer terminals.....	—	—	—	—	—	—	—	—	—	—	—
3577	Computer peripheral equipment, nec.....	2	f	g	g	f	f	D	D	D	D	D
3578	Calculating & accounting equipment.....	—	—	—	—	—	—	—	—	—	—	—
3579	Office machines, nec.....	3	b	b	b	b	b	D	D	D	D	D
358	Refrigeration & service machinery..	11	f	f	f	f	f	D	D	D	D	D
3581	Automatic merchandising machines.....	—	—	—	—	—	—	—	—	—	—	—
3582	Commercial laundry equipment..	—	—	—	—	—	—	—	—	—	—	—

**Table 2. Number of Production Workers and Hours Worked by Industry Group and Industry: 1997—Con.**

[Detail may not add to total because of rounding. For meaning of abbreviations and symbols, see introductory text. For explanation of terms, see Appendix A]

SIC code	Industry	Establishments (number)	Production workers					Hours worked				
			Average for the year (number)	March (number)	May (number)	August (number)	November (number)	Total (number)	January through March (number)	April through June (number)	July through September (number)	October through December (number)
<b>35</b>	<b>Industrial machinery &amp; equipment—Con.</b>											
358	Refrigeration & service machinery—Con.											
3585	Refrigeration & heating equipment	9	f	f	f	f	f	D	D	D	D	D
3586	Measuring & dispensing pumps	—	—	—	—	—	—	—	—	—	—	—
3589	Service industry machinery, nec	2	b	b	b	b	b	D	D	D	D	D
359	Industrial machinery, nec	16	108	112	108	109	99	196 956	50 105	50 665	50 626	45 560
3592	Carburetors, pistons, rings, & valves	—	—	—	—	—	—	—	—	—	—	—
3593	Fluid power cylinders & actuators	—	—	—	—	—	—	—	—	—	—	—
3594	Fluid power pumps & motors	—	—	—	—	—	—	—	—	—	—	—
3596	Scales & balances, except laboratory	—	—	—	—	—	—	—	—	—	—	—
3599	Industrial machinery, nec	16	108	112	108	109	99	196 956	50 105	50 665	50 626	45 560
<b>36</b>	<b>Electronic &amp; other electric equipment</b>	<b>87</b>	<b>20 619</b>	<b>19 911</b>	<b>20 582</b>	<b>20 813</b>	<b>21 123</b>	<b>40 593 294</b>	<b>9 698 144</b>	<b>10 141 898</b>	<b>10 180 488</b>	<b>10 572 764</b>
361	Electric distribution equipment	22	3 671	3 582	3 591	3 612	3 886	7 364 020	1 769 671	1 825 887	1 818 894	1 949 568
3612	Transformers	7	1 598	1 548	1 595	1 637	1 603	3 296 698	780 798	831 510	843 980	840 410
3613	Switchgear & switchboard apparatus	15	2 073	2 034	1 996	1 975	2 283	4 067 322	988 873	994 377	974 914	1 109 158
362	Electrical industrial apparatus	3	f	f	f	f	f	D	D	D	D	D
3621	Motors & generators	—	—	—	—	—	—	—	—	—	—	—
3624	Carbon & graphite products	—	—	—	—	—	—	—	—	—	—	—
3625	Relays & industrial controls	2	f	f	f	f	f	D	D	D	D	D
3629	Electrical industrial apparatus, nec	1	a	a	a	a	a	D	D	D	D	D
363	Household appliances	1	e	e	c	e	e	D	D	D	D	D
3631	Household cooking equipment	—	—	—	—	—	—	—	—	—	—	—
3632	Household refrigerators & freezers	—	—	—	—	—	—	—	—	—	—	—
3633	Household laundry equipment	—	—	—	—	—	—	—	—	—	—	—
3634	Electric housewares & fans	—	—	—	—	—	—	—	—	—	—	—
3635	Household vacuum cleaners	—	—	—	—	—	—	—	—	—	—	—
3639	Household appliances, nec	1	e	e	c	e	e	D	D	D	D	D
364	Electric lighting & wiring equipment	21	3 166	3 187	3 153	3 162	3 145	6 239 469	1 552 297	1 559 422	1 583 082	1 544 668
3641	Electric lamps	2	b	b	b	b	b	D	D	D	D	D
3643	Current-carrying wiring devices	10	2 511	2 538	2 495	2 509	2 493	5 067 586	1 270 298	1 263 392	1 284 825	1 249 071
3644	Noncurrent-carrying wiring devices	1	a	a	a	a	a	D	D	D	D	D
3645	Residential lighting fixtures	6	e	e	e	e	e	D	D	D	D	D
3646	Commercial lighting fixtures	—	—	—	—	—	—	—	—	—	—	—
3647	Vehicular lighting equipment	—	—	—	—	—	—	—	—	—	—	—
3648	Lighting equipment, nec	2	c	c	c	c	c	D	D	D	D	D
365	Household audio & video equipment	2	a	a	a	a	b	D	D	D	D	D
3651	Household audio & video equipment	—	—	—	—	—	—	—	—	—	—	—
3652	Prerecorded records & tapes	2	a	a	a	a	b	D	D	D	D	D
366	Communications equipment	9	2 204	2 283	2 192	2 221	2 115	4 061 891	1 020 186	1 028 413	1 028 891	984 401
3661	Telephone & telegraph apparatus	5	f	f	f	f	f	D	D	D	D	D
3663	Radio & TV communications equipment	3	g	g	g	g	g	D	D	D	D	D
3669	Communications equipment, nec	1	b	b	b	b	b	D	D	D	D	D
367	Electronic components & accessories	26	9 788	9 081	9 882	10 028	10 148	19 392 315	4 517 610	4 852 613	4 851 070	5 171 022
3671	Electron tubes	2	c	c	c	c	c	D	D	D	D	D
3672	Printed circuit boards	6	3 581	3 547	3 570	3 555	3 649	7 261 266	1 657 053	1 817 101	1 748 686	2 038 426
3674	Semiconductors & related devices	1	b	b	b	b	b	D	D	D	D	D
3675	Electronic capacitors	—	—	—	—	—	—	—	—	—	—	—
3676	Electronic resistors	—	—	—	—	—	—	—	—	—	—	—
3677	Electronic coils & transformers	4	1 232	1 137	1 280	1 276	1 235	2 554 811	591 667	686 302	608 793	668 049
3678	Electronic connectors	—	—	—	—	—	—	—	—	—	—	—
3679	Electronic components, nec	13	4 647	4 070	4 710	4 863	4 939	8 920 836	2 108 093	2 187 197	2 325 048	2 300 498
369	Miscellaneous electrical equipment & supplies	3	f	f	f	f	f	D	D	D	D	D
3691	Storage batteries	1	e	e	e	e	e	D	D	D	D	D
3692	Primary batteries, dry & wet	—	—	—	—	—	—	—	—	—	—	—
3694	Engine electrical equipment	1	a	a	a	a	a	D	D	D	D	D
3695	Magnetic & optical recording media	—	—	—	—	—	—	—	—	—	—	—
3699	Electrical equipment & supplies, nec	1	e	e	e	e	e	D	D	D	D	D
<b>37</b>	<b>Transportation equipment</b>	<b>34</b>	<b>1 143</b>	<b>1 139</b>	<b>1 080</b>	<b>1 199</b>	<b>1 148</b>	<b>1 944 061</b>	<b>483 174</b>	<b>487 200</b>	<b>504 265</b>	<b>469 422</b>
371	Motor vehicles & equipment	20	999	999	947	1 045	999	1 687 188	423 157	426 348	434 245	403 438
3711	Motor vehicles & car bodies	2	b	b	b	b	b	D	D	D	D	D
3713	Truck & bus bodies	2	a	b	b	b	a	D	D	D	D	D
3714	Motor vehicle parts & accessories	16	948	952	892	991	949	1 600 693	402 593	405 379	409 894	382 827
3715	Truck trailers	—	—	—	—	—	—	—	—	—	—	—
3716	Motor homes	—	—	—	—	—	—	—	—	—	—	—
372	Aircraft & parts	1	a	a	a	a	a	D	D	D	D	D
3721	Aircraft	—	—	—	—	—	—	—	—	—	—	—

**Table 2. Number of Production Workers and Hours Worked by Industry Group and Industry: 1997—Con.**

[Detail may not add to total because of rounding. For meaning of abbreviations and symbols, see introductory text. For explanation of terms, see Appendix A]

SIC code	Industry	Establishments (number)	Production workers					Hours worked				
			Average for the year (number)	March (number)	May (number)	August (number)	November (number)	Total (number)	January through March (number)	April through June (number)	July through September (number)	October through December (number)
<b>37</b>	<b>Transportation equipment—Con.</b>											
372	Aircraft & parts—Con.											
3724	Aircraft engines & engine parts	—	—	—	—	—	—	—	—	—	—	—
3728	Aircraft parts & equipment, nec.	1	a	a	a	a	a	D	D	D	D	D
373	Ship & boat building & repairing...	11	b	b	b	c	c	D	D	D	D	D
3731	Ship building & repairing	2	b	b	b	b	b	D	D	D	D	D
3732	Boat building & repairing	9	b	b	b	b	b	D	D	D	D	D
374	Railroad equipment	—	—	—	—	—	—	—	—	—	—	—
3743	Railroad equipment	—	—	—	—	—	—	—	—	—	—	—
375	Motorcycles, bicycles, & parts	—	—	—	—	—	—	—	—	—	—	—
3751	Motorcycles, bicycles, & parts	—	—	—	—	—	—	—	—	—	—	—
376	Guided missiles, space vehicles, parts	—	—	—	—	—	—	—	—	—	—	—
3761	Guided missiles & space vehicles	—	—	—	—	—	—	—	—	—	—	—
3764	Space propulsion units & parts	—	—	—	—	—	—	—	—	—	—	—
3769	Space vehicle equipment, nec.	—	—	—	—	—	—	—	—	—	—	—
379	Miscellaneous transportation equipment	2	b	b	b	b	b	D	D	D	D	D
3792	Travel trailer & campers	—	—	—	—	—	—	—	—	—	—	—
3795	Tanks & tank components	—	—	—	—	—	—	—	—	—	—	—
3799	Transportation equipment, nec.	2	b	b	b	b	b	D	D	D	D	D
<b>38</b>	<b>Instruments &amp; related products</b>	<b>64</b>	<b>9 642</b>	<b>9 621</b>	<b>9 635</b>	<b>9 605</b>	<b>9 686</b>	<b>16 069 373</b>	<b>3 782 795</b>	<b>4 100 886</b>	<b>4 044 026</b>	<b>4 141 666</b>
381	Search & navigation equipment	—	—	—	—	—	—	—	—	—	—	—
3812	Search & navigation equipment	—	—	—	—	—	—	—	—	—	—	—
382	Measuring & controlling devices	12	1 022	1 020	1 035	1 007	1 022	1 857 534	382 889	491 353	478 067	505 225
3821	Laboratory apparatus & furniture	1	c	c	c	c	c	D	D	D	D	D
3822	Environmental controls	1	c	c	c	c	c	D	D	D	D	D
3823	Process control instruments	3	140	135	151	136	136	239 155	57 504	64 996	58 782	57 873
3824	Fluid meters & counting devices	1	b	b	b	b	b	D	D	D	D	D
3825	Instruments to measure electricity	2	c	c	c	c	c	D	D	D	D	D
3826	Analytical instruments	—	—	—	—	—	—	—	—	—	—	—
3827	Optical instruments & lenses	1	e	e	e	e	e	D	D	D	D	D
3829	Measuring & controlling devices, nec.	3	b	b	b	b	b	D	D	D	D	D
384	Medical instruments & supplies	43	7 637	7 626	7 613	7 640	7 660	12 298 040	2 919 989	3 122 769	3 097 664	3 157 618
3841	Surgical & medical instruments	24	6 530	6 541	6 545	6 505	6 525	10 341 084	2 453 627	2 632 012	2 605 178	2 650 267
3842	Surgical appliances & supplies	19	1 107	1 085	1 068	1 135	1 135	1 956 956	466 362	490 757	492 486	507 351
3843	Dental equipment & supplies	—	—	—	—	—	—	—	—	—	—	—
3844	X-ray apparatus & tubes	—	—	—	—	—	—	—	—	—	—	—
3845	Electromedical equipment	—	—	—	—	—	—	—	—	—	—	—
385	Ophthalmic goods	8	f	f	f	f	f	D	D	D	D	D
3851	Ophthalmic goods	8	f	f	f	f	f	D	D	D	D	D
386	Photographic equipment & supplies	—	—	—	—	—	—	—	—	—	—	—
3861	Photographic equipment & supplies	—	—	—	—	—	—	—	—	—	—	—
387	Watches, clocks, watchcases, & parts	1	b	b	b	b	b	D	D	D	D	D
3873	Watches, clocks, & watchcases	1	b	b	b	b	b	D	D	D	D	D
<b>39</b>	<b>Miscellaneous manufacturing industries</b>	<b>61</b>	<b>1 713</b>	<b>1 703</b>	<b>1 741</b>	<b>1 685</b>	<b>1 709</b>	<b>3 323 571</b>	<b>806 478</b>	<b>830 617</b>	<b>831 463</b>	<b>855 013</b>
391	Jewelry, silverware, & plated ware	12	471	466	470	472	471	911 273	215 889	231 056	224 085	240 243
3911	Jewelry, precious metal	11	e	e	e	e	e	D	D	D	D	D
3914	Silverware & plated ware	1	c	c	c	c	c	D	D	D	D	D
3915	Jewelers' materials & lapidary work	—	—	—	—	—	—	—	—	—	—	—
393	Musical instruments	—	—	—	—	—	—	—	—	—	—	—
3931	Musical instruments	—	—	—	—	—	—	—	—	—	—	—
394	Toys & sporting goods	4	a	a	a	a	a	D	D	D	D	D
3942	Dolls	—	—	—	—	—	—	—	—	—	—	—
3944	Games, toys, & children's vehicles	—	—	—	—	—	—	—	—	—	—	—
3949	Sporting & athletic goods, nec.	4	a	a	a	a	a	D	D	D	D	D
395	Pens, pencils, office, & art supplies	1	a	a	a	a	a	D	D	D	D	D
3951	Pens & mechanical pencils	—	—	—	—	—	—	—	—	—	—	—
3952	Lead pencils & art goods	—	—	—	—	—	—	—	—	—	—	—
3953	Marking devices	1	a	a	a	a	a	D	D	D	D	D
3955	Carbon paper & inked ribbons	—	—	—	—	—	—	—	—	—	—	—
396	Costume jewelry & notions	8	f	f	f	f	f	D	D	D	D	D
3961	Costume jewelry	6	f	f	f	f	f	D	D	D	D	D
3965	Fasteners, buttons, needles, & pins	2	a	a	a	a	a	D	D	D	D	D
399	Miscellaneous mfg.	36	512	481	527	512	525	907 653	207 573	230 539	231 482	238 059
3991	Brooms & brushes	1	a	b	b	a	a	D	D	D	D	D
3993	Signs & advertising displays	20	220	211	218	216	228	361 949	84 349	89 267	93 433	94 900
3995	Burial caskets	3	b	b	b	b	b	D	D	D	D	D
3996	Hard surface floor coverings	—	—	—	—	—	—	—	—	—	—	—
3999	Mfg industries, nec.	12	205	177	217	216	212	374 418	79 073	97 278	98 366	99 701

**Table 3. Number of Employees by Type, Payroll, and Proprietors and Partners Working by Industry Group and Industry: 1997**

[Detail may not add to total because of rounding. For meaning of abbreviations and symbols, see introductory text. For explanation of terms, see Appendix A]

SIC code	Industry	Establishments (number)	All employees+							Proprietors, partners working (number)	Unpaid family workers (number)
			Total annual payroll (\$1,000)	Total first-quarter payroll (\$1,000)	Total employees (number)	Production workers		Other employees			
						Average for the year (number)	Wages (\$1,000)	Number	Salaries (\$1,000)		
	<b>All manufacturing industries .....</b>	<b>2 092</b>	<b>3 318 862</b>	<b>806 233</b>	<b>163 605</b>	<b>126 580</b>	<b>2 087 129</b>	<b>37 025</b>	<b>1 231 733</b>	<b>601</b>	<b>108</b>
<b>20</b>	<b>Food &amp; kindred products .....</b>	<b>287</b>	<b>351 826</b>	<b>77 395</b>	<b>18 094</b>	<b>12 534</b>	<b>217 854</b>	<b>5 560</b>	<b>133 972</b>	<b>94</b>	<b>14</b>
201	Meat products .....	18	27 266	6 162	1 706	1 356	20 312	350	6 954	5	1
2011	Meat packing plants .....	7	5 664	1 328	359	284	4 131	75	1 533	1	-
2013	Sausages & other prepared meats .....	7	D	D	c	c	D	b	D	D	D
2015	Poultry & egg processing .....	4	D	D	g	f	D	c	D	D	-
202	Dairy products .....	22	40 488	8 791	1 814	1 189	25 071	625	15 417	8	3
2021	Creamery butter .....	-	-	-	-	-	-	-	-	-	-
2022	Cheese, natural & processed .....	5	D	D	c	c	D	a	D	D	D
2023	Condensed & evaporated milk .....	1	D	D	b	a	D	a	D	-	-
2024	Ice cream & frozen desserts .....	12	3 199	738	216	116	1 479	100	1 720	3	1
2026	Fluid milk .....	4	D	D	g	f	D	f	D	-	-
203	Preserved fruits & vegetables .....	36	17 011	3 587	1 154	911	12 112	243	4 899	11	1
2032	Canned specialties .....	1	D	D	c	c	D	a	D	-	-
2033	Canned fruits & vegetables .....	19	4 925	1 045	335	273	3 343	62	1 582	7	1
2034	Dehydrated fruits, vegetables, & soups .....	1	D	D	a	a	D	a	D	D	-
2035	Pickles, sauces, & salad dressings .....	1	D	D	b	a	D	a	D	-	-
2037	Frozen fruits & vegetables .....	4	D	D	c	c	D	b	D	D	-
2038	Frozen specialties, nec .....	10	5 382	1 185	412	311	3 466	101	1 916	2	-
204	Grain mill products .....	23	20 708	4 970	994	623	11 520	371	9 188	3	-
2041	Flour & other grain mill products .....	3	D	D	c	c	D	b	D	-	-
2043	Cereal breakfast foods .....	-	-	-	-	-	-	-	-	-	-
2044	Rice milling .....	1	D	D	e	c	D	c	D	-	-
2045	Blended & prepared flour .....	1	D	D	a	a	D	a	D	D	-
2046	Wet corn milling .....	-	-	-	-	-	-	-	-	-	-
2047	Dog & cat food .....	-	-	-	-	-	-	-	-	-	-
2048	Prepared feeds, nec .....	18	8 767	2 107	517	374	4 924	143	3 843	2	-
205	Bakery products .....	66	38 231	9 168	2 181	1 265	12 723	916	25 508	40	8
2051	Bread, cake, & related products .....	55	30 265	7 347	1 738	933	7 636	805	22 629	37	6
2052	Cookies & crackers .....	10	D	D	e	e	D	c	D	D	D
2053	Frozen bakery products, except bread .....	1	D	D	a	a	D	a	D	-	-
206	Sugar & confectionery products .....	18	22 209	4 919	826	683	16 467	143	5 742	9	-
2061	Raw cane sugar .....	-	-	-	-	-	-	-	-	-	-
2062	Cane sugar refining .....	-	-	-	-	-	-	-	-	-	-
2063	Beet sugar .....	1	D	D	b	a	D	a	D	-	-
2064	Candy & other confectionery products & chewing gum .....	17	D	D	f	f	D	c	D	D	-
2066	Chocolate & cocoa products .....	-	-	-	-	-	-	-	-	-	-
2067	Chewing gum .....	-	-	-	-	-	-	-	-	-	-
2068	Salted & roasted nuts & seeds .....	-	-	-	-	-	-	-	-	-	-
207	Fats & oils .....	3	6 039	1 356	279	177	2 799	102	3 240	-	-
2074	Cottonseed oil mills .....	-	-	-	-	-	-	-	-	-	-
2075	Soybean oil mills .....	1	D	D	a	a	D	a	D	-	-
2076	Vegetable oil mills, nec .....	-	-	-	-	-	-	-	-	-	-
2077	Animal & marine fats & oils .....	-	-	-	-	-	-	-	-	-	-
2079	Shortening & cooking oils .....	2	D	D	e	c	D	b	D	-	-
208	Beverages .....	49	93 032	20 379	3 336	2 338	54 105	998	38 927	4	1
2082	Malt beverages .....	2	D	D	e	e	D	b	D	-	-
2083	Malt .....	-	-	-	-	-	-	-	-	-	-
2084	Wines, brandy, & brandy spirits .....	1	D	D	a	a	D	a	D	-	-
2085	Distilled liquor, except brandy .....	3	D	D	f	e	D	e	D	-	-
2086	Bottled & canned soft drinks .....	30	34 360	7 406	1 481	1 180	23 738	301	10 622	3	1
2087	Flavoring extracts & syrups, nec .....	13	D	D	f	f	D	e	D	D	-
209	Miscellaneous food & kindred products .....	52	86 842	18 063	5 804	3 992	62 745	1 812	24 097	14	-
2091	Canned & cured seafood .....	2	D	D	h	h	D	g	D	D	-
2092	Fresh or frozen seafood .....	2	D	D	a	a	D	a	D	D	-
2095	Roasted coffee .....	9	6 758	1 726	405	216	2 813	189	3 945	-	-
2096	Potato chips & similar snacks .....	2	D	D	e	e	D	e	D	-	-
2097	Manufactured ice .....	24	2 611	580	244	160	1 509	84	1 102	9	-
2098	Macaroni & spaghetti .....	1	D	D	b	b	D	a	D	-	-
2099	Food preparations, nec .....	12	3 600	848	224	181	1 701	43	1 899	4	-
<b>21</b>	<b>Tobacco products .....</b>	<b>4</b>	<b>D</b>	<b>D</b>	<b>g</b>	<b>g</b>	<b>D</b>	<b>c</b>	<b>D</b>	<b>D</b>	<b>-</b>
211	Cigarettes .....	1	D	D	e	e	D	c	D	-	-
2111	Cigarettes .....	1	D	D	e	e	D	c	D	-	-
212	Cigars .....	3	D	D	f	f	D	b	D	D	-
2121	Cigars .....	3	D	D	f	f	D	b	D	D	-
213	Chewing & smoking tobacco .....	-	-	-	-	-	-	-	-	-	-
2131	Chewing & smoking tobacco .....	-	-	-	-	-	-	-	-	-	-
214	Tobacco stemming & redrying .....	-	-	-	-	-	-	-	-	-	-
2141	Tobacco stemming & redrying .....	-	-	-	-	-	-	-	-	-	-

**Table 3. Number of Employees by Type, Payroll, and Proprietors and Partners Working by Industry Group and Industry: 1997—Con.**

[Detail may not add to total because of rounding. For meaning of abbreviations and symbols, see introductory text. For explanation of terms, see Appendix A]

SIC code	Industry	Establishments (number)	All employees+							Proprietors, partners working (number)	Unpaid family workers (number)
			Total annual payroll (\$1,000)	Total first-quarter payroll (\$1,000)	Total employees (number)	Production workers		Other employees			
						Average for the year (number)	Wages (\$1,000)	Number	Salaries (\$1,000)		
<b>22</b>	<b>Textile mill products .....</b>	<b>20</b>	<b>31 872</b>	<b>7 573</b>	<b>2 555</b>	<b>2 372</b>	<b>27 823</b>	<b>183</b>	<b>4 049</b>	<b>8</b>	<b>2</b>
221	Broadwoven fabric mills, cotton ...	1	D	D	a	a	D	a	D	D	-
2211	Weaving mills, cotton .....	1	D	D	a	a	D	a	D	D	-
222	Broadwoven fabric mills, manmade fiber & silk .....	1	D	D	a	a	D	a	-	D	D
2221	Weaving mills, synthetics .....	1	D	D	a	a	D	a	-	D	D
223	Broadwoven fabric mills, wool .....	-	-	-	-	-	-	-	-	-	-
2231	Weaving & finishing mills, wool ..	-	-	-	-	-	-	-	-	-	-
224	Narrow fabric mills .....	-	-	-	-	-	-	-	-	-	-
2241	Narrow fabric mills .....	-	-	-	-	-	-	-	-	-	-
225	Knitting mills .....	8	24 683	5 655	2 138	2 021	22 257	117	2 426	2	-
2251	Women's hosiery, except socks .....	1	D	D	e	e	D	b	D	-	-
2252	Hosiery, nec .....	-	-	-	-	-	-	-	-	-	-
2253	Knit outerwear mills .....	7	D	D	g	g	D	b	D	D	-
2254	Knit underwear mills .....	-	-	-	-	-	-	-	-	-	-
2257	Circular knit fabric mills .....	-	-	-	-	-	-	-	-	-	-
2258	Lace & warp knit fabric mills .....	-	-	-	-	-	-	-	-	-	-
2259	Knitting mills, nec .....	-	-	-	-	-	-	-	-	-	-
226	Textile finishing, except wool .....	3	D	D	b	b	D	a	D	D	-
2261	Finishing plants, cotton .....	2	D	D	a	a	D	a	D	D	-
2262	Finishing plants, synthetics .....	-	-	-	-	-	-	-	-	-	-
2269	Finishing plants, nec .....	1	D	D	b	b	D	a	D	-	-
227	Carpets & rugs .....	1	D	D	a	a	D	a	D	-	-
2273	Carpets & rugs .....	1	D	D	a	a	D	a	D	-	-
228	Yarn & thread mills .....	1	D	D	b	b	D	a	D	-	-
2281	Yarn spinning mills .....	1	D	D	b	b	D	a	D	-	-
2282	Yarn throwing & winding mills ..	-	-	-	-	-	-	-	-	-	-
2284	Thread mills .....	-	-	-	-	-	-	-	-	-	-
229	Miscellaneous textile goods .....	5	2 211	768	214	176	1 846	38	365	2	-
2295	Coated fabrics, not rubberized ..	-	-	-	-	-	-	-	-	-	-
2296	Tire cord & fabric .....	1	D	D	b	b	D	a	-	-	-
2297	Nonwoven fabrics .....	-	-	-	-	-	-	-	-	-	-
2298	Cordage & twine .....	-	-	-	-	-	-	-	-	-	-
2299	Textile goods, nec .....	4	D	D	c	c	D	b	D	D	-
<b>23</b>	<b>Apparel &amp; other textile products ..</b>	<b>223</b>	<b>232 521</b>	<b>54 008</b>	<b>21 818</b>	<b>19 816</b>	<b>186 400</b>	<b>2 002</b>	<b>46 121</b>	<b>55</b>	<b>15</b>
231	Men's & boys' suits & coats .....	10	16 547	3 063	1 415	1 310	12 086	105	4 461	-	-
2311	Men's & boys' suits & coats .....	10	16 547	3 063	1 415	1 310	12 086	105	4 461	-	-
232	Men's & boys' furnishings .....	69	103 964	24 507	9 312	8 431	85 145	881	18 819	18	9
2321	Shirts, men's & boys' .....	19	D	D	g	g	D	c	D	D	D
2322	Men's & boys' underwear & nightwear .....	8	D	D	g	g	D	c	D	-	-
2323	Men's & boys' neckwear .....	-	-	-	-	-	-	-	-	-	-
2325	Men's & boys' trousers & slacks .....	10	14 385	3 562	1 332	1 173	12 327	159	2 058	3	1
2326	Men's & boys' work clothing .....	16	25 514	5 721	2 180	1 990	20 290	190	5 224	-	-
2329	Men's & boys' clothing, nec .....	16	25 786	6 009	2 622	2 345	21 488	277	4 298	7	-
233	Women's & children's outerwear ..	52	17 576	4 159	1 829	1 649	13 251	180	4 325	17	-
2331	Women's blouses & waists .....	5	2 109	520	217	194	1 700	23	409	5	-
2335	Women's dresses .....	32	5 734	1 348	595	508	4 179	87	1 555	10	-
2337	Women's suits & coats .....	4	686	143	97	84	545	13	141	1	-
2339	Women's outerwear, nec .....	11	9 047	2 148	920	863	6 827	57	2 220	1	-
234	Women's & children's undergarments .....	35	69 421	16 389	6 719	6 147	55 505	572	13 916	3	-
2341	Women's & children's underwear .....	12	11 619	2 472	1 115	1 021	9 311	94	2 308	3	-
2342	Brassieres & allied garments ..	23	57 802	13 917	5 604	5 126	46 194	478	11 608	-	-
235	Hats, caps, & millinery .....	1	D	D	a	a	D	a	D	-	-
2353	Hats, caps, & millinery .....	1	D	D	a	a	D	a	D	-	-
236	Girls' & children's outerwear .....	10	3 829	1 162	477	441	3 161	36	668	2	1
2361	Girls' & children's dresses & blouses .....	2	D	D	b	b	D	a	D	-	-
2369	Girls' & children's outerwear, nec .....	8	D	D	e	e	D	b	D	D	D
237	Fur goods .....	-	-	-	-	-	-	-	-	-	-
2371	Fur goods .....	-	-	-	-	-	-	-	-	-	-
238	Miscellaneous apparel & accessories .....	3	D	D	c	c	D	a	D	D	-
2381	Fabric gloves & mittens .....	-	-	-	-	-	-	-	-	-	-
2384	Robes & dressing gowns .....	-	-	-	-	-	-	-	-	-	-
2385	Waterproof outer garments .....	-	-	-	-	-	-	-	-	-	-
2386	Leather & sheep-lined clothing ..	-	-	-	-	-	-	-	-	-	-
2387	Apparel belts .....	-	-	-	-	-	-	-	-	-	-
2389	Apparel & accessories, nec .....	3	D	D	c	c	D	a	D	D	-
239	Miscellaneous fabricated textile products .....	43	19 720	4 406	1 927	1 723	16 171	204	3 549	14	5
2391	Curtains & draperies .....	12	1 911	445	175	143	1 438	32	473	5	3
2392	Housefurnishings, nec .....	8	1 677	338	199	168	1 446	31	231	2	-
2393	Textile bags .....	2	D	D	f	f	D	b	D	-	-
2394	Canvas & related products .....	2	D	D	a	a	D	a	D	D	-
2395	Pleating & stitching .....	9	D	D	c	b	D	a	D	D	D
2396	Automotive & apparel trimmings .....	4	433	72	48	45	349	3	84	2	-
2397	Schiffli machine embroideries ..	-	-	-	-	-	-	-	-	-	-

**Table 3. Number of Employees by Type, Payroll, and Proprietors and Partners Working by Industry Group and Industry: 1997—Con.**

[Detail may not add to total because of rounding. For meaning of abbreviations and symbols, see introductory text. For explanation of terms, see Appendix A]

SIC code	Industry	Establishments (number)	All employees+							Proprietors, partners working (number)	Unpaid family workers (number)
			Total annual payroll (\$1,000)	Total first-quarter payroll (\$1,000)	Total employees (number)	Production workers		Other employees			
						Average for the year (number)	Wages (\$1,000)	Number	Salaries (\$1,000)		
<b>23</b>	<b>Apparel &amp; other textile products—Con.</b>										
239	Miscellaneous fabricated textile products—Con.										
2399	Fabricated textile products, nec.	6	6 355	1 548	584	548	5 555	36	800	1	—
<b>24</b>	<b>Lumber &amp; wood products</b>	<b>117</b>	<b>D</b>	<b>D</b>	<b>g</b>	<b>g</b>	<b>D</b>	<b>c</b>	<b>D</b>	<b>D</b>	<b>D</b>
241	Logging	—	—	—	—	—	—	—	—	—	—
2411	Logging	—	—	—	—	—	—	—	—	—	—
242	Sawmills & planing mills	1	D	D	a	a	D	a	—	D	—
2421	Sawmills & planing mills, general	—	—	—	—	—	—	—	—	—	—
2426	Hardwood dimension & flooring mills	—	—	—	—	—	—	—	—	—	—
2429	Special product sawmills, nec.	1	D	D	a	a	D	a	—	D	—
243	Millwork, plywood, & structural members	99	11 574	2 705	1 174	1 027	8 994	147	2 580	62	8
2431	Millwork	21	3 217	853	367	317	2 479	50	738	8	—
2434	Wood kitchen cabinets	75	8 304	1 840	800	704	6 469	96	1 835	54	8
2435	Hardwood veneer & plywood	—	—	—	—	—	—	—	—	—	—
2436	Softwood veneer & plywood	—	—	—	—	—	—	—	—	—	—
2439	Structural wood members, nec.	3	53	12	7	6	46	1	7	—	—
244	Wood containers	10	D	D	c	c	D	b	D	D	—
2441	Nailed wood boxes & shooks	—	—	—	—	—	—	—	—	—	—
2448	Wood pallets & skids	9	D	D	c	c	D	b	D	D	—
2449	Wood containers, nec.	1	D	D	b	a	D	a	D	D	—
245	Wood buildings & mobile homes	2	D	D	a	a	D	a	D	D	—
2451	Mobile homes	—	—	—	—	—	—	—	—	—	—
2452	Prefabricated wood buildings	2	D	D	a	a	D	a	D	D	—
249	Miscellaneous wood products	5	D	D	c	b	D	a	D	—	—
2491	Wood preserving	4	1 076	262	65	62	1 041	3	35	—	—
2493	Reconstituted wood products	—	—	—	—	—	—	—	—	—	—
2499	Wood products, nec.	1	D	D	b	b	D	a	D	—	—
<b>25</b>	<b>Furniture &amp; fixtures</b>	<b>146</b>	<b>29 659</b>	<b>6 817</b>	<b>2 472</b>	<b>2 010</b>	<b>22 612</b>	<b>462</b>	<b>7 047</b>	<b>65</b>	<b>7</b>
251	Household furniture	112	20 186	4 571	1 776	1 468	15 534	308	4 652	53	7
2511	Wood household furniture	63	7 812	1 736	771	667	6 752	104	1 060	35	3
2512	Upholstered household furniture	24	5 021	1 254	454	367	4 025	87	996	12	3
2514	Metal household furniture	3	D	D	b	b	D	a	D	—	—
2515	Mattresses & bedsprings	19	5 720	1 222	414	337	3 726	77	1 994	4	—
2517	Wood TV & radio cabinets	—	—	—	—	—	—	—	—	—	—
2519	Household furniture, nec.	3	D	D	b	b	D	b	D	D	D
252	Office furniture	7	5 053	1 205	352	273	3 833	79	1 220	1	—
2521	Wood office furniture	3	D	D	b	b	D	a	D	D	—
2522	Office furniture, except wood	4	D	D	e	c	D	b	D	—	—
253	Public building & related furniture	9	1 882	433	168	133	1 415	35	467	6	—
2531	Public building & related furniture	9	1 882	433	168	133	1 415	35	467	6	—
254	Partitions & fixtures	8	772	156	46	41	683	5	89	2	—
2541	Wood partitions & fixtures	6	D	D	b	b	D	a	D	D	—
2542	Partitions & fixtures, except wood	2	D	D	a	a	D	a	D	—	—
259	Miscellaneous furniture & fixtures	10	1 766	452	130	95	1 147	35	619	3	—
2591	Drapery hardware, blinds, & shades	8	D	D	b	b	D	b	D	D	—
2599	Furniture & fixtures, nec.	2	D	D	b	b	D	a	D	D	—
<b>26</b>	<b>Paper &amp; allied products</b>	<b>41</b>	<b>42 773</b>	<b>9 853</b>	<b>2 152</b>	<b>1 849</b>	<b>31 456</b>	<b>303</b>	<b>11 317</b>	<b>2</b>	<b>1</b>
261	Pulp mills	—	—	—	—	—	—	—	—	—	—
2611	Pulp mills	—	—	—	—	—	—	—	—	—	—
262	Paper mills	4	985	221	90	75	614	15	371	—	—
2621	Paper mills	4	985	221	90	75	614	15	371	—	—
263	Paperboard mills	6	2 652	533	128	105	1 342	23	1 310	—	—
2631	Paperboard mills	6	2 652	533	128	105	1 342	23	1 310	—	—
265	Paperboard containers & boxes	19	29 682	6 979	1 432	1 274	23 285	158	6 397	1	1
2652	Setup paperboard boxes	2	D	D	b	b	D	a	D	D	D
2653	Corrugated & solid fiber boxes	9	15 824	3 619	698	632	12 456	66	3 368	—	—
2655	Fiber cans, drums, & similar products	1	D	D	b	b	D	a	—	—	—
2656	Sanitary food containers	—	—	—	—	—	—	—	—	—	—
2657	Folding paperboard boxes	7	D	D	f	f	D	b	D	—	—
267	Miscellaneous converted paper products	12	9 454	2 120	502	395	6 215	107	3 239	1	—
2671	Paper—coated & laminated, packaging	1	D	D	a	a	D	a	D	D	—
2672	Paper—coated & laminated, nec.	—	—	—	—	—	—	—	—	—	—
2673	Bags—plastics, laminated, & coated	2	D	D	b	b	D	b	D	—	—
2674	Bags—uncoated paper & multiwall	1	D	D	b	b	D	a	D	—	—
2675	Die-cut paper & board	—	—	—	—	—	—	—	—	—	—
2676	Sanitary paper products	3	599	118	56	42	441	14	158	—	—
2677	Envelopes	—	—	—	—	—	—	—	—	—	—
2678	Stationery products	1	D	D	b	b	D	b	D	—	—
2679	Converted paper products, nec.	4	3 569	875	161	134	2 429	27	1 140	—	—

**Table 3. Number of Employees by Type, Payroll, and Proprietors and Partners Working by Industry Group and Industry: 1997—Con.**

[Detail may not add to total because of rounding. For meaning of abbreviations and symbols, see introductory text. For explanation of terms, see Appendix A]

SIC code	Industry	Establishments (number)	All employees+							Proprietors, partners working (number)	Unpaid family workers (number)
			Total annual payroll (\$1,000)	Total first-quarter payroll (\$1,000)	Total employees (number)	Production workers		Other employees			
						Average for the year (number)	Wages (\$1,000)	Number	Salaries (\$1,000)		
<b>27</b>	<b>Printing &amp; publishing</b>	<b>208</b>	<b>126 166</b>	<b>29 349</b>	<b>6 469</b>	<b>5 315</b>	<b>92 612</b>	<b>1 154</b>	<b>33 554</b>	<b>93</b>	<b>27</b>
271	Newspapers	26	75 410	17 812	3 608	2 992	58 478	616	16 932	4	—
2711	Newspapers	26	75 410	17 812	3 608	2 992	58 478	616	16 932	4	—
272	Periodicals	14	1 910	427	123	93	1 217	30	693	4	1
2721	Periodicals	14	1 910	427	123	93	1 217	30	693	4	1
273	Books	5	808	219	48	37	535	11	273	2	3
2731	Book publishing	4	D	D	b	a	D	a	D	D	D
2732	Book printing	1	D	D	b	b	D	a	D	—	—
274	Miscellaneous publishing	8	D	D	c	c	D	a	D	D	—
2741	Miscellaneous publishing	8	D	D	c	c	D	a	D	D	—
275	Commercial printing	148	37 151	8 283	2 264	1 840	26 574	424	10 577	74	22
2752	Commercial printing, lithographic	91	19 926	4 086	1 182	957	14 270	225	5 656	47	16
2754	Commercial printing, gravure	8	2 724	539	142	106	1 686	36	1 038	2	—
2759	Commercial printing, nec	49	14 501	3 658	940	777	10 618	163	3 883	25	6
276	Manifold business forms	3	D	D	c	c	D	b	D	D	D
2761	Manifold business forms	3	D	D	c	c	D	b	D	D	D
277	Greeting cards	—	—	—	—	—	—	—	—	—	—
2771	Greeting cards	—	—	—	—	—	—	—	—	—	—
278	Blankbooks & bookbinding	1	D	—	a	a	D	a	—	D	—
2782	Blankbooks & looseleaf binders	—	—	—	—	—	—	—	—	—	—
2789	Bookbinding & related work	1	D	—	a	a	D	a	—	D	—
279	Printing trade services	3	197	44	18	16	178	2	19	2	—
2791	Typesetting	—	—	—	—	—	—	—	—	—	—
2796	Platemaking services	3	197	44	18	16	178	2	19	2	—
<b>28</b>	<b>Chemicals &amp; allied products</b>	<b>186</b>	<b>1 149 498</b>	<b>295 919</b>	<b>37 860</b>	<b>24 428</b>	<b>582 167</b>	<b>13 432</b>	<b>567 331</b>	<b>11</b>	<b>2</b>
281	Industrial inorganic chemicals	10	D	D	e	c	D	c	D	—	—
2812	Alkalies & chlorine	—	—	—	—	—	—	—	—	—	—
2813	Industrial gases	—	—	—	—	—	—	—	—	—	—
2816	Inorganic pigments	1	D	D	a	a	D	a	D	—	—
2819	Industrial inorganic chemicals, nec	9	D	D	e	c	D	c	D	—	—
282	Plastics materials & synthetics	22	47 931	12 375	2 289	1 942	32 314	347	15 617	1	—
2821	Plastics materials & resins	20	D	D	g	g	D	e	D	D	—
2822	Synthetic rubber	—	—	—	—	—	—	—	—	—	—
2823	Cellulosic manmade fibers	1	D	D	b	b	D	b	D	—	—
2824	Organic fibers, noncellulosic	1	D	D	a	a	D	a	D	—	—
283	Drugs	92	991 458	258 603	30 561	19 117	485 282	11 444	506 176	3	—
2833	Medicinals & botanicals	8	58 403	14 320	1 679	1 100	29 814	579	28 589	2	—
2834	Pharmaceutical preparations	77	890 460	231 484	27 383	16 879	430 192	10 504	460 268	1	—
2835	Diagnostic substances	6	D	D	g	f	D	e	D	—	—
2836	Biological products, except diagnostic	1	D	D	c	c	D	a	D	—	—
284	Soaps, cleaners, & toilet goods	27	57 558	12 796	2 865	1 979	36 987	886	20 571	3	2
2841	Soap & other detergents	7	2 298	497	150	78	919	72	1 379	—	—
2842	Polishes & sanitation goods	4	D	D	c	b	D	b	D	D	—
2843	Surface active agents	1	D	D	b	a	D	a	D	—	—
2844	Toilet preparations	15	50 498	11 223	2 510	1 791	34 202	719	16 296	2	2
285	Paints & allied products	12	12 189	2 980	750	520	6 995	230	5 194	1	—
2851	Paints & allied products	12	12 189	2 980	750	520	6 995	230	5 194	1	—
286	Industrial organic chemicals	—	—	—	—	—	—	—	—	—	—
2861	Gum & wood chemicals	—	—	—	—	—	—	—	—	—	—
2865	Cyclic crudes & intermediates	—	—	—	—	—	—	—	—	—	—
2869	Industrial organic chemicals, nec	—	—	—	—	—	—	—	—	—	—
287	Agricultural chemicals	5	D	D	e	e	D	c	D	—	—
2873	Nitrogenous fertilizers	1	D	D	a	a	D	a	D	—	—
2874	Phosphatic fertilizers	1	D	D	b	a	D	a	D	—	—
2875	Fertilizers, mixing only	2	D	D	c	c	D	c	D	—	—
2879	Agricultural chemicals, nec	1	D	D	c	c	D	b	D	—	—
289	Miscellaneous chemical products	18	17 692	4 095	657	447	8 929	210	8 763	3	—
2891	Adhesives & sealants	7	D	D	e	e	D	c	D	D	—
2892	Explosives	—	—	—	—	—	—	—	—	—	—
2893	Printing ink	1	D	D	a	a	D	a	—	D	—
2895	Carbon black	—	—	—	—	—	—	—	—	—	—
2899	Chemical preparations, nec	10	D	D	e	c	D	b	D	D	—
<b>29</b>	<b>Petroleum &amp; coal products</b>	<b>28</b>	<b>48 571</b>	<b>12 722</b>	<b>1 555</b>	<b>944</b>	<b>27 796</b>	<b>611</b>	<b>20 775</b>	<b>—</b>	<b>3</b>
291	Petroleum refining	9	32 560	9 218	781	463	17 455	318	15 105	—	3
2911	Petroleum refining	9	32 560	9 218	781	463	17 455	318	15 105	—	3
295	Asphalt paving & roofing materials	16	D	D	f	e	D	e	D	—	—
2951	Asphalt paving mixtures & blocks	15	D	D	f	e	D	e	D	—	—
2952	Asphalt felts & coatings	1	D	D	b	b	D	a	D	—	—
299	Miscellaneous petroleum & coal products	3	D	D	b	b	D	b	D	—	—
2992	Lubricating oils & greases	2	D	D	b	b	D	b	D	—	—
2999	Petroleum & coal products, nec	1	D	D	a	a	D	a	D	—	—



**Table 3. Number of Employees by Type, Payroll, and Proprietors and Partners Working by Industry Group and Industry: 1997—Con.**

[Detail may not add to total because of rounding. For meaning of abbreviations and symbols, see introductory text. For explanation of terms, see Appendix A]

SIC code	Industry	Establishments (number)	All employees+							Proprietors, partners working (number)	Unpaid family workers (number)
			Total annual payroll (\$1,000)	Total first-quarter payroll (\$1,000)	Total employees (number)	Production workers		Other employees			
						Average for the year (number)	Wages (\$1,000)	Number	Salaries (\$1,000)		
<b>30</b>	<b>Rubber &amp; miscellaneous plastics products</b>	<b>71</b>	<b>86 935</b>	<b>20 010</b>	<b>4 924</b>	<b>3 846</b>	<b>58 939</b>	<b>1 078</b>	<b>27 996</b>	<b>5</b>	<b>1</b>
301	Tires & inner tubes	3	1 909	325	116	78	1 510	38	399	—	—
3011	Tires & inner tubes	3	1 909	325	116	78	1 510	38	399	—	—
302	Rubber & plastics footwear	—	—	—	—	—	—	—	—	—	—
3021	Rubber & plastics footwear	—	—	—	—	—	—	—	—	—	—
305	Hose & belting & gaskets & packing	2	D	D	b	a	D	b	D	—	—
3052	Rubber & plastics hose & belting	—	—	—	—	—	—	—	—	—	—
3053	Gaskets, packing & sealing devices	2	D	D	b	a	D	b	D	—	—
306	Fabricated rubber products, nec	2	D	D	b	b	D	a	D	—	—
3061	Mechanical rubber goods	—	—	—	—	—	—	—	—	—	—
3069	Fabricated rubber products, nec	2	D	D	b	b	D	a	D	—	—
308	Miscellaneous plastics products, nec	64	83 020	19 251	4 693	3 684	56 137	1 009	26 883	5	1
3081	Unsupported plastics film & sheet	—	—	—	—	—	—	—	—	—	—
3082	Unsupported plastics profile shapes	—	—	—	—	—	—	—	—	—	—
3083	Laminated plastics plate & sheet	4	D	D	c	c	D	b	D	—	—
3084	Plastics pipe	—	—	—	—	—	—	—	—	—	—
3085	Plastics bottles	14	25 832	6 134	1 253	973	17 811	280	8 021	—	—
3086	Plastics foam products	5	D	D	f	e	D	c	D	—	—
3087	Custom compound purchased resins	—	—	—	—	—	—	—	—	—	—
3088	Plastics plumbing fixtures	—	—	—	—	—	—	—	—	—	—
3089	Plastics products, nec	41	40 924	9 536	2 667	2 175	27 823	492	13 101	5	1
<b>31</b>	<b>Leather &amp; leather products</b>	<b>25</b>	<b>80 296</b>	<b>17 658</b>	<b>5 752</b>	<b>5 077</b>	<b>64 821</b>	<b>675</b>	<b>15 475</b>	<b>4</b>	<b>—</b>
311	Leather tanning & finishing	—	—	—	—	—	—	—	—	—	—
3111	Leather tanning & finishing	—	—	—	—	—	—	—	—	—	—
313	Footwear cut stock	—	—	—	—	—	—	—	—	—	—
3131	Footwear cut stock & findings	—	—	—	—	—	—	—	—	—	—
314	Footwear, except rubber	15	66 465	15 154	4 888	4 336	54 996	552	11 469	3	—
3142	House slippers	1	D	D	a	a	D	a	—	D	—
3143	Men's footwear, except athletic	10	D	D	h	h	D	e	D	D	—
3144	Women's footwear, except athletic	2	D	D	f	f	D	c	D	—	—
3149	Footwear, except rubber, nec	2	D	D	c	c	D	a	D	D	—
315	Leather gloves & mittens	—	—	—	—	—	—	—	—	—	—
3151	Leather gloves & mittens	—	—	—	—	—	—	—	—	—	—
316	Luggage	1	D	D	a	a	D	a	D	—	—
3161	Luggage	1	D	D	a	a	D	a	D	—	—
317	Handbags & personal leather goods	5	D	D	c	c	D	a	D	D	—
3171	Women's handbags & purses	1	D	—	a	a	D	a	—	—	—
3172	Personal leather goods, nec	4	D	D	c	c	D	a	D	D	—
319	Leather goods, nec	4	D	D	f	f	D	c	D	—	—
3199	Leather goods, nec	4	D	D	f	f	D	c	D	—	—
<b>32</b>	<b>Stone, clay, &amp; glass products</b>	<b>159</b>	<b>105 978</b>	<b>24 085</b>	<b>5 298</b>	<b>4 213</b>	<b>76 139</b>	<b>1 085</b>	<b>29 839</b>	<b>37</b>	<b>5</b>
321	Flat glass	2	D	D	b	b	D	a	D	—	—
3211	Flat glass	2	D	D	b	b	D	a	D	—	—
322	Glass & glassware, pressed or blown	—	—	—	—	—	—	—	—	—	—
3221	Glass containers	—	—	—	—	—	—	—	—	—	—
3229	Pressed & blown glass, nec	—	—	—	—	—	—	—	—	—	—
323	Products of purchased glass	6	D	D	f	e	D	c	D	D	—
3231	Products of purchased glass	6	D	D	f	e	D	c	D	D	—
324	Cement, hydraulic	1	D	D	c	c	D	b	D	—	—
3241	Cement, hydraulic	1	D	D	c	c	D	b	D	—	—
325	Structural clay products	1	D	D	a	a	D	a	D	D	—
3251	Brick & structural clay tile	1	D	D	a	a	D	a	D	D	—
3253	Ceramic wall & floor tile	—	—	—	—	—	—	—	—	—	—
3255	Clay refractories	—	—	—	—	—	—	—	—	—	—
3259	Structural clay products, nec	—	—	—	—	—	—	—	—	—	—
326	Pottery & related products	4	D	D	b	b	D	a	D	D	—
3261	Vitreous plumbing fixtures	1	D	D	b	b	D	a	D	—	—
3262	Vitreous china food utensils	—	—	—	—	—	—	—	—	—	—
3263	Fine earthenware food utensils	—	—	—	—	—	—	—	—	—	—
3264	Porcelain electrical supplies	—	—	—	—	—	—	—	—	—	—
3269	Pottery products, nec	3	82	18	13	10	65	3	17	2	—
327	Concrete, gypsum, & plaster products	110	67 898	15 258	3 462	2 721	46 666	741	21 232	25	5
3271	Concrete brick & block	34	7 451	1 659	556	421	4 999	135	2 452	12	3
3272	Concrete products, nec	27	29 026	6 538	1 166	871	16 274	295	12 752	8	2
3273	Ready-mixed concrete	49	31 421	7 061	1 740	1 429	25 393	311	6 028	5	—
3274	Lime	—	—	—	—	—	—	—	—	—	—
3275	Gypsum products	—	—	—	—	—	—	—	—	—	—

**Table 3. Number of Employees by Type, Payroll, and Proprietors and Partners Working by Industry Group and Industry: 1997—Con.**

[Detail may not add to total because of rounding. For meaning of abbreviations and symbols, see introductory text. For explanation of terms, see Appendix A]

SIC code	Industry	Establishments (number)	All employees+								Proprietors, partners working (number)	Unpaid family workers (number)
			Total annual payroll (\$1,000)	Total first-quarter payroll (\$1,000)	Total employees (number)	Production workers		Other employees				
						Average for the year (number)	Wages (\$1,000)	Number	Salaries (\$1,000)			
<b>32</b>	<b>Stone, clay, &amp; glass products—</b>											
	Con.											
328	Cut stone & stone products .....	25	10 265	2 171	670	601	8 874	69	1 391	2	—	
3281	Cut stone & stone products .....	25	10 265	2 171	670	601	8 874	69	1 391	2	—	
329	Miscellaneous nonmetallic mineral products .....	10	5 695	1 345	323	228	3 665	95	2 030	5	—	
3291	Abrasive products .....	1	D	D	c	c	D	b	D	—	—	
3292	Asbestos products .....	—	—	—	—	—	—	—	—	—	—	
3295	Minerals, ground or treated .....	—	—	—	—	—	—	—	—	—	—	
3296	Mineral wool .....	—	—	—	—	—	—	—	—	—	—	
3297	Nonclay refractories .....	—	—	—	—	—	—	—	—	—	—	
3299	Nonmetallic mineral products, nec .....	9	D	D	c	b	D	b	D	D	—	
<b>33</b>	<b>Primary metal industries .....</b>	<b>24</b>	<b>13 176</b>	<b>2 546</b>	<b>727</b>	<b>585</b>	<b>8 069</b>	<b>142</b>	<b>5 107</b>	<b>7</b>	<b>1</b>	
331	Blast furnace & basic steel products .....	8	6 274	1 163	304	245	3 452	59	2 822	—	—	
3312	Blast furnaces & steel mills .....	4	1 674	202	84	75	1 234	9	440	—	—	
3313	Electrometallurgical products .....	—	—	—	—	—	—	—	—	—	—	
3315	Steel wire & related products .....	4	4 600	961	220	170	2 218	50	2 382	—	—	
3316	Cold finishing of steel shapes .....	—	—	—	—	—	—	—	—	—	—	
3317	Steel pipe & tubes .....	—	—	—	—	—	—	—	—	—	—	
332	Iron & steel foundries .....	—	—	—	—	—	—	—	—	—	—	
3321	Gray iron foundries .....	—	—	—	—	—	—	—	—	—	—	
3322	Malleable iron foundries .....	—	—	—	—	—	—	—	—	—	—	
3324	Steel investment foundries .....	—	—	—	—	—	—	—	—	—	—	
3325	Steel foundries, nec .....	—	—	—	—	—	—	—	—	—	—	
333	Primary nonferrous metals .....	—	—	—	—	—	—	—	—	—	—	
3331	Primary copper .....	—	—	—	—	—	—	—	—	—	—	
3334	Primary aluminum .....	—	—	—	—	—	—	—	—	—	—	
3339	Primary nonferrous metals, nec .....	—	—	—	—	—	—	—	—	—	—	
334	Secondary nonferrous metals .....	3	D	D	a	a	D	a	D	D	D	
3341	Secondary nonferrous metals .....	3	D	D	a	a	D	a	D	D	D	
335	Nonferrous rolling & drawing .....	2	D	D	c	c	D	b	D	D	—	
3351	Copper rolling & drawing .....	—	—	—	—	—	—	—	—	—	—	
3353	Aluminum sheet, plate, & foil .....	—	—	—	—	—	—	—	—	—	—	
3354	Aluminum extruded products .....	2	D	D	c	c	D	b	D	D	—	
3355	Aluminum rolling & drawing, nec .....	—	—	—	—	—	—	—	—	—	—	
3356	Nonferrous rolling & drawing, nec .....	—	—	—	—	—	—	—	—	—	—	
3357	Nonferrous wire drawing & insulating .....	—	—	—	—	—	—	—	—	—	—	
336	Nonferrous foundries (castings) .....	1	D	D	b	b	D	a	D	—	—	
3363	Aluminum die-castings .....	1	D	D	b	b	D	a	D	—	—	
3364	Nonferrous die-casting, except aluminum .....	—	—	—	—	—	—	—	—	—	—	
3365	Aluminum foundries .....	—	—	—	—	—	—	—	—	—	—	
3366	Copper foundries .....	—	—	—	—	—	—	—	—	—	—	
3369	Nonferrous foundries, nec .....	—	—	—	—	—	—	—	—	—	—	
339	Miscellaneous primary metal products .....	10	3 428	774	184	139	2 172	45	1 256	3	—	
3398	Metal heat treating .....	1	D	D	a	a	D	a	D	—	—	
3399	Primary metal products, nec .....	9	D	D	c	c	D	b	D	D	—	
<b>34</b>	<b>Fabricated metal products .....</b>	<b>229</b>	<b>90 851</b>	<b>20 552</b>	<b>6 048</b>	<b>4 927</b>	<b>64 550</b>	<b>1 121</b>	<b>26 301</b>	<b>87</b>	<b>11</b>	
341	Metal cans & shipping containers .....	10	18 729	4 240	729	531	12 482	198	6 247	—	—	
3411	Metal cans .....	10	18 729	4 240	729	531	12 482	198	6 247	—	—	
3412	Metal barrels, drums, & pails .....	—	—	—	—	—	—	—	—	—	—	
342	Cutlery, handtools, & hardware .....	4	1 735	399	134	107	1 250	27	485	1	—	
3421	Cutlery .....	1	D	D	b	b	D	a	D	—	—	
3423	Hand & edge tools, nec .....	1	D	D	a	a	D	a	D	—	—	
3425	Hand saws & saw blades .....	—	—	—	—	—	—	—	—	—	—	
3429	Hardware, nec .....	2	D	D	b	b	D	a	D	D	—	
343	Plumbing & heating, except electric .....	5	835	181	62	50	571	12	264	—	—	
3431	Metal sanitary ware .....	—	—	—	—	—	—	—	—	—	—	
3432	Plumbing fittings & brass goods .....	—	—	—	—	—	—	—	—	—	—	
3433	Heating equipment, except electric .....	5	835	181	62	50	571	12	264	—	—	
344	Fabricated structural metal products .....	156	53 632	12 076	4 036	3 374	38 894	662	14 738	74	11	
3441	Fabricated structural metal .....	14	7 100	1 828	505	449	5 721	56	1 379	1	—	
3442	Metal doors, sash, & trim .....	60	27 593	5 993	2 241	1 928	19 888	313	7 705	27	2	
3443	Fabricated plate work, boiler shops .....	9	3 474	770	200	162	2 523	38	951	3	—	
3444	Sheet metal work .....	16	4 337	1 060	313	251	3 124	62	1 213	8	5	
3446	Architectural metal work .....	42	4 282	872	436	340	3 074	96	1 208	30	4	
3448	Prefabricated metal buildings .....	—	—	—	—	—	—	—	—	—	—	
3449	Miscellaneous metal work .....	15	6 846	1 553	341	244	4 564	97	2 282	5	—	
345	Screw machine products, bolts, etc .....	16	2 933	674	177	138	1 928	39	1 005	4	—	
3451	Screw machine products .....	3	701	139	45	41	569	4	132	—	—	
3452	Bolts, nuts, rivets, & washers .....	13	2 232	535	132	97	1 359	35	873	4	—	
346	Metal forgings & stampings .....	8	1 569	397	125	103	1 143	22	426	1	—	
3462	Iron & steel forgings .....	1	D	D	a	a	D	a	D	—	—	
3463	Nonferrous forgings .....	—	—	—	—	—	—	—	—	—	—	
3465	Automotive stampings .....	—	—	—	—	—	—	—	—	—	—	
3466	Crowns & closures .....	—	—	—	—	—	—	—	—	—	—	

**Table 3. Number of Employees by Type, Payroll, and Proprietors and Partners Working by Industry Group and Industry: 1997—Con.**

[Detail may not add to total because of rounding. For meaning of abbreviations and symbols, see introductory text. For explanation of terms, see Appendix A]

SIC code	Industry	Establishments (number)	All employees+							Proprietors, partners working (number)	Unpaid family workers (number)
			Total annual payroll (\$1,000)	Total first-quarter payroll (\$1,000)	Total employees (number)	Production workers		Other employees			
						Average for the year (number)	Wages (\$1,000)	Number	Salaries (\$1,000)		
<b>34</b>	<b>Fabricated metal products—Con.</b>										
346	Metal forgings & stampings—Con.										
3469	Metal stampings, nec.....	7	D	D	c	b	D	b	D	D	—
347	Metal services, nec.....	14	6 984	1 596	460	358	5 264	102	1 720	3	—
3471	Plating & polishing.....	14	6 984	1 596	460	358	5 264	102	1 720	3	—
3479	Metal coating & allied services..	—	—	—	—	—	—	—	—	—	—
348	Ordnance & accessories, nec....	—	—	—	—	—	—	—	—	—	—
3482	Small arms ammunition.....	—	—	—	—	—	—	—	—	—	—
3483	Ammunition, except small arms, nec.....	—	—	—	—	—	—	—	—	—	—
3484	Small arms.....	—	—	—	—	—	—	—	—	—	—
3489	Ordnance & accessories, nec....	—	—	—	—	—	—	—	—	—	—
349	Miscellaneous fabricated metal products.....	16	4 434	989	325	266	3 018	59	1 416	4	—
3491	Industrial valves.....	1	D	D	b	b	D	a	D	—	—
3492	Fluid power valves & hose fittings.....	—	—	—	—	—	—	—	—	—	—
3493	Steel springs, except wire.....	—	—	—	—	—	—	—	—	—	—
3494	Valves & pipe fittings, nec.....	2	D	D	b	b	D	a	D	—	—
3495	Wire springs.....	—	—	—	—	—	—	—	—	—	—
3496	Miscellaneous fabricated wire products.....	4	458	109	39	31	299	8	159	—	—
3497	Metal foil & leaf.....	—	—	—	—	—	—	—	—	—	—
3498	Fabricated pipe & fittings.....	—	—	—	—	—	—	—	—	—	—
3499	Fabricated metal products, nec..	9	2 108	487	178	156	1 634	22	474	4	—
<b>35</b>	<b>Industrial machinery &amp; equipment.....</b>	<b>78</b>	<b>106 766</b>	<b>22 413</b>	<b>4 301</b>	<b>3 208</b>	<b>72 300</b>	<b>1 093</b>	<b>34 466</b>	<b>29</b>	<b>5</b>
351	Engines & turbines.....	—	—	—	—	—	—	—	—	—	—
3511	Turbines & turbine generator sets.....	—	—	—	—	—	—	—	—	—	—
3519	Internal combustion engines, nec.....	—	—	—	—	—	—	—	—	—	—
352	Farm & garden machinery.....	2	D	D	b	b	D	b	D	—	—
3523	Farm machinery & equipment.....	1	D	D	b	b	D	b	D	—	—
3524	Lawn & garden equipment.....	1	D	D	a	a	D	a	D	—	—
353	Construction & related machinery.....	3	D	D	c	c	D	a	D	—	—
3531	Construction machinery.....	1	D	D	b	b	D	a	D	—	—
3532	Mining machinery.....	—	—	—	—	—	—	—	—	—	—
3533	Oil field machinery.....	—	—	—	—	—	—	—	—	—	—
3534	Elevators & moving stairways.....	—	—	—	—	—	—	—	—	—	—
3535	Conveyors & conveying equipment.....	1	D	D	c	c	D	a	D	—	—
3536	Hoists, cranes, & monorails.....	—	—	—	—	—	—	—	—	—	—
3537	Industrial trucks & tractors.....	1	D	—	a	a	D	a	D	—	—
354	Metalworking machinery.....	25	4 002	871	291	234	2 538	57	1 464	12	4
3541	Machine tools, metal cutting types.....	—	—	—	—	—	—	—	—	—	—
3542	Machine tools, metal forming types.....	—	—	—	—	—	—	—	—	—	—
3543	Industrial patterns.....	—	—	—	—	—	—	—	—	—	—
3544	Special dies, tools, jigs, & fixtures.....	16	919	196	73	55	749	18	170	9	2
3545	Machine tool accessories.....	3	D	D	c	c	D	a	D	D	D
3546	Power-driven handtools.....	2	D	D	a	a	D	a	D	D	—
3547	Rolling mill machinery.....	—	—	—	—	—	—	—	—	—	—
3548	Welding apparatus.....	—	—	—	—	—	—	—	—	—	—
3549	Metalworking machinery, nec....	4	D	D	b	b	D	a	D	D	—
355	Special industry machinery.....	4	116	27	11	9	91	2	25	4	—
3552	Textile machinery.....	—	—	—	—	—	—	—	—	—	—
3553	Woodworking machinery.....	1	D	D	a	a	D	a	D	D	—
3554	Paper industries machinery.....	—	—	—	—	—	—	—	—	—	—
3555	Printing trades machinery.....	—	—	—	—	—	—	—	—	—	—
3556	Food products machinery.....	3	D	D	a	a	D	a	D	D	—
3559	Special industry machinery, nec.....	—	—	—	—	—	—	—	—	—	—
356	General industrial machinery.....	7	D	D	f	e	D	e	D	D	—
3561	Pumps & pumping equipment.....	—	—	—	—	—	—	—	—	—	—
3562	Ball & roller bearings.....	1	D	D	a	a	D	a	D	D	—
3563	Air & gas compressors.....	—	—	—	—	—	—	—	—	—	—
3564	Blowers & fans.....	1	D	D	a	a	D	a	D	—	—
3565	Packaging machinery.....	1	D	D	a	a	D	a	D	—	—
3566	Speed changers, drives, & gears.....	—	—	—	—	—	—	—	—	—	—
3567	Industrial furnaces & ovens.....	—	—	—	—	—	—	—	—	—	—
3568	Power transmission equipment, nec.....	—	—	—	—	—	—	—	—	—	—
3569	General industrial machinery, nec.....	4	D	D	f	e	D	e	D	—	—
357	Computer & office equipment.....	10	D	D	g	g	D	e	D	D	—
3571	Electronic computers.....	4	1 950	465	109	75	1 440	34	510	1	—
3572	Computer storage devices.....	1	D	D	c	c	D	a	D	—	—
3575	Computer terminals.....	—	—	—	—	—	—	—	—	—	—
3577	Computer peripheral equipment, nec.....	2	D	D	g	f	D	c	D	D	—
3578	Calculating & accounting equipment.....	—	—	—	—	—	—	—	—	—	—
3579	Office machines, nec.....	3	D	D	c	b	D	b	D	—	—
358	Refrigeration & service machinery.....	11	D	D	g	f	D	c	D	D	—
3581	Automatic merchandising machines.....	—	—	—	—	—	—	—	—	—	—

**Table 3. Number of Employees by Type, Payroll, and Proprietors and Partners Working by Industry Group and Industry: 1997—Con.**

[Detail may not add to total because of rounding. For meaning of abbreviations and symbols, see introductory text. For explanation of terms, see Appendix A]

SIC code	Industry	Establishments (number)	All employees+							Proprietors, partners working (number)	Unpaid family workers (number)
			Total annual payroll (\$1,000)	Total first-quarter payroll (\$1,000)	Total employees (number)	Production workers		Other employees			
						Average for the year (number)	Wages (\$1,000)	Number	Salaries (\$1,000)		
<b>35</b>	<b>Industrial machinery &amp; equipment—Con.</b>										
358	Refrigeration & service machinery—Con.										
3582	Commercial laundry equipment	—	—	—	—	—	—	—	—	—	—
3585	Refrigeration & heating equipment	9	D	D	g	f	D	c	D	D	—
3586	Measuring & dispensing pumps	—	—	—	—	—	—	—	—	—	—
3589	Service industry machinery, nec	2	D	D	b	b	D	a	D	—	—
359	Industrial machinery, nec	16	1 801	417	120	108	1 630	12	171	8	1
3592	Carburetors, pistons, rings, & valves	—	—	—	—	—	—	—	—	—	—
3593	Fluid power cylinders & actuators	—	—	—	—	—	—	—	—	—	—
3594	Fluid power pumps & motors	—	—	—	—	—	—	—	—	—	—
3596	Scales & balances, except laboratory	—	—	—	—	—	—	—	—	—	—
3599	Industrial machinery, nec	16	1 801	417	120	108	1 630	12	171	8	1
<b>36</b>	<b>Electronic &amp; other electric equipment</b>	<b>87</b>	<b>455 767</b>	<b>118 229</b>	<b>24 931</b>	<b>20 619</b>	<b>317 037</b>	<b>4 312</b>	<b>138 730</b>	<b>6</b>	<b>1</b>
361	Electric distribution equipment	22	70 457	25 098	4 228	3 671	56 673	557	13 784	—	—
3612	Transformers	7	31 677	15 370	1 848	1 598	26 429	250	5 248	—	—
3613	Switchgear & switchboard apparatus	15	38 780	9 728	2 380	2 073	30 244	307	8 536	—	—
362	Electrical industrial apparatus	3	D	D	f	f	D	b	D	—	—
3621	Motors & generators	—	—	—	—	—	—	—	—	—	—
3624	Carbon & graphite products	—	—	—	—	—	—	—	—	—	—
3625	Relays & industrial controls	2	D	D	f	f	D	b	D	—	—
3629	Electrical industrial apparatus, nec	1	D	D	a	a	D	a	D	—	—
363	Household appliances	1	D	D	e	e	D	b	D	—	—
3631	Household cooking equipment	—	—	—	—	—	—	—	—	—	—
3632	Household refrigerators & freezers	—	—	—	—	—	—	—	—	—	—
3633	Household laundry equipment	—	—	—	—	—	—	—	—	—	—
3634	Electric housewares & fans	—	—	—	—	—	—	—	—	—	—
3635	Household vacuum cleaners	—	—	—	—	—	—	—	—	—	—
3639	Household appliances, nec	1	D	D	e	e	D	b	D	—	—
364	Electric lighting & wiring equipment	21	67 843	16 631	3 821	3 166	45 585	655	22 258	1	—
3641	Electric lamps	2	D	D	b	b	D	a	D	—	—
3643	Current-carrying wiring devices	10	54 791	13 727	3 033	2 511	36 790	522	18 001	—	—
3644	Noncurrent-carrying wiring devices	1	D	D	a	a	D	a	D	—	—
3645	Residential lighting fixtures	6	D	D	e	e	D	b	D	D	—
3646	Commercial lighting fixtures	—	—	—	—	—	—	—	—	—	—
3647	Vehicular lighting equipment	—	—	—	—	—	—	—	—	—	—
3648	Lighting equipment, nec	2	D	D	e	c	D	b	D	—	—
365	Household audio & video equipment	2	D	D	b	a	D	a	D	—	—
3651	Household audio & video equipment	—	—	—	—	—	—	—	—	—	—
3652	Prerecorded records & tapes	2	D	D	b	a	D	a	D	—	—
366	Communications equipment	9	65 036	15 290	3 195	2 204	42 027	991	23 009	1	—
3661	Telephone & telegraph apparatus	5	D	D	f	f	D	c	D	D	—
3663	Radio & TV communications equipment	3	D	D	g	g	D	f	D	—	—
3669	Communications equipment, nec	1	D	D	b	b	D	a	D	—	—
367	Electronic components & accessories	26	217 357	52 804	11 699	9 788	147 483	1 911	69 874	4	1
3671	Electron tubes	2	D	D	e	c	D	a	D	—	—
3672	Printed circuit boards	6	99 785	27 477	4 255	3 581	64 856	674	34 929	—	—
3674	Semiconductors & related devices	1	D	D	c	b	D	b	D	—	—
3675	Electronic capacitors	—	—	—	—	—	—	—	—	—	—
3676	Electronic resistors	—	—	—	—	—	—	—	—	—	—
3677	Electronic coils & transformers	4	26 264	5 176	1 599	1 232	18 208	367	8 056	—	—
3678	Electronic connectors	—	—	—	—	—	—	—	—	—	—
3679	Electronic components, nec	13	82 396	18 317	5 477	4 647	57 969	830	24 427	4	1
369	Miscellaneous electrical equipment & supplies	3	D	D	f	f	D	c	D	—	—
3691	Storage batteries	1	D	D	e	e	D	c	D	—	—
3692	Primary batteries, dry & wet	—	—	—	—	—	—	—	—	—	—
3694	Engine electrical equipment	1	D	D	a	a	D	a	D	—	—
3695	Magnetic & optical recording media	—	—	—	—	—	—	—	—	—	—
3699	Electrical equipment & supplies, nec	1	D	D	e	e	D	a	D	—	—
<b>37</b>	<b>Transportation equipment</b>	<b>34</b>	<b>26 890</b>	<b>6 599</b>	<b>1 484</b>	<b>1 143</b>	<b>14 405</b>	<b>341</b>	<b>12 485</b>	<b>9</b>	<b>2</b>
371	Motor vehicles & equipment	20	23 330	5 774	1 285	999	12 315	286	11 015	2	—
3711	Motor vehicles & car bodies	2	D	D	b	b	D	a	D	—	—
3713	Truck & bus bodies	2	D	D	b	a	D	a	D	D	—
3714	Motor vehicle parts & accessories	16	22 089	5 465	1 214	948	11 517	266	10 572	1	—
3715	Truck trailers	—	—	—	—	—	—	—	—	—	—

**Table 3. Number of Employees by Type, Payroll, and Proprietors and Partners Working by Industry Group and Industry: 1997—Con.**

[Detail may not add to total because of rounding. For meaning of abbreviations and symbols, see introductory text. For explanation of terms, see Appendix A]

SIC code	Industry	Establishments (number)	All employees+							Proprietors, partners working (number)	Unpaid family workers (number)
			Total annual payroll (\$1,000)	Total first-quarter payroll (\$1,000)	Total employees (number)	Production workers		Other employees			
						Average for the year (number)	Wages (\$1,000)	Number	Salaries (\$1,000)		
<b>37</b>	<b>Transportation equipment—Con.</b>										
371	Motor vehicles & equipment—Con.										
3716	Motor homes .....	—	—	—	—	—	—	—	—	—	—
372	Aircraft & parts .....	1	D	D	a	a	D	a	D	—	—
3721	Aircraft .....	—	—	—	—	—	—	—	—	—	—
3724	Aircraft engines & engine parts ..	—	—	—	—	—	—	—	—	—	—
3728	Aircraft parts & equipment, nec ..	1	D	D	a	a	D	a	D	—	—
373	Ship & boat building & repairing...	11	D	D	c	b	D	b	D	D	D
3731	Ship building & repairing .....	2	D	D	b	b	D	b	D	—	—
3732	Boat building & repairing .....	9	D	D	b	b	D	a	D	D	D
374	Railroad equipment .....	—	—	—	—	—	—	—	—	—	—
3743	Railroad equipment .....	—	—	—	—	—	—	—	—	—	—
375	Motorcycles, bicycles, & parts ....	—	—	—	—	—	—	—	—	—	—
3751	Motorcycles, bicycles, & parts ..	—	—	—	—	—	—	—	—	—	—
376	Guided missiles, space vehicles, parts .....	—	—	—	—	—	—	—	—	—	—
3761	Guided missiles & space vehicles .....	—	—	—	—	—	—	—	—	—	—
3764	Space propulsion units & parts ..	—	—	—	—	—	—	—	—	—	—
3769	Space vehicle equipment, nec ..	—	—	—	—	—	—	—	—	—	—
379	Miscellaneous transportation equipment .....	2	D	D	b	b	D	a	D	D	—
3792	Travel trailer & campers .....	—	—	—	—	—	—	—	—	—	—
3795	Tanks & tank components .....	—	—	—	—	—	—	—	—	—	—
3799	Transportation equipment, nec ..	2	D	D	b	b	D	a	D	D	—
<b>38</b>	<b>Instruments &amp; related products ...</b>	<b>64</b>	<b>254 923</b>	<b>59 383</b>	<b>12 260</b>	<b>9 642</b>	<b>166 481</b>	<b>2 618</b>	<b>88 442</b>	<b>3</b>	<b>—</b>
381	Search & navigation equipment ...	—	—	—	—	—	—	—	—	—	—
3812	Search & navigation equipment ..	—	—	—	—	—	—	—	—	—	—
382	Measuring & controlling devices ..	12	23 979	6 172	1 249	1 022	17 512	227	6 467	—	—
3821	Laboratory apparatus & furniture .....	1	D	D	c	c	D	a	D	—	—
3822	Environmental controls .....	1	D	D	c	c	D	b	D	—	—
3823	Process control instruments ....	3	2 521	557	159	140	1 635	19	886	—	—
3824	Fluid meters & counting devices .....	1	D	D	c	b	D	b	D	—	—
3825	Instruments to measure electricity .....	2	D	D	c	c	D	b	D	—	—
3826	Analytical instruments .....	—	—	—	—	—	—	—	—	—	—
3827	Optical instruments & lenses .....	1	D	D	e	e	D	b	D	—	—
3829	Measuring & controlling devices, nec .....	3	D	D	b	b	D	b	D	—	—
384	Medical instruments & supplies ...	43	200 435	46 093	9 856	7 637	124 091	2 219	76 344	2	—
3841	Surgical & medical instruments ..	24	173 007	40 043	8 317	6 530	110 005	1 787	63 002	—	—
3842	Surgical appliances & supplies ..	19	27 428	6 050	1 539	1 107	14 086	432	13 342	2	—
3843	Dental equipment & supplies ...	—	—	—	—	—	—	—	—	—	—
3844	X-ray apparatus & tubes .....	—	—	—	—	—	—	—	—	—	—
3845	Electromedical equipment .....	—	—	—	—	—	—	—	—	—	—
385	Ophthalmic goods .....	8	D	D	g	f	D	c	D	D	—
3851	Ophthalmic goods .....	8	D	D	g	f	D	c	D	D	—
386	Photographic equipment & supplies .....	—	—	—	—	—	—	—	—	—	—
3861	Photographic equipment & supplies .....	—	—	—	—	—	—	—	—	—	—
387	Watches, clocks, watchcases, & parts .....	1	D	D	c	b	D	b	D	—	—
3873	Watches, clocks, & watchcases ..	1	D	D	c	b	D	b	D	—	—
<b>39</b>	<b>Miscellaneous manufacturing industries .....</b>	<b>61</b>	<b>38 704</b>	<b>10 144</b>	<b>2 208</b>	<b>1 713</b>	<b>23 978</b>	<b>495</b>	<b>14 726</b>	<b>18</b>	<b>3</b>
391	Jewelry, silverware, & plated ware .....	12	9 947	2 352	601	471	6 752	130	3 195	4	—
3911	Jewelry, precious metal .....	11	D	D	e	e	D	c	D	D	—
3914	Silverware & plated ware .....	1	D	D	c	c	D	a	D	—	—
3915	Jewelers' materials & lapidary work .....	—	—	—	—	—	—	—	—	—	—
393	Musical instruments .....	—	—	—	—	—	—	—	—	—	—
3931	Musical instruments .....	—	—	—	—	—	—	—	—	—	—
394	Toys & sporting goods .....	4	D	D	b	a	D	a	D	D	D
3942	Dolls .....	—	—	—	—	—	—	—	—	—	—
3944	Games, toys, & children's vehicles .....	—	—	—	—	—	—	—	—	—	—
3949	Sporting & athletic goods, nec ..	4	D	D	b	a	D	a	D	D	D
395	Pens, pencils, office, & art supplies .....	1	D	D	a	a	D	a	D	—	—
3951	Pens & mechanical pencils .....	—	—	—	—	—	—	—	—	—	—
3952	Lead pencils & art goods .....	—	—	—	—	—	—	—	—	—	—
3953	Marking devices .....	1	D	D	a	a	D	a	D	—	—
3955	Carbon paper & inked ribbons ..	—	—	—	—	—	—	—	—	—	—
396	Costume jewelry & notions .....	8	D	D	f	f	D	c	D	D	—
3961	Costume jewelry .....	6	D	D	f	f	D	c	D	—	—
3965	Fasteners, buttons, needles, & pins .....	2	D	D	a	a	D	a	D	D	—
399	Miscellaneous mfg .....	36	11 293	2 424	695	512	7 228	183	4 065	10	2
3991	Brooms & brushes .....	1	D	D	a	a	D	a	D	—	—

Table 3. **Number of Employees by Type, Payroll, and Proprietors and Partners Working by Industry Group and Industry: 1997—Con.**

[Detail may not add to total because of rounding. For meaning of abbreviations and symbols, see introductory text. For explanation of terms, see Appendix A]

SIC code	Industry	Establishments (number)	All employees+							Proprietors, partners working (number)	Unpaid family workers (number)
			Total annual payroll (\$1,000)	Total first-quarter payroll (\$1,000)	Total employees (number)	Production workers		Other employees			
						Average for the year (number)	Wages (\$1,000)	Number	Salaries (\$1,000)		
<b>39</b>	<b>Miscellaneous manufacturing industries—Con.</b>										
399	Miscellaneous mfg—Con.										
3993	Signs & advertising displays . . .	20	5 667	1 277	328	220	3 155	108	2 512	8	2
3995	Burial caskets . . . . .	3	D	D	b	b	D	a	D	—	—
3996	Hard surface floor coverings . . .	—	—	—	—	—	—	—	—	—	—
3999	Mfg industries, nec . . . . .	12	3 951	785	268	205	2 700	63	1 251	2	—

**Table 4. Value of Shipments by Industry Group and Industry: 1997**

[Detail may not add to total because of rounding. For meaning of abbreviations and symbols, see introductory text. For explanation of terms, see Appendix A]

SIC code	Industry	Establishments (number)	Value of shipments				
			Total (\$1,000)	Value of products shipped (\$1,000)	Value of resale (\$1,000)	Receipts for contract work (\$1,000)	Miscellaneous receipts (\$1,000)
	<b>All manufacturing industries</b> .....	<b>2 092</b>	<b>46 875 995</b>	<b>46 175 111</b>	<b>D</b>	<b>219 097</b>	<b>D</b>
<b>20</b>	<b>Food &amp; kindred products</b> .....	<b>287</b>	<b>5 332 954</b>	<b>5 217 600</b>	<b>64 591</b>	<b>39 975</b>	<b>10 788</b>
201	Meat products .....	18	178 442	D	D	D	D
2011	Meat packing plants .....	7	40 477	D	D	D	D
2013	Sausages & other prepared meats .....	7	D	D	D	D	D
2015	Poultry & egg processing .....	4	D	D	D	D	D
202	Dairy products .....	22	333 075	D	D	D	D
2021	Creamery butter .....	1	D	D	D	D	D
2022	Cheese, natural & processed .....	5	D	D	D	D	D
2023	Condensed & evaporated milk .....	1	D	D	D	D	D
2024	Ice cream & frozen desserts .....	12	24 255	24 255	D	D	D
2026	Fluid milk .....	4	D	D	D	D	D
203	Preserved fruits & vegetables .....	36	187 054	186 386	D	D	D
2032	Canned specialties .....	1	D	D	D	D	D
2033	Canned fruits & vegetables .....	19	53 373	D	D	D	D
2034	Dehydrated fruits, vegetables, & soups .....	1	D	D	D	D	D
2035	Pickles, sauces, & salad dressings .....	1	D	D	D	D	D
2037	Frozen fruits & vegetables .....	4	D	D	D	D	D
2038	Frozen specialties, nec .....	10	39 740	D	D	D	D
204	Grain mill products .....	23	292 698	274 542	D	D	D
2041	Flour & other grain mill products .....	3	D	D	D	D	D
2043	Cereal breakfast foods .....	1	D	D	D	D	D
2044	Rice milling .....	1	D	D	D	D	D
2045	Blended & prepared flour .....	1	D	D	D	D	D
2046	Wet corn milling .....	1	D	D	D	D	D
2047	Dog & cat food .....	1	D	D	D	D	D
2048	Prepared feeds, nec .....	18	168 881	150 725	D	D	D
205	Bakery products .....	66	192 592	D	D	D	D
2051	Bread, cake, & related products .....	55	154 212	D	16 267	D	D
2052	Cookies & crackers .....	10	D	D	D	D	D
2053	Frozen bakery products, except bread .....	1	D	D	D	D	D
206	Sugar & confectionery products .....	18	153 374	D	D	D	D
2061	Raw cane sugar .....	1	D	D	D	D	D
2062	Cane sugar refining .....	1	D	D	D	D	D
2063	Beet sugar .....	1	D	D	D	D	D
2064	Candy & other confectionery products & chewing gum .....	17	D	D	D	D	D
2066	Chocolate & cocoa products .....	1	D	D	D	D	D
2067	Chewing gum .....	1	D	D	D	D	D
2068	Salted & roasted nuts & seeds .....	1	D	D	D	D	D
207	Fats & oils .....	3	65 468	65 468	D	D	D
2074	Cottonseed oil mills .....	1	D	D	D	D	D
2075	Soybean oil mills .....	1	D	D	D	D	D
2076	Vegetable oil mills, nec .....	1	D	D	D	D	D
2077	Animal & marine fats & oils .....	1	D	D	D	D	D
2079	Shortening & cooking oils .....	2	D	D	D	D	D
208	Beverages .....	49	3 202 171	D	D	D	D
2082	Malt beverages .....	2	D	D	D	D	D
2083	Malt .....	1	D	D	D	D	D
2084	Wines, brandy, & brandy spirits .....	1	D	D	D	D	D
2085	Distilled liquor, except brandy .....	3	D	D	D	D	D
2086	Bottled & canned soft drinks .....	30	322 786	319 010	D	D	D
2087	Flavoring extracts & syrups, nec .....	13	D	D	D	D	D
209	Miscellaneous food & kindred products .....	52	728 080	D	D	D	D
2091	Canned & cured seafood .....	2	D	D	D	D	D
2092	Fresh or frozen seafood .....	2	D	D	D	D	D
2095	Roasted coffee .....	9	91 199	88 125	D	D	D
2096	Potato chips & similar snacks .....	2	D	D	D	D	D
2097	Manufactured ice .....	24	12 783	D	D	D	D
2098	Macaroni & spaghetti .....	1	D	D	D	D	D
2099	Food preparations, nec .....	12	54 910	D	D	D	D
<b>21</b>	<b>Tobacco products</b> .....	<b>4</b>	<b>D</b>	<b>D</b>	<b>D</b>	<b>D</b>	<b>D</b>
211	Cigarettes .....	1	D	D	D	D	D
2111	Cigarettes .....	1	D	D	D	D	D
212	Cigars .....	3	D	D	D	D	D
2121	Cigars .....	3	D	D	D	D	D
213	Chewing & smoking tobacco .....	1	D	D	D	D	D
2131	Chewing & smoking tobacco .....	1	D	D	D	D	D
214	Tobacco stemming & redrying .....	1	D	D	D	D	D
2141	Tobacco stemming & redrying .....	1	D	D	D	D	D
<b>22</b>	<b>Textile mill products</b> .....	<b>20</b>	<b>129 403</b>	<b>128 250</b>	<b>-</b>	<b>D</b>	<b>D</b>
221	Broadwoven fabric mills, cotton .....	1	D	D	D	D	D
2211	Weaving mills, cotton .....	1	D	D	D	D	D
222	Broadwoven fabric mills, manmade fiber & silk .....	1	D	D	D	D	D
2221	Weaving mills, synthetics .....	1	D	D	D	D	D
223	Broadwoven fabric mills, wool .....	1	D	D	D	D	D
2231	Weaving & finishing mills, wool .....	1	D	D	D	D	D
224	Narrow fabric mills .....	1	D	D	D	D	D
2241	Narrow fabric mills .....	1	D	D	D	D	D
225	Knitting mills .....	8	88 552	88 552	D	D	D
2251	Women's hosiery, except socks .....	1	D	D	D	D	D
2252	Hosiery, nec .....	1	D	D	D	D	D
2253	Knit outerwear mills .....	7	D	D	D	D	D
2254	Knit underwear mills .....	1	D	D	D	D	D
2257	Circular knit fabric mills .....	1	D	D	D	D	D
2258	Lace & warp knit fabric mills .....	1	D	D	D	D	D

**Table 4. Value of Shipments by Industry Group and Industry: 1997—Con.**

[Detail may not add to total because of rounding. For meaning of abbreviations and symbols, see introductory text. For explanation of terms, see Appendix A]

SIC code	Industry	Establishments (number)	Value of shipments					
			Total (\$1,000)	Value of products shipped (\$1,000)	Value of resale (\$1,000)	Receipts for contract work (\$1,000)	Miscellaneous receipts (\$1,000)	
<b>22</b>	<b>Textile mill products—Con.</b>							
225	Knitting mills—Con.							
2259	Knitting mills, nec .....	—	—	—	—	—	—	—
226	Textile finishing, except wool .....	3	D	D	—	D	—	
2261	Finishing plants, cotton .....	2	D	D	—	D	—	
2262	Finishing plants, synthetics .....	—	—	—	—	—	—	
2269	Finishing plants, nec.....	1	D	D	—	—	—	
227	Carpets & rugs .....	1	D	D	—	—	—	
2273	Carpets & rugs .....	1	D	D	—	—	—	
228	Yarn & thread mills .....	1	D	D	—	—	—	
2281	Yarn spinning mills .....	1	D	D	—	—	—	
2282	Yarn throwing & winding mills .....	—	—	—	—	—	—	
2284	Thread mills .....	—	—	—	—	—	—	
229	Miscellaneous textile goods .....	5	8 401	8 401	—	—	—	
2295	Coated fabrics, not rubberized .....	—	—	—	—	—	—	
2296	Tire cord & fabric.....	1	D	D	—	—	—	
2297	Nonwoven fabrics .....	—	—	—	—	—	—	
2298	Cordage & twine .....	—	—	—	—	—	—	
2299	Textile goods, nec.....	4	D	D	—	—	—	
<b>23</b>	<b>Apparel &amp; other textile products .....</b>	<b>223</b>	<b>1 079 676</b>	<b>1 057 194</b>	<b>1 330</b>	<b>17 309</b>	<b>3 843</b>	
231	Men's & boys' suits & coats .....	10	54 937	D	—	D	D	
2311	Men's & boys' suits & coats .....	10	54 937	D	—	D	D	
232	Men's & boys' furnishings .....	69	454 364	439 689	D	12 228	D	
2321	Shirts, men's & boys' .....	19	D	D	D	D	D	
2322	Men's & boys' underwear & nightwear .....	8	D	D	—	D	—	
2323	Men's & boys' neckwear .....	—	—	—	—	—	—	
2325	Men's & boys' trousers & slacks .....	10	72 051	71 129	—	D	D	
2326	Men's & boys' work clothing .....	16	120 264	D	D	—	D	
2329	Men's & boys' clothing, nec.....	16	99 119	D	—	D	—	
233	Women's & children's outerwear .....	52	87 060	85 754	D	D	D	
2331	Women's blouses & waists .....	5	9 599	9 599	—	—	—	
2335	Women's dresses .....	32	24 459	D	—	D	D	
2337	Women's suits & coats .....	4	2 401	D	D	—	D	
2339	Women's outerwear, nec.....	11	50 601	49 372	—	D	D	
234	Women's & children's undergarments .....	35	374 794	370 555	—	D	D	
2341	Women's & children's underwear .....	12	39 654	D	—	D	D	
2342	Brassieres & allied garments .....	23	335 140	D	—	D	—	
235	Hats, caps, & millinery .....	1	D	D	—	—	—	
2353	Hats, caps, & millinery .....	1	D	D	—	—	—	
236	Girls' & children's outerwear .....	10	19 527	D	—	D	—	
2361	Girls' & children's dresses & blouses.....	2	D	D	—	D	—	
2369	Girls' & children's outerwear, nec.....	8	D	18 752	—	D	—	
237	Fur goods .....	—	—	—	—	—	—	
2371	Fur goods .....	—	—	—	—	—	—	
238	Miscellaneous apparel & accessories .....	3	D	D	—	—	—	
2381	Fabric gloves & mittens .....	—	—	—	—	—	—	
2384	Robes & dressing gowns .....	—	—	—	—	—	—	
2385	Waterproof outer garments .....	—	—	—	—	—	—	
2386	Leather & sheep-lined clothing .....	—	—	—	—	—	—	
2387	Apparel belts .....	—	—	—	—	—	—	
2389	Apparel & accessories, nec.....	3	D	D	—	—	—	
239	Miscellaneous fabricated textile products .....	43	83 699	82 582	D	D	D	
2391	Curtains & draperies .....	12	6 370	5 390	D	D	D	
2392	Housefurnishings, nec .....	8	8 921	8 921	—	—	—	
2393	Textile bags .....	2	D	D	—	—	—	
2394	Canvas & related products .....	2	D	D	—	—	—	
2395	Pleating & stitching .....	9	D	D	D	D	—	
2396	Automotive & apparel trimmings .....	4	1 192	D	D	—	—	
2397	Schiffli machine embroideries .....	—	—	—	—	—	—	
2399	Fabricated textile products, nec .....	6	23 369	23 369	—	—	—	
<b>24</b>	<b>Lumber &amp; wood products .....</b>	<b>117</b>	<b>D</b>	<b>89 600</b>	<b>D</b>	<b>1 322</b>	<b>D</b>	
241	Logging .....	—	—	—	—	—	—	
2411	Logging .....	—	—	—	—	—	—	
242	Sawmills & planing mills .....	1	D	D	—	—	—	
2421	Sawmills & planing mills, general .....	—	—	—	—	—	—	
2426	Hardwood dimension & flooring mills.....	—	—	—	—	—	—	
2429	Special product sawmills, nec.....	1	D	D	—	—	—	
243	Millwork, plywood, & structural members .....	99	64 873	D	D	1 322	476	
2431	Millwork .....	21	25 911	D	D	D	D	
2434	Wood kitchen cabinets .....	75	38 504	D	D	D	D	
2435	Hardwood veneer & plywood .....	—	—	—	—	—	—	
2436	Softwood veneer & plywood .....	—	—	—	—	—	—	
2439	Structural wood members, nec.....	3	458	458	—	—	—	
244	Wood containers .....	10	D	D	—	—	D	
2441	Nailed wood boxes & shook .....	—	—	—	—	—	—	
2448	Wood pallets & skids .....	9	D	D	—	—	D	
2449	Wood containers, nec .....	1	D	D	—	—	—	
245	Wood buildings & mobile homes .....	2	D	D	—	—	—	
2451	Mobile homes .....	—	—	—	—	—	—	
2452	Prefabricated wood buildings .....	2	D	D	—	—	—	
249	Miscellaneous wood products .....	5	D	D	—	—	D	
2491	Wood preserving .....	4	16 755	—	—	—	D	
2493	Reconstituted wood products .....	—	—	—	—	—	—	
2499	Wood products, nec .....	1	D	D	—	—	—	



**Table 4. Value of Shipments by Industry Group and Industry: 1997—Con.**

[Detail may not add to total because of rounding. For meaning of abbreviations and symbols, see introductory text. For explanation of terms, see Appendix A]

SIC code	Industry	Establishments (number)	Value of shipments				
			Total (\$1,000)	Value of products shipped (\$1,000)	Value of resale (\$1,000)	Receipts for contract work (\$1,000)	Miscellaneous receipts (\$1,000)
<b>25</b>	<b>Furniture &amp; fixtures</b>	<b>146</b>	<b>164 696</b>	<b>D</b>	<b>D</b>	<b>D</b>	<b>D</b>
251	Household furniture	112	109 903	108 056	1 409	D	D
2511	Wood household furniture	63	33 981	33 370	D	D	D
2512	Upholstered household furniture	24	25 578	D	D	—	—
2514	Metal household furniture	3	D	D	—	—	—
2515	Mattresses & bedsprings	19	43 414	D	D	—	—
2517	Wood TV & radio cabinets	—	—	—	—	—	—
2519	Household furniture, nec	3	D	D	—	—	D
252	Office furniture	7	28 062	D	D	—	D
2521	Wood office furniture	3	D	D	—	—	—
2522	Office furniture, except wood	4	D	24 203	D	—	D
253	Public building & related furniture	9	12 280	12 280	—	—	—
2531	Public building & related furniture	9	12 280	12 280	—	—	—
254	Partitions & fixtures	8	7 133	7 133	—	—	—
2541	Wood partitions & fixtures	6	D	D	—	—	—
2542	Partitions & fixtures, except wood	2	D	D	—	—	—
259	Miscellaneous furniture & fixtures	10	7 318	5 793	D	D	—
2591	Drapery hardware, blinds, & shades	8	D	D	D	D	—
2599	Furniture & fixtures, nec	2	D	D	—	—	—
<b>26</b>	<b>Paper &amp; allied products</b>	<b>41</b>	<b>283 326</b>	<b>280 237</b>	<b>D</b>	<b>—</b>	<b>D</b>
261	Pulp mills	—	—	—	—	—	—
2611	Pulp mills	—	—	—	—	—	—
262	Paper mills	4	8 053	D	—	—	D
2621	Paper mills	4	8 053	D	—	—	D
263	Paperboard mills	6	44 919	D	—	—	D
2631	Paperboard mills	6	44 919	D	—	—	D
265	Paperboard containers & boxes	19	183 325	181 751	—	—	1 574
2652	Setup paperboard boxes	2	D	D	—	—	—
2653	Corrugated & solid fiber boxes	9	111 144	D	—	—	D
2655	Fiber cans, drums, & similar products	1	D	D	—	—	—
2656	Sanitary food containers	—	—	—	—	—	—
2657	Folding paperboard boxes	7	D	D	—	—	D
267	Miscellaneous converted paper products	12	47 029	45 542	D	—	D
2671	Paper—coated & laminated, packaging	1	D	D	—	—	—
2672	Paper—coated & laminated, nec	—	—	—	—	—	—
2673	Bags—plastics, laminated, & coated	2	D	D	D	—	—
2674	Bags—uncoated paper & multiwall	1	D	D	—	—	—
2675	Die-cut paper & board	—	—	—	—	—	—
2676	Sanitary paper products	3	3 933	D	D	—	D
2677	Envelopes	—	—	—	—	—	—
2678	Stationery products	1	D	D	—	—	—
2679	Converted paper products, nec	4	18 117	D	—	—	D
<b>27</b>	<b>Printing &amp; publishing</b>	<b>208</b>	<b>712 753</b>	<b>702 174</b>	<b>5 129</b>	<b>5 385</b>	<b>65</b>
271	Newspapers	26	432 261	D	—	D	—
2711	Newspapers	26	432 261	D	—	D	—
272	Periodicals	14	12 956	D	—	D	—
2721	Periodicals	14	12 956	D	—	D	—
273	Books	5	2 949	D	D	D	D
2731	Book publishing	4	D	D	D	D	D
2732	Book printing	1	D	D	—	—	—
274	Miscellaneous publishing	8	D	D	D	—	D
2741	Miscellaneous publishing	8	D	D	D	—	D
275	Commercial printing	148	184 138	179 749	D	D	D
2752	Commercial printing, lithographic	91	108 353	D	D	D	D
2754	Commercial printing, gravure	8	13 040	D	D	—	—
2759	Commercial printing, nec	49	62 745	D	D	D	D
276	Manifold business forms	3	D	D	D	—	—
2761	Manifold business forms	3	D	D	D	—	—
277	Greeting cards	—	—	—	—	—	—
2771	Greeting cards	—	—	—	—	—	—
278	Blankbooks & bookbinding	1	D	D	—	—	—
2782	Blankbooks & looseleaf binders	—	—	—	—	—	—
2789	Bookbinding & related work	1	D	D	—	—	—
279	Printing trade services	3	883	883	—	—	—
2791	Typesetting	—	—	—	—	—	—
2796	Platemaking services	3	883	883	—	—	—
<b>28</b>	<b>Chemicals &amp; allied products</b>	<b>186</b>	<b>25 418 347</b>	<b>D</b>	<b>D</b>	<b>D</b>	<b>D</b>
281	Industrial inorganic chemicals	10	D	D	2 683	—	—
2812	Alkalies & chlorine	—	—	—	—	—	—
2813	Industrial gases	—	—	—	—	—	—
2816	Inorganic pigments	1	D	D	—	—	—
2819	Industrial inorganic chemicals, nec	9	D	D	2 683	—	—
282	Plastics materials & synthetics	22	354 141	350 765	D	D	D
2821	Plastics materials & resins	20	D	D	D	D	D
2822	Synthetic rubber	—	—	—	—	—	—
2823	Cellulosic manmade fibers	1	D	D	—	—	—
2824	Organic fibers, noncellulosic	1	D	D	—	—	—
283	Drugs	92	23 220 328	23 125 080	D	66 100	D
2833	Medicinals & botanicals	8	1 491 365	1 491 365	—	—	—
2834	Pharmaceutical preparations	77	20 962 251	20 867 003	D	66 100	D
2835	Diagnostic substances	6	D	D	—	—	—
2836	Biological products, except diagnostic	1	D	D	—	—	—

**Table 4. Value of Shipments by Industry Group and Industry: 1997—Con.**

[Detail may not add to total because of rounding. For meaning of abbreviations and symbols, see introductory text. For explanation of terms, see Appendix A]

SIC code	Industry	Establishments (number)	Value of shipments					
			Total (\$1,000)	Value of products shipped (\$1,000)	Value of resale (\$1,000)	Receipts for contract work (\$1,000)	Miscellaneous receipts (\$1,000)	
<b>28</b>	<b>Chemicals &amp; allied products—Con.</b>							
284	Soaps, cleaners, & toilet goods .....	27	630 268	D	D	D	D	D
2841	Soap & other detergents .....	7	15 888	D	D	—	—	—
2842	Polishes & sanitation goods .....	4	D	D	D	—	—	—
2843	Surface active agents .....	1	D	D	D	—	—	—
2844	Toilet preparations .....	15	571 151	570 294	D	D	D	D
285	Paints & allied products .....	12	105 744	D	D	D	D	—
2851	Paints & allied products .....	12	105 744	D	D	D	D	—
286	Industrial organic chemicals .....	—	—	—	—	—	—	—
2861	Gum & wood chemicals .....	—	—	—	—	—	—	—
2865	Cyclic crudes & intermediates .....	—	—	—	—	—	—	—
2869	Industrial organic chemicals, nec .....	—	—	—	—	—	—	—
287	Agricultural chemicals .....	5	D	D	D	—	—	—
2873	Nitrogenous fertilizers .....	1	D	D	D	—	—	—
2874	Phosphatic fertilizers .....	1	D	D	D	—	—	—
2875	Fertilizers, mixing only .....	2	D	D	D	—	—	—
2879	Agricultural chemicals, nec .....	1	D	D	D	—	—	—
289	Miscellaneous chemical products .....	18	362 502	D	D	D	D	D
2891	Adhesives & sealants .....	7	D	D	D	D	D	D
2892	Explosives .....	—	—	—	—	—	—	—
2893	Printing ink .....	1	D	D	D	—	—	—
2895	Carbon black .....	—	—	—	—	—	—	—
2899	Chemical preparations, nec .....	10	D	D	D	—	—	—
<b>29</b>	<b>Petroleum &amp; coal products .....</b>	<b>28</b>	<b>1 219 881</b>	<b>D</b>	<b>D</b>	<b>—</b>	<b>—</b>	<b>D</b>
291	Petroleum refining .....	9	1 069 185	D	D	—	—	D
2911	Petroleum refining .....	9	1 069 185	D	D	—	—	D
295	Asphalt paving & roofing materials .....	16	D	D	—	—	—	D
2951	Asphalt paving mixtures & blocks .....	15	D	D	—	—	—	D
2952	Asphalt felts & coatings .....	1	D	D	—	—	—	—
299	Miscellaneous petroleum & coal products .....	3	D	D	D	—	—	—
2992	Lubricating oils & greases .....	2	D	D	D	—	—	—
2999	Petroleum & coal products, nec .....	1	D	D	D	—	—	—
<b>30</b>	<b>Rubber &amp; miscellaneous plastics products .....</b>	<b>71</b>	<b>612 657</b>	<b>D</b>	<b>5 749</b>	<b>D</b>	<b>D</b>	<b>1 825</b>
301	Tires & inner tubes .....	3	8 059	D	—	—	—	D
3011	Tires & inner tubes .....	3	8 059	D	—	—	—	D
302	Rubber & plastics footwear .....	—	—	—	—	—	—	—
3021	Rubber & plastics footwear .....	—	—	—	—	—	—	—
305	Hose & belting & gaskets & packing .....	2	D	D	D	—	—	—
3052	Rubber & plastics hose & belting .....	—	—	—	—	—	—	—
3053	Gaskets, packing & sealing devices .....	2	D	D	D	—	—	—
306	Fabricated rubber products, nec .....	2	D	D	—	—	—	—
3061	Mechanical rubber goods .....	—	—	—	—	—	—	—
3069	Fabricated rubber products, nec .....	2	D	D	—	—	—	—
308	Miscellaneous plastics products, nec .....	64	592 673	563 865	D	D	D	D
3081	Unsupported plastics film & sheet .....	—	—	—	—	—	—	—
3082	Unsupported plastics profile shapes .....	—	—	—	—	—	—	—
3083	Laminated plastics plate & sheet .....	4	D	D	—	—	—	—
3084	Plastics pipe .....	—	—	—	—	—	—	—
3085	Plastics bottles .....	14	165 994	147 686	D	D	D	D
3086	Plastics foam products .....	5	D	D	D	D	D	D
3087	Custom compound purchased resins .....	—	—	—	—	—	—	—
3088	Plastics plumbing fixtures .....	—	—	—	—	—	—	—
3089	Plastics products, nec .....	41	334 672	D	D	D	D	D
<b>31</b>	<b>Leather &amp; leather products .....</b>	<b>25</b>	<b>426 102</b>	<b>424 987</b>	<b>D</b>	<b>D</b>	<b>D</b>	<b>D</b>
311	Leather tanning & finishing .....	—	—	—	—	—	—	—
3111	Leather tanning & finishing .....	—	—	—	—	—	—	—
313	Footwear cut stock .....	—	—	—	—	—	—	—
3131	Footwear cut stock & findings .....	—	—	—	—	—	—	—
314	Footwear, except rubber .....	15	371 971	D	—	D	—	—
3142	House slippers .....	1	D	D	—	—	—	—
3143	Men's footwear, except athletic .....	10	D	D	—	D	—	—
3144	Women's footwear, except athletic .....	2	D	D	—	—	—	—
3149	Footwear, except rubber, nec .....	2	D	D	—	—	—	—
315	Leather gloves & mittens .....	—	—	—	—	—	—	—
3151	Leather gloves & mittens .....	—	—	—	—	—	—	—
316	Luggage .....	1	D	D	—	—	—	—
3161	Luggage .....	1	D	D	—	—	—	—
317	Handbags & personal leather goods .....	5	D	D	—	—	—	—
3171	Women's handbags & purses .....	1	D	D	—	—	—	—
3172	Personal leather goods, nec .....	4	D	D	—	—	—	—
319	Leather goods, nec .....	4	D	D	D	—	—	D
3199	Leather goods, nec .....	4	D	D	D	—	—	D

**Table 4. Value of Shipments by Industry Group and Industry: 1997—Con.**

[Detail may not add to total because of rounding. For meaning of abbreviations and symbols, see introductory text. For explanation of terms, see Appendix A]

SIC code	Industry	Establishments (number)	Value of shipments				
			Total (\$1,000)	Value of products shipped (\$1,000)	Value of resale (\$1,000)	Receipts for contract work (\$1,000)	Miscellaneous receipts (\$1,000)
<b>32</b>	<b>Stone, clay, &amp; glass products</b>	<b>159</b>	<b>726 497</b>	<b>D</b>	<b>8 481</b>	<b>D</b>	<b>243</b>
321	Flat glass	2	D	D	—	—	—
3211	Flat glass	2	D	D	—	—	—
322	Glass & glassware, pressed or blown	—	—	—	—	—	—
3221	Glass containers	—	—	—	—	—	—
3229	Pressed & blown glass, nec	—	—	—	—	—	—
323	Products of purchased glass	6	D	D	D	—	D
3231	Products of purchased glass	6	D	D	D	—	D
324	Cement, hydraulic	1	D	D	D	—	—
3241	Cement, hydraulic	1	D	D	D	—	—
325	Structural clay products	1	D	D	—	—	—
3251	Brick & structural clay tile	1	D	D	—	—	—
3253	Ceramic wall & floor tile	—	—	—	—	—	—
3255	Clay refractories	—	—	—	—	—	—
3259	Structural clay products, nec	—	—	—	—	—	—
326	Pottery & related products	4	D	D	—	—	—
3261	Vitreous plumbing fixtures	1	D	D	—	—	—
3262	Vitreous china food utensils	—	—	—	—	—	—
3263	Fine earthenware food utensils	—	—	—	—	—	—
3264	Porcelain electrical supplies	—	—	—	—	—	—
3269	Pottery products, nec	3	398	398	—	—	—
327	Concrete, gypsum, & plaster products	110	486 603	D	D	D	D
3271	Concrete brick & block	34	43 826	D	D	—	D
3272	Concrete products, nec	27	199 347	D	D	—	D
3273	Ready-mixed concrete	49	243 430	D	—	D	D
3274	Lime	—	—	—	—	—	—
3275	Gypsum products	—	—	—	—	—	—
328	Cut stone & stone products	25	52 056	D	D	—	D
3281	Cut stone & stone products	25	52 056	D	D	—	D
329	Miscellaneous nonmetallic mineral products	10	36 466	D	D	—	—
3291	Abrasive products	1	D	D	—	—	—
3292	Asbestos products	—	—	—	—	—	—
3295	Minerals, ground or treated	—	—	—	—	—	—
3296	Mineral wool	—	—	—	—	—	—
3297	Nonclay refractories	—	—	—	—	—	—
3299	Nonmetallic mineral products, nec	9	D	D	D	—	—
<b>33</b>	<b>Primary metal industries</b>	<b>24</b>	<b>110 867</b>	<b>D</b>	<b>D</b>	<b>D</b>	<b>D</b>
331	Blast furnace & basic steel products	8	63 028	D	D	D	D
3312	Blast furnaces & steel mills	4	20 392	D	—	D	D
3313	Electrometallurgical products	—	—	—	—	—	—
3315	Steel wire & related products	4	42 636	D	D	—	D
3316	Cold finishing of steel shapes	—	—	—	—	—	—
3317	Steel pipe & tubes	—	—	—	—	—	—
332	Iron & steel foundries	—	—	—	—	—	—
3321	Gray iron foundries	—	—	—	—	—	—
3322	Malleable iron foundries	—	—	—	—	—	—
3324	Steel investment foundries	—	—	—	—	—	—
3325	Steel foundries, nec	—	—	—	—	—	—
333	Primary nonferrous metals	—	—	—	—	—	—
3331	Primary copper	—	—	—	—	—	—
3334	Primary aluminum	—	—	—	—	—	—
3339	Primary nonferrous metals, nec	—	—	—	—	—	—
334	Secondary nonferrous metals	3	D	D	—	—	—
3341	Secondary nonferrous metals	3	D	D	—	—	—
335	Nonferrous rolling & drawing	2	D	D	—	—	—
3351	Copper rolling & drawing	—	—	—	—	—	—
3353	Aluminum sheet, plate, & foil	—	—	—	—	—	—
3354	Aluminum extruded products	2	D	D	—	—	—
3355	Aluminum rolling & drawing, nec	—	—	—	—	—	—
3356	Nonferrous rolling & drawing, nec	—	—	—	—	—	—
3357	Nonferrous wire drawing & insulating	—	—	—	—	—	—
336	Nonferrous foundries (castings)	1	D	D	—	—	D
3363	Aluminum die-castings	1	D	D	—	—	D
3364	Nonferrous die-casting, except aluminum	—	—	—	—	—	—
3365	Aluminum foundries	—	—	—	—	—	—
3366	Copper foundries	—	—	—	—	—	—
3369	Nonferrous foundries, nec	—	—	—	—	—	—
339	Miscellaneous primary metal products	10	26 272	D	D	—	D
3398	Metal heat treating	1	D	D	—	—	—
3399	Primary metal products, nec	9	D	D	D	—	D
<b>34</b>	<b>Fabricated metal products</b>	<b>229</b>	<b>622 875</b>	<b>600 199</b>	<b>12 909</b>	<b>4 835</b>	<b>4 932</b>
341	Metal cans & shipping containers	10	195 962	182 606	D	—	D
3411	Metal cans	10	195 962	182 606	D	—	D
3412	Metal barrels, drums, & pails	—	—	—	—	—	—
342	Cutlery, handtools, & hardware	4	12 892	D	D	—	D
3421	Cutlery	1	D	D	—	—	—
3423	Hand & edge tools, nec	1	D	D	D	—	—
3425	Hand saws & saw blades	—	—	—	—	—	—
3429	Hardware, nec	2	D	D	—	—	D
343	Plumbing & heating, except electric	5	4 363	4 363	—	—	—
3431	Metal sanitary ware	—	—	—	—	—	—
3432	Plumbing fittings & brass goods	—	—	—	—	—	—
3433	Heating equipment, except electric	5	4 363	4 363	—	—	—
344	Fabricated structural metal products	156	325 638	D	D	D	D
3441	Fabricated structural metal	14	55 211	53 262	D	D	D
3442	Metal doors, sash, & trim	60	160 905	D	294	D	615

**Table 4. Value of Shipments by Industry Group and Industry: 1997—Con.**

[Detail may not add to total because of rounding. For meaning of abbreviations and symbols, see introductory text. For explanation of terms, see Appendix A]

SIC code	Industry	Establishments (number)	Value of shipments					
			Total (\$1,000)	Value of products shipped (\$1,000)	Value of resale (\$1,000)	Receipts for contract work (\$1,000)	Miscellaneous receipts (\$1,000)	
<b>34</b>	<b>Fabricated metal products—Con.</b>							
344	Fabricated structural metal products—Con.							
3443	Fabricated plate work, boiler shops	9	19 035	19 035	—	—	—	—
3444	Sheet metal work	16	28 675	28 402	D	D	D	
3446	Architectural metal work	42	24 880	D	D	—	—	
3448	Prefabricated metal buildings	—	—	—	—	—	—	
3449	Miscellaneous metal work	15	36 932	36 725	D	—	D	
345	Screw machine products, bolts, etc.	16	11 786	D	D	D	D	
3451	Screw machine products	3	2 716	D	D	—	D	
3452	Bolts, nuts, rivets, & washers	13	9 070	D	D	D	D	
346	Metal forgings & stampings	8	8 886	D	D	—	D	
3462	Iron & steel forgings	1	D	D	—	—	—	
3463	Nonferrous forgings	—	—	—	—	—	—	
3465	Automotive stampings	—	—	—	—	—	—	
3466	Crowns & closures	—	—	—	—	—	—	
3469	Metal stampings, nec	7	D	D	D	—	D	
347	Metal services, nec	14	41 282	D	—	—	D	
3471	Plating & polishing	14	41 282	D	—	—	D	
3479	Metal coating & allied services	—	—	—	—	—	—	
348	Ordnance & accessories, nec	—	—	—	—	—	—	
3482	Small arms ammunition	—	—	—	—	—	—	
3483	Ammunition, except small arms, nec	—	—	—	—	—	—	
3484	Small arms	—	—	—	—	—	—	
3489	Ordnance & accessories, nec	—	—	—	—	—	—	
349	Miscellaneous fabricated metal products	16	22 066	21 002	D	D	D	
3491	Industrial valves	1	D	D	—	—	—	
3492	Fluid power valves & hose fittings	—	—	—	—	—	—	
3493	Steel springs, except wire	—	—	—	—	—	—	
3494	Valves & pipe fittings, nec	2	D	D	—	—	—	
3495	Wire springs	—	—	—	—	—	—	
3496	Miscellaneous fabricated wire products	4	3 004	D	D	—	—	
3497	Metal foil & leaf	—	—	—	—	—	—	
3498	Fabricated pipe & fittings	—	—	—	—	—	—	
3499	Fabricated metal products, nec	9	11 330	10 792	—	D	D	
<b>35</b>	<b>Industrial machinery &amp; equipment</b>	<b>78</b>	<b>2 940 021</b>	<b>D</b>	<b>D</b>	<b>—</b>	<b>D</b>	
351	Engines & turbines	—	—	—	—	—	—	
3511	Turbines & turbine generator sets	—	—	—	—	—	—	
3519	Internal combustion engines, nec	—	—	—	—	—	—	
352	Farm & garden machinery	2	D	D	—	—	—	
3523	Farm machinery & equipment	1	D	D	—	—	—	
3524	Lawn & garden equipment	1	D	D	—	—	—	
353	Construction & related machinery	3	D	D	—	—	D	
3531	Construction machinery	1	D	D	—	—	D	
3532	Mining machinery	—	—	—	—	—	—	
3533	Oil field machinery	—	—	—	—	—	—	
3534	Elevators & moving stairways	—	—	—	—	—	—	
3535	Conveyors & conveying equipment	1	D	D	—	—	—	
3536	Hoists, cranes, & monorails	—	—	—	—	—	—	
3537	Industrial trucks & tractors	1	D	D	—	—	—	
354	Metalworking machinery	25	29 185	D	—	—	D	
3541	Machine tools, metal cutting types	—	—	—	—	—	—	
3542	Machine tools, metal forming types	—	—	—	—	—	—	
3543	Industrial patterns	—	—	—	—	—	—	
3544	Special dies, tools, jigs, & fixtures	16	4 142	4 142	—	—	—	
3545	Machine tool accessories	3	D	D	—	—	—	
3546	Power-driven handtools	2	D	D	—	—	—	
3547	Rolling mill machinery	—	—	—	—	—	—	
3548	Welding apparatus	—	—	—	—	—	—	
3549	Metalworking machinery, nec	4	D	D	—	—	D	
355	Special industry machinery	4	898	898	—	—	—	
3552	Textile machinery	—	—	—	—	—	—	
3553	Woodworking machinery	1	D	D	—	—	—	
3554	Paper industries machinery	—	—	—	—	—	—	
3555	Printing trades machinery	—	—	—	—	—	—	
3556	Food products machinery	3	D	D	—	—	—	
3559	Special industry machinery, nec	—	—	—	—	—	—	
356	General industrial machinery	7	D	D	—	—	—	
3561	Pumps & pumping equipment	—	—	—	—	—	—	
3562	Ball & roller bearings	1	D	D	—	—	—	
3563	Air & gas compressors	—	—	—	—	—	—	
3564	Blowers & fans	1	D	D	—	—	—	
3565	Packaging machinery	1	D	D	—	—	—	
3566	Speed changers, drives, & gears	—	—	—	—	—	—	
3567	Industrial furnaces & ovens	—	—	—	—	—	—	
3568	Power transmission equipment, nec	—	—	—	—	—	—	
3569	General industrial machinery, nec	4	D	D	—	—	—	
357	Computer & office equipment	10	D	D	D	—	D	
3571	Electronic computers	4	37 242	D	D	—	D	
3572	Computer storage devices	1	D	D	—	—	—	
3575	Computer terminals	—	—	—	—	—	—	
3577	Computer peripheral equipment, nec	2	D	D	—	—	D	
3578	Calculating & accounting equipment	—	—	—	—	—	—	
3579	Office machines, nec	3	D	D	D	—	—	
358	Refrigeration & service machinery	11	D	D	D	—	D	
3581	Automatic merchandising machines	—	—	—	—	—	—	
3582	Commercial laundry equipment	—	—	—	—	—	—	
3585	Refrigeration & heating equipment	9	D	D	D	—	D	
3586	Measuring & dispensing pumps	—	—	—	—	—	—	
3589	Service industry machinery, nec	2	D	D	D	—	D	
359	Industrial machinery, nec	16	6 969	6 969	—	—	—	
3592	Carburetors, pistons, rings, & valves	—	—	—	—	—	—	
3593	Fluid power cylinders & actuators	—	—	—	—	—	—	

**Table 4. Value of Shipments by Industry Group and Industry: 1997—Con.**

[Detail may not add to total because of rounding. For meaning of abbreviations and symbols, see introductory text. For explanation of terms, see Appendix A]

SIC code	Industry	Establishments (number)	Value of shipments					
			Total (\$1,000)	Value of products shipped (\$1,000)	Value of resale (\$1,000)	Receipts for contract work (\$1,000)	Miscellaneous receipts (\$1,000)	
<b>35</b>	<b>Industrial machinery &amp; equipment—Con.</b>							
359	Industrial machinery, nec—Con.							
3594	Fluid power pumps & motors .....	—	—	—	—	—	—	—
3596	Scales & balances, except laboratory .....	—	—	—	—	—	—	—
3599	Industrial machinery, nec.....	16	6 969	6 969	—	—	—	—
<b>36</b>	<b>Electronic &amp; other electric equipment .....</b>	<b>87</b>	<b>4 360 154</b>	<b>D</b>	<b>1 105</b>	<b>D</b>	<b>4 875</b>	
361	Electric distribution equipment .....	22	522 667	519 861	D	—	D	
3612	Transformers .....	7	166 216	163 882	D	—	D	
3613	Switchgear & switchboard apparatus .....	15	356 451	355 979	—	—	472	
362	Electrical industrial apparatus .....	3	D	D	—	—	D	
3621	Motors & generators .....	—	—	—	—	—	—	
3624	Carbon & graphite products .....	—	—	—	—	—	—	
3625	Relays & industrial controls .....	2	D	D	—	—	D	
3629	Electrical industrial apparatus, nec .....	1	D	D	—	—	—	
363	Household appliances .....	1	D	D	—	—	D	
3631	Household cooking equipment .....	—	—	—	—	—	—	
3632	Household refrigerators & freezers .....	—	—	—	—	—	—	
3633	Household laundry equipment .....	—	—	—	—	—	—	
3634	Electric housewares & fans .....	—	—	—	—	—	—	
3635	Household vacuum cleaners .....	—	—	—	—	—	—	
3639	Household appliances, nec .....	1	D	D	—	—	D	
364	Electric lighting & wiring equipment .....	21	536 227	534 498	D	—	D	
3641	Electric lamps .....	2	D	D	D	—	—	
3643	Current-carrying wiring devices .....	10	431 496	D	D	—	D	
3644	Noncurrent-carrying wiring devices .....	1	D	D	—	—	—	
3645	Residential lighting fixtures .....	6	D	D	—	—	—	
3646	Commercial lighting fixtures .....	—	—	—	—	—	—	
3647	Vehicular lighting equipment .....	—	—	—	—	—	—	
3648	Lighting equipment, nec .....	2	D	D	D	—	—	
365	Household audio & video equipment .....	2	D	D	D	—	—	
3651	Household audio & video equipment .....	—	—	—	—	—	—	
3652	Prerecorded records & tapes .....	2	D	D	D	—	—	
366	Communications equipment .....	9	833 209	D	—	D	—	
3661	Telephone & telegraph apparatus .....	5	D	D	—	D	—	
3663	Radio & TV communications equipment .....	3	D	D	—	—	—	
3669	Communications equipment, nec .....	1	D	D	—	—	—	
367	Electronic components & accessories .....	26	2 146 521	D	—	D	1 192	
3671	Electron tubes .....	2	D	D	—	—	D	
3672	Printed circuit boards .....	6	1 075 165	—	—	—	D	
3674	Semiconductors & related devices .....	1	D	—	—	—	—	
3675	Electronic capacitors .....	—	—	—	—	—	—	
3676	Electronic resistors .....	—	—	—	—	—	—	
3677	Electronic coils & transformers .....	4	201 555	201 491	—	—	64	
3678	Electronic connectors .....	—	—	—	—	—	—	
3679	Electronic components, nec .....	13	800 381	796 975	—	D	D	
369	Miscellaneous electrical equipment & supplies .....	3	D	D	—	—	—	
3691	Storage batteries .....	1	D	D	—	—	—	
3692	Primary batteries, dry & wet .....	—	—	—	—	—	—	
3694	Engine electrical equipment .....	1	D	D	—	—	—	
3695	Magnetic & optical recording media .....	—	—	—	—	—	—	
3699	Electrical equipment & supplies, nec .....	1	D	D	—	—	—	
<b>37</b>	<b>Transportation equipment .....</b>	<b>34</b>	<b>165 779</b>	<b>D</b>	<b>D</b>	<b>D</b>	<b>D</b>	
371	Motor vehicles & equipment .....	20	145 243	137 398	D	D	D	
3711	Motor vehicles & car bodies .....	2	D	D	D	D	D	
3713	Truck & bus bodies .....	2	D	D	—	—	—	
3714	Motor vehicle parts & accessories .....	16	135 269	D	D	—	D	
3715	Truck trailers .....	—	—	—	—	—	—	
3716	Motor homes .....	—	—	—	—	—	—	
372	Aircraft & parts .....	1	D	D	—	—	—	
3721	Aircraft .....	—	—	—	—	—	—	
3724	Aircraft engines & engine parts .....	—	—	—	—	—	—	
3728	Aircraft parts & equipment, nec .....	1	D	D	—	—	—	
373	Ship & boat building & repairing .....	11	D	D	—	D	D	
3731	Ship building & repairing .....	2	D	D	—	D	D	
3732	Boat building & repairing .....	9	D	D	—	D	—	
374	Railroad equipment .....	—	—	—	—	—	—	
3743	Railroad equipment .....	—	—	—	—	—	—	
375	Motorcycles, bicycles, & parts .....	—	—	—	—	—	—	
3751	Motorcycles, bicycles, & parts .....	—	—	—	—	—	—	
376	Guided missiles, space vehicles, parts .....	—	—	—	—	—	—	
3761	Guided missiles & space vehicles .....	—	—	—	—	—	—	
3764	Space propulsion units & parts .....	—	—	—	—	—	—	
3769	Space vehicle equipment, nec .....	—	—	—	—	—	—	
379	Miscellaneous transportation equipment .....	2	D	D	D	—	D	
3792	Travel trailer & campers .....	—	—	—	—	—	—	
3795	Tanks & tank components .....	—	—	—	—	—	—	
3799	Transportation equipment, nec .....	2	D	D	D	—	D	
<b>38</b>	<b>Instruments &amp; related products .....</b>	<b>64</b>	<b>2 076 645</b>	<b>D</b>	<b>D</b>	<b>D</b>	<b>D</b>	
381	Search & navigation equipment .....	—	—	—	—	—	—	
3812	Search & navigation equipment .....	—	—	—	—	—	—	
382	Measuring & controlling devices .....	12	188 951	D	D	—	D	
3821	Laboratory apparatus & furniture .....	1	D	D	—	—	D	
3822	Environmental controls .....	1	D	D	—	—	D	
3823	Process control instruments .....	3	15 149	15 149	—	—	—	
3824	Fluid meters & counting devices .....	1	D	D	—	—	—	
3825	Instruments to measure electricity .....	2	D	D	—	—	—	
3826	Analytical instruments .....	—	—	—	—	—	—	
3827	Optical instruments & lenses .....	1	D	D	D	—	D	

**Table 4. Value of Shipments by Industry Group and Industry: 1997—Con.**

[Detail may not add to total because of rounding. For meaning of abbreviations and symbols, see introductory text. For explanation of terms, see Appendix A]

SIC code	Industry	Establishments (number)	Value of shipments					
			Total (\$1,000)	Value of products shipped (\$1,000)	Value of resale (\$1,000)	Receipts for contract work (\$1,000)	Miscellaneous receipts (\$1,000)	
<b>38</b>	<b>Instruments &amp; related products—Con.</b>							
382	Measuring & controlling devices—Con.							
3829	Measuring & controlling devices, nec .....	3	D	D	—	—	—	—
384	Medical instruments & supplies .....	43	1 795 284	1 787 200	D	D	D	
3841	Surgical & medical instruments .....	24	1 459 937	1 453 353	D	D	D	
3842	Surgical appliances & supplies .....	19	335 347	333 847	D	D	—	
3843	Dental equipment & supplies .....	—	—	—	—	—	—	
3844	X-ray apparatus & tubes .....	—	—	—	—	—	—	
3845	Electromedical equipment .....	—	—	—	—	—	—	
385	Ophthalmic goods .....	8	D	D	—	—	—	
3851	Ophthalmic goods .....	8	D	D	—	—	—	
386	Photographic equipment & supplies .....	—	—	—	—	—	—	
3861	Photographic equipment & supplies .....	—	—	—	—	—	—	
387	Watches, clocks, watchcases, & parts .....	1	D	D	—	—	—	
3873	Watches, clocks, & watchcases .....	1	D	D	—	—	—	
<b>39</b>	<b>Miscellaneous manufacturing industries .....</b>	<b>61</b>	<b>217 551</b>	<b>D</b>	<b>D</b>	<b>D</b>	<b>D</b>	
391	Jewelry, silverware, & plated ware .....	12	86 846	D	—	—	D	
3911	Jewelry, precious metal .....	11	D	D	—	—	D	
3914	Silverware & plated ware .....	1	D	D	—	—	—	
3915	Jewelers' materials & lapidary work .....	—	—	—	—	—	—	
393	Musical instruments .....	—	—	—	—	—	—	
3931	Musical instruments .....	—	—	—	—	—	—	
394	Toys & sporting goods .....	4	D	D	D	—	D	
3942	Dolls .....	—	—	—	—	—	—	
3944	Games, toys, & children's vehicles .....	—	—	—	—	—	—	
3949	Sporting & athletic goods, nec .....	4	D	D	D	—	D	
395	Pens, pencils, office, & art supplies .....	1	D	D	—	—	—	
3951	Pens & mechanical pencils .....	—	—	—	—	—	—	
3952	Lead pencils & art goods .....	—	—	—	—	—	—	
3953	Marking devices .....	1	D	D	—	—	—	
3955	Carbon paper & inked ribbons .....	—	—	—	—	—	—	
396	Costume jewelry & notions .....	8	D	D	—	D	D	
3961	Costume jewelry .....	6	D	D	—	D	D	
3965	Fasteners, buttons, needles, & pins .....	2	D	D	—	—	—	
399	Miscellaneous mfg .....	36	54 385	D	D	—	D	
3991	Brooms & brushes .....	1	D	D	—	—	—	
3993	Signs & advertising displays .....	20	25 565	D	D	—	D	
3995	Burial caskets .....	3	D	D	—	—	—	
3996	Hard surface floor coverings .....	—	—	—	—	—	—	
3999	Mfg industries, nec .....	12	21 944	D	D	—	—	

**Table 5. Cost of Materials and Capital Expenditures for Plant and Equipment by Industry Group and Industry: 1997**

[Detail may not add to total because of rounding. For meaning of abbreviations and symbols, see introductory text. For explanation of terms, see Appendix A]

SIC code	Industry	Establishments (number)	Cost of materials and services used							Capital expenditures			
			Total (\$1,000)	Electricity (\$1,000)	Fuels consumed (\$1,000)	Contract labor for production (\$1,000)	Contract work (\$1,000)	Resales (\$1,000)	Materials, parts, containers, and supplies (\$1,000)	Total (\$1,000)	New buildings and other structures (\$1,000)	New machinery and equipment (\$1,000)	Used buildings and machinery (\$1,000)
	<b>All manufacturing industries.....</b>	<b>2 092</b>	<b>10 343 299</b>	<b>445 257</b>	<b>98 411</b>	<b>160 036</b>	<b>128 072</b>	<b>199 501</b>	<b>9 312 022</b>	<b>1 046 153</b>	<b>197 012</b>	<b>580 693</b>	<b>268 448</b>
<b>20</b>	<b>Food &amp; kindred products .....</b>	<b>287</b>	<b>1 803 389</b>	<b>67 336</b>	<b>13 098</b>	<b>11 858</b>	<b>21 807</b>	<b>22 024</b>	<b>1 667 266</b>	<b>101 148</b>	<b>21 667</b>	<b>65 305</b>	<b>14 176</b>
201	Meat products .....	18	48 623	3 666	796	131	1 593	153	42 284	3 081	81	2 330	670
2011	Meat packing plants .....	7	20 125	851	121	121	235	--	18 797	1 440	--	1 440	--
2013	Sausages & other prepared meats .....	7	D	D	D	D	D	D	D	D	D	D	--
2015	Poultry & egg processing .....	4	D	D	D	--	D	D	D	D	D	D	D
202	Dairy products .....	22	87 036	4 715	301	735	1 065	3 330	76 890	4 099	--	2 264	1 835
2021	Creamery butter .....	--	--	--	--	--	--	--	--	--	--	--	--
2022	Cheese, natural & processed .....	5	D	D	D	D	D	D	D	D	--	--	--
2023	Condensed & evaporated milk .....	1	D	D	--	--	--	--	D	D	--	--	D
2024	Ice cream & frozen desserts .....	12	6 579	588	18	60	8	7	5 898	1 701	--	5	1 696
2026	Fluid milk .....	4	D	D	D	D	D	D	D	D	--	D	D
203	Preserved fruits & vegetables .....	36	119 515	2 511	644	1 178	877	82	114 223	5 565	3 913	1 648	4
2032	Canned specialties .....	1	D	D	D	--	D	--	D	D	D	--	--
2033	Canned fruits & vegetables .....	19	37 693	590	207	201	75	51	36 569	2 487	1 475	1 008	4
2034	Dehydrated fruits, vegetables, & soups .....	1	D	D	--	--	--	--	D	D	--	D	--
2035	Pickles, sauces, & salad dressings .....	1	D	D	D	D	--	--	D	D	--	D	--
2037	Frozen fruits & vegetables .....	4	D	D	D	D	D	D	D	D	--	D	--
2038	Frozen specialties, nec.....	10	16 983	544	--	533	574	25	15 307	1 153	738	415	--
204	Grain mill products .....	23	115 523	3 066	774	3 305	3 104	907	104 367	13 981	7 758	5 747	476
2041	Flour & other grain mill products .....	3	D	D	--	--	D	D	D	D	D	D	D
2043	Cereal breakfast foods .....	--	--	--	--	--	--	--	--	--	--	--	--
2044	Rice milling .....	1	D	D	--	D	D	--	D	D	--	D	D
2045	Blended & prepared flour .....	1	D	D	--	--	--	--	D	D	--	--	D
2046	Wet corn milling .....	--	--	--	--	--	--	--	--	--	--	--	--
2047	Dog & cat food .....	--	--	--	--	--	--	--	--	--	--	--	--
2048	Prepared feeds, nec .....	18	63 973	1 885	774	3 242	2 263	883	54 926	772	276	364	132
205	Bakery products .....	66	56 727	2 779	1 464	245	190	1 951	50 098	9 284	1 584	7 200	500
2051	Bread, cake, & related products .....	55	41 257	2 335	982	156	168	1 818	35 798	8 764	1 575	6 702	487
2052	Cookies & crackers .....	10	D	D	D	D	D	D	D	D	D	D	--
2053	Frozen bakery products, except bread .....	1	D	D	D	--	--	--	D	D	--	--	D
206	Sugar & confectionery products .....	18	63 860	3 384	765	769	1 147	4 929	52 866	5 059	611	4 269	179
2061	Raw cane sugar .....	--	--	--	--	--	--	--	--	--	--	--	--
2062	Cane sugar refining .....	--	--	--	--	--	--	--	--	--	--	--	--
2063	Beet sugar .....	1	D	D	--	--	--	--	D	D	--	D	D
2064	Candy & other confectionery products & chewing gum .....	17	D	D	D	D	D	D	D	D	D	D	D
2066	Chocolate & cocoa products .....	--	--	--	--	--	--	--	--	--	--	--	--
2067	Chewing gum .....	--	--	--	--	--	--	--	--	--	--	--	--
2068	Salted & roasted nuts & seeds .....	--	--	--	--	--	--	--	--	--	--	--	--
207	Fats & oils .....	3	26 965	483	135	124	--	--	26 223	529	130	399	--
2074	Cottonseed oil mills .....	--	--	--	--	--	--	--	--	--	--	--	--
2075	Soybean oil mills .....	1	D	D	--	D	--	--	D	D	--	D	--
2076	Vegetable oil mills, nec.....	--	--	--	--	--	--	--	--	--	--	--	--
2077	Animal & marine fats & oils .....	--	--	--	--	--	--	--	--	--	--	--	--
2079	Shortening & cooking oils .....	2	D	D	D	--	--	--	D	D	D	D	--
208	Beverages .....	49	1 141 899	40 187	5 436	5 056	8 105	7 406	1 075 709	44 089	1 965	40 395	1 729
2082	Malt beverages .....	2	D	D	D	D	D	D	D	D	--	--	--
2083	Malt .....	--	--	--	--	--	--	--	--	--	--	--	--
2084	Wines, brandy, & brandy spirits .....	1	D	D	--	--	--	--	D	D	--	--	D
2085	Distilled liquor, except brandy .....	3	D	D	D	D	D	D	D	D	--	--	D
2086	Bottled & canned soft drinks .....	30	163 981	4 350	1 299	1 507	5 327	4 842	146 656	3 851	1 372	1 325	1 154
2087	Flavoring extracts & syrups, nec.....	13	D	D	D	--	--	--	D	D	--	D	D
209	Miscellaneous food & kindred products .....	52	143 241	6 545	2 783	315	5 726	3 266	124 606	15 461	5 625	1 053	8 783
2091	Canned & cured seafood .....	2	D	D	D	--	D	--	D	D	D	D	D
2092	Fresh or frozen seafood .....	2	D	D	--	--	D	--	D	D	--	D	--
2095	Roasted coffee .....	9	22 369	357	148	125	2 825	759	18 155	2 258	--	20	2 238
2096	Potato chips & similar snacks .....	2	D	D	D	--	--	--	D	D	--	--	D
2097	Manufactured ice .....	24	5 216	919	41	58	86	287	3 825	397	179	194	24
2098	Macaroni & spaghetti .....	1	D	D	D	D	D	D	D	--	--	--	--
2099	Food preparations, nec.....	12	14 832	460	27	19	246	66	14 014	551	--	526	25
<b>21</b>	<b>Tobacco products .....</b>	<b>4</b>	<b>D</b>	<b>D</b>	<b>--</b>	<b>D</b>	<b>D</b>	<b>D</b>	<b>D</b>	<b>D</b>	<b>D</b>	<b>D</b>	<b>D</b>
211	Cigarettes .....	1	D	D	--	D	D	D	D	D	D	D	--
2111	Cigarettes .....	1	D	D	--	D	D	D	D	D	D	D	--
212	Cigars .....	3	D	D	--	D	--	--	D	D	D	D	D
2121	Cigars .....	3	D	D	--	D	--	--	D	D	D	D	D
213	Chewing & smoking tobacco .....	--	--	--	--	--	--	--	--	--	--	--	--
2131	Chewing & smoking tobacco .....	--	--	--	--	--	--	--	--	--	--	--	--
214	Tobacco stemming & redrying .....	--	--	--	--	--	--	--	--	--	--	--	--
2141	Tobacco stemming & redrying .....	--	--	--	--	--	--	--	--	--	--	--	--

**Table 5. Cost of Materials and Capital Expenditures for Plant and Equipment by Industry Group and Industry: 1997—Con.**

[Detail may not add to total because of rounding. For meaning of abbreviations and symbols, see introductory text. For explanation of terms, see Appendix A]

SIC code	Industry	Establishments (number)	Cost of materials and services used							Capital expenditures			
			Total (\$1,000)	Electricity (\$1,000)	Fuels consumed (\$1,000)	Contract labor for production (\$1,000)	Contract work (\$1,000)	Resales (\$1,000)	Materials, parts, containers, and supplies (\$1,000)	Total (\$1,000)	New buildings and other structures (\$1,000)	New machinery and equipment (\$1,000)	Used buildings and machinery (\$1,000)
<b>22</b>	<b>Textile mill products</b>	<b>20</b>	<b>37 925</b>	<b>3 725</b>	<b>517</b>	<b>1 007</b>	<b>328</b>	<b>108</b>	<b>32 240</b>	<b>6 639</b>	<b>91</b>	<b>6 477</b>	<b>71</b>
221	Broadwoven fabric mills, cotton	1	D	D	-	-	-	-	D	D	-	D	-
2211	Weaving mills, cotton	1	D	D	-	-	-	-	D	D	-	D	-
222	Broadwoven fabric mills, manmade fiber & silk	1	D	D	-	-	-	-	D	-	-	-	-
2221	Weaving mills, synthetics	1	D	D	-	-	-	-	D	-	-	-	-
223	Broadwoven fabric mills, wool	-	-	-	-	-	-	-	-	-	-	-	-
2231	Weaving & finishing mills, wool	-	-	-	-	-	-	-	-	-	-	-	-
224	Narrow fabric mills	-	-	-	-	-	-	-	-	-	-	-	-
2241	Narrow fabric mills	-	-	-	-	-	-	-	-	-	-	-	-
225	Knitting mills	8	25 165	2 635	439	-	278	-	21 813	5 774	84	5 629	61
2251	Women's hosiery, except socks	1	D	D	D	-	-	-	D	D	-	D	D
2252	Hosiery, nec	-	-	-	-	-	-	-	-	-	-	-	-
2253	Knit outerwear mills	7	D	D	D	-	D	-	D	D	D	D	D
2254	Knit underwear mills	-	-	-	-	-	-	-	-	-	-	-	-
2257	Circular knit fabric mills	-	-	-	-	-	-	-	-	-	-	-	-
2258	Lace & warp knit fabric mills	-	-	-	-	-	-	-	-	-	-	-	-
2259	Knitting mills, nec	-	-	-	-	-	-	-	-	-	-	-	-
226	Textile finishing, except wool	3	D	D	D	D	D	D	D	D	D	D	-
2261	Finishing plants, cotton	2	D	D	D	D	D	D	D	D	D	D	-
2262	Finishing plants, synthetics	-	-	-	-	-	-	-	-	-	-	-	-
2269	Finishing plants, nec	1	D	D	-	D	-	-	D	D	-	D	-
227	Carpets & rugs	1	D	D	-	-	-	-	D	-	-	-	-
2273	Carpets & rugs	1	D	D	-	-	-	-	D	-	-	-	-
228	Yarn & thread mills	1	D	D	-	-	-	-	D	D	-	D	-
2281	Yarn spinning mills	1	D	D	-	-	-	-	D	D	-	D	-
2282	Yarn throwing & winding mills	-	-	-	-	-	-	-	-	-	-	-	-
2284	Thread mills	-	-	-	-	-	-	-	-	-	-	-	-
229	Miscellaneous textile goods	5	2 207	152	42	50	30	-	1 933	125	5	110	10
2295	Coated fabrics, not rubberized	-	-	-	-	-	-	-	-	-	-	-	-
2296	Tire cord & fabric	1	D	D	-	-	-	-	D	-	-	-	-
2297	Nonwoven fabrics	-	-	-	-	-	-	-	-	-	-	-	-
2298	Cordage & twine	-	-	-	-	-	-	-	-	-	-	-	-
2299	Textile goods, nec	4	D	D	D	D	D	-	D	D	D	D	D
<b>23</b>	<b>Apparel &amp; other textile products</b>	<b>223</b>	<b>404 493</b>	<b>15 484</b>	<b>1 304</b>	<b>10 721</b>	<b>1 538</b>	<b>1 165</b>	<b>374 281</b>	<b>14 940</b>	<b>707</b>	<b>10 088</b>	<b>4 145</b>
231	Men's & boys' suits & coats	10	23 211	869	130	226	241	87	21 658	265	74	135	56
2311	Men's & boys' suits & coats	10	23 211	869	130	226	241	87	21 658	265	74	135	56
232	Men's & boys' furnishings	69	151 952	5 478	552	5 562	328	319	139 713	6 898	43	6 084	771
2321	Shirts, men's & boys'	19	D	D	D	D	D	D	D	D	D	D	D
2322	Men's & boys' underwear & nightwear	8	D	D	D	D	D	D	D	D	-	D	D
2323	Men's & boys' neckwear	-	-	-	-	-	-	-	-	-	-	-	-
2325	Men's & boys' trousers & slacks	10	21 538	429	36	37	85	67	20 884	177	34	127	16
2326	Men's & boys' work clothing	16	38 234	1 713	214	374	187	229	35 517	1 303	8	1 281	14
2329	Men's & boys' clothing, nec	16	15 156	823	11	169	18	4	14 131	1 180	-	1 180	-
233	Women's & children's outerwear	52	32 683	1 086	197	427	313	300	30 360	779	230	349	200
2331	Women's blouses & waists	5	3 750	201	-	-	-	-	3 549	128	-	128	-
2335	Women's dresses	32	10 628	459	113	382	228	180	9 266	248	16	201	31
2337	Women's suits & coats	4	933	70	19	21	72	60	691	5	-	4	1
2339	Women's outerwear, nec	11	17 372	356	65	24	13	60	16 854	398	214	16	168
234	Women's & children's undergarments	35	159 212	6 531	356	4 159	483	362	147 321	3 257	136	2 154	967
2341	Women's & children's underwear	12	15 754	712	120	642	80	62	14 138	314	97	210	7
2342	Brassieres & allied garments	23	143 458	5 819	236	3 517	403	300	133 183	2 943	39	1 944	960
235	Hats, caps, & millinery	1	D	D	D	-	-	-	D	D	-	D	-
2353	Hats, caps, & millinery	1	D	D	D	-	-	-	D	D	-	D	-
236	Girls' & children's outerwear	10	3 503	165	4	20	-	-	3 314	22	-	22	-
2361	Girls' & children's dresses & blouses	2	D	D	-	D	-	-	D	-	-	-	-
2369	Girls' & children's outerwear, nec	8	D	D	D	-	-	-	D	D	-	D	-
237	Fur goods	-	-	-	-	-	-	-	-	-	-	-	-
2371	Fur goods	-	-	-	-	-	-	-	-	-	-	-	-
238	Miscellaneous apparel & accessories	3	D	D	D	D	D	D	D	D	-	D	D
2381	Fabric gloves & mittens	-	-	-	-	-	-	-	-	-	-	-	-
2384	Robes & dressing gowns	-	-	-	-	-	-	-	-	-	-	-	-
2385	Waterproof outer garments	-	-	-	-	-	-	-	-	-	-	-	-
2386	Leather & sheep-lined clothing	-	-	-	-	-	-	-	-	-	-	-	-
2387	Apparel belts	-	-	-	-	-	-	-	-	-	-	-	-
2389	Apparel & accessories, nec	3	D	D	D	D	D	D	D	D	-	D	D
239	Miscellaneous fabricated textile products	43	31 905	1 306	35	295	133	60	30 076	3 618	224	1 262	2 132
2391	Curtains & draperies	12	3 003	136	13	31	53	6	2 764	171	93	7	71
2392	Housefurnishings, nec	8	4 466	165	-	128	-	-	4 173	2 355	18	277	2 060
2393	Textile bags	2	D	D	-	-	-	-	D	D	-	D	-
2394	Canvas & related products	2	D	D	D	D	D	D	D	D	-	D	-
2395	Pleating & stitching	9	D	D	D	D	D	D	D	D	D	D	-
2396	Automotive & apparel trimmings	4	464	27	-	117	5	-	315	144	95	48	1
2397	Schiffli machine embroideries	-	-	-	-	-	-	-	-	-	-	-	-
2399	Fabricated textile products, nec	6	7 030	122	6	-	-	-	6 902	522	10	512	-



**Table 5. Cost of Materials and Capital Expenditures for Plant and Equipment by Industry Group and Industry: 1997—Con.**

[Detail may not add to total because of rounding. For meaning of abbreviations and symbols, see introductory text. For explanation of terms, see Appendix A]

SIC code	Industry	Establishments (number)	Cost of materials and services used							Capital expenditures			
			Total (\$1,000)	Electricity (\$1,000)	Fuels consumed (\$1,000)	Contract labor for production (\$1,000)	Contract work (\$1,000)	Resales (\$1,000)	Materials, parts, containers, and supplies (\$1,000)	Total (\$1,000)	New buildings and other structures (\$1,000)	New machinery and equipment (\$1,000)	Used buildings and machinery (\$1,000)
<b>24</b>	<b>Lumber &amp; wood products .....</b>	<b>117</b>	<b>D</b>	<b>D</b>	<b>D</b>	<b>D</b>	<b>D</b>	<b>D</b>	<b>D</b>	<b>D</b>	<b>D</b>	<b>D</b>	<b>D</b>
241	Logging .....	—	—	—	—	—	—	—	—	—	—	—	—
2411	Logging .....	—	—	—	—	—	—	—	—	—	—	—	—
242	Sawmills & planing mills .....	1	D	D	D	—	—	D	D	—	—	—	—
2421	Sawmills & planing mills, general .....	—	—	—	—	—	—	—	—	—	—	—	—
2426	Hardwood dimension & flooring mills .....	—	—	—	—	—	—	—	—	—	—	—	—
2429	Special product sawmills, nec .....	1	D	D	D	—	—	D	D	—	—	—	—
243	Millwork, plywood, & structural members .....	99	24 437	1 379	13	1 061	1 191	55	20 738	2 397	881	1 038	478
2431	Millwork .....	21	7 923	436	7	598	1 012	55	5 815	648	132	450	66
2434	Wood kitchen cabinets .....	75	16 346	931	6	463	179	—	14 767	1 748	748	588	412
2435	Hardwood veneer & plywood .....	—	—	—	—	—	—	—	—	—	—	—	—
2436	Softwood veneer & plywood .....	—	—	—	—	—	—	—	—	—	—	—	—
2439	Structural wood members, nec .....	3	168	12	—	—	—	—	156	1	1	—	—
244	Wood containers .....	10	D	D	D	D	—	—	D	D	D	D	D
2441	Nailed wood boxes & shooks .....	—	—	—	—	—	—	—	—	—	—	—	—
2448	Wood pallets & skids .....	9	D	D	D	D	—	—	D	D	D	D	D
2449	Wood containers, nec .....	1	D	D	—	—	—	—	D	D	—	D	D
245	Wood buildings & mobile homes .....	2	D	D	—	—	—	—	D	D	—	D	D
2451	Mobile homes .....	—	—	—	—	—	—	—	—	—	—	—	—
2452	Prefabricated wood buildings .....	2	D	D	—	—	—	—	D	D	—	D	D
249	Miscellaneous wood products .....	5	D	D	—	D	—	—	D	D	—	D	D
2491	Wood preserving .....	4	1 656	105	—	31	—	—	1 520	—	—	—	—
2493	Reconstituted wood products .....	—	—	—	—	—	—	—	—	—	—	—	—
2499	Wood products, nec .....	1	D	D	—	—	—	—	D	D	—	D	D
<b>25</b>	<b>Furniture &amp; fixtures .....</b>	<b>146</b>	<b>68 687</b>	<b>2 088</b>	<b>95</b>	<b>798</b>	<b>360</b>	<b>650</b>	<b>64 696</b>	<b>1 395</b>	<b>345</b>	<b>831</b>	<b>219</b>
251	Household furniture .....	112	46 895	1 309	81	620	232	250	44 403	1 040	319	668	53
2511	Wood household furniture .....	63	13 538	494	6	177	93	33	12 735	543	35	478	30
2512	Upholstered household furniture .....	24	11 658	411	—	56	—	144	11 047	1	—	1	—
2514	Metal household furniture .....	3	D	D	—	—	—	—	D	—	—	—	—
2515	Mattresses & bedsprings .....	19	18 749	300	14	144	75	73	18 143	496	284	189	23
2517	Wood TV & radio cabinets .....	—	—	—	—	—	—	—	—	—	—	—	—
2519	Household furniture, nec .....	3	D	D	D	D	D	—	D	—	—	—	—
252	Office furniture .....	7	11 069	441	—	—	—	400	10 228	134	8	16	110
2521	Wood office furniture .....	3	D	D	—	—	—	—	D	—	—	—	—
2522	Office furniture, except wood .....	4	D	D	—	—	—	D	D	D	D	D	D
253	Public building & related furniture .....	9	5 296	122	7	137	120	—	4 910	119	17	97	5
2531	Public building & related furniture .....	9	5 296	122	7	137	120	—	4 910	119	17	97	5
254	Partitions & fixtures .....	8	2 607	79	—	39	8	—	2 481	2	1	—	1
2541	Wood partitions & fixtures .....	6	D	D	—	D	D	—	D	D	D	—	D
2542	Partitions & fixtures, except wood .....	2	D	D	—	D	—	—	D	—	—	—	—
259	Miscellaneous furniture & fixtures .....	10	2 820	137	7	2	—	—	2 674	100	—	50	50
2591	Drapery hardware, blinds, & shades .....	8	D	D	D	D	—	—	D	D	—	D	D
2599	Furniture & fixtures, nec .....	2	D	D	—	—	—	—	D	—	—	—	—
<b>26</b>	<b>Paper &amp; allied products .....</b>	<b>41</b>	<b>120 756</b>	<b>3 830</b>	<b>506</b>	<b>777</b>	<b>792</b>	<b>280</b>	<b>114 571</b>	<b>4 223</b>	<b>523</b>	<b>2 428</b>	<b>1 272</b>
261	Pulp mills .....	—	—	—	—	—	—	—	—	—	—	—	—
2611	Pulp mills .....	—	—	—	—	—	—	—	—	—	—	—	—
262	Paper mills .....	4	2 148	81	—	—	85	—	1 982	110	36	73	1
2621	Paper mills .....	4	2 148	81	—	—	85	—	1 982	110	36	73	1
263	Paperboard mills .....	6	19 366	663	1	75	1	—	18 626	181	87	94	—
2631	Paperboard mills .....	6	19 366	663	1	75	1	—	18 626	181	87	94	—
265	Paperboard containers & boxes .....	19	81 106	2 513	503	471	641	—	76 978	3 755	366	2 189	1 200
2652	Setup paperboard boxes .....	2	D	D	—	D	—	—	D	D	—	—	D
2653	Corrugated & solid fiber boxes .....	9	50 882	1 495	471	234	631	—	48 051	2 753	216	1 820	717
2655	Fiber cans, drums, & similar products .....	1	D	D	D	—	D	—	D	D	D	—	—
2656	Sanitary food containers .....	—	—	—	—	—	—	—	—	—	—	—	—
2657	Folding paperboard boxes .....	7	D	D	D	D	—	—	D	D	D	D	D
267	Miscellaneous converted paper products .....	12	18 136	573	2	231	65	280	16 985	177	34	72	71
2671	Paper—coated & laminated, packaging .....	1	D	D	—	—	—	—	D	D	—	—	D
2672	Paper—coated & laminated, nec .....	—	—	—	—	—	—	—	—	—	—	—	—
2673	Bags—plastics, laminated, & coated .....	2	D	D	—	—	—	—	D	D	D	D	D
2674	Bags—uncoated paper & multiwall .....	1	D	D	—	D	D	—	D	—	—	—	—
2675	Die-cut paper & board .....	—	—	—	—	—	—	—	—	—	—	—	—
2676	Sanitary paper products .....	3	1 710	58	—	94	2	77	1 479	5	—	—	5
2677	Envelopes .....	—	—	—	—	—	—	—	—	—	—	—	—
2678	Stationery products .....	1	D	D	—	—	—	—	D	—	—	—	—
2679	Converted paper products, nec .....	4	9 443	265	2	37	13	203	8 923	7	—	4	3

Table 5. **Cost of Materials and Capital Expenditures for Plant and Equipment by Industry Group and Industry: 1997—Con.**

[Detail may not add to total because of rounding. For meaning of abbreviations and symbols, see introductory text. For explanation of terms, see Appendix A]

SIC code	Industry	Establishments (number)	Cost of materials and services used							Capital expenditures			
			Total (\$1,000)	Electricity (\$1,000)	Fuels consumed (\$1,000)	Contract labor for production (\$1,000)	Contract work (\$1,000)	Resales (\$1,000)	Materials, parts, containers, and supplies (\$1,000)	Total (\$1,000)	New buildings and other structures (\$1,000)	New machinery and equipment (\$1,000)	Used buildings and machinery (\$1,000)
<b>27</b>	<b>Printing &amp; publishing .....</b>	<b>208</b>	<b>283 899</b>	<b>14 144</b>	<b>1 184</b>	<b>7 531</b>	<b>6 912</b>	<b>6 035</b>	<b>248 093</b>	<b>27 054</b>	<b>901</b>	<b>18 850</b>	<b>7 303</b>
271	Newspapers .....	26	172 113	8 812	151	4 997	4 254	4 013	149 886	16 011	—	12 042	3 969
2711	Newspapers .....	26	172 113	8 812	151	4 997	4 254	4 013	149 886	16 011	—	12 042	3 969
272	Periodicals .....	14	4 443	294	12	110	97	83	3 847	202	—	150	52
2721	Periodicals .....	14	4 443	294	12	110	97	83	3 847	202	—	150	52
273	Books .....	5	683	51	—	2	4	9	617	37	23	4	10
2731	Book publishing .....	4	D	D	—	D	D	D	D	D	D	D	D
2732	Book printing .....	1	D	D	—	—	—	—	D	—	—	—	—
274	Miscellaneous publishing .....	8	D	D	D	D	D	D	D	D	—	D	D
2741	Miscellaneous publishing .....	8	D	D	D	D	D	D	D	D	—	D	D
275	Commercial printing .....	148	76 760	3 715	632	1 973	1 210	885	68 345	10 260	878	6 532	2 850
2752	Commercial printing, lithographic ..	91	45 099	2 067	399	1 495	803	570	39 765	5 012	49	4 258	705
2754	Commercial printing, gravure ....	8	5 500	292	9	44	22	8	5 125	2 114	12	836	1 266
2759	Commercial printing, nec .....	49	26 161	1 356	224	434	385	307	23 455	3 134	817	1 438	879
276	Manifold business forms .....	3	D	D	D	D	D	D	D	D	—	—	D
2761	Manifold business forms .....	3	D	D	D	D	D	D	D	D	—	—	D
277	Greeting cards .....	—	—	—	—	—	—	—	—	—	—	—	—
2771	Greeting cards .....	—	—	—	—	—	—	—	—	—	—	—	—
278	Blankbooks & bookbinding .....	1	D	D	D	D	D	D	D	—	—	—	—
2782	Blankbooks & looseleaf binders ..	—	—	—	—	—	—	—	—	—	—	—	—
2789	Bookbinding & related work .....	1	D	D	D	D	D	D	D	—	—	—	—
279	Printing trade services .....	3	532	28	7	11	26	21	439	18	—	14	4
2791	Typesetting .....	—	—	—	—	—	—	—	—	—	—	—	—
2796	Platemaking services .....	3	532	28	7	11	26	21	439	18	—	14	4
<b>28</b>	<b>Chemicals &amp; allied products .....</b>	<b>186</b>	<b>3 918 796</b>	<b>164 046</b>	<b>19 723</b>	<b>54 477</b>	<b>44 955</b>	<b>9 753</b>	<b>3 625 842</b>	<b>559 462</b>	<b>126 998</b>	<b>238 306</b>	<b>194 158</b>
281	Industrial inorganic chemicals .....	10	D	D	D	D	D	D	D	D	D	D	D
2812	Alkalies & chlorine .....	—	—	—	—	—	—	—	—	—	—	—	—
2813	Industrial gases .....	—	—	—	—	—	—	—	—	—	—	—	—
2816	Inorganic pigments .....	1	D	D	—	—	—	—	D	D	—	—	D
2819	Industrial inorganic chemicals, nec .....	9	D	D	D	D	D	D	D	D	D	D	D
282	Plastics materials & synthetics .....	22	81 441	5 546	424	1 091	683	1 331	72 366	20 066	7 010	9 618	3 438
2821	Plastics materials & resins .....	20	D	D	D	D	D	D	D	D	D	D	D
2822	Synthetic rubber .....	—	—	—	—	—	—	—	—	—	—	—	—
2823	Cellulosic manmade fibers .....	1	D	D	—	—	—	—	D	D	—	—	—
2824	Organic fibers, noncellulosic .....	1	D	D	D	D	D	—	D	D	D	D	—
283	Drugs .....	92	3 503 269	143 677	18 342	48 823	41 382	5 924	3 245 121	461 206	90 134	200 352	170 720
2833	Medicinals & botanicals .....	8	292 081	14 335	2 651	13 148	5 489	1 563	254 895	11 588	192	11 126	270
2834	Pharmaceutical preparations .....	77	3 066 240	122 211	14 561	32 972	32 706	3 487	2 860 303	438 866	87 013	183 889	167 964
2835	Diagnostic substances .....	6	D	D	D	D	D	D	D	D	D	D	D
2836	Biological products, except diagnostic .....	1	D	D	—	—	—	—	D	D	—	—	—
284	Soaps, cleaners, & toilet goods .....	27	150 538	5 586	353	1 294	362	134	142 809	30 811	7 774	15 502	7 535
2841	Soap & other detergents .....	7	6 459	423	53	129	125	100	5 629	368	83	110	175
2842	Polishes & sanitation goods .....	4	D	D	—	D	D	D	D	D	D	D	D
2843	Surface active agents .....	1	D	D	—	D	—	—	D	D	—	D	—
2844	Toilet preparations .....	15	126 717	4 666	300	594	40	23	121 094	29 213	7 028	14 890	7 295
285	Paints & allied products .....	12	22 669	1 151	268	101	311	640	20 198	25 030	15 882	1 628	7 520
2851	Paints & allied products .....	12	22 669	1 151	268	101	311	640	20 198	25 030	15 882	1 628	7 520
286	Industrial organic chemicals .....	—	—	—	—	—	—	—	—	—	—	—	—
2861	Gum & wood chemicals .....	—	—	—	—	—	—	—	—	—	—	—	—
2865	Cyclic crudes & intermediates .....	—	—	—	—	—	—	—	—	—	—	—	—
2869	Industrial organic chemicals, nec ..	—	—	—	—	—	—	—	—	—	—	—	—
287	Agricultural chemicals .....	5	D	D	D	D	D	—	D	D	D	D	D
2873	Nitrogenous fertilizers .....	1	D	D	—	—	D	—	D	D	—	D	—
2874	Phosphatic fertilizers .....	1	D	D	D	—	—	—	D	D	D	D	D
2875	Fertilizers, mixing only .....	2	D	D	—	—	—	—	D	D	—	D	—
2879	Agricultural chemicals, nec .....	1	D	D	—	D	D	—	D	D	D	—	D
289	Miscellaneous chemical products ..	18	85 575	3 780	271	1 250	302	725	79 247	11 573	1 598	7 816	2 159
2891	Adhesives & sealants .....	7	D	D	D	D	D	D	D	D	D	D	D
2892	Explosives .....	—	—	—	—	—	—	—	—	—	—	—	—
2893	Printing ink .....	1	D	D	D	D	D	D	D	D	D	D	D
2895	Carbon black .....	—	—	—	—	—	—	—	—	—	—	—	—
2899	Chemical preparations, nec .....	10	D	D	D	D	D	—	D	D	D	D	D
<b>29</b>	<b>Petroleum &amp; coal products .....</b>	<b>28</b>	<b>378 763</b>	<b>24 320</b>	<b>42 229</b>	<b>13 336</b>	<b>21 253</b>	<b>125 620</b>	<b>152 005</b>	<b>15 878</b>	<b>447</b>	<b>11 599</b>	<b>3 832</b>
291	Petroleum refining .....	9	270 592	22 820	37 929	12 515	13 544	125 280	58 504	11 339	151	7 381	3 807
2911	Petroleum refining .....	9	270 592	22 820	37 929	12 515	13 544	125 280	58 504	11 339	151	7 381	3 807
295	Asphalt paving & roofing materials ..	16	D	D	D	D	D	—	D	D	D	D	—
2951	Asphalt paving mixtures & blocks ..	15	D	D	D	D	D	—	D	D	D	D	—
2952	Asphalt felts & coatings .....	1	D	D	D	—	D	—	D	D	D	D	—
299	Miscellaneous petroleum & coal products .....	3	D	D	—	D	D	D	D	D	—	D	D
2992	Lubricating oils & greases .....	2	D	—	—	D	D	—	D	D	—	D	—
2999	Petroleum & coal products, nec ..	1	D	D	—	D	D	D	D	D	—	—	D

Table 5. **Cost of Materials and Capital Expenditures for Plant and Equipment by Industry Group and Industry: 1997—Con.**

[Detail may not add to total because of rounding. For meaning of abbreviations and symbols, see introductory text. For explanation of terms, see Appendix A]

SIC code	Industry	Estab-lish-ments (number)	Cost of materials and services used							Capital expenditures			
			Total (\$1,000)	Elec-tricity (\$1,000)	Fuels con-sumed (\$1,000)	Contract labor for pro-duction (\$1,000)	Contract work (\$1,000)	Resales (\$1,000)	Materials, parts, containers, and supplies (\$1,000)	Total (\$1,000)	New buildings and other structures (\$1,000)	New machinery and equipment (\$1,000)	Used buildings and machinery (\$1,000)
<b>30</b>	<b>Rubber &amp; miscellaneous plastics products .....</b>	<b>71</b>	<b>235 817</b>	<b>34 651</b>	<b>1 048</b>	<b>6 886</b>	<b>1 171</b>	<b>4 993</b>	<b>187 068</b>	<b>21 017</b>	<b>2 962</b>	<b>15 184</b>	<b>2 871</b>
301	Tires & inner tubes .....	3	2 911	223	—	—	344	—	2 344	196	—	70	126
3011	Tires & inner tubes .....	3	2 911	223	—	—	344	—	2 344	196	—	70	126
302	Rubber & plastics footwear .....	—	—	—	—	—	—	—	—	—	—	—	—
3021	Rubber & plastics footwear .....	—	—	—	—	—	—	—	—	—	—	—	—
305	Hose & belting & gaskets & packing .....	2	D	D	—	—	—	D	D	D	—	—	D
3052	Rubber & plastics hose & belting .....	—	—	—	—	—	—	—	—	—	—	—	—
3053	Gaskets, packing & sealing devices .....	2	D	D	—	—	—	D	D	D	—	—	D
306	Fabricated rubber products, nec .....	2	D	D	—	—	—	—	D	D	—	D	—
3061	Mechanical rubber goods .....	—	—	—	—	—	—	—	—	—	—	—	—
3069	Fabricated rubber products, nec ..	2	D	D	—	—	—	—	D	D	—	D	—
308	Miscellaneous plastics products, nec .....	64	227 116	34 147	1 048	6 886	827	4 300	179 908	20 297	2 962	14 960	2 375
3081	Unsupported plastics film & sheet .....	—	—	—	—	—	—	—	—	—	—	—	—
3082	Unsupported plastics profile shapes .....	—	—	—	—	—	—	—	—	—	—	—	—
3083	Laminated plastics plate & sheet .....	4	D	D	—	—	D	—	D	D	D	D	D
3084	Plastics pipe .....	—	—	—	—	—	—	—	—	—	—	—	—
3085	Plastics bottles .....	14	70 027	10 212	516	1 492	20	2 363	55 424	8 043	1 688	6 338	17
3086	Plastics foam products .....	5	D	D	D	D	D	—	D	D	D	D	D
3087	Custom compound purchased resins .....	—	—	—	—	—	—	—	—	—	—	—	—
3088	Plastics plumbing fixtures .....	—	—	—	—	—	—	—	—	—	—	—	—
3089	Plastics products, nec .....	41	120 579	21 436	498	4 033	499	1 937	92 176	7 526	309	5 980	1 237
<b>31</b>	<b>Leather &amp; leather products .....</b>	<b>25</b>	<b>205 236</b>	<b>3 003</b>	<b>236</b>	<b>9 014</b>	<b>144</b>	<b>561</b>	<b>192 278</b>	<b>2 821</b>	<b>146</b>	<b>2 660</b>	<b>15</b>
311	Leather tanning & finishing .....	—	—	—	—	—	—	—	—	—	—	—	—
3111	Leather tanning & finishing .....	—	—	—	—	—	—	—	—	—	—	—	—
313	Footwear cut stock .....	—	—	—	—	—	—	—	—	—	—	—	—
3131	Footwear cut stock & findings .....	—	—	—	—	—	—	—	—	—	—	—	—
314	Footwear, except rubber .....	15	180 329	2 425	236	8 676	144	72	168 776	2 448	9	2 424	15
3142	House slippers .....	1	D	D	D	D	D	D	D	D	—	—	—
3143	Men's footwear, except athletic ..	10	D	D	D	D	D	D	D	D	—	D	D
3144	Women's footwear, except athletic .....	2	D	D	—	D	—	—	D	D	D	D	—
3149	Footwear, except rubber, nec .....	2	D	D	—	D	—	—	D	D	—	D	—
315	Leather gloves & mittens .....	—	—	—	—	—	—	—	—	—	—	—	—
3151	Leather gloves & mittens .....	—	—	—	—	—	—	—	—	—	—	—	—
316	Luggage .....	1	D	D	—	D	—	—	D	—	—	—	—
3161	Luggage .....	1	D	D	—	D	—	—	D	—	—	—	—
317	Handbags & personal leather goods .....	5	D	D	—	D	—	—	D	D	—	D	—
3171	Women's handbags & purses .....	1	D	D	—	—	—	—	D	—	—	—	—
3172	Personal leather goods, nec .....	4	D	D	—	D	—	—	D	D	—	D	—
319	Leather goods, nec .....	4	D	D	—	D	—	D	D	D	D	D	—
3199	Leather goods, nec .....	4	D	D	—	D	—	D	D	D	D	D	—
<b>32</b>	<b>Stone, clay, &amp; glass products .....</b>	<b>159</b>	<b>160 728</b>	<b>28 227</b>	<b>7 019</b>	<b>6 091</b>	<b>1 755</b>	<b>882</b>	<b>116 754</b>	<b>51 729</b>	<b>5 824</b>	<b>35 328</b>	<b>10 577</b>
321	Flat glass .....	2	D	D	—	—	—	—	D	—	—	—	—
3211	Flat glass .....	2	D	D	—	—	—	—	D	—	—	—	—
322	Glass & glassware, pressed or blown .....	—	—	—	—	—	—	—	—	—	—	—	—
3221	Glass containers .....	—	—	—	—	—	—	—	—	—	—	—	—
3229	Pressed & blown glass, nec .....	—	—	—	—	—	—	—	—	—	—	—	—
323	Products of purchased glass .....	6	D	D	D	D	D	D	D	D	D	D	D
3231	Products of purchased glass .....	6	D	D	D	D	D	D	D	D	D	D	D
324	Cement, hydraulic .....	1	D	D	D	D	D	D	D	D	D	D	—
3241	Cement, hydraulic .....	1	D	D	D	D	D	D	D	D	D	D	—
325	Structural clay products .....	1	D	D	D	D	D	D	—	—	—	—	—
3251	Brick & structural clay tile .....	1	D	D	D	D	D	D	—	—	—	—	—
3253	Ceramic wall & floor tile .....	—	—	—	—	—	—	—	—	—	—	—	—
3255	Clay refractories .....	—	—	—	—	—	—	—	—	—	—	—	—
3259	Structural clay products, nec .....	—	—	—	—	—	—	—	—	—	—	—	—
326	Pottery & related products .....	4	D	D	—	D	—	—	D	D	—	D	D
3261	Vitreous plumbing fixtures .....	1	D	D	—	—	—	—	D	—	—	—	—
3262	Vitreous china food utensils .....	—	—	—	—	—	—	—	—	—	—	—	—
3263	Fine earthenware food utensils ..	—	—	—	—	—	—	—	—	—	—	—	—
3264	Porcelain electrical supplies .....	—	—	—	—	—	—	—	—	—	—	—	—
3269	Pottery products, nec .....	3	189	14	—	51	4	—	120	113	—	2	111
327	Concrete, gypsum, & plaster products .....	110	99 420	18 091	6 540	2 799	1 521	171	70 298	36 997	5 489	24 373	7 135
3271	Concrete brick & block .....	34	11 072	1 183	94	853	70	45	8 827	1 597	445	1 068	84
3272	Concrete products, nec .....	27	42 997	11 753	5 616	179	1 073	25	24 351	20 535	1 887	12 514	6 134
3273	Ready-mixed concrete .....	49	45 351	5 155	830	1 767	378	101	37 120	14 865	3 157	10 791	917
3274	Lime .....	—	—	—	—	—	—	—	—	—	—	—	—
3275	Gypsum products .....	—	—	—	—	—	—	—	—	—	—	—	—
328	Cut stone & stone products .....	25	14 413	2 704	437	480	151	24	10 617	7 698	167	4 231	3 300
3281	Cut stone & stone products .....	25	14 413	2 704	437	480	151	24	10 617	7 698	167	4 231	3 300

**Table 5. Cost of Materials and Capital Expenditures for Plant and Equipment by Industry Group and Industry: 1997—Con.**

[Detail may not add to total because of rounding. For meaning of abbreviations and symbols, see introductory text. For explanation of terms, see Appendix A]

SIC code	Industry	Establishments (number)	Cost of materials and services used							Capital expenditures			
			Total (\$1,000)	Electricity (\$1,000)	Fuels consumed (\$1,000)	Contract labor for production (\$1,000)	Contract work (\$1,000)	Resales (\$1,000)	Materials, parts, containers, and supplies (\$1,000)	Total (\$1,000)	New buildings and other structures (\$1,000)	New machinery and equipment (\$1,000)	Used buildings and machinery (\$1,000)
<b>32</b>	<b>Stone, clay, &amp; glass products—Con.</b>												
3299	Miscellaneous nonmetallic mineral products .....	10	9 317	1 194	36	2	1	32	8 052	757	41	693	23
3291	Abrasive products .....	1	D	D	—	—	—	—	D	D	—	D	—
3292	Asbestos products .....	—	—	—	—	—	—	—	—	—	—	—	—
3295	Minerals, ground or treated .....	—	—	—	—	—	—	—	—	—	—	—	—
3296	Mineral wool .....	—	—	—	—	—	—	—	—	—	—	—	—
3297	Nonclay refractories .....	—	—	—	—	—	—	—	—	—	—	—	—
3299	Nonmetallic mineral products, nec .....	9	D	D	D	D	D	D	D	D	D	D	D
<b>33</b>	<b>Primary metal industries .....</b>	<b>24</b>	<b>36 890</b>	<b>2 129</b>	<b>155</b>	<b>83</b>	<b>183</b>	<b>146</b>	<b>34 194</b>	<b>3 749</b>	<b>85</b>	<b>774</b>	<b>2 890</b>
331	Blast furnace & basic steel products .....	8	23 367	1 164	108	30	183	146	21 736	3 513	85	565	2 863
3312	Blast furnaces & steel mills .....	4	8 416	275	—	4	5	—	8 132	1 846	85	152	1 609
3313	Electrometallurgical products .....	—	—	—	—	—	—	—	—	—	—	—	—
3315	Steel wire & related products .....	4	14 951	889	108	26	178	146	13 604	1 667	—	413	1 254
3316	Cold finishing of steel shapes .....	—	—	—	—	—	—	—	—	—	—	—	—
3317	Steel pipe & tubes .....	—	—	—	—	—	—	—	—	—	—	—	—
332	Iron & steel foundries .....	—	—	—	—	—	—	—	—	—	—	—	—
3321	Gray iron foundries .....	—	—	—	—	—	—	—	—	—	—	—	—
3322	Malleable iron foundries .....	—	—	—	—	—	—	—	—	—	—	—	—
3324	Steel investment foundries .....	—	—	—	—	—	—	—	—	—	—	—	—
3325	Steel foundries, nec .....	—	—	—	—	—	—	—	—	—	—	—	—
333	Primary nonferrous metals .....	—	—	—	—	—	—	—	—	—	—	—	—
3331	Primary copper .....	—	—	—	—	—	—	—	—	—	—	—	—
3334	Primary aluminum .....	—	—	—	—	—	—	—	—	—	—	—	—
3339	Primary nonferrous metals, nec ..	—	—	—	—	—	—	—	—	—	—	—	—
334	Secondary nonferrous metals .....	3	D	D	—	D	—	—	D	D	—	D	—
3341	Secondary nonferrous metals .....	3	D	D	—	D	—	—	D	D	—	D	—
335	Nonferrous rolling & drawing .....	2	D	D	—	—	—	—	D	D	—	D	—
3351	Copper rolling & drawing .....	—	—	—	—	—	—	—	—	—	—	—	—
3353	Aluminum sheet, plate, & foil .....	—	—	—	—	—	—	—	—	—	—	—	—
3354	Aluminum extruded products .....	2	D	D	—	—	—	—	D	D	—	D	—
3355	Aluminum rolling & drawing, nec ..	—	—	—	—	—	—	—	—	—	—	—	—
3356	Nonferrous rolling & drawing, nec ..	—	—	—	—	—	—	—	—	—	—	—	—
3357	Nonferrous wire drawing & insulating .....	—	—	—	—	—	—	—	—	—	—	—	—
336	Nonferrous foundries (castings) .....	1	D	D	D	—	—	—	D	D	—	D	D
3363	Aluminum die-castings .....	1	D	D	D	—	—	—	D	D	—	D	D
3364	Nonferrous die-casting, except aluminum .....	—	—	—	—	—	—	—	—	—	—	—	—
3365	Aluminum foundries .....	—	—	—	—	—	—	—	—	—	—	—	—
3366	Copper foundries .....	—	—	—	—	—	—	—	—	—	—	—	—
3369	Nonferrous foundries, nec .....	—	—	—	—	—	—	—	—	—	—	—	—
339	Miscellaneous primary metal products .....	10	5 501	490	1	50	—	—	4 960	29	—	5	24
3398	Metal heat treating .....	1	D	D	—	D	—	—	D	—	—	—	—
3399	Primary metal products, nec .....	9	D	D	D	D	—	—	D	D	—	D	D
<b>34</b>	<b>Fabricated metal products .....</b>	<b>229</b>	<b>213 587</b>	<b>9 982</b>	<b>3 318</b>	<b>4 973</b>	<b>3 199</b>	<b>3 112</b>	<b>189 003</b>	<b>17 724</b>	<b>4 173</b>	<b>10 578</b>	<b>2 973</b>
341	Metal cans & shipping containers ..	10	65 723	3 439	1 661	473	99	1 381	58 670	2 501	703	1 320	478
3411	Metal cans .....	10	65 723	3 439	1 661	473	99	1 381	58 670	2 501	703	1 320	478
3412	Metal barrels, drums, & pails .....	—	—	—	—	—	—	—	—	—	—	—	—
342	Cutlery, handtools, & hardware .....	4	2 260	172	42	—	—	—	2 046	918	41	698	179
3421	Cutlery .....	1	D	D	—	—	—	—	D	D	—	D	D
3423	Hand & edge tools, nec .....	1	D	D	—	—	—	—	D	D	—	D	—
3425	Hand saws & saw blades .....	—	—	—	—	—	—	—	—	—	—	—	—
3429	Hardware, nec .....	2	D	D	D	—	—	—	D	D	—	D	D
343	Plumbing & heating, except electric ..	5	1 337	60	7	54	—	—	1 216	279	—	29	250
3431	Metal sanitary ware .....	—	—	—	—	—	—	—	—	—	—	—	—
3432	Plumbing fittings & brass goods ..	—	—	—	—	—	—	—	—	—	—	—	—
3433	Heating equipment, except electric .....	5	1 337	60	7	54	—	—	1 216	279	—	29	250
344	Fabricated structural metal products .....	156	122 681	5 054	1 370	4 118	2 735	1 576	107 828	6 534	2 522	3 064	948
3441	Fabricated structural metal .....	14	20 378	600	29	366	37	85	19 261	881	250	590	41
3442	Metal doors, sash, & trim .....	60	62 095	2 842	663	2 826	2 330	1 050	52 384	2 038	497	997	544
3443	Fabricated plate work, boiler shops .....	9	5 697	238	52	208	228	121	4 850	137	65	9	63
3444	Sheet metal work .....	16	16 347	329	139	56	62	51	15 710	832	81	731	20
3446	Architectural metal work .....	42	10 354	458	39	333	58	242	9 224	1 900	1 464	350	86
3448	Prefabricated metal buildings .....	—	—	—	—	—	—	—	—	—	—	—	—
3449	Miscellaneous metal work .....	15	7 810	587	448	329	20	27	6 399	746	165	387	194
345	Screw machine products, bolts, etc ..	16	2 323	207	32	22	13	1	2 048	409	224	72	113
3451	Screw machine products .....	3	496	23	9	—	—	—	464	37	32	—	5
3452	Bolts, nuts, rivets, & washers .....	13	1 827	184	23	22	13	1	1 584	372	192	72	108
346	Metal forgings & stampings .....	8	4 296	173	—	75	—	61	3 987	712	350	31	331
3462	Iron & steel forgings .....	1	D	D	—	—	—	—	D	D	—	D	D
3463	Nonferrous forgings .....	—	—	—	—	—	—	—	—	—	—	—	—
3465	Automotive stampings .....	—	—	—	—	—	—	—	—	—	—	—	—
3466	Crowns & closures .....	—	—	—	—	—	—	—	—	—	—	—	—
3469	Metal stampings, nec .....	7	D	D	—	D	—	D	D	D	—	D	D
347	Metal services, nec .....	14	6 312	417	76	43	78	—	5 698	5 362	320	5 037	5
3471	Plating & polishing .....	14	6 312	417	76	43	78	—	5 698	5 362	320	5 037	5
3479	Metal coating & allied services ..	—	—	—	—	—	—	—	—	—	—	—	—
348	Ordnance & accessories, nec .....	—	—	—	—	—	—	—	—	—	—	—	—
3482	Small arms ammunition .....	—	—	—	—	—	—	—	—	—	—	—	—

**Table 5. Cost of Materials and Capital Expenditures for Plant and Equipment by Industry Group and Industry: 1997—Con.**

[Detail may not add to total because of rounding. For meaning of abbreviations and symbols, see introductory text. For explanation of terms, see Appendix A]

SIC code	Industry	Establishments (number)	Cost of materials and services used							Capital expenditures			
			Total (\$1,000)	Electricity (\$1,000)	Fuels consumed (\$1,000)	Contract labor for production (\$1,000)	Contract work (\$1,000)	Resales (\$1,000)	Materials, parts, containers, and supplies (\$1,000)	Total (\$1,000)	New buildings and other structures (\$1,000)	New machinery and equipment (\$1,000)	Used buildings and machinery (\$1,000)
<b>34</b>	<b>Fabricated metal products—Con.</b>												
348	Ordnance & accessories, nec—Con.												
3483	Ammunition, except small arms, nec												
3484	Small arms												
3489	Ordnance & accessories, nec												
349	Miscellaneous fabricated metal products	16	8 655	460	130	188	274	93	7 510	1 009	13	327	669
3491	Industrial valves	1	D	D	D	D	D	D	D	D	D	D	D
3492	Fluid power valves & hose fittings												
3493	Steel springs, except wire												
3494	Valves & pipe fittings, nec	2	D	D					D	D		D	D
3495	Wire springs												
3496	Miscellaneous fabricated wire products	4	1 254	34	5	117		20	1 078	99	10	84	5
3497	Metal foil & leaf												
3498	Fabricated pipe & fittings												
3499	Fabricated metal products, nec	9	3 828	187	15	15	58	13	3 540	876	3	226	647
<b>35</b>	<b>Industrial machinery &amp; equipment</b>	<b>78</b>	<b>261 965</b>	<b>6 755</b>	<b>5</b>	<b>5 595</b>	<b>7 619</b>	<b>570</b>	<b>241 421</b>	<b>13 382</b>	<b>9 805</b>	<b>3 088</b>	<b>489</b>
351	Engines & turbines												
3511	Turbines & turbine generator sets												
3519	Internal combustion engines, nec												
352	Farm & garden machinery	2	D	D					D	D	D		
3523	Farm machinery & equipment	1	D	D					D	D	D		
3524	Lawn & garden equipment	1	D	D					D				
353	Construction & related machinery	3	D	D					D	D			D
3531	Construction machinery	1	D	D					D	D			D
3532	Mining machinery												
3533	Oil field machinery												
3534	Elevators & moving stairways												
3535	Conveyors & conveying equipment	1	D	D					D				
3536	Hoists, cranes, & monorails												
3537	Industrial trucks & tractors	1	D	D					D				
354	Metalworking machinery	25	11 618	247	1	326	74	143	10 827	97	1	96	
3541	Machine tools, metal cutting types												
3542	Machine tools, metal forming types												
3543	Industrial patterns												
3544	Special dies, tools, jigs, & fixtures	16	1 476	62		19	4		1 391				
3545	Machine tool accessories	3	D	D		D			D	D		D	
3546	Power-driven handtools	2	D	D					D				
3547	Rolling mill machinery												
3548	Welding apparatus												
3549	Metalworking machinery, nec	4	D	D	D		D	D	D	D	D	D	
355	Special industry machinery	4	325	10					315				
3552	Textile machinery												
3553	Woodworking machinery	1	D	D					D				
3554	Paper industries machinery												
3555	Printing trades machinery												
3556	Food products machinery	3	D	D					D				
3559	Special industry machinery, nec												
356	General industrial machinery	7	D	D		D			D	D	D	D	D
3561	Pumps & pumping equipment												
3562	Ball & roller bearings	1	D	D		D			D				
3563	Air & gas compressors												
3564	Blowers & fans	1	D	D					D				
3565	Packaging machinery	1	D	D					D				
3566	Speed changers, drives, & gears												
3567	Industrial furnaces & ovens												
3568	Power transmission equipment, nec												
3569	General industrial machinery, nec	4	D	D					D	D	D	D	D
357	Computer & office equipment	10	D	D	D	D	D	D	D	D	D	D	D
3571	Electronic computers	4	6 024	166		19	10	100	5 729	72			72
3572	Computer storage devices	1	D			D	D		D				
3575	Computer terminals												
3577	Computer peripheral equipment, nec	2	D	D	D	D	D		D	D	D	D	
3578	Calculating & accounting equipment												
3579	Office machines, nec	3	D	D		D	D	D	D	D	D	D	
358	Refrigeration & service machinery	11	D	D		D	D	D	D	D	D	D	D
3581	Automatic merchandising machines												
3582	Commercial laundry equipment												
3585	Refrigeration & heating equipment	9	D	D		D		D	D	D	D	D	D
3586	Measuring & dispensing pumps												
3589	Service industry machinery, nec	2	D	D			D		D	D	D	D	
359	Industrial machinery, nec	16	1 532	113		11	6		1 402	52	7	15	30
3592	Carburetors, pistons, rings, & valves												
3593	Fluid power cylinders & actuators												
3594	Fluid power pumps & motors												
3596	Scales & balances, except laboratory												

**Table 5. Cost of Materials and Capital Expenditures for Plant and Equipment by Industry Group and Industry: 1997—Con.**

[Detail may not add to total because of rounding. For meaning of abbreviations and symbols, see introductory text. For explanation of terms, see Appendix A]

SIC code	Industry	Establishments (number)	Cost of materials and services used							Capital expenditures			
			Total (\$1,000)	Electricity (\$1,000)	Fuels consumed (\$1,000)	Contract labor for production (\$1,000)	Contract work (\$1,000)	Resales (\$1,000)	Materials, parts, containers, and supplies (\$1,000)	Total (\$1,000)	New buildings and other structures (\$1,000)	New machinery and equipment (\$1,000)	Used buildings and machinery (\$1,000)
<b>35</b>	<b>Industrial machinery &amp; equipment—Con.</b>												
359	Industrial machinery, nec—Con.												
3599	Industrial machinery, nec . . . . .	16	1 532	113	—	11	6	—	1 402	52	7	15	30
<b>36</b>	<b>Electronic &amp; other electric equipment . . . . .</b>	<b>87</b>	<b>1 470 920</b>	<b>37 619</b>	<b>2 472</b>	<b>9 952</b>	<b>4 884</b>	<b>2 316</b>	<b>1 413 677</b>	<b>133 902</b>	<b>18 503</b>	<b>96 273</b>	<b>19 126</b>
361	Electric distribution equipment . . . . .	22	159 492	6 326	650	879	58	66	151 513	12 541	—	11 752	789
3612	Transformers . . . . .	7	55 580	2 492	650	9	44	66	52 319	6 408	—	5 621	787
3613	Switchgear & switchboard apparatus . . . . .	15	103 912	3 834	—	870	14	—	99 194	6 133	—	6 131	2
362	Electrical industrial apparatus . . . . .	3	D	D	—	D	D	—	D	D	D	D	D
3621	Motors & generators . . . . .	—	—	—	—	—	—	—	—	—	—	—	—
3624	Carbon & graphite products . . . . .	—	—	—	—	—	—	—	—	—	—	—	—
3625	Relays & industrial controls . . . . .	2	D	D	—	D	D	—	D	D	D	D	D
3629	Electrical industrial apparatus, nec . . . . .	1	D	D	—	—	—	—	D	D	—	D	—
363	Household appliances . . . . .	1	D	D	—	—	D	—	D	D	D	—	—
3631	Household cooking equipment . . . . .	—	—	—	—	—	—	—	—	—	—	—	—
3632	Household refrigerators & freezers . . . . .	—	—	—	—	—	—	—	—	—	—	—	—
3633	Household laundry equipment . . . . .	—	—	—	—	—	—	—	—	—	—	—	—
3634	Electric housewares & fans . . . . .	—	—	—	—	—	—	—	—	—	—	—	—
3635	Household vacuum cleaners . . . . .	—	—	—	—	—	—	—	—	—	—	—	—
3639	Household appliances, nec . . . . .	1	D	D	—	—	D	—	D	D	D	—	—
364	Electric lighting & wiring equipment . . . . .	21	188 146	5 974	2	277	61	538	181 294	24 930	3 538	18 214	3 178
3641	Electric lamps . . . . .	2	D	D	—	—	—	—	D	D	—	D	—
3643	Current-carrying wiring devices . . . . .	10	145 255	4 871	2	4	—	—	140 378	18 241	738	14 325	3 178
3644	Noncurrent-carrying wiring devices . . . . .	1	D	D	—	D	D	—	D	D	—	D	—
3645	Residential lighting fixtures . . . . .	6	D	D	—	D	D	—	D	D	D	D	—
3646	Commercial lighting fixtures . . . . .	—	—	—	—	—	—	—	—	—	—	—	—
3647	Vehicle lighting equipment . . . . .	—	—	—	—	—	—	—	—	—	—	—	—
3648	Lighting equipment, nec . . . . .	2	D	D	—	—	—	D	D	D	—	D	—
365	Household audio & video equipment . . . . .	2	D	D	—	D	D	—	D	D	D	D	—
3651	Household audio & video equipment . . . . .	—	—	—	—	—	—	—	—	—	—	—	—
3652	Prerecorded records & tapes . . . . .	2	D	D	—	D	D	—	D	D	D	D	—
366	Communications equipment . . . . .	9	398 230	5 191	259	3 184	1 622	218	387 756	29 057	607	16 485	11 965
3661	Telephone & telegraph apparatus . . . . .	5	D	D	D	D	D	D	D	D	D	D	D
3663	Radio & TV communications equipment . . . . .	3	D	D	—	D	D	—	D	D	D	D	—
3669	Communications equipment, nec . . . . .	1	D	D	—	—	—	—	D	D	—	D	—
367	Electronic components & accessories . . . . .	26	620 367	17 046	1 561	5 467	2 797	1 494	592 002	54 893	12 861	38 855	3 177
3671	Electron tubes . . . . .	2	D	D	—	—	—	—	D	D	—	D	—
3672	Printed circuit boards . . . . .	6	147 713	7 217	399	2 504	955	252	136 386	27 902	11 876	16 026	—
3674	Semiconductors & related devices . . . . .	1	D	D	—	—	—	—	D	D	—	D	—
3675	Electronic capacitors . . . . .	—	—	—	—	—	—	—	—	—	—	—	—
3676	Electronic resistors . . . . .	—	—	—	—	—	—	—	—	—	—	—	—
3677	Electronic coils & transformers . . . . .	4	85 495	1 446	234	1 767	543	163	81 342	4 793	76	1 540	3 177
3678	Electronic connectors . . . . .	—	—	—	—	—	—	—	—	—	—	—	—
3679	Electronic components, nec . . . . .	13	361 708	7 376	928	1 196	1 299	1 079	349 830	19 790	909	18 881	—
369	Miscellaneous electrical equipment & supplies . . . . .	3	D	D	—	—	—	—	D	D	—	D	—
3691	Storage batteries . . . . .	1	D	D	—	—	—	—	D	D	—	D	—
3692	Primary batteries, dry & wet . . . . .	—	—	—	—	—	—	—	—	—	—	—	—
3694	Engine electrical equipment . . . . .	1	D	D	—	—	—	—	D	D	—	D	—
3695	Magnetic & optical recording media . . . . .	—	—	—	—	—	—	—	—	—	—	—	—
3699	Electrical equipment & supplies, nec . . . . .	1	D	D	—	—	—	—	D	—	—	—	—
<b>37</b>	<b>Transportation equipment . . . . .</b>	<b>34</b>	<b>46 508</b>	<b>2 591</b>	<b>267</b>	<b>910</b>	<b>239</b>	<b>500</b>	<b>42 001</b>	<b>1 752</b>	<b>87</b>	<b>1 665</b>	<b>—</b>
371	Motor vehicles & equipment . . . . .	20	40 472	2 435	266	144	239	450	36 938	1 713	87	1 626	—
3711	Motor vehicles & car bodies . . . . .	2	D	D	—	D	—	D	D	D	D	D	—
3713	Truck & bus bodies . . . . .	2	D	D	D	—	—	—	D	D	D	D	—
3714	Motor vehicle parts & accessories . . . . .	16	33 547	2 322	263	118	239	208	30 397	1 677	77	1 600	—
3715	Truck trailers . . . . .	—	—	—	—	—	—	—	—	—	—	—	—
3716	Motor homes . . . . .	—	—	—	—	—	—	—	—	—	—	—	—
372	Aircraft & parts . . . . .	1	D	D	D	—	—	—	D	—	—	—	—
3721	Aircraft . . . . .	—	—	—	—	—	—	—	—	—	—	—	—
3724	Aircraft engines & engine parts . . . . .	—	—	—	—	—	—	—	—	—	—	—	—
3728	Aircraft parts & equipment, nec . . . . .	1	D	D	D	—	—	—	D	—	—	—	—
373	Ship & boat building & repairing . . . . .	11	D	D	—	D	—	—	D	D	—	D	—
3731	Ship building & repairing . . . . .	2	D	D	—	D	—	—	D	D	—	D	—
3732	Boat building & repairing . . . . .	9	D	D	—	D	—	—	D	D	—	D	—
374	Railroad equipment . . . . .	—	—	—	—	—	—	—	—	—	—	—	—
3743	Railroad equipment . . . . .	—	—	—	—	—	—	—	—	—	—	—	—
375	Motorcycles, bicycles, & parts . . . . .	—	—	—	—	—	—	—	—	—	—	—	—
3751	Motorcycles, bicycles, & parts . . . . .	—	—	—	—	—	—	—	—	—	—	—	—
376	Guided missiles, space vehicles, parts . . . . .	—	—	—	—	—	—	—	—	—	—	—	—
3761	Guided missiles & space vehicles . . . . .	—	—	—	—	—	—	—	—	—	—	—	—
3764	Space propulsion units & parts . . . . .	—	—	—	—	—	—	—	—	—	—	—	—

Table 5. **Cost of Materials and Capital Expenditures for Plant and Equipment by Industry Group and Industry: 1997—Con.**

[Detail may not add to total because of rounding. For meaning of abbreviations and symbols, see introductory text. For explanation of terms, see Appendix A]

SIC code	Industry	Estab-lish-ments (number)	Cost of materials and services used							Capital expenditures			
			Total (\$1,000)	Electricity (\$1,000)	Fuels consumed (\$1,000)	Contract labor for production (\$1,000)	Contract work (\$1,000)	Resales (\$1,000)	Materials, parts, containers, and supplies (\$1,000)	Total (\$1,000)	New buildings and other structures (\$1,000)	New machinery and equipment (\$1,000)	Used buildings and machinery (\$1,000)
<b>37</b>	<b>Transportation equipment—Con.</b>												
376	Guided missiles, space vehicles, parts—Con.												
3769	Space vehicle equipment, nec....	—	—	—	—	—	—	—	—	—	—	—	—
379	Miscellaneous transportation equipment .....	2	D	D	—	D	—	D	D	D	—	D	—
3792	Travel trailer & campers .....	—	—	—	—	—	—	—	—	—	—	—	—
3795	Tanks & tank components .....	—	—	—	—	—	—	—	—	—	—	—	—
3799	Transportation equipment, nec ...	2	D	D	—	D	—	D	D	D	—	D	—
<b>38</b>	<b>Instruments &amp; related products ....</b>	<b>64</b>	<b>556 012</b>	<b>19 348</b>	<b>4 885</b>	<b>12 470</b>	<b>7 365</b>	<b>4 482</b>	<b>507 462</b>	<b>41 799</b>	<b>1 575</b>	<b>37 661</b>	<b>2 563</b>
381	Search & navigation equipment ....	—	—	—	—	—	—	—	—	—	—	—	—
3812	Search & navigation equipment ..	—	—	—	—	—	—	—	—	—	—	—	—
382	Measuring & controlling devices ....	12	43 996	2 824	184	467	139	319	40 063	2 075	54	2 021	—
3821	Laboratory apparatus & furniture .	1	D	D	—	—	—	—	D	—	—	—	—
3822	Environmental controls .....	1	D	D	D	—	—	—	D	D	D	D	—
3823	Process control instruments .....	3	3 803	163	1	2	7	—	3 630	17	—	17	—
3824	Fluid meters & counting devices ..	1	D	D	—	—	—	—	D	D	—	D	—
3825	Instruments to measure electricity .....	2	D	D	—	—	—	—	D	D	—	D	—
3826	Analytical instruments .....	—	—	—	—	—	—	—	—	—	—	—	—
3827	Optical instruments & lenses .....	1	D	D	—	D	D	D	D	D	D	D	—
3829	Measuring & controlling devices, nec .....	3	D	D	—	D	—	—	D	D	—	D	—
384	Medical instruments & supplies .....	43	482 077	14 377	4 701	11 188	7 204	4 163	440 444	37 041	936	33 548	2 557
3841	Surgical & medical instruments ...	24	367 219	11 255	2 489	8 673	3 875	2 019	338 908	33 767	699	31 145	1 923
3842	Surgical appliances & supplies ...	19	114 858	3 122	2 212	2 515	3 329	2 144	101 536	3 274	237	2 403	634
3843	Dental equipment & supplies .....	—	—	—	—	—	—	—	—	—	—	—	—
3844	X-ray apparatus & tubes .....	—	—	—	—	—	—	—	—	—	—	—	—
3845	Electromedical equipment .....	—	—	—	—	—	—	—	—	—	—	—	—
385	Ophthalmic goods .....	8	D	D	—	D	D	—	D	D	D	D	D
3851	Ophthalmic goods .....	8	D	D	—	D	D	—	D	D	D	D	D
386	Photographic equipment & supplies .	—	—	—	—	—	—	—	—	—	—	—	—
3861	Photographic equipment & supplies .....	—	—	—	—	—	—	—	—	—	—	—	—
387	Watches, clocks, watchcases, & parts .....	1	D	D	—	—	—	—	D	D	—	D	—
3873	Watches, clocks, & watchcases ..	1	D	D	—	—	—	—	D	D	—	D	—
<b>39</b>	<b>Miscellaneous manufacturing industries .....</b>	<b>61</b>	<b>54 881</b>	<b>2 240</b>	<b>320</b>	<b>1 096</b>	<b>1 035</b>	<b>371</b>	<b>49 819</b>	<b>3 883</b>	<b>362</b>	<b>3 238</b>	<b>283</b>
391	Jewelry, silverware, & plated ware ..	12	17 607	553	—	151	364	—	16 539	2 325	189	2 021	115
3911	Jewelry, precious metal .....	11	D	D	—	D	D	—	D	D	D	D	D
3914	Silverware & plated ware .....	1	D	D	—	—	—	—	D	D	D	D	D
3915	Jewelers' materials & lapidary work .....	—	—	—	—	—	—	—	—	—	—	—	—
393	Musical instruments .....	—	—	—	—	—	—	—	—	—	—	—	—
3931	Musical instruments .....	—	—	—	—	—	—	—	—	—	—	—	—
394	Toys & sporting goods .....	4	D	D	—	D	D	D	D	D	D	D	—
3942	Dolls .....	—	—	—	—	—	—	—	—	—	—	—	—
3944	Games, toys, & children's vehicles .....	—	—	—	—	—	—	—	—	—	—	—	—
3949	Sporting & athletic goods, nec....	4	D	D	—	D	D	D	D	D	D	D	—
395	Pens, pencils, office, & art supplies .	1	D	D	—	—	—	—	D	—	—	—	—
3951	Pens & mechanical pencils .....	—	—	—	—	—	—	—	—	—	—	—	—
3952	Lead pencils & art goods .....	—	—	—	—	—	—	—	—	—	—	—	—
3953	Marking devices .....	1	D	D	—	—	—	—	D	—	—	—	—
3955	Carbon paper & inked ribbons....	—	—	—	—	—	—	—	—	—	—	—	—
396	Costume jewelry & notions .....	8	D	D	D	D	—	—	D	D	D	D	D
3961	Costume jewelry .....	6	D	D	D	D	—	—	D	D	D	D	D
3965	Fasteners, buttons, needles, & pins .....	2	D	D	—	D	—	—	D	D	D	D	—
399	Miscellaneous mfg. ....	36	21 622	790	197	876	665	370	18 724	417	101	314	2
3991	Brooms & brushes .....	1	D	D	—	—	—	—	D	—	—	—	—
3993	Signs & advertising displays .....	20	11 017	366	—	227	493	—	9 931	168	40	126	2
3995	Burial caskets .....	3	D	D	—	D	D	—	D	D	D	D	—
3996	Hard surface floor coverings .....	—	—	—	—	—	—	—	—	—	—	—	—
3999	Mfg industries, nec .....	12	8 075	331	197	327	166	370	6 684	60	5	55	—

**Table 6. Inventories by Stage of Fabrication by Industry Group and Industry: 1997**

[Detail may not add to total because of rounding. For meaning of abbreviations and symbols, see introductory text. For explanation of terms, see Appendix A]

SIC code	Industry	Establishments (number)	End of 1996				End of 1997			
			Total (\$1,000)	Finished products (\$1,000)	Work in process (\$1,000)	Materials, supplies, etc. (\$1,000)	Total (\$1,000)	Finished products (\$1,000)	Work in process (\$1,000)	Materials, supplies, etc. (\$1,000)
<b>All manufacturing industries</b> .....	<b>2 092</b>	<b>4 366 760</b>	<b>1 081 643</b>	<b>1 070 701</b>	<b>2 214 416</b>	<b>4 293 533</b>	<b>951 909</b>	<b>1 094 298</b>	<b>2 247 326</b>	
<b>20</b>	<b>Food &amp; kindred products</b> .....	<b>287</b>	<b>595 279</b>	<b>186 905</b>	<b>61 926</b>	<b>346 448</b>	<b>562 873</b>	<b>188 268</b>	<b>62 540</b>	<b>312 065</b>
201	Meat products .....	18	14 801	1 001	6 852	6 948	15 583	1 719	4 761	9 103
2011	Meat packing plants .....	7	5 255	449	1 700	3 106	6 097	647	266	5 184
2013	Sausages & other prepared meats .....	7	D	D	D	D	D	D	D	D
2015	Poultry & egg processing .....	4	D	D	D	D	D	D	D	D
202	Dairy products .....	22	26 870	9 115	4 129	13 626	26 843	9 280	4 031	13 532
2021	Creamery butter .....	1	D	D	D	D	D	D	D	D
2022	Cheese, natural & processed .....	5	D	D	D	D	D	D	D	D
2023	Condensed & evaporated milk .....	1	D	D	D	D	D	D	D	D
2024	Ice cream & frozen desserts .....	12	2 131	1 049	146	936	1 790	896	54	840
2026	Fluid milk .....	4	D	D	D	D	D	D	D	D
203	Preserved fruits & vegetables .....	36	26 189	16 964	1 559	7 666	22 250	15 348	1 036	5 866
2032	Canned specialties .....	1	D	D	D	D	D	D	D	D
2033	Canned fruits & vegetables .....	19	9 472	5 139	794	3 539	8 689	5 367	397	2 925
2034	Dehydrated fruits, vegetables, & soups .....	1	D	D	D	D	D	D	D	D
2035	Pickles, sauces, & salad dressings .....	1	D	D	D	D	D	D	D	D
2037	Frozen fruits & vegetables .....	4	D	D	D	D	D	D	D	D
2038	Frozen specialties, nec .....	10	4 560	1 487	417	2 656	4 363	1 889	341	2 133
204	Grain mill products .....	23	38 374	4 636	1 024	32 714	32 491	4 606	2 254	25 631
2041	Flour & other grain mill products .....	3	D	D	D	D	D	D	D	D
2043	Cereal breakfast foods .....	1	D	D	D	D	D	D	D	D
2044	Rice milling .....	1	D	D	D	D	D	D	D	D
2045	Blended & prepared flour .....	1	D	D	D	D	D	D	D	D
2046	Wet corn milling .....	1	D	D	D	D	D	D	D	D
2047	Dog & cat food .....	1	D	D	D	D	D	D	D	D
2048	Prepared feeds, nec .....	18	10 818	2 660	1 024	7 134	11 650	2 963	2 241	6 446
205	Bakery products .....	66	8 182	2 668	939	4 575	7 883	2 858	870	4 155
2051	Bread, cake, & related products .....	55	4 204	1 344	418	2 442	3 471	1 199	215	2 057
2052	Cookies & crackers .....	10	D	D	D	D	D	D	D	D
2053	Frozen bakery products, except bread .....	1	D	D	D	D	D	D	D	D
206	Sugar & confectionery products .....	18	26 333	8 920	3 509	13 904	27 228	8 939	3 923	14 366
2061	Raw cane sugar .....	1	D	D	D	D	D	D	D	D
2062	Cane sugar refining .....	1	D	D	D	D	D	D	D	D
2063	Beet sugar .....	1	D	D	D	D	D	D	D	D
2064	Candy & other confectionery products & chewing gum .....	17	D	D	D	D	D	D	D	D
2066	Chocolate & cocoa products .....	1	D	D	D	D	D	D	D	D
2067	Chewing gum .....	1	D	D	D	D	D	D	D	D
2068	Salted & roasted nuts & seeds .....	1	D	D	D	D	D	D	D	D
207	Fats & oils .....	3	8 504	3 937	125	4 442	7 044	2 379	638	4 027
2074	Cottonseed oil mills .....	1	D	D	D	D	D	D	D	D
2075	Soybean oil mills .....	1	D	D	D	D	D	D	D	D
2076	Vegetable oil mills, nec .....	1	D	D	D	D	D	D	D	D
2077	Animal & marine fats & oils .....	1	D	D	D	D	D	D	D	D
2079	Shortening & cooking oils .....	2	D	D	D	D	D	D	D	D
208	Beverages .....	49	383 106	110 916	41 918	230 272	347 695	112 756	42 360	192 579
2082	Malt beverages .....	2	D	D	D	D	D	D	D	D
2083	Malt .....	1	D	D	D	D	D	D	D	D
2084	Wines, brandy, & brandy spirits .....	1	D	D	D	D	D	D	D	D
2085	Distilled liquor, except brandy .....	3	D	D	D	D	D	D	D	D
2086	Bottled & canned soft drinks .....	30	35 711	11 435	5 674	18 602	38 078	12 495	5 317	20 266
2087	Flavoring extracts & syrups, nec .....	13	D	D	D	D	D	D	D	D
209	Miscellaneous food & kindred products .....	52	62 920	28 748	1 871	32 301	75 856	30 383	2 667	42 806
2091	Canned & cured seafood .....	2	D	D	D	D	D	D	D	D
2092	Fresh or frozen seafood .....	2	D	D	D	D	D	D	D	D
2095	Roasted coffee .....	9	8 382	3 092	1 428	3 862	10 472	3 126	2 207	5 139
2096	Potato chips & similar snacks .....	2	D	D	D	D	D	D	D	D
2097	Manufactured ice .....	24	707	247	94	366	716	259	106	351
2098	Macaroni & spaghetti .....	1	D	D	D	D	D	D	D	D
2099	Food preparations, nec .....	12	6 167	1 080	122	4 965	3 849	1 728	177	1 944
<b>21</b>	<b>Tobacco products</b> .....	<b>4</b>	<b>D</b>	<b>D</b>	<b>D</b>	<b>D</b>	<b>D</b>	<b>D</b>	<b>D</b>	<b>D</b>
211	Cigarettes .....	1	D	D	D	D	D	D	D	D
2111	Cigarettes .....	1	D	D	D	D	D	D	D	D
212	Cigars .....	3	D	D	D	D	D	D	D	D
2121	Cigars .....	3	D	D	D	D	D	D	D	D
213	Chewing & smoking tobacco .....	1	D	D	D	D	D	D	D	D
2131	Chewing & smoking tobacco .....	1	D	D	D	D	D	D	D	D
214	Tobacco stemming & redrying .....	1	D	D	D	D	D	D	D	D
2141	Tobacco stemming & redrying .....	1	D	D	D	D	D	D	D	D
<b>22</b>	<b>Textile mill products</b> .....	<b>20</b>	<b>13 392</b>	<b>3 275</b>	<b>3 931</b>	<b>6 186</b>	<b>10 118</b>	<b>1 686</b>	<b>2 913</b>	<b>5 519</b>
221	Broadwoven fabric mills, cotton .....	1	D	D	D	D	D	D	D	D
2211	Weaving mills, cotton .....	1	D	D	D	D	D	D	D	D
222	Broadwoven fabric mills, manmade fiber & silk .....	1	D	D	D	D	D	D	D	D
2221	Weaving mills, synthetics .....	1	D	D	D	D	D	D	D	D
223	Broadwoven fabric mills, wool .....	1	D	D	D	D	D	D	D	D
2231	Weaving & finishing mills, wool .....	1	D	D	D	D	D	D	D	D
224	Narrow fabric mills .....	1	D	D	D	D	D	D	D	D
2241	Narrow fabric mills .....	1	D	D	D	D	D	D	D	D
225	Knitting mills .....	8	9 465	2 253	3 190	4 022	6 104	727	2 145	3 232
2251	Women's hosiery, except socks .....	1	D	D	D	D	D	D	D	D
2252	Hosiery, nec .....	1	D	D	D	D	D	D	D	D
2253	Knit outerwear mills .....	7	D	D	D	D	D	D	D	D
2254	Knit underwear mills .....	1	D	D	D	D	D	D	D	D
2257	Circular knit fabric mills .....	1	D	D	D	D	D	D	D	D
2258	Lace & warp knit fabric mills .....	1	D	D	D	D	D	D	D	D



**Table 6. Inventories by Stage of Fabrication by Industry Group and Industry: 1997—Con.**

[Detail may not add to total because of rounding. For meaning of abbreviations and symbols, see introductory text. For explanation of terms, see Appendix A]

SIC code	Industry	Establishments (number)	End of 1996				End of 1997			
			Total (\$1,000)	Finished products (\$1,000)	Work in process (\$1,000)	Materials, supplies, etc. (\$1,000)	Total (\$1,000)	Finished products (\$1,000)	Work in process (\$1,000)	Materials, supplies, etc. (\$1,000)
<b>22</b>	<b>Textile mill products—Con.</b>									
225	Knitting mills—Con.									
2259	Knitting mills, nec	—	—	—	—	—	—	—	—	—
226	Textile finishing, except wool	3	D	D	D	D	D	D	D	D
2261	Finishing plants, cotton	2	D	D	D	D	D	D	D	D
2262	Finishing plants, synthetics	—	—	—	—	—	—	—	—	—
2269	Finishing plants, nec	1	D	—	D	—	D	—	D	—
227	Carpets & rugs	1	D	D	D	D	D	D	D	D
2273	Carpets & rugs	1	D	D	D	D	D	D	D	D
228	Yarn & thread mills	1	D	D	D	D	D	D	D	D
2281	Yarn spinning mills	1	D	D	D	D	D	D	D	D
2282	Yarn throwing & winding mills	—	—	—	—	—	—	—	—	—
2284	Thread mills	—	—	—	—	—	—	—	—	—
229	Miscellaneous textile goods	5	714	275	221	218	753	217	221	315
2295	Coated fabrics, not rubberized	—	—	—	—	—	—	—	—	—
2296	Tire cord & fabric	1	D	D	D	D	D	D	D	D
2297	Nonwoven fabrics	—	—	—	—	—	—	—	—	—
2298	Cordage & twine	—	—	—	—	—	—	—	—	—
2299	Textile goods, nec	4	D	D	D	D	D	D	D	D
<b>23</b>	<b>Apparel &amp; other textile products</b>	<b>223</b>	<b>225 622</b>	<b>57 884</b>	<b>51 433</b>	<b>116 305</b>	<b>219 406</b>	<b>57 646</b>	<b>54 647</b>	<b>107 113</b>
231	Men's & boys' suits & coats	10	11 053	1 984	3 380	5 689	7 358	2 168	1 702	3 488
2311	Men's & boys' suits & coats	10	11 053	1 984	3 380	5 689	7 358	2 168	1 702	3 488
232	Men's & boys' furnishings	69	84 997	30 043	18 217	36 737	88 191	30 514	21 981	35 696
2321	Shirts, men's & boys'	19	D	D	D	D	D	D	D	D
2322	Men's & boys' underwear & nightwear	8	D	D	D	D	D	D	D	D
2323	Men's & boys' neckwear	—	—	—	—	—	—	—	—	—
2325	Men's & boys' trousers & slacks	10	12 144	3 060	5 425	3 659	14 994	4 131	7 529	3 334
2326	Men's & boys' work clothing	16	19 470	3 471	5 221	10 778	17 978	2 930	5 020	10 028
2329	Men's & boys' clothing, nec	16	19 549	11 539	3 291	4 719	20 180	10 698	4 429	5 053
233	Women's & children's outerwear	52	16 498	3 350	2 541	10 607	17 564	2 607	3 118	11 839
2331	Women's blouses & waists	5	1 757	392	387	978	1 662	391	394	877
2335	Women's dresses	32	5 164	1 344	1 022	2 798	5 060	1 226	1 112	2 722
2337	Women's suits & coats	4	596	119	119	358	645	114	169	362
2339	Women's outerwear, nec	11	8 981	1 495	1 013	6 473	10 197	876	1 443	7 878
234	Women's & children's undergarments	35	86 604	17 697	20 748	48 159	81 217	15 991	23 516	41 710
2341	Women's & children's underwear	12	9 490	1 749	1 694	6 047	9 424	1 687	1 930	5 807
2342	Brassieres & allied garments	23	77 114	15 948	19 054	42 112	71 793	14 304	21 586	35 903
235	Hats, caps, & millinery	1	D	D	D	D	D	D	D	D
2353	Hats, caps, & millinery	1	D	D	D	D	D	D	D	D
236	Girls' & children's outerwear	10	4 290	597	882	2 811	3 419	597	915	1 907
2361	Girls' & children's dresses & blouses	2	D	D	D	D	D	—	D	D
2369	Girls' & children's outerwear, nec	8	D	D	D	D	D	D	D	D
237	Fur goods	—	—	—	—	—	—	—	—	—
2371	Fur goods	—	—	—	—	—	—	—	—	—
238	Miscellaneous apparel & accessories	3	D	D	D	D	D	D	D	D
2381	Fabric gloves & mittens	—	—	—	—	—	—	—	—	—
2384	Robes & dressing gowns	—	—	—	—	—	—	—	—	—
2385	Waterproof outer garments	—	—	—	—	—	—	—	—	—
2386	Leather & sheep-lined clothing	—	—	—	—	—	—	—	—	—
2387	Apparel belts	—	—	—	—	—	—	—	—	—
2389	Apparel & accessories, nec	3	D	D	D	D	D	D	D	D
239	Miscellaneous fabricated textile products	43	20 500	3 753	5 459	11 288	19 909	5 281	3 158	11 470
2391	Curtains & draperies	12	1 237	147	138	952	3 352	1 669	214	1 469
2392	Housefurnishings, nec	8	4 561	1 393	155	3 013	3 824	1 376	251	2 197
2393	Textile bags	2	D	D	D	D	D	D	D	D
2394	Canvas & related products	2	D	D	D	D	D	D	D	D
2395	Pleating & stitching	9	D	D	D	D	D	D	D	D
2396	Automotive & apparel trimmings	4	126	26	42	58	154	39	48	67
2397	Schiffli machine embroideries	—	—	—	—	—	—	—	—	—
2399	Fabricated textile products, nec	6	6 773	355	3 232	3 186	5 043	379	744	3 920
<b>24</b>	<b>Lumber &amp; wood products</b>	<b>117</b>	<b>D</b>	<b>D</b>	<b>D</b>	<b>D</b>	<b>D</b>	<b>D</b>	<b>D</b>	<b>D</b>
241	Logging	—	—	—	—	—	—	—	—	—
2411	Logging	—	—	—	—	—	—	—	—	—
242	Sawmills & planing mills	1	—	—	—	—	—	—	—	—
2421	Sawmills & planing mills, general	—	—	—	—	—	—	—	—	—
2426	Hardwood dimension & flooring mills	—	—	—	—	—	—	—	—	—
2429	Special product sawmills, nec	1	—	—	—	—	—	—	—	—
243	Millwork, plywood, & structural members	99	9 001	1 650	1 403	5 948	9 738	1 497	1 646	6 595
2431	Millwork	21	4 691	556	423	3 712	4 489	567	347	3 575
2434	Wood kitchen cabinets	75	4 230	1 068	962	2 200	5 160	902	1 283	2 975
2435	Hardwood veneer & plywood	—	—	—	—	—	—	—	—	—
2436	Softwood veneer & plywood	—	—	—	—	—	—	—	—	—
2439	Structural wood members, nec	3	80	26	18	36	89	28	16	45
244	Wood containers	10	D	D	D	D	D	D	D	D
2441	Nailed wood boxes & shooks	—	—	—	—	—	—	—	—	—
2448	Wood pallets & skids	9	D	D	D	D	D	D	D	D
2449	Wood containers, nec	1	D	D	D	D	D	D	D	D
245	Wood buildings & mobile homes	2	D	D	D	D	D	D	D	D
2451	Mobile homes	—	—	—	—	—	—	—	—	—
2452	Prefabricated wood buildings	2	D	D	D	D	D	D	D	D
249	Miscellaneous wood products	5	D	D	D	D	D	D	D	D
2491	Wood preserving	4	1 209	390	176	643	1 319	418	169	732
2493	Reconstituted wood products	—	—	—	—	—	—	—	—	—
2499	Wood products, nec	1	D	D	D	D	D	D	D	D

Table 6. Inventories by Stage of Fabrication by Industry Group and Industry: 1997—Con.

[Detail may not add to total because of rounding. For meaning of abbreviations and symbols, see introductory text. For explanation of terms, see Appendix A]

SIC code	Industry	Establishments (number)	End of 1996				End of 1997			
			Total (\$1,000)	Finished products (\$1,000)	Work in process (\$1,000)	Materials, supplies, etc. (\$1,000)	Total (\$1,000)	Finished products (\$1,000)	Work in process (\$1,000)	Materials, supplies, etc. (\$1,000)
<b>25</b>	<b>Furniture &amp; fixtures</b> .....	<b>146</b>	<b>28 422</b>	<b>7 781</b>	<b>4 304</b>	<b>16 337</b>	<b>31 504</b>	<b>8 352</b>	<b>4 541</b>	<b>18 611</b>
251	Household furniture .....	112	20 906	6 236	3 198	11 472	23 146	6 511	3 432	13 203
2511	Wood household furniture .....	63	7 084	1 552	1 186	4 346	9 377	2 090	1 543	5 744
2512	Upholstered household furniture .....	24	6 063	1 704	1 230	3 129	6 213	1 637	1 179	3 397
2514	Metal household furniture .....	3	D	D	D	D	D	D	D	D
2515	Mattresses & bedsprings .....	19	5 415	1 086	716	3 613	5 291	970	673	3 648
2517	Wood TV & radio cabinets .....	—	—	—	—	—	—	—	—	—
2519	Household furniture, nec .....	3	D	D	D	D	D	D	D	D
252	Office furniture .....	7	4 201	742	562	2 897	4 377	836	557	2 984
2521	Wood office furniture .....	3	D	D	D	D	D	D	D	D
2522	Office furniture, except wood .....	4	D	D	D	D	D	D	D	D
253	Public building & related furniture .....	9	825	235	103	487	1 104	367	113	624
2531	Public building & related furniture .....	9	825	235	103	487	1 104	367	113	624
254	Partitions & fixtures .....	8	887	202	168	517	908	201	177	530
2541	Wood partitions & fixtures .....	6	D	D	D	D	D	D	D	D
2542	Partitions & fixtures, except wood .....	2	D	D	D	D	D	D	D	D
259	Miscellaneous furniture & fixtures .....	10	1 603	366	273	964	1 969	437	262	1 270
2591	Drapery hardware, blinds, & shades .....	8	D	D	D	D	D	D	D	D
2599	Furniture & fixtures, nec .....	2	D	D	D	D	D	D	D	D
<b>26</b>	<b>Paper &amp; allied products</b> .....	<b>41</b>	<b>34 188</b>	<b>7 495</b>	<b>3 548</b>	<b>23 145</b>	<b>32 161</b>	<b>7 750</b>	<b>3 041</b>	<b>21 370</b>
261	Pulp mills .....	—	—	—	—	—	—	—	—	—
2611	Pulp mills .....	—	—	—	—	—	—	—	—	—
262	Paper mills .....	4	652	122	53	477	1 147	93	1	1 053
2621	Paper mills .....	4	652	122	53	477	1 147	93	1	1 053
263	Paperboard mills .....	6	4 926	1 473	595	2 858	4 620	1 467	642	2 511
2631	Paperboard mills .....	6	4 926	1 473	595	2 858	4 620	1 467	642	2 511
265	Paperboard containers & boxes .....	19	18 463	3 059	1 693	13 711	16 612	3 090	1 203	12 319
2652	Setup paperboard boxes .....	2	D	D	D	D	D	D	D	D
2653	Corrugated & solid fiber boxes .....	9	10 288	832	435	9 021	7 707	820	338	6 549
2655	Fiber cans, drums, & similar products .....	1	D	D	—	D	D	D	—	D
2656	Sanitary food containers .....	—	D	D	D	D	D	D	D	D
2657	Folding paperboard boxes .....	7	D	D	D	D	D	D	D	D
267	Miscellaneous converted paper products .....	12	10 147	2 841	1 207	6 099	9 782	3 100	1 195	5 487
2671	Paper—coated & laminated, packaging .....	1	D	D	D	D	D	D	D	D
2672	Paper—coated & laminated, nec .....	—	—	—	—	—	—	—	—	—
2673	Bags—plastics, laminated, & coated .....	2	D	D	D	D	D	D	D	D
2674	Bags—uncoated paper & multiwall .....	1	D	D	D	D	D	D	D	D
2675	Die-cut paper & board .....	—	—	—	—	—	—	—	—	—
2676	Sanitary paper products .....	3	210	145	11	54	609	275	145	189
2677	Envelopes .....	—	—	—	—	—	—	—	—	—
2678	Stationery products .....	1	D	D	D	D	D	D	D	D
2679	Converted paper products, nec .....	4	3 832	1 081	365	2 386	3 684	1 121	331	2 232
<b>27</b>	<b>Printing &amp; publishing</b> .....	<b>208</b>	<b>53 393</b>	<b>11 598</b>	<b>7 185</b>	<b>34 610</b>	<b>58 055</b>	<b>12 175</b>	<b>7 981</b>	<b>37 899</b>
271	Newspapers .....	26	33 343	8 291	4 259	20 793	33 998	8 240	4 362	21 396
2711	Newspapers .....	26	33 343	8 291	4 259	20 793	33 998	8 240	4 362	21 396
272	Periodicals .....	14	858	266	110	482	822	240	114	468
2721	Periodicals .....	14	858	266	110	482	822	240	114	468
273	Books .....	5	46	5	4	37	347	6	4	337
2731	Book publishing .....	4	D	D	D	D	D	D	D	D
2732	Book printing .....	1	—	—	—	—	—	—	—	—
274	Miscellaneous publishing .....	8	D	D	D	D	D	D	D	D
2741	Miscellaneous publishing .....	8	D	D	D	D	D	D	D	D
275	Commercial printing .....	148	14 957	2 188	2 207	10 562	15 906	2 382	2 139	11 385
2752	Commercial printing, lithographic .....	91	7 953	1 184	1 111	5 658	9 047	1 370	1 208	6 469
2754	Commercial printing, gravure .....	8	1 903	107	254	1 542	2 077	157	204	1 716
2759	Commercial printing, nec .....	49	5 101	897	842	3 362	4 782	855	727	3 200
276	Manifold business forms .....	3	D	D	D	D	D	D	D	D
2761	Manifold business forms .....	3	D	D	D	D	D	D	D	D
277	Greeting cards .....	—	—	—	—	—	—	—	—	—
2771	Greeting cards .....	—	—	—	—	—	—	—	—	—
278	Blankbooks & bookbinding .....	1	—	—	—	—	D	D	D	D
2782	Blankbooks & looseleaf binders .....	—	—	—	—	—	—	—	—	—
2789	Bookbinding & related work .....	1	—	—	—	—	D	D	D	D
279	Printing trade services .....	3	108	24	14	70	114	28	16	70
2791	Typesetting .....	—	—	—	—	—	—	—	—	—
2796	Platemaking services .....	3	108	24	14	70	114	28	16	70
<b>28</b>	<b>Chemicals &amp; allied products</b> .....	<b>186</b>	<b>1 875 917</b>	<b>552 012</b>	<b>659 864</b>	<b>664 041</b>	<b>1 875 560</b>	<b>422 442</b>	<b>682 727</b>	<b>770 391</b>
281	Industrial inorganic chemicals .....	10	D	D	D	D	D	D	D	D
2812	Alkalies & chlorine .....	—	—	—	—	—	—	—	—	—
2813	Industrial gases .....	—	—	—	—	—	—	—	—	—
2816	Inorganic pigments .....	1	D	D	D	D	D	D	D	D
2819	Industrial inorganic chemicals, nec .....	9	D	D	D	D	D	D	D	D
282	Plastics materials & synthetics .....	22	23 293	10 417	3 462	9 414	23 931	10 723	2 996	10 212
2821	Plastics materials & resins .....	20	D	D	D	D	D	D	D	D
2822	Synthetic rubber .....	—	—	—	—	—	—	—	—	—
2823	Cellulosic manmade fibers .....	1	D	D	D	D	D	D	D	D
2824	Organic fibers, noncellulosic .....	1	—	—	—	—	—	—	—	—
283	Drugs .....	92	1 641 416	474 169	577 605	589 642	1 675 847	365 675	625 240	684 932
2833	Medicinals & botanicals .....	8	141 555	48 653	41 106	51 796	162 448	45 969	54 672	61 807
2834	Pharmaceutical preparations .....	77	1 466 495	418 610	524 541	523 344	1 476 915	314 052	558 453	604 410
2835	Diagnostic substances .....	6	D	D	D	D	D	D	D	D
2836	Biological products, except diagnostic .....	1	D	D	D	D	D	D	D	D

**Table 6. Inventories by Stage of Fabrication by Industry Group and Industry: 1997—Con.**

[Detail may not add to total because of rounding. For meaning of abbreviations and symbols, see introductory text. For explanation of terms, see Appendix A]

SIC code	Industry	Establishments (number)	End of 1996				End of 1997			
			Total (\$1,000)	Finished products (\$1,000)	Work in process (\$1,000)	Materials, supplies, etc. (\$1,000)	Total (\$1,000)	Finished products (\$1,000)	Work in process (\$1,000)	Materials, supplies, etc. (\$1,000)
<b>28</b>	<b>Chemicals &amp; allied products—Con.</b>									
284	Soaps, cleaners, & toilet goods .....	27	48 599	14 677	7 187	26 735	54 982	13 138	7 635	34 209
2841	Soap & other detergents .....	7	1 185	204	398	583	1 758	293	198	1 267
2842	Polishes & sanitation goods .....	4	D	D	D	D	D	D	D	D
2843	Surface active agents .....	1	D	D	—	D	D	—	—	D
2844	Toilet preparations .....	15	43 664	12 612	6 619	24 433	48 712	10 800	7 336	30 576
285	Paints & allied products .....	12	20 902	6 926	1 014	12 962	23 003	8 944	817	13 242
2851	Paints & allied products .....	12	20 902	6 926	1 014	12 962	23 003	8 944	817	13 242
286	Industrial organic chemicals .....	—	—	—	—	—	—	—	—	—
2861	Gum & wood chemicals .....	—	—	—	—	—	—	—	—	—
2865	Cyclic crudes & intermediates .....	—	—	—	—	—	—	—	—	—
2869	Industrial organic chemicals, nec .....	—	—	—	—	—	—	—	—	—
287	Agricultural chemicals .....	5	D	D	D	D	D	D	D	D
2873	Nitrogenous fertilizers .....	1	D	—	—	D	D	—	—	D
2874	Phosphatic fertilizers .....	1	D	D	D	D	D	D	D	D
2875	Fertilizers, mixing only .....	2	D	D	D	D	D	D	D	D
2879	Agricultural chemicals, nec .....	1	D	D	D	D	D	D	D	D
289	Miscellaneous chemical products .....	18	30 755	6 882	6 855	17 018	26 034	2 263	6 432	17 339
2891	Adhesives & sealants .....	7	D	D	D	D	D	D	D	D
2892	Explosives .....	—	—	—	—	—	—	—	—	—
2893	Printing ink .....	1	D	D	D	D	D	D	D	D
2895	Carbon black .....	—	—	—	—	—	—	—	—	—
2899	Chemical preparations, nec .....	10	D	D	D	D	D	D	D	D
<b>29</b>	<b>Petroleum &amp; coal products .....</b>	<b>28</b>	<b>218 566</b>	<b>30 895</b>	<b>5 262</b>	<b>182 409</b>	<b>194 140</b>	<b>40 515</b>	<b>3 200</b>	<b>150 425</b>
291	Petroleum refining .....	9	213 488	30 169	5 077	178 242	189 615	39 923	3 013	146 679
2911	Petroleum refining .....	9	213 488	30 169	5 077	178 242	189 615	39 923	3 013	146 679
295	Asphalt paving & roofing materials .....	16	D	D	D	D	D	D	D	D
2951	Asphalt paving mixtures & blocks .....	15	D	D	D	D	D	D	D	D
2952	Asphalt felts & coatings .....	1	D	D	D	D	D	D	D	D
299	Miscellaneous petroleum & coal products .....	3	D	D	D	D	D	D	D	D
2992	Lubricating oils & greases .....	2	D	D	D	D	D	D	D	D
2999	Petroleum & coal products, nec .....	1	D	D	—	D	D	D	—	D
<b>30</b>	<b>Rubber &amp; miscellaneous plastics products .....</b>	<b>71</b>	<b>56 446</b>	<b>18 204</b>	<b>6 387</b>	<b>31 855</b>	<b>55 484</b>	<b>17 813</b>	<b>6 561</b>	<b>31 110</b>
301	Tires & inner tubes .....	3	1 762	493	274	995	1 820	442	347	1 031
3011	Tires & inner tubes .....	3	1 762	493	274	995	1 820	442	347	1 031
302	Rubber & plastics footwear .....	—	—	—	—	—	—	—	—	—
3021	Rubber & plastics footwear .....	—	—	—	—	—	—	—	—	—
305	Hose & belting & gaskets & packing .....	2	D	—	—	D	D	—	—	D
3052	Rubber & plastics hose & belting .....	—	—	—	—	—	—	—	—	—
3053	Gaskets, packing & sealing devices .....	2	D	—	—	D	D	—	—	D
306	Fabricated rubber products, nec .....	2	D	D	D	D	D	D	D	D
3061	Mechanical rubber goods .....	—	—	—	—	—	—	—	—	—
3069	Fabricated rubber products, nec .....	2	D	D	D	D	D	D	D	D
308	Miscellaneous plastics products, nec .....	64	52 932	17 569	6 042	29 321	51 883	17 229	6 143	28 511
3081	Unsupported plastics film & sheet .....	—	—	—	—	—	—	—	—	—
3082	Unsupported plastics profile shapes .....	—	—	—	—	—	—	—	—	—
3083	Laminated plastics plate & sheet .....	4	D	D	D	D	D	D	D	D
3084	Plastics pipe .....	—	—	—	—	—	—	—	—	—
3085	Plastics bottles .....	14	19 630	8 470	907	10 253	18 687	8 438	1 023	9 226
3086	Plastics foam products .....	5	D	D	D	D	D	D	D	D
3087	Custom compound purchased resins .....	—	—	—	—	—	—	—	—	—
3088	Plastics plumbing fixtures .....	—	—	—	—	—	—	—	—	—
3089	Plastics products, nec .....	41	28 252	8 068	4 859	15 325	27 712	7 749	4 520	15 443
<b>31</b>	<b>Leather &amp; leather products .....</b>	<b>25</b>	<b>42 780</b>	<b>4 652</b>	<b>11 024</b>	<b>27 104</b>	<b>47 569</b>	<b>3 119</b>	<b>10 180</b>	<b>34 270</b>
311	Leather tanning & finishing .....	—	—	—	—	—	—	—	—	—
3111	Leather tanning & finishing .....	—	—	—	—	—	—	—	—	—
313	Footwear cut stock .....	—	—	—	—	—	—	—	—	—
3131	Footwear cut stock & findings .....	—	—	—	—	—	—	—	—	—
314	Footwear, except rubber .....	15	38 932	3 631	9 962	25 339	41 133	2 025	9 445	29 663
3142	House slippers .....	1	D	D	D	D	D	D	D	D
3143	Men's footwear, except athletic .....	10	D	D	D	D	D	D	D	D
3144	Women's footwear, except athletic .....	2	D	D	D	D	D	D	D	D
3149	Footwear, except rubber, nec .....	2	D	D	D	D	D	D	D	D
315	Leather gloves & mittens .....	—	—	—	—	—	—	—	—	—
3151	Leather gloves & mittens .....	—	—	—	—	—	—	—	—	—
316	Luggage .....	1	D	D	D	D	D	D	D	D
3161	Luggage .....	1	D	D	D	D	D	D	D	D
317	Handbags & personal leather goods .....	5	D	D	D	D	D	D	D	D
3171	Women's handbags & purses .....	1	D	—	—	D	D	—	—	D
3172	Personal leather goods, nec .....	4	D	D	D	D	D	D	D	D
319	Leather goods, nec .....	4	D	D	D	D	D	D	D	D
3199	Leather goods, nec .....	4	D	D	D	D	D	D	D	D

Table 6. Inventories by Stage of Fabrication by Industry Group and Industry: 1997—Con.

[Detail may not add to total because of rounding. For meaning of abbreviations and symbols, see introductory text. For explanation of terms, see Appendix A]

SIC code	Industry	Establishments (number)	End of 1996				End of 1997			
			Total (\$1,000)	Finished products (\$1,000)	Work in process (\$1,000)	Materials, supplies, etc. (\$1,000)	Total (\$1,000)	Finished products (\$1,000)	Work in process (\$1,000)	Materials, supplies, etc. (\$1,000)
<b>32</b>	<b>Stone, clay, &amp; glass products .....</b>	<b>159</b>	<b>76 164</b>	<b>12 579</b>	<b>11 052</b>	<b>52 533</b>	<b>81 515</b>	<b>12 971</b>	<b>10 062</b>	<b>58 482</b>
321	Flat glass .....	2	D	D	D	D	D	D	D	D
3211	Flat glass .....	2	D	D	D	D	D	D	D	D
322	Glass & glassware, pressed or blown .....	—	—	—	—	—	—	—	—	—
3221	Glass containers .....	—	—	—	—	—	—	—	—	—
3229	Pressed & blown glass, nec .....	—	—	—	—	—	—	—	—	—
323	Products of purchased glass .....	6	D	D	D	D	D	D	D	D
3231	Products of purchased glass .....	6	D	D	D	D	D	D	D	D
324	Cement, hydraulic .....	1	D	D	D	D	D	D	D	D
3241	Cement, hydraulic .....	1	D	D	D	D	D	D	D	D
325	Structural clay products .....	1	D	D	D	D	D	D	D	D
3251	Brick & structural clay tile .....	1	D	D	D	D	D	D	D	D
3253	Ceramic wall & floor tile .....	—	—	—	—	—	—	—	—	—
3255	Clay refractories .....	—	—	—	—	—	—	—	—	—
3259	Structural clay products, nec .....	—	—	—	—	—	—	—	—	—
326	Pottery & related products .....	4	D	D	D	D	D	D	D	D
3261	Vitreous plumbing fixtures .....	1	D	D	D	D	D	D	D	D
3262	Vitreous china food utensils .....	—	—	—	—	—	—	—	—	—
3263	Fine earthenware food utensils .....	—	—	—	—	—	—	—	—	—
3264	Porcelain electrical supplies .....	—	—	—	—	—	—	—	—	—
3269	Pottery products, nec .....	3	10	2	2	6	127	67	1	59
327	Concrete, gypsum, & plaster products .....	110	47 967	8 474	5 932	33 561	56 096	9 135	4 460	42 501
3271	Concrete brick & block .....	34	2 182	992	285	905	2 483	1 191	290	1 002
3272	Concrete products, nec .....	27	38 333	6 496	4 712	27 125	46 265	7 103	3 371	35 791
3273	Ready-mixed concrete .....	49	7 452	986	935	5 531	7 348	841	799	5 708
3274	Lime .....	—	—	—	—	—	—	—	—	—
3275	Gypsum products .....	—	—	—	—	—	—	—	—	—
328	Cut stone & stone products .....	25	2 976	779	584	1 613	3 463	839	659	1 965
3281	Cut stone & stone products .....	25	2 976	779	584	1 613	3 463	839	659	1 965
329	Miscellaneous nonmetallic mineral products .....	10	3 318	558	635	2 125	2 973	519	636	1 818
3291	Abrasive products .....	1	D	D	D	D	D	D	D	D
3292	Asbestos products .....	—	—	—	—	—	—	—	—	—
3295	Minerals, ground or treated .....	—	—	—	—	—	—	—	—	—
3296	Mineral wool .....	—	—	—	—	—	—	—	—	—
3297	Nonclay refractories .....	—	—	—	—	—	—	—	—	—
3299	Nonmetallic mineral products, nec .....	9	D	D	D	D	D	D	D	D
<b>33</b>	<b>Primary metal industries .....</b>	<b>24</b>	<b>19 442</b>	<b>6 939</b>	<b>1 688</b>	<b>10 815</b>	<b>25 322</b>	<b>9 076</b>	<b>2 080</b>	<b>14 166</b>
331	Blast furnace & basic steel products .....	8	12 700	5 351	814	6 535	16 480	7 014	922	8 544
3312	Blast furnaces & steel mills .....	4	1 680	526	181	973	4 640	937	296	3 407
3313	Electrometallurgical products .....	—	—	—	—	—	—	—	—	—
3315	Steel wire & related products .....	4	11 020	4 825	633	5 562	11 840	6 077	626	5 137
3316	Cold finishing of steel shapes .....	—	—	—	—	—	—	—	—	—
3317	Steel pipe & tubes .....	—	—	—	—	—	—	—	—	—
332	Iron & steel foundries .....	—	—	—	—	—	—	—	—	—
3321	Gray iron foundries .....	—	—	—	—	—	—	—	—	—
3322	Malleable iron foundries .....	—	—	—	—	—	—	—	—	—
3324	Steel investment foundries .....	—	—	—	—	—	—	—	—	—
3325	Steel foundries, nec .....	—	—	—	—	—	—	—	—	—
333	Primary nonferrous metals .....	—	—	—	—	—	—	—	—	—
3331	Primary copper .....	—	—	—	—	—	—	—	—	—
3334	Primary aluminum .....	—	—	—	—	—	—	—	—	—
3339	Primary nonferrous metals, nec .....	—	—	—	—	—	—	—	—	—
334	Secondary nonferrous metals .....	3	D	D	D	D	D	D	D	D
3341	Secondary nonferrous metals .....	3	D	D	D	D	D	D	D	D
335	Nonferrous rolling & drawing .....	2	D	D	D	D	D	D	D	D
3351	Copper rolling & drawing .....	—	—	—	—	—	—	—	—	—
3353	Aluminum sheet, plate, & foil .....	—	—	—	—	—	—	—	—	—
3354	Aluminum extruded products .....	2	D	D	D	D	D	D	D	D
3355	Aluminum rolling & drawing, nec .....	—	—	—	—	—	—	—	—	—
3356	Nonferrous rolling & drawing, nec .....	—	—	—	—	—	—	—	—	—
3357	Nonferrous wire drawing & insulating .....	—	—	—	—	—	—	—	—	—
336	Nonferrous foundries (castings) .....	1	—	—	—	—	D	D	D	D
3363	Aluminum die-castings .....	1	—	—	—	—	D	D	D	D
3364	Nonferrous die-casting, except aluminum .....	—	—	—	—	—	—	—	—	—
3365	Aluminum foundries .....	—	—	—	—	—	—	—	—	—
3366	Copper foundries .....	—	—	—	—	—	—	—	—	—
3369	Nonferrous foundries, nec .....	—	—	—	—	—	—	—	—	—
339	Miscellaneous primary metal products .....	10	3 027	346	255	2 426	3 865	850	239	2 776
3398	Metal heat treating .....	1	D	D	D	D	D	D	D	D
3399	Primary metal products, nec .....	9	D	D	D	D	D	D	D	D
<b>34</b>	<b>Fabricated metal products .....</b>	<b>229</b>	<b>123 792</b>	<b>23 045</b>	<b>14 614</b>	<b>86 133</b>	<b>116 701</b>	<b>21 834</b>	<b>11 373</b>	<b>83 494</b>
341	Metal cans & shipping containers .....	10	42 317	8 911	6 105	27 301	35 879	8 070	3 687	24 122
3411	Metal cans .....	10	42 317	8 911	6 105	27 301	35 879	8 070	3 687	24 122
3412	Metal barrels, drums, & pails .....	—	—	—	—	—	—	—	—	—
342	Cutlery, handtools, & hardware .....	4	1 956	430	151	1 375	1 373	382	208	783
3421	Cutlery .....	1	D	D	D	D	D	D	D	D
3423	Hand & edge tools, nec .....	1	D	D	—	D	D	D	—	D
3425	Hand saws & saw blades .....	—	—	—	—	—	—	—	—	—
3429	Hardware, nec .....	2	D	D	D	D	D	D	D	D
343	Plumbing & heating, except electric .....	5	934	160	127	647	839	128	113	598
3431	Metal sanitary ware .....	—	—	—	—	—	—	—	—	—
3432	Plumbing fittings & brass goods .....	—	—	—	—	—	—	—	—	—
3433	Heating equipment, except electric .....	5	934	160	127	647	839	128	113	598
344	Fabricated structural metal products .....	156	62 619	10 564	7 036	45 019	63 691	9 979	6 442	47 270
3441	Fabricated structural metal .....	14	12 084	2 418	871	8 795	12 371	2 587	800	8 984
3442	Metal doors, sash, & trim .....	60	29 186	4 374	2 618	22 194	30 833	3 883	2 794	24 156

**Table 6. Inventories by Stage of Fabrication by Industry Group and Industry: 1997—Con.**

[Detail may not add to total because of rounding. For meaning of abbreviations and symbols, see introductory text. For explanation of terms, see Appendix A]

SIC code	Industry	Establishments (number)	End of 1996				End of 1997			
			Total (\$1,000)	Finished products (\$1,000)	Work in process (\$1,000)	Materials, supplies, etc. (\$1,000)	Total (\$1,000)	Finished products (\$1,000)	Work in process (\$1,000)	Materials, supplies, etc. (\$1,000)
<b>34</b>	<b>Fabricated metal products—Con.</b>									
344	Fabricated structural metal products—Con.									
3443	Fabricated plate work, boiler shops.....	9	5 436	953	2 123	2 360	5 212	414	1 300	3 498
3444	Sheet metal work .....	16	3 992	316	504	3 172	4 469	330	557	3 582
3446	Architectural metal work .....	42	4 633	955	430	3 248	4 510	949	400	3 161
3448	Prefabricated metal buildings .....	—	—	—	—	—	—	—	—	—
3449	Miscellaneous metal work .....	15	7 288	1 548	490	5 250	6 296	1 816	591	3 889
345	Screw machine products, bolts, etc .....	16	1 780	678	231	871	1 643	650	172	821
3451	Screw machine products .....	3	336	243	32	61	358	233	35	90
3452	Bolts, nuts, rivets, & washers .....	13	1 444	435	199	810	1 285	417	137	731
346	Metal forgings & stampings .....	8	3 935	288	164	3 483	3 620	364	233	3 023
3462	Iron & steel forgings .....	1	D	D	D	D	D	D	D	D
3463	Nonferrous forgings .....	—	—	—	—	—	—	—	—	—
3465	Automotive stampings .....	—	—	—	—	—	—	—	—	—
3466	Crowns & closures .....	—	—	—	—	—	—	—	—	—
3469	Metal stampings, nec .....	7	D	D	D	D	D	D	D	D
347	Metal services, nec .....	14	5 027	898	283	3 846	5 765	1 232	232	4 301
3471	Plating & polishing .....	14	5 027	898	283	3 846	5 765	1 232	232	4 301
3479	Metal coating & allied services .....	—	—	—	—	—	—	—	—	—
348	Ordnance & accessories, nec .....	—	—	—	—	—	—	—	—	—
3482	Small arms ammunition .....	—	—	—	—	—	—	—	—	—
3483	Ammunition, except small arms, nec .....	—	—	—	—	—	—	—	—	—
3484	Small arms .....	—	—	—	—	—	—	—	—	—
3489	Ordnance & accessories, nec .....	—	—	—	—	—	—	—	—	—
349	Miscellaneous fabricated metal products .....	16	5 224	1 116	517	3 591	3 891	1 029	286	2 576
3491	Industrial valves.....	1	D	D	D	D	D	D	D	D
3492	Fluid power valves & hose fittings .....	—	—	—	—	—	—	—	—	—
3493	Steel springs, except wire .....	—	—	—	—	—	—	—	—	—
3494	Valves & pipe fittings, nec .....	2	D	D	D	D	D	D	D	D
3495	Wire springs .....	—	—	—	—	—	—	—	—	—
3496	Miscellaneous fabricated wire products .....	4	517	126	97	294	690	273	49	368
3497	Metal foil & leaf .....	—	—	—	—	—	—	—	—	—
3498	Fabricated pipe & fittings .....	—	—	—	—	—	—	—	—	—
3499	Fabricated metal products, nec .....	9	2 084	586	85	1 413	1 923	677	79	1 167
<b>35</b>	<b>Industrial machinery &amp; equipment.....</b>	<b>78</b>	<b>184 704</b>	<b>32 099</b>	<b>13 641</b>	<b>138 964</b>	<b>181 217</b>	<b>20 643</b>	<b>12 280</b>	<b>148 294</b>
351	Engines & turbines .....	—	—	—	—	—	—	—	—	—
3511	Turbines & turbine generator sets .....	—	—	—	—	—	—	—	—	—
3519	Internal combustion engines, nec .....	—	—	—	—	—	—	—	—	—
352	Farm & garden machinery .....	2	D	D	D	D	D	D	D	D
3523	Farm machinery & equipment.....	1	D	D	D	D	D	D	D	D
3524	Lawn & garden equipment.....	1	D	D	D	D	D	D	D	D
353	Construction & related machinery .....	3	—	—	—	—	D	D	D	D
3531	Construction machinery .....	1	—	—	—	—	D	—	—	D
3532	Mining machinery .....	—	—	—	—	—	—	—	—	—
3533	Oil field machinery .....	—	—	—	—	—	—	—	—	—
3534	Elevators & moving stairways .....	—	—	—	—	—	—	—	—	—
3535	Conveyors & conveying equipment .....	1	—	—	—	—	—	—	—	—
3536	Hoists, cranes, & monorails .....	—	—	—	—	—	—	—	—	—
3537	Industrial trucks & tractors .....	1	—	—	—	—	D	D	D	D
354	Metalworking machinery .....	25	2 677	404	272	2 001	2 838	721	238	1 879
3541	Machine tools, metal cutting types .....	—	—	—	—	—	—	—	—	—
3542	Machine tools, metal forming types .....	—	—	—	—	—	—	—	—	—
3543	Industrial patterns .....	—	—	—	—	—	—	—	—	—
3544	Special dies, tools, jigs, & fixtures .....	16	613	122	202	289	451	97	160	194
3545	Machine tool accessories .....	3	D	D	D	D	D	D	D	D
3546	Power-driven handtools .....	2	D	D	D	D	D	D	D	D
3547	Rolling mill machinery .....	—	—	—	—	—	—	—	—	—
3548	Welding apparatus .....	—	—	—	—	—	—	—	—	—
3549	Metalworking machinery, nec .....	4	D	D	—	—	D	D	—	—
355	Special industry machinery .....	4	106	23	30	53	83	15	23	45
3552	Textile machinery .....	—	—	—	—	—	—	—	—	—
3553	Woodworking machinery .....	1	D	D	D	D	D	D	D	D
3554	Paper industries machinery .....	—	—	—	—	—	—	—	—	—
3555	Printing trades machinery .....	—	—	—	—	—	—	—	—	—
3556	Food products machinery .....	3	D	D	D	D	D	D	D	D
3559	Special industry machinery, nec .....	—	—	—	—	—	—	—	—	—
356	General industrial machinery .....	7	D	D	D	D	D	D	D	D
3561	Pumps & pumping equipment .....	—	—	—	—	—	—	—	—	—
3562	Ball & roller bearings .....	1	D	D	D	D	D	D	D	D
3563	Air & gas compressors .....	—	—	—	—	—	—	—	—	—
3564	Blowers & fans .....	1	D	D	D	D	D	D	D	D
3565	Packaging machinery .....	1	—	—	—	—	—	—	—	—
3566	Speed changers, drives, & gears .....	—	—	—	—	—	—	—	—	—
3567	Industrial furnaces & ovens .....	—	—	—	—	—	—	—	—	—
3568	Power transmission equipment, nec .....	—	—	—	—	—	—	—	—	—
3569	General industrial machinery, nec .....	4	D	D	D	D	D	D	D	D
357	Computer & office equipment .....	10	D	D	D	D	D	D	D	D
3571	Electronic computers .....	4	1 888	252	511	1 125	2 175	282	534	1 359
3572	Computer storage devices .....	1	—	—	—	—	D	D	D	D
3575	Computer terminals .....	—	—	—	—	—	—	—	—	—
3577	Computer peripheral equipment, nec .....	2	D	D	D	D	D	D	D	D
3578	Calculating & accounting equipment .....	—	—	—	—	—	—	—	—	—
3579	Office machines, nec .....	3	D	D	D	D	D	D	D	D
358	Refrigeration & service machinery .....	11	D	D	D	D	D	D	D	D
3581	Automatic merchandising machines .....	—	—	—	—	—	—	—	—	—
3582	Commercial laundry equipment .....	—	—	—	—	—	—	—	—	—
3585	Refrigeration & heating equipment.....	9	D	D	D	D	D	D	D	D
3586	Measuring & dispensing pumps .....	—	—	—	—	—	—	—	—	—
3589	Service industry machinery, nec .....	2	—	—	—	—	—	—	—	—
359	Industrial machinery, nec .....	16	1 193	505	351	337	1 235	605	296	334
3592	Carburetors, pistons, rings, & valves .....	—	—	—	—	—	—	—	—	—
3593	Fluid power cylinders & actuators .....	—	—	—	—	—	—	—	—	—

Table 6. Inventories by Stage of Fabrication by Industry Group and Industry: 1997—Con.

[Detail may not add to total because of rounding. For meaning of abbreviations and symbols, see introductory text. For explanation of terms, see Appendix A]

SIC code	Industry	Establishments (number)	End of 1996				End of 1997			
			Total (\$1,000)	Finished products (\$1,000)	Work in process (\$1,000)	Materials, supplies, etc. (\$1,000)	Total (\$1,000)	Finished products (\$1,000)	Work in process (\$1,000)	Materials, supplies, etc. (\$1,000)
<b>35</b>	<b>Industrial machinery &amp; equipment—Con.</b>									
359	Industrial machinery, nec—Con.									
3594	Fluid power pumps & motors .....	—	—	—	—	—	—	—	—	—
3596	Scales & balances, except laboratory .....	—	—	—	—	—	—	—	—	—
3599	Industrial machinery, nec.....	16	1 193	505	351	337	1 235	605	296	334
<b>36</b>	<b>Electronic &amp; other electric equipment .....</b>	<b>87</b>	<b>476 391</b>	<b>68 205</b>	<b>126 767</b>	<b>281 419</b>	<b>450 817</b>	<b>67 490</b>	<b>134 764</b>	<b>248 563</b>
361	Electric distribution equipment .....	22	50 409	6 258	14 597	29 554	45 155	5 089	15 598	24 468
3612	Transformers .....	7	8 280	639	2 451	5 190	6 839	610	2 189	4 040
3613	Switchgear & switchboard apparatus .....	15	42 129	5 619	12 146	24 364	38 316	4 479	13 409	20 428
362	Electrical industrial apparatus .....	3	D	D	D	D	D	D	D	D
3621	Motors & generators .....	—	—	—	—	—	—	—	—	—
3624	Carbon & graphite products .....	—	—	—	—	—	—	—	—	—
3625	Relays & industrial controls .....	2	D	D	D	D	D	D	D	D
3629	Electrical industrial apparatus, nec .....	1	D	—	D	D	D	—	D	D
363	Household appliances .....	1	D	D	—	D	D	—	D	D
3631	Household cooking equipment .....	—	—	—	—	—	—	—	—	—
3632	Household refrigerators & freezers .....	—	—	—	—	—	—	—	—	—
3633	Household laundry equipment .....	—	—	—	—	—	—	—	—	—
3634	Electric housewares & fans .....	—	—	—	—	—	—	—	—	—
3635	Household vacuum cleaners .....	—	—	—	—	—	—	—	—	—
3639	Household appliances, nec .....	1	D	D	—	D	D	D	—	D
364	Electric lighting & wiring equipment .....	21	78 675	15 167	21 213	42 295	78 845	12 110	31 284	35 451
3641	Electric lamps .....	2	D	D	D	D	D	D	D	D
3643	Current-carrying wiring devices .....	10	64 466	11 972	19 184	33 310	63 875	9 365	28 221	26 289
3644	Noncurrent-carrying wiring devices .....	1	D	D	D	D	D	D	D	D
3645	Residential lighting fixtures .....	6	D	D	D	D	D	D	D	D
3646	Commercial lighting fixtures .....	—	—	—	—	—	—	—	—	—
3647	Vehicular lighting equipment .....	—	—	—	—	—	—	—	—	—
3648	Lighting equipment, nec .....	2	D	D	D	D	D	D	D	D
365	Household audio & video equipment .....	2	—	—	—	—	D	D	D	D
3651	Household audio & video equipment .....	—	—	—	—	—	—	—	—	—
3652	Prerecorded records & tapes .....	2	—	—	—	—	D	D	D	D
366	Communications equipment .....	9	97 349	13 452	21 527	62 370	85 826	14 177	16 596	55 053
3661	Telephone & telegraph apparatus .....	5	D	D	D	D	D	D	D	D
3663	Radio & TV communications equipment .....	3	D	D	D	D	D	D	D	D
3669	Communications equipment, nec .....	1	D	D	D	D	D	D	D	D
367	Electronic components & accessories .....	26	215 673	26 350	62 746	126 577	210 089	30 073	63 527	116 489
3671	Electron tubes .....	2	D	D	D	D	D	D	D	D
3672	Printed circuit boards .....	6	85 410	14 284	21 200	49 926	82 206	13 508	23 798	44 900
3674	Semiconductors & related devices .....	1	D	D	D	D	D	D	D	D
3675	Electronic capacitors .....	—	—	—	—	—	—	—	—	—
3676	Electronic resistors .....	—	—	—	—	—	—	—	—	—
3677	Electronic coils & transformers .....	4	20 744	2 241	5 681	12 822	25 249	1 092	6 083	18 074
3678	Electronic connectors .....	—	—	—	—	—	—	—	—	—
3679	Electronic components, nec .....	13	101 687	8 758	34 512	58 417	94 983	14 406	31 796	48 781
369	Miscellaneous electrical equipment & supplies .....	3	D	D	D	D	D	D	D	D
3691	Storage batteries .....	1	D	D	D	D	D	D	D	D
3692	Primary batteries, dry & wet .....	—	—	—	—	—	—	—	—	—
3694	Engine electrical equipment .....	1	D	D	D	D	D	D	D	D
3695	Magnetic & optical recording media .....	—	—	—	—	—	—	—	—	—
3699	Electrical equipment & supplies, nec .....	1	D	D	D	D	D	D	D	D
<b>37</b>	<b>Transportation equipment .....</b>	<b>34</b>	<b>28 182</b>	<b>3 212</b>	<b>2 495</b>	<b>22 475</b>	<b>21 709</b>	<b>1 941</b>	<b>2 002</b>	<b>17 766</b>
371	Motor vehicles & equipment .....	20	25 724	2 664	2 189	20 871	19 956	1 596	1 759	16 601
3711	Motor vehicles & car bodies .....	2	D	D	D	D	D	D	D	D
3713	Truck & bus bodies .....	2	D	D	D	D	D	D	D	D
3714	Motor vehicle parts & accessories .....	16	25 002	2 393	1 929	20 680	19 474	1 327	1 623	16 524
3715	Truck trailers .....	—	—	—	—	—	—	—	—	—
3716	Motor homes .....	—	—	—	—	—	—	—	—	—
372	Aircraft & parts .....	1	D	D	D	D	D	D	D	D
3721	Aircraft .....	—	—	—	—	—	—	—	—	—
3724	Aircraft engines & engine parts .....	—	—	—	—	—	—	—	—	—
3728	Aircraft parts & equipment, nec .....	1	D	D	D	D	D	D	D	D
373	Ship & boat building & repairing .....	11	D	D	D	D	D	D	D	D
3731	Ship building & repairing .....	2	D	D	D	D	D	D	D	D
3732	Boat building & repairing .....	9	D	D	D	D	D	D	D	D
374	Railroad equipment .....	—	—	—	—	—	—	—	—	—
3743	Railroad equipment .....	—	—	—	—	—	—	—	—	—
375	Motorcycles, bicycles, & parts .....	—	—	—	—	—	—	—	—	—
3751	Motorcycles, bicycles, & parts .....	—	—	—	—	—	—	—	—	—
376	Guided missiles, space vehicles, parts .....	—	—	—	—	—	—	—	—	—
3761	Guided missiles & space vehicles .....	—	—	—	—	—	—	—	—	—
3764	Space propulsion units & parts .....	—	—	—	—	—	—	—	—	—
3769	Space vehicle equipment, nec .....	—	—	—	—	—	—	—	—	—
379	Miscellaneous transportation equipment .....	2	D	D	D	D	D	D	D	D
3792	Travel trailer & campers .....	—	—	—	—	—	—	—	—	—
3795	Tanks & tank components .....	—	—	—	—	—	—	—	—	—
3799	Transportation equipment, nec .....	2	D	D	D	D	D	D	D	D
<b>38</b>	<b>Instruments &amp; related products .....</b>	<b>64</b>	<b>227 717</b>	<b>46 591</b>	<b>72 961</b>	<b>108 165</b>	<b>228 847</b>	<b>49 038</b>	<b>70 911</b>	<b>108 898</b>
381	Search & navigation equipment .....	—	—	—	—	—	—	—	—	—
3812	Search & navigation equipment .....	—	—	—	—	—	—	—	—	—
382	Measuring & controlling devices .....	12	20 640	3 600	6 960	10 080	22 465	4 270	6 838	11 357
3821	Laboratory apparatus & furniture .....	1	D	D	D	D	D	D	D	D
3822	Environmental controls .....	1	D	D	D	D	D	D	D	D
3823	Process control instruments .....	3	2 728	146	274	2 308	3 336	218	406	2 712
3824	Fluid meters & counting devices .....	1	D	D	D	D	D	D	D	D
3825	Instruments to measure electricity .....	2	D	D	D	D	D	D	D	D
3826	Analytical instruments .....	—	—	—	—	—	—	—	—	—
3827	Optical instruments & lenses .....	1	D	D	D	D	D	D	D	D

**Table 6. Inventories by Stage of Fabrication by Industry Group and Industry: 1997—Con.**

[Detail may not add to total because of rounding. For meaning of abbreviations and symbols, see introductory text. For explanation of terms, see Appendix A]

SIC code	Industry	Establishments (number)	End of 1996				End of 1997			
			Total (\$1,000)	Finished products (\$1,000)	Work in process (\$1,000)	Materials, supplies, etc. (\$1,000)	Total (\$1,000)	Finished products (\$1,000)	Work in process (\$1,000)	Materials, supplies, etc. (\$1,000)
<b>38</b>	<b>Instruments &amp; related products—Con.</b>									
382	Measuring & controlling devices—Con.									
3829	Measuring & controlling devices, nec .....	3	D	D	D	D	D	D	D	D
384	Medical instruments & supplies .....	43	187 083	38 422	58 072	90 589	187 027	40 220	57 502	89 305
3841	Surgical & medical instruments .....	24	167 366	35 904	51 597	79 865	166 743	36 758	51 055	78 930
3842	Surgical appliances & supplies .....	19	19 717	2 518	6 475	10 724	20 284	3 462	6 447	10 375
3843	Dental equipment & supplies .....	—	—	—	—	—	—	—	—	—
3844	X-ray apparatus & tubes .....	—	—	—	—	—	—	—	—	—
3845	Electromedical equipment .....	—	—	—	—	—	—	—	—	—
385	Ophthalmic goods .....	8	D	D	D	D	D	D	D	D
3851	Ophthalmic goods .....	8	D	D	D	D	D	D	D	D
386	Photographic equipment & supplies .....	—	—	—	—	—	—	—	—	—
3861	Photographic equipment & supplies .....	—	—	—	—	—	—	—	—	—
387	Watches, clocks, watchcases, & parts .....	1	D	D	D	D	D	D	D	D
3873	Watches, clocks, & watchcases .....	1	D	D	D	D	D	D	D	D
<b>39</b>	<b>Miscellaneous manufacturing industries .....</b>	<b>61</b>	<b>52 767</b>	<b>5 410</b>	<b>10 095</b>	<b>37 262</b>	<b>52 932</b>	<b>6 655</b>	<b>9 982</b>	<b>36 295</b>
391	Jewelry, silverware, & plated ware .....	12	31 298	4 255	3 283	23 760	31 071	5 251	2 427	23 393
3911	Jewelry, precious metal .....	11	D	D	D	D	D	D	D	D
3914	Silverware & plated ware .....	1	D	D	D	D	D	D	D	D
3915	Jewelers' materials & lapidary work .....	—	—	—	—	—	—	—	—	—
393	Musical instruments .....	—	—	—	—	—	—	—	—	—
3931	Musical instruments .....	—	—	—	—	—	—	—	—	—
394	Toys & sporting goods .....	4	D	D	D	D	D	D	D	D
3942	Dolls .....	—	—	—	—	—	—	—	—	—
3944	Games, toys, & children's vehicles .....	—	—	—	—	—	—	—	—	—
3949	Sporting & athletic goods, nec .....	4	D	D	D	D	D	D	D	D
395	Pens, pencils, office, & art supplies .....	1	D	D	D	D	D	D	D	D
3951	Pens & mechanical pencils .....	—	—	—	—	—	—	—	—	—
3952	Lead pencils & art goods .....	—	—	—	—	—	—	—	—	—
3953	Marking devices .....	1	D	D	D	D	D	D	D	D
3955	Carbon paper & inked ribbons .....	—	—	—	—	—	—	—	—	—
396	Costume jewelry & notions .....	8	D	D	D	D	D	D	D	D
3961	Costume jewelry .....	6	D	D	D	D	D	D	D	D
3965	Fasteners, buttons, needles, & pins .....	2	D	D	D	D	D	D	D	D
399	Miscellaneous mfg .....	36	6 435	1 057	1 381	3 997	8 459	1 232	1 697	5 530
3991	Brooms & brushes .....	1	D	D	—	D	D	D	—	D
3993	Signs & advertising displays .....	20	1 453	230	310	913	2 064	288	495	1 281
3995	Burial caskets .....	3	D	D	D	D	D	D	D	D
3996	Hard surface floor coverings .....	—	—	—	—	—	—	—	—	—
3999	Mfg industries, nec .....	12	4 021	629	920	2 472	5 290	622	1 023	3 645

**Table 7. Selected Statistics by Employment Size of Establishment for Industry Groups: 1997 and 1992**

[Detail may not add to total because of rounding. For meaning of abbreviations and symbols, see introductory text. For explanation of terms, see Appendix A]

SIC code	Industry group and employment size of establishment	Establishments (number)	All employees+		Value added by manufacture (\$1,000)	Value of shipments (\$1,000)
			Total (number)	Payroll (\$1,000)		
<b>1997</b>	<b>All manufacturing industries</b> .....	<b>2 092</b>	<b>163 605</b>	<b>3 318 862</b>	<b>36 426 559</b>	<b>46 875 995</b>
	Establishments with an average of—					
	1 to 4 employees .....	545	1 314	12 402	74 468	115 575
	5 to 9 employees .....	266	1 817	23 389	102 614	171 258
	10 to 19 employees .....	379	5 237	70 631	361 316	562 016
	20 to 49 employees .....	384	12 004	186 606	1 440 086	2 224 613
	50 to 99 employees .....	168	11 813	204 553	1 714 258	2 442 466
	100 to 249 employees .....	167	26 454	558 554	6 966 466	9 302 234
	250 to 499 employees .....	109	38 303	843 626	7 966 749	10 503 543
	500 employees or more .....	74	66 663	1 419 101	17 800 602	21 554 290
<b>20</b>	<b>Food &amp; kindred products</b> .....	<b>287</b>	<b>18 094</b>	<b>351 826</b>	<b>3 531 542</b>	<b>5 332 954</b>
	Establishments with an average of—					
	1 to 4 employees .....	75	194	1 491	15 340	20 974
	5 to 9 employees .....	45	292	2 831	16 209	23 797
	10 to 19 employees .....	54	725	7 925	39 353	70 636
	20 to 49 employees .....	55	1 667	26 730	192 177	315 697
	50 to 99 employees .....	25	1 688	30 146	201 230	348 776
	100 to 249 employees .....	15	2 282	50 478	1 618 491	2 653 699
	250 to 499 employees .....	13	4 755	130 026	1 817 924	1 131 110
	500 employees or more .....	5	6 491	102 199	630 818	768 265
<b>201</b>	<b>Meat products</b> .....	<b>18</b>	<b>1 706</b>	<b>27 266</b>	<b>128 446</b>	<b>178 442</b>
	Establishments with an average of—					
	1 to 4 employees .....	3	a	D	D	D
	5 to 9 employees .....	1	a	D	D	D
	10 to 19 employees .....	2	b	D	D	D
	20 to 49 employees .....	3	c	D	D	D
	50 to 99 employees .....	7	e	D	D	D
	100 to 249 employees .....	—	—	—	—	—
	250 to 499 employees .....	1	e	D	D	D
	500 employees or more .....	1	f	D	D	D
<b>202</b>	<b>Dairy products</b> .....	<b>22</b>	<b>1 814</b>	<b>40 488</b>	<b>246 106</b>	<b>333 075</b>
	Establishments with an average of—					
	1 to 4 employees .....	6	a	D	D	D
	5 to 9 employees .....	3	a	D	D	D
	10 to 19 employees .....	4	b	D	D	D
	20 to 49 employees .....	3	b	D	D	D
	50 to 99 employees .....	—	—	—	—	—
	100 to 249 employees .....	3	419	8 574	64 622	88 594
	250 to 499 employees .....	2	f	D	D	D
	500 employees or more .....	1	f	D	D	D
<b>203</b>	<b>Preserved fruits &amp; vegetables</b> .....	<b>36</b>	<b>1 154</b>	<b>17 011</b>	<b>65 400</b>	<b>187 054</b>
	Establishments with an average of—					
	1 to 4 employees .....	7	a	D	D	D
	5 to 9 employees .....	6	b	D	D	D
	10 to 19 employees .....	10	c	D	D	D
	20 to 49 employees .....	6	c	D	D	D
	50 to 99 employees .....	3	239	4 414	21 089	36 498
	100 to 249 employees .....	4	547	8 671	20 484	111 435
	250 to 499 employees .....	—	—	—	—	—
	500 employees or more .....	—	—	—	—	—
<b>204</b>	<b>Grain mill products</b> .....	<b>23</b>	<b>994</b>	<b>20 708</b>	<b>178 375</b>	<b>292 698</b>
	Establishments with an average of—					
	1 to 4 employees .....	3	a	D	D	D
	5 to 9 employees .....	2	a	D	D	D
	10 to 19 employees .....	5	70	789	5 635	14 719
	20 to 49 employees .....	8	e	D	D	D
	50 to 99 employees .....	3	198	3 736	46 775	68 920
	100 to 249 employees .....	1	c	D	D	D
	250 to 499 employees .....	1	e	D	D	D
	500 employees or more .....	—	—	—	—	—
<b>205</b>	<b>Bakery products</b> .....	<b>66</b>	<b>2 181</b>	<b>38 231</b>	<b>135 986</b>	<b>192 592</b>
	Establishments with an average of—					
	1 to 4 employees .....	28	b	D	D	D
	5 to 9 employees .....	14	b	D	D	D
	10 to 19 employees .....	14	c	D	D	D
	20 to 49 employees .....	3	b	D	D	D
	50 to 99 employees .....	3	c	D	D	D
	100 to 249 employees .....	2	e	D	D	D
	250 to 499 employees .....	1	e	D	D	D
	500 employees or more .....	1	f	D	D	D
<b>206</b>	<b>Sugar &amp; confectionery products</b> .....	<b>18</b>	<b>826</b>	<b>22 209</b>	<b>89 947</b>	<b>153 374</b>
	Establishments with an average of—					
	1 to 4 employees .....	6	14	68	450	630
	5 to 9 employees .....	3	20	192	651	945
	10 to 19 employees .....	1	a	D	D	D
	20 to 49 employees .....	6	c	D	D	D
	50 to 99 employees .....	—	—	—	—	—
	100 to 249 employees .....	1	c	D	D	D
	250 to 499 employees .....	1	e	D	D	D
	500 employees or more .....	—	—	—	—	—



**Table 7. Selected Statistics by Employment Size of Establishment for Industry Groups: 1997 and 1992—Con.**

[Detail may not add to total because of rounding. For meaning of abbreviations and symbols, see introductory text. For explanation of terms, see Appendix A]

SIC code	Industry group and employment size of establishment	Establishments (number)	All employees+		Value added by manufacture (\$1,000)	Value of shipments (\$1,000)
			Total (number)	Payroll (\$1,000)		
	<b>1997—Con.</b>					
<b>20</b>	<b>Food &amp; kindred products—Con.</b>					
207	Fats & oils .....	3	279	6 039	37 458	65 468
	Establishments with an average of—					
	1 to 4 employees .....	—	—	—	—	—
	5 to 9 employees .....	—	—	—	—	—
	10 to 19 employees .....	1	a	D	D	D
	20 to 49 employees .....	1	b	D	D	D
	50 to 99 employees .....	—	—	—	—	—
	100 to 249 employees .....	1	c	D	D	D
	250 to 499 employees .....	—	—	—	—	—
	500 employees or more .....	—	—	—	—	—
208	Beverages .....	49	3 336	93 032	2 062 554	3 202 171
	Establishments with an average of—					
	1 to 4 employees .....	8	b	D	D	D
	5 to 9 employees .....	5	b	D	D	D
	10 to 19 employees .....	8	c	D	D	D
	20 to 49 employees .....	15	e	D	D	D
	50 to 99 employees .....	5	e	D	D	D
	100 to 249 employees .....	2	e	D	D	D
	250 to 499 employees .....	6	2 115	67 111	533 086	736 505
	500 employees or more .....	—	—	—	—	—
209	Miscellaneous food & kindred products .....	52	5 804	86 842	587 270	728 080
	Establishments with an average of—					
	1 to 4 employees .....	14	36	271	1 588	2 554
	5 to 9 employees .....	11	73	509	1 630	3 369
	10 to 19 employees .....	9	c	D	D	D
	20 to 49 employees .....	10	e	D	D	D
	50 to 99 employees .....	4	265	4 792	58 732	72 795
	100 to 249 employees .....	1	c	D	D	D
	250 to 499 employees .....	1	e	D	D	D
	500 employees or more .....	2	h	D	D	D
<b>21</b>	<b>Tobacco products .....</b>	<b>4</b>	<b>g</b>	<b>D</b>	<b>D</b>	<b>D</b>
	Establishments with an average of—					
	1 to 4 employees .....	1	a	D	D	D
	5 to 9 employees .....	—	—	—	—	—
	10 to 19 employees .....	1	a	D	D	D
	20 to 49 employees .....	—	—	—	—	—
	50 to 99 employees .....	—	—	—	—	—
	100 to 249 employees .....	—	—	—	—	—
	250 to 499 employees .....	1	e	D	D	D
	500 employees or more .....	1	f	D	D	D
211	Cigarettes .....	1	e	D	D	D
	Establishments with an average of—					
	1 to 4 employees .....	—	—	—	—	—
	5 to 9 employees .....	—	—	—	—	—
	10 to 19 employees .....	—	—	—	—	—
	20 to 49 employees .....	—	—	—	—	—
	50 to 99 employees .....	—	—	—	—	—
	100 to 249 employees .....	—	—	—	—	—
	250 to 499 employees .....	1	e	D	D	D
	500 employees or more .....	—	—	—	—	—
212	Cigars .....	3	f	D	D	D
	Establishments with an average of—					
	1 to 4 employees .....	1	a	D	D	D
	5 to 9 employees .....	—	—	—	—	—
	10 to 19 employees .....	1	a	D	D	D
	20 to 49 employees .....	—	—	—	—	—
	50 to 99 employees .....	—	—	—	—	—
	100 to 249 employees .....	—	—	—	—	—
	250 to 499 employees .....	—	—	—	—	—
	500 employees or more .....	1	f	D	D	D
213	Chewing & smoking tobacco .....	—	—	—	—	—
	Establishments with an average of—					
	1 to 4 employees .....	—	—	—	—	—
	5 to 9 employees .....	—	—	—	—	—
	10 to 19 employees .....	—	—	—	—	—
	20 to 49 employees .....	—	—	—	—	—
	50 to 99 employees .....	—	—	—	—	—
	100 to 249 employees .....	—	—	—	—	—
	250 to 499 employees .....	—	—	—	—	—
	500 employees or more .....	—	—	—	—	—
214	Tobacco stemming & redrying .....	—	—	—	—	—
	Establishments with an average of—					
	1 to 4 employees .....	—	—	—	—	—
	5 to 9 employees .....	—	—	—	—	—
	10 to 19 employees .....	—	—	—	—	—
	20 to 49 employees .....	—	—	—	—	—
	50 to 99 employees .....	—	—	—	—	—
	100 to 249 employees .....	—	—	—	—	—
	250 to 499 employees .....	—	—	—	—	—
	500 employees or more .....	—	—	—	—	—

**Table 7. Selected Statistics by Employment Size of Establishment for Industry Groups: 1997 and 1992—Con.**

[Detail may not add to total because of rounding. For meaning of abbreviations and symbols, see introductory text. For explanation of terms, see Appendix A]

SIC code	Industry group and employment size of establishment	Establishments (number)	All employees+		Value added by manufacture (\$1,000)	Value of shipments (\$1,000)
			Total (number)	Payroll (\$1,000)		
	<b>1997—Con.</b>					
22	<b>Textile mill products</b> .....	<b>20</b>	<b>2 555</b>	<b>31 872</b>	<b>88 871</b>	<b>129 403</b>
	Establishments with an average of—					
	1 to 4 employees .....	3	a	D	D	D
	5 to 9 employees .....	5	b	D	D	D
	10 to 19 employees .....	2	b	D	D	D
	20 to 49 employees .....	2	b	D	D	D
	50 to 99 employees .....	5	428	7 748	30 435	46 587
	100 to 249 employees .....	—	—	—	—	—
	250 to 499 employees .....	2	f	D	D	D
	500 employees or more .....	1	g	D	D	D
221	Broadwoven fabric mills, cotton .....	1	a	D	D	D
	Establishments with an average of—					
	1 to 4 employees .....	—	—	—	—	—
	5 to 9 employees .....	1	a	D	D	D
	10 to 19 employees .....	—	—	—	—	—
	20 to 49 employees .....	—	—	—	—	—
	50 to 99 employees .....	—	—	—	—	—
	100 to 249 employees .....	—	—	—	—	—
	250 to 499 employees .....	—	—	—	—	—
	500 employees or more .....	—	—	—	—	—
222	Broadwoven fabric mills, manmade fiber & silk .....	1	a	D	D	D
	Establishments with an average of—					
	1 to 4 employees .....	1	a	D	D	D
	5 to 9 employees .....	—	—	—	—	—
	10 to 19 employees .....	—	—	—	—	—
	20 to 49 employees .....	—	—	—	—	—
	50 to 99 employees .....	—	—	—	—	—
	100 to 249 employees .....	—	—	—	—	—
	250 to 499 employees .....	—	—	—	—	—
	500 employees or more .....	—	—	—	—	—
223	Broadwoven fabric mills, wool .....	—	—	—	—	—
	Establishments with an average of—					
	1 to 4 employees .....	—	—	—	—	—
	5 to 9 employees .....	—	—	—	—	—
	10 to 19 employees .....	—	—	—	—	—
	20 to 49 employees .....	—	—	—	—	—
	50 to 99 employees .....	—	—	—	—	—
	100 to 249 employees .....	—	—	—	—	—
	250 to 499 employees .....	—	—	—	—	—
	500 employees or more .....	—	—	—	—	—
224	Narrow fabric mills .....	—	—	—	—	—
	Establishments with an average of—					
	1 to 4 employees .....	—	—	—	—	—
	5 to 9 employees .....	—	—	—	—	—
	10 to 19 employees .....	—	—	—	—	—
	20 to 49 employees .....	—	—	—	—	—
	50 to 99 employees .....	—	—	—	—	—
	100 to 249 employees .....	—	—	—	—	—
	250 to 499 employees .....	—	—	—	—	—
	500 employees or more .....	—	—	—	—	—
225	Knitting mills .....	8	2 138	24 683	60 816	88 552
	Establishments with an average of—					
	1 to 4 employees .....	2	a	D	D	D
	5 to 9 employees .....	1	a	D	D	D
	10 to 19 employees .....	—	—	—	—	—
	20 to 49 employees .....	1	b	D	D	D
	50 to 99 employees .....	1	b	D	D	D
	100 to 249 employees .....	—	—	—	—	—
	250 to 499 employees .....	2	f	D	D	D
	500 employees or more .....	1	g	D	D	D
226	Textile finishing, except wool .....	3	b	D	D	D
	Establishments with an average of—					
	1 to 4 employees .....	—	—	—	—	—
	5 to 9 employees .....	2	a	D	D	D
	10 to 19 employees .....	—	—	—	—	—
	20 to 49 employees .....	—	—	—	—	—
	50 to 99 employees .....	1	b	D	D	D
	100 to 249 employees .....	—	—	—	—	—
	250 to 499 employees .....	—	—	—	—	—
	500 employees or more .....	—	—	—	—	—
227	Carpets & rugs .....	1	a	D	D	D
	Establishments with an average of—					
	1 to 4 employees .....	—	—	—	—	—
	5 to 9 employees .....	—	—	—	—	—
	10 to 19 employees .....	1	a	D	D	D
	20 to 49 employees .....	—	—	—	—	—
	50 to 99 employees .....	—	—	—	—	—
	100 to 249 employees .....	—	—	—	—	—
	250 to 499 employees .....	—	—	—	—	—
	500 employees or more .....	—	—	—	—	—

**Table 7. Selected Statistics by Employment Size of Establishment for Industry Groups: 1997 and 1992—Con.**

[Detail may not add to total because of rounding. For meaning of abbreviations and symbols, see introductory text. For explanation of terms, see Appendix A]

SIC code	Industry group and employment size of establishment	Establishments (number)	All employees+		Value added by manufacture (\$1,000)	Value of shipments (\$1,000)
			Total (number)	Payroll (\$1,000)		
	<b>1997—Con.</b>					
<b>22</b>	<b>Textile mill products—Con.</b>					
228	Yarn & thread mills .....	1	b	D	D	D
	Establishments with an average of—					
	1 to 4 employees .....	—	—	—	—	—
	5 to 9 employees .....	—	—	—	—	—
	10 to 19 employees .....	—	—	—	—	—
	20 to 49 employees .....	—	—	—	—	—
	50 to 99 employees .....	1	b	D	D	D
	100 to 249 employees .....	—	—	—	—	—
	250 to 499 employees .....	—	—	—	—	—
	500 employees or more .....	—	—	—	—	—
229	Miscellaneous textile goods .....	5	214	2 211	6 136	8 401
	Establishments with an average of—					
	1 to 4 employees .....	—	—	—	—	—
	5 to 9 employees .....	1	a	D	D	D
	10 to 19 employees .....	1	a	D	D	D
	20 to 49 employees .....	1	b	D	D	D
	50 to 99 employees .....	2	c	D	D	D
	100 to 249 employees .....	—	—	—	—	—
	250 to 499 employees .....	—	—	—	—	—
	500 employees or more .....	—	—	—	—	—
<b>23</b>	<b>Apparel &amp; other textile products .....</b>	<b>223</b>	<b>21 818</b>	<b>232 521</b>	<b>678 159</b>	<b>1 079 676</b>
	Establishments with an average of—					
	1 to 4 employees .....	41	105	705	5 344	5 865
	5 to 9 employees .....	24	172	1 804	6 964	10 753
	10 to 19 employees .....	37	539	5 855	14 776	24 693
	20 to 49 employees .....	41	1 341	14 201	38 264	65 387
	50 to 99 employees .....	25	1 769	17 512	34 452	55 997
	100 to 249 employees .....	25	3 930	40 796	101 389	160 441
	250 to 499 employees .....	18	5 941	64 583	173 659	260 027
	500 employees or more .....	12	8 021	87 065	303 311	496 513
231	Men's & boys' suits & coats .....	10	1 415	16 547	30 232	54 937
	Establishments with an average of—					
	1 to 4 employees .....	1	a	D	D	D
	5 to 9 employees .....	—	—	—	—	—
	10 to 19 employees .....	—	—	—	—	—
	20 to 49 employees .....	—	—	—	—	—
	50 to 99 employees .....	5	e	D	D	D
	100 to 249 employees .....	1	c	D	D	D
	250 to 499 employees .....	3	f	D	D	D
	500 employees or more .....	—	—	—	—	—
232	Men's & boys' furnishings .....	69	9 312	103 964	306 647	454 364
	Establishments with an average of—					
	1 to 4 employees .....	12	32	237	1 246	2 050
	5 to 9 employees .....	7	47	830	3 922	5 567
	10 to 19 employees .....	8	115	1 987	5 529	8 612
	20 to 49 employees .....	11	386	4 732	16 114	26 752
	50 to 99 employees .....	7	490	4 600	11 985	18 054
	100 to 249 employees .....	10	1 754	19 193	54 600	84 872
	250 to 499 employees .....	8	2 839	29 555	87 998	109 678
	500 employees or more .....	6	3 649	42 830	125 253	198 779
233	Women's & children's outerwear .....	52	1 829	17 576	54 211	87 060
	Establishments with an average of—					
	1 to 4 employees .....	10	26	248	1 482	2 106
	5 to 9 employees .....	10	b	D	D	D
	10 to 19 employees .....	13	c	D	D	D
	20 to 49 employees .....	13	462	4 335	9 061	16 810
	50 to 99 employees .....	3	183	1 732	3 897	6 495
	100 to 249 employees .....	2	e	D	D	D
	250 to 499 employees .....	—	—	—	—	—
	500 employees or more .....	1	f	D	D	D
234	Women's & children's undergarments .....	35	6 719	69 421	216 644	374 794
	Establishments with an average of—					
	1 to 4 employees .....	1	a	D	D	D
	5 to 9 employees .....	—	—	—	—	—
	10 to 19 employees .....	3	b	D	D	D
	20 to 49 employees .....	5	c	D	D	D
	50 to 99 employees .....	7	e	D	D	D
	100 to 249 employees .....	9	1 193	11 185	17 814	37 627
	250 to 499 employees .....	6	1 892	20 164	55 972	95 433
	500 employees or more .....	4	h	D	D	D
235	Hats, caps, & millinery .....	1	a	D	D	D
	Establishments with an average of—					
	1 to 4 employees .....	—	—	—	—	—
	5 to 9 employees .....	—	—	—	—	—
	10 to 19 employees .....	1	a	D	D	D
	20 to 49 employees .....	—	—	—	—	—
	50 to 99 employees .....	—	—	—	—	—
	100 to 249 employees .....	—	—	—	—	—
	250 to 499 employees .....	—	—	—	—	—
	500 employees or more .....	—	—	—	—	—

**Table 7. Selected Statistics by Employment Size of Establishment for Industry Groups: 1997 and 1992—Con.**

[Detail may not add to total because of rounding. For meaning of abbreviations and symbols, see introductory text. For explanation of terms, see Appendix A]

SIC code	Industry group and employment size of establishment	Establishments (number)	All employees+		Value added by manufacture (\$1,000)	Value of shipments (\$1,000)
			Total (number)	Payroll (\$1,000)		
	<b>1997—Con.</b>					
<b>23</b>	<b>Apparel &amp; other textile products—Con.</b>					
236	Girls' & children's outerwear.....	10	477	3 829	16 057	19 527
	Establishments with an average of—					
	1 to 4 employees .....	4	13	65	216	333
	5 to 9 employees .....	1	a	D	D	D
	10 to 19 employees .....	1	a	D	D	D
	20 to 49 employees .....	2	b	D	D	D
	50 to 99 employees .....	—	—	—	—	—
	100 to 249 employees .....	2	e	D	D	D
	250 to 499 employees .....	—	—	—	—	—
	500 employees or more .....	—	—	—	—	—
237	Fur goods.....	—	—	—	—	—
	Establishments with an average of—					
	1 to 4 employees .....	—	—	—	—	—
	5 to 9 employees .....	—	—	—	—	—
	10 to 19 employees .....	—	—	—	—	—
	20 to 49 employees .....	—	—	—	—	—
	50 to 99 employees .....	—	—	—	—	—
	100 to 249 employees .....	—	—	—	—	—
	250 to 499 employees .....	—	—	—	—	—
	500 employees or more .....	—	—	—	—	—
238	Miscellaneous apparel & accessories.....	3	c	D	D	D
	Establishments with an average of—					
	1 to 4 employees .....	1	a	D	D	D
	5 to 9 employees .....	—	—	—	—	—
	10 to 19 employees .....	—	—	—	—	—
	20 to 49 employees .....	1	b	D	D	D
	50 to 99 employees .....	1	b	D	D	D
	100 to 249 employees .....	—	—	—	—	—
	250 to 499 employees .....	—	—	—	—	—
	500 employees or more .....	—	—	—	—	—
239	Miscellaneous fabricated textile products.....	43	1 927	19 720	51 021	83 699
	Establishments with an average of—					
	1 to 4 employees .....	12	b	D	D	D
	5 to 9 employees .....	6	49	451	1 108	2 187
	10 to 19 employees .....	11	172	1 731	4 953	7 866
	20 to 49 employees .....	9	c	D	D	D
	50 to 99 employees .....	2	c	D	D	D
	100 to 249 employees .....	1	c	D	D	D
	250 to 499 employees .....	1	e	D	D	D
	500 employees or more .....	1	f	D	D	D
<b>24</b>	<b>Lumber &amp; wood products .....</b>	<b>117</b>	<b>g</b>	<b>D</b>	<b>D</b>	<b>D</b>
	Establishments with an average of—					
	1 to 4 employees .....	59	134	899	2 684	4 873
	5 to 9 employees .....	22	145	1 328	4 239	7 629
	10 to 19 employees .....	18	254	2 783	8 256	16 616
	20 to 49 employees .....	14	e	D	D	D
	50 to 99 employees .....	1	b	D	D	D
	100 to 249 employees .....	3	419	4 397	18 240	25 027
	250 to 499 employees .....	—	—	—	—	—
	500 employees or more .....	—	—	—	—	—
241	Logging .....	—	—	—	—	—
	Establishments with an average of—					
	1 to 4 employees .....	—	—	—	—	—
	5 to 9 employees .....	—	—	—	—	—
	10 to 19 employees .....	—	—	—	—	—
	20 to 49 employees .....	—	—	—	—	—
	50 to 99 employees .....	—	—	—	—	—
	100 to 249 employees .....	—	—	—	—	—
	250 to 499 employees .....	—	—	—	—	—
	500 employees or more .....	—	—	—	—	—
242	Sawmills & planing mills .....	1	a	D	D	D
	Establishments with an average of—					
	1 to 4 employees .....	1	a	D	D	D
	5 to 9 employees .....	—	—	—	—	—
	10 to 19 employees .....	—	—	—	—	—
	20 to 49 employees .....	—	—	—	—	—
	50 to 99 employees .....	—	—	—	—	—
	100 to 249 employees .....	—	—	—	—	—
	250 to 499 employees .....	—	—	—	—	—
	500 employees or more .....	—	—	—	—	—
243	Millwork, plywood, & structural members.....	99	1 174	11 574	40 526	64 873
	Establishments with an average of—					
	1 to 4 employees .....	54	c	D	D	D
	5 to 9 employees .....	18	116	1 038	2 574	5 461
	10 to 19 employees .....	15	212	2 194	7 129	13 890
	20 to 49 employees .....	8	231	2 060	7 197	11 259
	50 to 99 employees .....	1	b	D	D	D
	100 to 249 employees .....	3	419	4 397	18 240	25 027
	250 to 499 employees .....	—	—	—	—	—
	500 employees or more .....	—	—	—	—	—

**Table 7. Selected Statistics by Employment Size of Establishment for Industry Groups: 1997 and 1992—Con.**

[Detail may not add to total because of rounding. For meaning of abbreviations and symbols, see introductory text. For explanation of terms, see Appendix A]

SIC code	Industry group and employment size of establishment	Establishments (number)	All employees+		Value added by manufacture (\$1,000)	Value of shipments (\$1,000)	
			Total (number)	Payroll (\$1,000)			
	<b>1997—Con.</b>						
<b>24</b>	<b>Lumber &amp; wood products—Con.</b>						
244	Wood containers.....	10	c	D	D	D	
	Establishments with an average of—						
	1 to 4 employees.....	3	a	D	D	D	
	5 to 9 employees.....	2	a	D	D	D	
	10 to 19 employees.....	1	a	D	D	D	
	20 to 49 employees.....	4	c	D	D	D	
	50 to 99 employees.....	—	—	—	—	—	
	100 to 249 employees.....	—	—	—	—	—	
	250 to 499 employees.....	—	—	—	—	—	
	500 employees or more.....	—	—	—	—	—	
245	Wood buildings & mobile homes.....	2	a	D	D	D	
	Establishments with an average of—						
	1 to 4 employees.....	1	a	D	D	D	
	5 to 9 employees.....	1	a	D	D	D	
	10 to 19 employees.....	—	—	—	—	—	
	20 to 49 employees.....	—	—	—	—	—	
	50 to 99 employees.....	—	—	—	—	—	
	100 to 249 employees.....	—	—	—	—	—	
	250 to 499 employees.....	—	—	—	—	—	
	500 employees or more.....	—	—	—	—	—	
249	Miscellaneous wood products.....	5	c	D	D	D	
	Establishments with an average of—						
	1 to 4 employees.....	—	—	—	—	—	
	5 to 9 employees.....	1	a	D	D	D	
	10 to 19 employees.....	2	b	D	D	D	
	20 to 49 employees.....	2	b	D	D	D	
	50 to 99 employees.....	—	—	—	—	—	
	100 to 249 employees.....	—	—	—	—	—	
	250 to 499 employees.....	—	—	—	—	—	
	500 employees or more.....	—	—	—	—	—	
<b>25</b>	<b>Furniture &amp; fixtures.....</b>	<b>146</b>		<b>2 472</b>	<b>29 659</b>	<b>96 817</b>	<b>164 696</b>
	Establishments with an average of—						
	1 to 4 employees.....	55	c	D	D	D	
	5 to 9 employees.....	25	167	1 512	4 545	8 179	
	10 to 19 employees.....	30	377	4 250	14 687	25 094	
	20 to 49 employees.....	27	775	9 680	33 695	59 187	
	50 to 99 employees.....	6	402	5 846	16 356	27 957	
	100 to 249 employees.....	3	f	D	D	D	
	250 to 499 employees.....	—	—	—	—	—	
	500 employees or more.....	—	—	—	—	—	
251	Household furniture.....	112		1 776	20 186	63 517	109 903
	Establishments with an average of—						
	1 to 4 employees.....	44	c	D	D	D	
	5 to 9 employees.....	18	c	D	D	D	
	10 to 19 employees.....	24	302	2 924	8 182	14 560	
	20 to 49 employees.....	20	591	7 279	27 315	48 435	
	50 to 99 employees.....	4	e	D	D	D	
	100 to 249 employees.....	2	e	D	D	D	
	250 to 499 employees.....	—	—	—	—	—	
	500 employees or more.....	—	—	—	—	—	
252	Office furniture.....	7		352	5 053	17 082	28 062
	Establishments with an average of—						
	1 to 4 employees.....	1	a	D	D	D	
	5 to 9 employees.....	2	a	D	D	D	
	10 to 19 employees.....	1	a	D	D	D	
	20 to 49 employees.....	1	b	D	D	D	
	50 to 99 employees.....	1	b	D	D	D	
	100 to 249 employees.....	1	c	D	D	D	
	250 to 499 employees.....	—	—	—	—	—	
	500 employees or more.....	—	—	—	—	—	
253	Public building & related furniture.....	9		168	1 882	7 126	12 280
	Establishments with an average of—						
	1 to 4 employees.....	2	a	D	D	D	
	5 to 9 employees.....	3	b	D	D	D	
	10 to 19 employees.....	—	—	—	—	—	
	20 to 49 employees.....	3	82	899	2 450	4 060	
	50 to 99 employees.....	1	b	D	D	D	
	100 to 249 employees.....	—	—	—	—	—	
	250 to 499 employees.....	—	—	—	—	—	
	500 employees or more.....	—	—	—	—	—	
254	Partitions & fixtures.....	8		46	772	4 534	7 133
	Establishments with an average of—						
	1 to 4 employees.....	5	a	D	D	D	
	5 to 9 employees.....	1	a	D	D	D	
	10 to 19 employees.....	2	b	D	D	D	
	20 to 49 employees.....	—	—	—	—	—	
	50 to 99 employees.....	—	—	—	—	—	
	100 to 249 employees.....	—	—	—	—	—	
	250 to 499 employees.....	—	—	—	—	—	
	500 employees or more.....	—	—	—	—	—	

**Table 7. Selected Statistics by Employment Size of Establishment for Industry Groups: 1997 and 1992—Con.**

[Detail may not add to total because of rounding. For meaning of abbreviations and symbols, see introductory text. For explanation of terms, see Appendix A]

SIC code	Industry group and employment size of establishment	Establishments (number)	All employees+		Value added by manufacture (\$1,000)	Value of shipments (\$1,000)
			Total (number)	Payroll (\$1,000)		
	<b>1997—Con.</b>					
<b>25</b>	<b>Furniture &amp; fixtures—Con.</b>					
259	Miscellaneous furniture & fixtures .....	10	130	1 766	4 558	7 318
	Establishments with an average of—					
	1 to 4 employees .....	3	a	D	D	D
	5 to 9 employees .....	1	a	D	D	D
	10 to 19 employees .....	3	39	583	1 787	2 927
	20 to 49 employees .....	3	b	D	D	D
	50 to 99 employees .....	—	—	—	—	—
	100 to 249 employees .....	—	—	—	—	—
	250 to 499 employees .....	—	—	—	—	—
	500 employees or more .....	—	—	—	—	—
<b>26</b>	<b>Paper &amp; allied products .....</b>	<b>41</b>	<b>2 152</b>	<b>42 773</b>	<b>162 318</b>	<b>283 326</b>
	Establishments with an average of—					
	1 to 4 employees .....	2	a	D	D	D
	5 to 9 employees .....	4	b	D	D	D
	10 to 19 employees .....	7	93	1 572	24 354	40 416
	20 to 49 employees .....	12	372	5 869	26 467	51 744
	50 to 99 employees .....	10	747	15 303	45 473	95 705
	100 to 249 employees .....	6	907	19 612	64 180	92 945
	250 to 499 employees .....	—	—	—	—	—
	500 employees or more .....	—	—	—	—	—
261	Pulp mills .....	—	—	—	—	—
	Establishments with an average of—					
	1 to 4 employees .....	—	—	—	—	—
	5 to 9 employees .....	—	—	—	—	—
	10 to 19 employees .....	—	—	—	—	—
	20 to 49 employees .....	—	—	—	—	—
	50 to 99 employees .....	—	—	—	—	—
	100 to 249 employees .....	—	—	—	—	—
	250 to 499 employees .....	—	—	—	—	—
	500 employees or more .....	—	—	—	—	—
262	Paper mills .....	4	90	985	5 824	8 053
	Establishments with an average of—					
	1 to 4 employees .....	1	a	D	D	D
	5 to 9 employees .....	—	—	—	—	—
	10 to 19 employees .....	1	a	D	D	D
	20 to 49 employees .....	2	b	D	D	D
	50 to 99 employees .....	—	—	—	—	—
	100 to 249 employees .....	—	—	—	—	—
	250 to 499 employees .....	—	—	—	—	—
	500 employees or more .....	—	—	—	—	—
263	Paperboard mills .....	6	128	2 652	25 594	44 919
	Establishments with an average of—					
	1 to 4 employees .....	—	—	—	—	—
	5 to 9 employees .....	1	a	D	D	D
	10 to 19 employees .....	2	b	D	D	D
	20 to 49 employees .....	2	b	D	D	D
	50 to 99 employees .....	1	b	D	D	D
	100 to 249 employees .....	—	—	—	—	—
	250 to 499 employees .....	—	—	—	—	—
	500 employees or more .....	—	—	—	—	—
265	Paperboard containers & boxes .....	19	1 432	29 682	101 760	183 325
	Establishments with an average of—					
	1 to 4 employees .....	1	a	D	D	D
	5 to 9 employees .....	1	a	D	D	D
	10 to 19 employees .....	1	a	D	D	D
	20 to 49 employees .....	5	146	2 282	10 391	27 670
	50 to 99 employees .....	5	356	7 507	24 639	59 846
	100 to 249 employees .....	6	907	19 612	64 180	92 945
	250 to 499 employees .....	—	—	—	—	—
	500 employees or more .....	—	—	—	—	—
267	Miscellaneous converted paper products .....	12	502	9 454	29 140	47 029
	Establishments with an average of—					
	1 to 4 employees .....	—	—	—	—	—
	5 to 9 employees .....	2	a	D	D	D
	10 to 19 employees .....	3	b	D	D	D
	20 to 49 employees .....	3	107	1 781	6 901	10 891
	50 to 99 employees .....	4	e	D	D	D
	100 to 249 employees .....	—	—	—	—	—
	250 to 499 employees .....	—	—	—	—	—
	500 employees or more .....	—	—	—	—	—
<b>27</b>	<b>Printing &amp; publishing .....</b>	<b>208</b>	<b>6 469</b>	<b>126 166</b>	<b>430 227</b>	<b>712 753</b>
	Establishments with an average of—					
	1 to 4 employees .....	88	194	2 029	8 222	13 171
	5 to 9 employees .....	40	275	3 798	11 613	19 290
	10 to 19 employees .....	37	499	8 314	23 253	39 257
	20 to 49 employees .....	27	775	13 325	40 681	67 474
	50 to 99 employees .....	5	348	6 046	17 765	37 380
	100 to 249 employees .....	8	1 375	28 145	96 847	149 772
	250 to 499 employees .....	—	—	—	—	—
	500 employees or more .....	3	3 003	64 509	231 846	386 409

**Table 7. Selected Statistics by Employment Size of Establishment for Industry Groups: 1997 and 1992—Con.**

[Detail may not add to total because of rounding. For meaning of abbreviations and symbols, see introductory text. For explanation of terms, see Appendix A]

SIC code	Industry group and employment size of establishment	Establishments (number)	All employees+		Value added by manufacture (\$1,000)	Value of shipments (\$1,000)
			Total (number)	Payroll (\$1,000)		
	<b>1997—Con.</b>					
<b>27</b>	<b>Printing &amp; publishing—Con.</b>					
271	Newspapers .....	26	3 608	75 410	260 200	432 261
	Establishments with an average of—					
	1 to 4 employees .....	7	14	281	861	1 456
	5 to 9 employees .....	6	46	775	2 543	4 217
	10 to 19 employees .....	3	b	D	D	D
	20 to 49 employees .....	5	c	D	D	D
	50 to 99 employees .....	—	—	—	—	—
	100 to 249 employees .....	2	e	D	D	D
	250 to 499 employees .....	—	—	—	—	—
	500 employees or more .....	3	3 003	64 509	231 846	386 409
272	Periodicals .....	14	123	1 910	8 491	12 956
	Establishments with an average of—					
	1 to 4 employees .....	4	a	D	D	D
	5 to 9 employees .....	3	20	484	2 083	3 247
	10 to 19 employees .....	6	76	911	4 847	7 367
	20 to 49 employees .....	1	b	D	D	D
	50 to 99 employees .....	—	—	—	—	—
	100 to 249 employees .....	—	—	—	—	—
	250 to 499 employees .....	—	—	—	—	—
	500 employees or more .....	—	—	—	—	—
273	Books .....	5	48	808	2 267	2 949
	Establishments with an average of—					
	1 to 4 employees .....	2	a	D	D	D
	5 to 9 employees .....	1	a	D	D	D
	10 to 19 employees .....	1	a	D	D	D
	20 to 49 employees .....	1	b	D	D	D
	50 to 99 employees .....	—	—	—	—	—
	100 to 249 employees .....	—	—	—	—	—
	250 to 499 employees .....	—	—	—	—	—
	500 employees or more .....	—	—	—	—	—
274	Miscellaneous publishing .....	8	c	D	D	D
	Establishments with an average of—					
	1 to 4 employees .....	3	5	28	137	211
	5 to 9 employees .....	2	a	D	D	D
	10 to 19 employees .....	2	b	D	D	D
	20 to 49 employees .....	—	—	—	—	—
	50 to 99 employees .....	—	—	—	—	—
	100 to 249 employees .....	1	c	D	D	D
	250 to 499 employees .....	—	—	—	—	—
	500 employees or more .....	—	—	—	—	—
275	Commercial printing .....	148	2 264	37 151	107 504	184 138
	Establishments with an average of—					
	1 to 4 employees .....	68	158	1 588	6 738	10 692
	5 to 9 employees .....	27	184	2 207	5 713	9 901
	10 to 19 employees .....	24	330	5 120	12 958	22 318
	20 to 49 employees .....	20	592	10 054	30 262	50 872
	50 to 99 employees .....	5	348	6 046	17 765	37 380
	100 to 249 employees .....	4	652	12 136	34 068	52 975
	250 to 499 employees .....	—	—	—	—	—
	500 employees or more .....	—	—	—	—	—
276	Manifold business forms .....	3	c	D	D	D
	Establishments with an average of—					
	1 to 4 employees .....	2	a	D	D	D
	5 to 9 employees .....	—	—	—	—	—
	10 to 19 employees .....	—	—	—	—	—
	20 to 49 employees .....	—	—	—	—	—
	50 to 99 employees .....	—	—	—	—	—
	100 to 249 employees .....	1	c	D	D	D
	250 to 499 employees .....	—	—	—	—	—
	500 employees or more .....	—	—	—	—	—
277	Greeting cards .....	—	—	—	—	—
	Establishments with an average of—					
	1 to 4 employees .....	—	—	—	—	—
	5 to 9 employees .....	—	—	—	—	—
	10 to 19 employees .....	—	—	—	—	—
	20 to 49 employees .....	—	—	—	—	—
	50 to 99 employees .....	—	—	—	—	—
	100 to 249 employees .....	—	—	—	—	—
	250 to 499 employees .....	—	—	—	—	—
	500 employees or more .....	—	—	—	—	—
278	Blankbooks & bookbinding .....	1	a	D	D	D
	Establishments with an average of—					
	1 to 4 employees .....	1	a	D	D	D
	5 to 9 employees .....	—	—	—	—	—
	10 to 19 employees .....	—	—	—	—	—
	20 to 49 employees .....	—	—	—	—	—
	50 to 99 employees .....	—	—	—	—	—
	100 to 249 employees .....	—	—	—	—	—
	250 to 499 employees .....	—	—	—	—	—
	500 employees or more .....	—	—	—	—	—

**Table 7. Selected Statistics by Employment Size of Establishment for Industry Groups: 1997 and 1992—Con.**

[Detail may not add to total because of rounding. For meaning of abbreviations and symbols, see introductory text. For explanation of terms, see Appendix A]

SIC code	Industry group and employment size of establishment	Establishments (number)	All employees+		Value added by manufacture (\$1,000)	Value of shipments (\$1,000)
			Total (number)	Payroll (\$1,000)		
	<b>1997—Con.</b>					
<b>27</b>	<b>Printing &amp; publishing—Con.</b>					
279	Printing trade services .....	3	18	197	357	883
	Establishments with an average of—					
	1 to 4 employees .....	1	a	D	D	D
	5 to 9 employees .....	1	a	D	D	D
	10 to 19 employees .....	1	a	D	D	D
	20 to 49 employees .....	—	—	—	—	—
	50 to 99 employees .....	—	—	—	—	—
	100 to 249 employees .....	—	—	—	—	—
	250 to 499 employees .....	—	—	—	—	—
	500 employees or more .....	—	—	—	—	—
<b>28</b>	<b>Chemicals &amp; allied products .....</b>	<b>186</b>	<b>37 860</b>	<b>1 149 498</b>	<b>21 392 844</b>	<b>25 418 347</b>
	Establishments with an average of—					
	1 to 4 employees .....	15	b	D	D	D
	5 to 9 employees .....	13	89	1 629	8 494	11 957
	10 to 19 employees .....	24	316	6 040	42 003	51 188
	20 to 49 employees .....	26	792	16 919	486 093	773 637
	50 to 99 employees .....	25	1 882	43 057	1 018 065	1 298 939
	100 to 249 employees .....	36	5 840	188 049	3 290 728	3 899 894
	250 to 499 employees .....	25	8 837	272 957	4 331 093	5 175 680
	500 employees or more .....	22	j	D	D	D
281	Industrial inorganic chemicals .....	10	e	D	D	D
	Establishments with an average of—					
	1 to 4 employees .....	2	a	D	D	D
	5 to 9 employees .....	—	—	—	—	—
	10 to 19 employees .....	3	37	1 374	13 448	17 912
	20 to 49 employees .....	3	89	2 424	4 531	9 836
	50 to 99 employees .....	2	c	D	D	D
	100 to 249 employees .....	—	—	—	—	—
	250 to 499 employees .....	—	—	—	—	—
	500 employees or more .....	—	—	—	—	—
282	Plastics materials & synthetics .....	22	2 289	47 931	272 540	354 141
	Establishments with an average of—					
	1 to 4 employees .....	1	a	D	D	D
	5 to 9 employees .....	2	a	D	D	D
	10 to 19 employees .....	6	b	D	D	D
	20 to 49 employees .....	4	135	2 305	10 605	19 750
	50 to 99 employees .....	4	271	4 425	11 867	22 451
	100 to 249 employees .....	3	429	12 409	135 571	172 587
	250 to 499 employees .....	1	e	D	D	D
	500 employees or more .....	1	g	D	D	D
283	Drugs .....	92	30 561	991 458	19 656 200	23 220 328
	Establishments with an average of—					
	1 to 4 employees .....	5	a	D	D	D
	5 to 9 employees .....	2	a	D	D	D
	10 to 19 employees .....	4	51	1 571	17 350	16 732
	20 to 49 employees .....	5	154	4 949	437 058	694 341
	50 to 99 employees .....	12	959	25 653	781 497	1 006 608
	100 to 249 employees .....	24	4 038	139 259	2 276 981	2 656 693
	250 to 499 employees .....	20	7 023	234 000	4 062 426	4 789 068
	500 employees or more .....	20	18 309	585 376	12 076 160	14 050 635
284	Soaps, cleaners, & toilet goods .....	27	2 865	57 558	478 639	630 268
	Establishments with an average of—					
	1 to 4 employees .....	1	a	D	D	D
	5 to 9 employees .....	3	a	D	D	D
	10 to 19 employees .....	5	67	738	4 725	7 137
	20 to 49 employees .....	8	245	4 032	17 653	30 208
	50 to 99 employees .....	2	c	D	D	D
	100 to 249 employees .....	4	501	12 059	113 686	150 416
	250 to 499 employees .....	3	g	D	D	D
	500 employees or more .....	1	f	D	D	D
285	Paints & allied products .....	12	750	12 189	84 896	105 744
	Establishments with an average of—					
	1 to 4 employees .....	1	a	D	D	D
	5 to 9 employees .....	2	a	D	D	D
	10 to 19 employees .....	1	a	D	D	D
	20 to 49 employees .....	2	b	D	D	D
	50 to 99 employees .....	4	e	D	D	D
	100 to 249 employees .....	2	e	D	D	D
	250 to 499 employees .....	—	—	—	—	—
	500 employees or more .....	—	—	—	—	—
286	Industrial organic chemicals .....	—	—	—	—	—
	Establishments with an average of—					
	1 to 4 employees .....	—	—	—	—	—
	5 to 9 employees .....	—	—	—	—	—
	10 to 19 employees .....	—	—	—	—	—
	20 to 49 employees .....	—	—	—	—	—
	50 to 99 employees .....	—	—	—	—	—
	100 to 249 employees .....	—	—	—	—	—
	250 to 499 employees .....	—	—	—	—	—
	500 employees or more .....	—	—	—	—	—



**Table 7. Selected Statistics by Employment Size of Establishment for Industry Groups: 1997 and 1992—Con.**

[Detail may not add to total because of rounding. For meaning of abbreviations and symbols, see introductory text. For explanation of terms, see Appendix A]

SIC code	Industry group and employment size of establishment	Establishments (number)	All employees+		Value added by manufacture (\$1,000)	Value of shipments (\$1,000)
			Total (number)	Payroll (\$1,000)		
	<b>1997—Con.</b>					
<b>28</b>	<b>Chemicals &amp; allied products—Con.</b>					
287	Agricultural chemicals .....	5	e	D	D	D
	Establishments with an average of—					
	1 to 4 employees .....	—	—	—	—	—
	5 to 9 employees .....	—	—	—	—	—
	10 to 19 employees .....	1	a	D	D	D
	20 to 49 employees .....	1	b	D	D	D
	50 to 99 employees .....	1	b	D	D	D
	100 to 249 employees .....	2	e	D	D	D
	250 to 499 employees .....	—	—	—	—	—
	500 employees or more .....	—	—	—	—	—
289	Miscellaneous chemical products .....	18	657	17 692	271 885	362 502
	Establishments with an average of—					
	1 to 4 employees .....	5	a	D	D	D
	5 to 9 employees .....	4	b	D	D	D
	10 to 19 employees .....	4	b	D	D	D
	20 to 49 employees .....	3	b	D	D	D
	50 to 99 employees .....	—	—	—	—	—
	100 to 249 employees .....	1	c	D	D	D
	250 to 499 employees .....	1	e	D	D	D
	500 employees or more .....	—	—	—	—	—
<b>29</b>	<b>Petroleum &amp; coal products .....</b>	<b>28</b>	<b>1 555</b>	<b>48 571</b>	<b>848 676</b>	<b>1 219 881</b>
	Establishments with an average of—					
	1 to 4 employees .....	5	15	285	1 993	7 919
	5 to 9 employees .....	3	b	D	D	D
	10 to 19 employees .....	6	89	1 624	13 487	29 009
	20 to 49 employees .....	8	257	7 249	206 958	256 708
	50 to 99 employees .....	1	b	D	D	D
	100 to 249 employees .....	3	f	D	D	D
	250 to 499 employees .....	2	f	D	D	D
	500 employees or more .....	—	—	—	—	—
291	Petroleum refining .....	9	781	32 560	806 283	1 069 185
	Establishments with an average of—					
	1 to 4 employees .....	—	—	—	—	—
	5 to 9 employees .....	—	—	—	—	—
	10 to 19 employees .....	2	b	D	D	D
	20 to 49 employees .....	5	c	D	D	D
	50 to 99 employees .....	—	—	—	—	—
	100 to 249 employees .....	—	—	—	—	—
	250 to 499 employees .....	2	f	D	D	D
	500 employees or more .....	—	—	—	—	—
295	Asphalt paving & roofing materials .....	16	f	D	D	D
	Establishments with an average of—					
	1 to 4 employees .....	4	a	D	D	D
	5 to 9 employees .....	3	b	D	D	D
	10 to 19 employees .....	3	b	D	D	D
	20 to 49 employees .....	2	b	D	D	D
	50 to 99 employees .....	1	b	D	D	D
	100 to 249 employees .....	3	f	D	D	D
	250 to 499 employees .....	—	—	—	—	—
	500 employees or more .....	—	—	—	—	—
299	Miscellaneous petroleum & coal products .....	3	b	D	D	D
	Establishments with an average of—					
	1 to 4 employees .....	1	a	D	D	D
	5 to 9 employees .....	—	—	—	—	—
	10 to 19 employees .....	1	a	D	D	D
	20 to 49 employees .....	1	b	D	D	D
	50 to 99 employees .....	—	—	—	—	—
	100 to 249 employees .....	—	—	—	—	—
	250 to 499 employees .....	—	—	—	—	—
	500 employees or more .....	—	—	—	—	—
<b>30</b>	<b>Rubber &amp; miscellaneous plastics products .....</b>	<b>71</b>	<b>4 924</b>	<b>86 935</b>	<b>376 623</b>	<b>612 657</b>
	Establishments with an average of—					
	1 to 4 employees .....	7	b	D	D	D
	5 to 9 employees .....	3	b	D	D	D
	10 to 19 employees .....	19	e	D	D	D
	20 to 49 employees .....	20	684	10 396	48 619	90 533
	50 to 99 employees .....	10	683	12 804	34 190	64 463
	100 to 249 employees .....	6	919	15 411	54 832	90 779
	250 to 499 employees .....	5	1 812	31 265	185 995	270 598
	500 employees or more .....	1	f	D	D	D
301	Tires & inner tubes .....	3	116	1 909	5 170	8 059
	Establishments with an average of—					
	1 to 4 employees .....	—	—	—	—	—
	5 to 9 employees .....	—	—	—	—	—
	10 to 19 employees .....	1	a	D	D	D
	20 to 49 employees .....	1	b	D	D	D
	50 to 99 employees .....	1	b	D	D	D
	100 to 249 employees .....	—	—	—	—	—
	250 to 499 employees .....	—	—	—	—	—
	500 employees or more .....	—	—	—	—	—

**Table 7. Selected Statistics by Employment Size of Establishment for Industry Groups: 1997 and 1992—Con.**

[Detail may not add to total because of rounding. For meaning of abbreviations and symbols, see introductory text. For explanation of terms, see Appendix A]

SIC code	Industry group and employment size of establishment	Establishments (number)	All employees+		Value added by manufacture (\$1,000)	Value of shipments (\$1,000)
			Total (number)	Payroll (\$1,000)		
	<b>1997—Con.</b>					
<b>30</b>	<b>Rubber &amp; miscellaneous plastics products—Con.</b>					
302	Rubber & plastics footwear .....	—	—	—	—	—
	Establishments with an average of—					
	1 to 4 employees .....	—	—	—	—	—
	5 to 9 employees .....	—	—	—	—	—
	10 to 19 employees .....	—	—	—	—	—
	20 to 49 employees .....	—	—	—	—	—
	50 to 99 employees .....	—	—	—	—	—
	100 to 249 employees .....	—	—	—	—	—
	250 to 499 employees .....	—	—	—	—	—
	500 employees or more .....	—	—	—	—	—
305	Hose & belting & gaskets & packing .....	2	b	D	D	D
	Establishments with an average of—					
	1 to 4 employees .....	—	—	—	—	—
	5 to 9 employees .....	—	—	—	—	—
	10 to 19 employees .....	1	a	D	D	D
	20 to 49 employees .....	1	b	D	D	D
	50 to 99 employees .....	—	—	—	—	—
	100 to 249 employees .....	—	—	—	—	—
	250 to 499 employees .....	—	—	—	—	—
	500 employees or more .....	—	—	—	—	—
306	Fabricated rubber products, nec .....	2	b	D	D	D
	Establishments with an average of—					
	1 to 4 employees .....	—	—	—	—	—
	5 to 9 employees .....	—	—	—	—	—
	10 to 19 employees .....	—	—	—	—	—
	20 to 49 employees .....	2	b	D	D	D
	50 to 99 employees .....	—	—	—	—	—
	100 to 249 employees .....	—	—	—	—	—
	250 to 499 employees .....	—	—	—	—	—
	500 employees or more .....	—	—	—	—	—
308	Miscellaneous plastics products, nec .....	64	4 693	83 020	365 318	592 673
	Establishments with an average of—					
	1 to 4 employees .....	7	b	D	D	D
	5 to 9 employees .....	3	b	D	D	D
	10 to 19 employees .....	17	e	D	D	D
	20 to 49 employees .....	16	f	D	D	D
	50 to 99 employees .....	9	f	D	D	D
	100 to 249 employees .....	6	919	15 411	54 832	90 779
	250 to 499 employees .....	5	1 812	31 265	185 995	270 598
	500 employees or more .....	1	f	D	D	D
<b>31</b>	<b>Leather &amp; leather products .....</b>	<b>25</b>	<b>5 752</b>	<b>80 296</b>	<b>218 489</b>	<b>426 102</b>
	Establishments with an average of—					
	1 to 4 employees .....	6	a	D	D	D
	5 to 9 employees .....	3	b	D	D	D
	10 to 19 employees .....	3	b	D	D	D
	20 to 49 employees .....	—	—	—	—	—
	50 to 99 employees .....	1	b	D	D	D
	100 to 249 employees .....	5	909	15 394	41 361	67 876
	250 to 499 employees .....	3	1 176	15 258	43 527	91 425
	500 employees or more .....	4	3 491	47 814	127 589	256 943
311	Leather tanning & finishing .....	—	—	—	—	—
	Establishments with an average of—					
	1 to 4 employees .....	—	—	—	—	—
	5 to 9 employees .....	—	—	—	—	—
	10 to 19 employees .....	—	—	—	—	—
	20 to 49 employees .....	—	—	—	—	—
	50 to 99 employees .....	—	—	—	—	—
	100 to 249 employees .....	—	—	—	—	—
	250 to 499 employees .....	—	—	—	—	—
	500 employees or more .....	—	—	—	—	—
313	Footwear cut stock .....	—	—	—	—	—
	Establishments with an average of—					
	1 to 4 employees .....	—	—	—	—	—
	5 to 9 employees .....	—	—	—	—	—
	10 to 19 employees .....	—	—	—	—	—
	20 to 49 employees .....	—	—	—	—	—
	50 to 99 employees .....	—	—	—	—	—
	100 to 249 employees .....	—	—	—	—	—
	250 to 499 employees .....	—	—	—	—	—
	500 employees or more .....	—	—	—	—	—
314	Footwear, except rubber .....	15	4 888	66 465	189 519	371 971
	Establishments with an average of—					
	1 to 4 employees .....	3	a	D	D	D
	5 to 9 employees .....	—	—	—	—	—
	10 to 19 employees .....	1	a	D	D	D
	20 to 49 employees .....	—	—	—	—	—
	50 to 99 employees .....	1	b	D	D	D
	100 to 249 employees .....	4	f	D	D	D
	250 to 499 employees .....	3	1 176	15 258	43 527	91 425
	500 employees or more .....	3	h	D	D	D

**Table 7. Selected Statistics by Employment Size of Establishment for Industry Groups: 1997 and 1992—Con.**

[Detail may not add to total because of rounding. For meaning of abbreviations and symbols, see introductory text. For explanation of terms, see Appendix A]

SIC code	Industry group and employment size of establishment	Establishments (number)	All employees+		Value added by manufacture (\$1,000)	Value of shipments (\$1,000)
			Total (number)	Payroll (\$1,000)		
	<b>1997—Con.</b>					
<b>31</b>	<b>Leather &amp; leather products—Con.</b>					
315	Leather gloves & mittens .....	—	—	—	—	—
	Establishments with an average of—					
	1 to 4 employees .....	—	—	—	—	—
	5 to 9 employees .....	—	—	—	—	—
	10 to 19 employees .....	—	—	—	—	—
	20 to 49 employees .....	—	—	—	—	—
	50 to 99 employees .....	—	—	—	—	—
	100 to 249 employees .....	—	—	—	—	—
	250 to 499 employees .....	—	—	—	—	—
	500 employees or more .....	—	—	—	—	—
316	Luggage .....	1	a	D	D	D
	Establishments with an average of—					
	1 to 4 employees .....	—	—	—	—	—
	5 to 9 employees .....	—	—	—	—	—
	10 to 19 employees .....	1	a	D	D	D
	20 to 49 employees .....	—	—	—	—	—
	50 to 99 employees .....	—	—	—	—	—
	100 to 249 employees .....	—	—	—	—	—
	250 to 499 employees .....	—	—	—	—	—
	500 employees or more .....	—	—	—	—	—
317	Handbags & personal leather goods .....	5	c	D	D	D
	Establishments with an average of—					
	1 to 4 employees .....	2	a	D	D	D
	5 to 9 employees .....	1	a	D	D	D
	10 to 19 employees .....	1	a	D	D	D
	20 to 49 employees .....	—	—	—	—	—
	50 to 99 employees .....	—	—	—	—	—
	100 to 249 employees .....	1	c	D	D	D
	250 to 499 employees .....	—	—	—	—	—
	500 employees or more .....	—	—	—	—	—
319	Leather goods, nec .....	4	f	D	D	D
	Establishments with an average of—					
	1 to 4 employees .....	1	a	D	D	D
	5 to 9 employees .....	2	a	D	D	D
	10 to 19 employees .....	—	—	—	—	—
	20 to 49 employees .....	—	—	—	—	—
	50 to 99 employees .....	—	—	—	—	—
	100 to 249 employees .....	—	—	—	—	—
	250 to 499 employees .....	—	—	—	—	—
	500 employees or more .....	1	f	D	D	D
<b>32</b>	<b>Stone, clay, &amp; glass products .....</b>	<b>159</b>	<b>5 298</b>	<b>105 978</b>	<b>565 171</b>	<b>726 497</b>
	Establishments with an average of—					
	1 to 4 employees .....	31	b	D	D	D
	5 to 9 employees .....	21	153	2 827	17 434	22 581
	10 to 19 employees .....	43	626	8 149	67 877	85 156
	20 to 49 employees .....	46	1 466	22 278	120 723	157 436
	50 to 99 employees .....	9	577	8 903	40 457	49 478
	100 to 249 employees .....	5	803	18 758	78 265	114 419
	250 to 499 employees .....	3	1 100	33 540	171 397	225 737
	500 employees or more .....	1	f	D	D	D
321	Flat glass .....	2	b	D	D	D
	Establishments with an average of—					
	1 to 4 employees .....	—	—	—	—	—
	5 to 9 employees .....	—	—	—	—	—
	10 to 19 employees .....	—	—	—	—	—
	20 to 49 employees .....	2	b	D	D	D
	50 to 99 employees .....	—	—	—	—	—
	100 to 249 employees .....	—	—	—	—	—
	250 to 499 employees .....	—	—	—	—	—
	500 employees or more .....	—	—	—	—	—
322	Glass & glassware, pressed or blown .....	—	—	—	—	—
	Establishments with an average of—					
	1 to 4 employees .....	—	—	—	—	—
	5 to 9 employees .....	—	—	—	—	—
	10 to 19 employees .....	—	—	—	—	—
	20 to 49 employees .....	—	—	—	—	—
	50 to 99 employees .....	—	—	—	—	—
	100 to 249 employees .....	—	—	—	—	—
	250 to 499 employees .....	—	—	—	—	—
	500 employees or more .....	—	—	—	—	—
323	Products of purchased glass .....	6	f	D	D	D
	Establishments with an average of—					
	1 to 4 employees .....	2	a	D	D	D
	5 to 9 employees .....	1	a	D	D	D
	10 to 19 employees .....	—	—	—	—	—
	20 to 49 employees .....	—	—	—	—	—
	50 to 99 employees .....	2	c	D	D	D
	100 to 249 employees .....	—	—	—	—	—
	250 to 499 employees .....	1	e	D	D	D
	500 employees or more .....	—	—	—	—	—

**Table 7. Selected Statistics by Employment Size of Establishment for Industry Groups: 1997 and 1992—Con.**

[Detail may not add to total because of rounding. For meaning of abbreviations and symbols, see introductory text. For explanation of terms, see Appendix A]

SIC code	Industry group and employment size of establishment	Establishments (number)	All employees+		Value added by manufacture (\$1,000)	Value of shipments (\$1,000)
			Total (number)	Payroll (\$1,000)		
	<b>1997—Con.</b>					
<b>32</b>	<b>Stone, clay, &amp; glass products—Con.</b>					
324	Cement, hydraulic .....	1	c	D	D	D
	Establishments with an average of—					
	1 to 4 employees .....	—	—	—	—	—
	5 to 9 employees .....	—	—	—	—	—
	10 to 19 employees .....	—	—	—	—	—
	20 to 49 employees .....	—	—	—	—	—
	50 to 99 employees .....	—	—	—	—	—
	100 to 249 employees .....	1	c	D	D	D
	250 to 499 employees .....	—	—	—	—	—
	500 employees or more .....	—	—	—	—	—
325	Structural clay products .....	1	a	D	D	D
	Establishments with an average of—					
	1 to 4 employees .....	1	a	D	D	D
	5 to 9 employees .....	—	—	—	—	—
	10 to 19 employees .....	—	—	—	—	—
	20 to 49 employees .....	—	—	—	—	—
	50 to 99 employees .....	—	—	—	—	—
	100 to 249 employees .....	—	—	—	—	—
	250 to 499 employees .....	—	—	—	—	—
	500 employees or more .....	—	—	—	—	—
326	Pottery & related products .....	4	b	D	D	D
	Establishments with an average of—					
	1 to 4 employees .....	2	a	D	D	D
	5 to 9 employees .....	—	—	—	—	—
	10 to 19 employees .....	1	a	D	D	D
	20 to 49 employees .....	1	b	D	D	D
	50 to 99 employees .....	—	—	—	—	—
	100 to 249 employees .....	—	—	—	—	—
	250 to 499 employees .....	—	—	—	—	—
	500 employees or more .....	—	—	—	—	—
327	Concrete, gypsum, & plaster products .....	110	3 462	67 898	386 372	486 603
	Establishments with an average of—					
	1 to 4 employees .....	18	b	D	D	D
	5 to 9 employees .....	15	111	1 938	13 422	16 912
	10 to 19 employees .....	36	528	6 469	61 755	76 272
	20 to 49 employees .....	32	1 000	15 485	94 230	121 074
	50 to 99 employees .....	3	c	D	D	D
	100 to 249 employees .....	3	e	D	D	D
	250 to 499 employees .....	2	f	D	D	D
	500 employees or more .....	1	f	D	D	D
328	Cut stone & stone products .....	25	670	10 265	37 778	52 056
	Establishments with an average of—					
	1 to 4 employees .....	2	a	D	D	D
	5 to 9 employees .....	5	b	D	D	D
	10 to 19 employees .....	6	b	D	D	D
	20 to 49 employees .....	8	259	3 317	10 755	15 811
	50 to 99 employees .....	4	280	4 371	16 705	21 765
	100 to 249 employees .....	—	—	—	—	—
	250 to 499 employees .....	—	—	—	—	—
	500 employees or more .....	—	—	—	—	—
329	Miscellaneous nonmetallic mineral products .....	10	323	5 695	27 111	36 466
	Establishments with an average of—					
	1 to 4 employees .....	6	a	D	D	D
	5 to 9 employees .....	—	—	—	—	—
	10 to 19 employees .....	—	—	—	—	—
	20 to 49 employees .....	3	c	D	D	D
	50 to 99 employees .....	—	—	—	—	—
	100 to 249 employees .....	1	c	D	D	D
	250 to 499 employees .....	—	—	—	—	—
	500 employees or more .....	—	—	—	—	—
<b>33</b>	<b>Primary metal industries</b> .....	<b>24</b>	<b>727</b>	<b>13 176</b>	<b>76 506</b>	<b>110 867</b>
	Establishments with an average of—					
	1 to 4 employees .....	4	a	D	D	D
	5 to 9 employees .....	6	46	1 003	8 431	10 514
	10 to 19 employees .....	3	b	D	D	D
	20 to 49 employees .....	8	e	D	D	D
	50 to 99 employees .....	1	b	D	D	D
	100 to 249 employees .....	2	e	D	D	D
	250 to 499 employees .....	—	—	—	—	—
	500 employees or more .....	—	—	—	—	—
331	Blast furnace & basic steel products .....	8	304	6 274	41 432	63 028
	Establishments with an average of—					
	1 to 4 employees .....	—	—	—	—	—
	5 to 9 employees .....	2	a	D	D	D
	10 to 19 employees .....	1	a	D	D	D
	20 to 49 employees .....	4	c	D	D	D
	50 to 99 employees .....	—	—	—	—	—
	100 to 249 employees .....	1	c	D	D	D
	250 to 499 employees .....	—	—	—	—	—
	500 employees or more .....	—	—	—	—	—

**Table 7. Selected Statistics by Employment Size of Establishment for Industry Groups: 1997 and 1992—Con.**

[Detail may not add to total because of rounding. For meaning of abbreviations and symbols, see introductory text. For explanation of terms, see Appendix A]

SIC code	Industry group and employment size of establishment	Establishments (number)	All employees+		Value added by manufacture (\$1,000)	Value of shipments (\$1,000)
			Total (number)	Payroll (\$1,000)		
	<b>1997—Con.</b>					
<b>33</b>	<b>Primary metal industries—Con.</b>					
332	Iron & steel foundries .....	—	—	—	—	—
	Establishments with an average of—					
	1 to 4 employees .....	—	—	—	—	—
	5 to 9 employees .....	—	—	—	—	—
	10 to 19 employees .....	—	—	—	—	—
	20 to 49 employees .....	—	—	—	—	—
	50 to 99 employees .....	—	—	—	—	—
	100 to 249 employees .....	—	—	—	—	—
	250 to 499 employees .....	—	—	—	—	—
	500 employees or more .....	—	—	—	—	—
333	Primary nonferrous metals .....	—	—	—	—	—
	Establishments with an average of—					
	1 to 4 employees .....	—	—	—	—	—
	5 to 9 employees .....	—	—	—	—	—
	10 to 19 employees .....	—	—	—	—	—
	20 to 49 employees .....	—	—	—	—	—
	50 to 99 employees .....	—	—	—	—	—
	100 to 249 employees .....	—	—	—	—	—
	250 to 499 employees .....	—	—	—	—	—
	500 employees or more .....	—	—	—	—	—
334	Secondary nonferrous metals .....	3	a	D	D	D
	Establishments with an average of—					
	1 to 4 employees .....	2	a	D	D	D
	5 to 9 employees .....	1	a	D	D	D
	10 to 19 employees .....	—	—	—	—	—
	20 to 49 employees .....	—	—	—	—	—
	50 to 99 employees .....	—	—	—	—	—
	100 to 249 employees .....	—	—	—	—	—
	250 to 499 employees .....	—	—	—	—	—
	500 employees or more .....	—	—	—	—	—
335	Nonferrous rolling & drawing .....	2	c	D	D	D
	Establishments with an average of—					
	1 to 4 employees .....	1	a	D	D	D
	5 to 9 employees .....	—	—	—	—	—
	10 to 19 employees .....	—	—	—	—	—
	20 to 49 employees .....	—	—	—	—	—
	50 to 99 employees .....	—	—	—	—	—
	100 to 249 employees .....	1	c	D	D	D
	250 to 499 employees .....	—	—	—	—	—
	500 employees or more .....	—	—	—	—	—
336	Nonferrous foundries (castings) .....	1	b	D	D	D
	Establishments with an average of—					
	1 to 4 employees .....	—	—	—	—	—
	5 to 9 employees .....	—	—	—	—	—
	10 to 19 employees .....	—	—	—	—	—
	20 to 49 employees .....	—	—	—	—	—
	50 to 99 employees .....	1	b	D	D	D
	100 to 249 employees .....	—	—	—	—	—
	250 to 499 employees .....	—	—	—	—	—
	500 employees or more .....	—	—	—	—	—
339	Miscellaneous primary metal products .....	10	184	3 428	21 259	26 272
	Establishments with an average of—					
	1 to 4 employees .....	1	a	D	D	D
	5 to 9 employees .....	3	b	D	D	D
	10 to 19 employees .....	2	b	D	D	D
	20 to 49 employees .....	4	134	2 776	19 452	23 414
	50 to 99 employees .....	—	—	—	—	—
	100 to 249 employees .....	—	—	—	—	—
	250 to 499 employees .....	—	—	—	—	—
	500 employees or more .....	—	—	—	—	—
<b>34</b>	<b>Fabricated metal products .....</b>	<b>229</b>	<b>6 048</b>	<b>90 851</b>	<b>404 836</b>	<b>622 875</b>
	Establishments with an average of—					
	1 to 4 employees .....	81	193	1 869	18 180	28 561
	5 to 9 employees .....	25	c	D	D	D
	10 to 19 employees .....	47	669	8 672	38 016	59 465
	20 to 49 employees .....	50	1 629	26 260	116 706	180 357
	50 to 99 employees .....	16	1 100	19 384	85 776	149 737
	100 to 249 employees .....	7	934	13 396	35 997	54 578
	250 to 499 employees .....	2	f	D	D	D
	500 employees or more .....	1	f	D	D	D
341	Metal cans & shipping containers .....	10	729	18 729	126 980	195 962
	Establishments with an average of—					
	1 to 4 employees .....	2	a	D	D	D
	5 to 9 employees .....	—	—	—	—	—
	10 to 19 employees .....	1	a	D	D	D
	20 to 49 employees .....	4	171	4 726	23 841	41 492
	50 to 99 employees .....	2	c	D	D	D
	100 to 249 employees .....	—	—	—	—	—
	250 to 499 employees .....	1	e	D	D	D
	500 employees or more .....	—	—	—	—	—

**Table 7. Selected Statistics by Employment Size of Establishment for Industry Groups: 1997 and 1992—Con.**

[Detail may not add to total because of rounding. For meaning of abbreviations and symbols, see introductory text. For explanation of terms, see Appendix A]

SIC code	Industry group and employment size of establishment	Establishments (number)	All employees+		Value added by manufacture (\$1,000)	Value of shipments (\$1,000)
			Total (number)	Payroll (\$1,000)		
	<b>1997—Con.</b>					
<b>34</b>	<b>Fabricated metal products—Con.</b>					
342	Cutlery, handtools, & hardware .....	4	134	1 735	10 641	12 892
	Establishments with an average of—					
	1 to 4 employees .....	—	—	—	—	—
	5 to 9 employees .....	—	—	—	—	—
	10 to 19 employees .....	1	a	D	D	D
	20 to 49 employees .....	3	c	D	D	D
	50 to 99 employees .....	—	—	—	—	—
	100 to 249 employees .....	—	—	—	—	—
	250 to 499 employees .....	—	—	—	—	—
	500 employees or more .....	—	—	—	—	—
343	Plumbing & heating, except electric .....	5	62	835	2 980	4 363
	Establishments with an average of—					
	1 to 4 employees .....	2	a	D	D	D
	5 to 9 employees .....	—	—	—	—	—
	10 to 19 employees .....	2	b	D	D	D
	20 to 49 employees .....	1	b	D	D	D
	50 to 99 employees .....	—	—	—	—	—
	100 to 249 employees .....	—	—	—	—	—
	250 to 499 employees .....	—	—	—	—	—
	500 employees or more .....	—	—	—	—	—
344	Fabricated structural metal products .....	156	4 036	53 632	201 778	325 638
	Establishments with an average of—					
	1 to 4 employees .....	62	c	D	D	D
	5 to 9 employees .....	19	c	D	D	D
	10 to 19 employees .....	29	411	4 903	24 465	39 436
	20 to 49 employees .....	27	835	12 679	48 067	83 282
	50 to 99 employees .....	11	796	12 198	49 301	70 761
	100 to 249 employees .....	6	f	D	D	D
	250 to 499 employees .....	1	e	D	D	D
	500 employees or more .....	1	f	D	D	D
345	Screw machine products, bolts, etc .....	16	177	2 933	9 376	11 786
	Establishments with an average of—					
	1 to 4 employees .....	6	a	D	D	D
	5 to 9 employees .....	2	a	D	D	D
	10 to 19 employees .....	7	101	1 670	5 538	6 877
	20 to 49 employees .....	1	b	D	D	D
	50 to 99 employees .....	—	—	—	—	—
	100 to 249 employees .....	—	—	—	—	—
	250 to 499 employees .....	—	—	—	—	—
	500 employees or more .....	—	—	—	—	—
346	Metal forgings & stampings .....	8	125	1 569	4 735	8 886
	Establishments with an average of—					
	1 to 4 employees .....	—	—	—	—	—
	5 to 9 employees .....	3	a	D	D	D
	10 to 19 employees .....	3	49	746	2 282	3 642
	20 to 49 employees .....	2	b	D	D	D
	50 to 99 employees .....	—	—	—	—	—
	100 to 249 employees .....	—	—	—	—	—
	250 to 499 employees .....	—	—	—	—	—
	500 employees or more .....	—	—	—	—	—
347	Metal services, nec .....	14	460	6 984	35 253	41 282
	Establishments with an average of—					
	1 to 4 employees .....	5	a	D	D	D
	5 to 9 employees .....	—	—	—	—	—
	10 to 19 employees .....	—	—	—	—	—
	20 to 49 employees .....	7	223	3 465	23 539	26 348
	50 to 99 employees .....	1	b	D	D	D
	100 to 249 employees .....	1	c	D	D	D
	250 to 499 employees .....	—	—	—	—	—
	500 employees or more .....	—	—	—	—	—
348	Ordinance & accessories, nec .....	—	—	—	—	—
	Establishments with an average of—					
	1 to 4 employees .....	—	—	—	—	—
	5 to 9 employees .....	—	—	—	—	—
	10 to 19 employees .....	—	—	—	—	—
	20 to 49 employees .....	—	—	—	—	—
	50 to 99 employees .....	—	—	—	—	—
	100 to 249 employees .....	—	—	—	—	—
	250 to 499 employees .....	—	—	—	—	—
	500 employees or more .....	—	—	—	—	—
349	Miscellaneous fabricated metal products .....	16	325	4 434	13 093	22 066
	Establishments with an average of—					
	1 to 4 employees .....	4	a	D	D	D
	5 to 9 employees .....	1	a	D	D	D
	10 to 19 employees .....	4	64	770	2 491	4 839
	20 to 49 employees .....	5	143	1 780	5 562	8 847
	50 to 99 employees .....	2	c	D	D	D
	100 to 249 employees .....	—	—	—	—	—
	250 to 499 employees .....	—	—	—	—	—
	500 employees or more .....	—	—	—	—	—

**Table 7. Selected Statistics by Employment Size of Establishment for Industry Groups: 1997 and 1992—Con.**

[Detail may not add to total because of rounding. For meaning of abbreviations and symbols, see introductory text. For explanation of terms, see Appendix A]

SIC code	Industry group and employment size of establishment	Establishments (number)	All employees+		Value added by manufacture (\$1,000)	Value of shipments (\$1,000)
			Total (number)	Payroll (\$1,000)		
	<b>1997—Con.</b>					
35	<b>Industrial machinery &amp; equipment</b> .....	<b>78</b>	<b>4 301</b>	<b>106 766</b>	<b>2 665 239</b>	<b>2 940 021</b>
	Establishments with an average of—					
	1 to 4 employees .....	37	b	D	D	D
	5 to 9 employees .....	9	b	D	D	D
	10 to 19 employees .....	8	b	D	D	D
	20 to 49 employees .....	10	e	D	D	D
	50 to 99 employees .....	4	230	3 899	32 941	40 661
	100 to 249 employees .....	5	f	D	D	D
	250 to 499 employees .....	4	g	D	D	D
	500 employees or more .....	1	g	D	D	D
351	Engines & turbines .....	—	—	—	—	—
	Establishments with an average of—					
	1 to 4 employees .....	—	—	—	—	—
	5 to 9 employees .....	—	—	—	—	—
	10 to 19 employees .....	—	—	—	—	—
	20 to 49 employees .....	—	—	—	—	—
	50 to 99 employees .....	—	—	—	—	—
	100 to 249 employees .....	—	—	—	—	—
	250 to 499 employees .....	—	—	—	—	—
	500 employees or more .....	—	—	—	—	—
352	Farm & garden machinery .....	2	b	D	D	D
	Establishments with an average of—					
	1 to 4 employees .....	—	—	—	—	—
	5 to 9 employees .....	—	—	—	—	—
	10 to 19 employees .....	1	a	D	D	D
	20 to 49 employees .....	—	—	—	—	—
	50 to 99 employees .....	1	b	D	D	D
	100 to 249 employees .....	—	—	—	—	—
	250 to 499 employees .....	—	—	—	—	—
	500 employees or more .....	—	—	—	—	—
353	Construction & related machinery .....	3	c	D	D	D
	Establishments with an average of—					
	1 to 4 employees .....	1	a	D	D	D
	5 to 9 employees .....	—	—	—	—	—
	10 to 19 employees .....	—	—	—	—	—
	20 to 49 employees .....	1	b	D	D	D
	50 to 99 employees .....	—	—	—	—	—
	100 to 249 employees .....	1	c	D	D	D
	250 to 499 employees .....	—	—	—	—	—
	500 employees or more .....	—	—	—	—	—
354	Metalworking machinery .....	25	291	4 002	17 850	29 185
	Establishments with an average of—					
	1 to 4 employees .....	14	b	D	D	D
	5 to 9 employees .....	5	b	D	D	D
	10 to 19 employees .....	3	b	D	D	D
	20 to 49 employees .....	2	b	D	D	D
	50 to 99 employees .....	—	—	—	—	—
	100 to 249 employees .....	1	c	D	D	D
	250 to 499 employees .....	—	—	—	—	—
	500 employees or more .....	—	—	—	—	—
355	Special industry machinery .....	4	11	116	558	898
	Establishments with an average of—					
	1 to 4 employees .....	3	a	D	D	D
	5 to 9 employees .....	1	a	D	D	D
	10 to 19 employees .....	—	—	—	—	—
	20 to 49 employees .....	—	—	—	—	—
	50 to 99 employees .....	—	—	—	—	—
	100 to 249 employees .....	—	—	—	—	—
	250 to 499 employees .....	—	—	—	—	—
	500 employees or more .....	—	—	—	—	—
356	General industrial machinery .....	7	f	D	D	D
	Establishments with an average of—					
	1 to 4 employees .....	2	a	D	D	D
	5 to 9 employees .....	—	—	—	—	—
	10 to 19 employees .....	2	b	D	D	D
	20 to 49 employees .....	—	—	—	—	—
	50 to 99 employees .....	—	—	—	—	—
	100 to 249 employees .....	1	c	D	D	D
	250 to 499 employees .....	2	f	D	D	D
	500 employees or more .....	—	—	—	—	—
357	Computer & office equipment .....	10	g	D	D	D
	Establishments with an average of—					
	1 to 4 employees .....	2	a	D	D	D
	5 to 9 employees .....	1	a	D	D	D
	10 to 19 employees .....	1	a	D	D	D
	20 to 49 employees .....	2	b	D	D	D
	50 to 99 employees .....	1	b	D	D	D
	100 to 249 employees .....	2	e	D	D	D
	250 to 499 employees .....	—	—	—	—	—
	500 employees or more .....	1	g	D	D	D

**Table 7. Selected Statistics by Employment Size of Establishment for Industry Groups: 1997 and 1992—Con.**

[Detail may not add to total because of rounding. For meaning of abbreviations and symbols, see introductory text. For explanation of terms, see Appendix A]

SIC code	Industry group and employment size of establishment	Establishments (number)	All employees+		Value added by manufacture (\$1,000)	Value of shipments (\$1,000)
			Total (number)	Payroll (\$1,000)		
	<b>1997—Con.</b>					
<b>35</b>	<b>Industrial machinery &amp; equipment—Con.</b>					
358	Refrigeration & service machinery.....	11	g	D	D	D
	Establishments with an average of—					
	1 to 4 employees .....	2	a	D	D	D
	5 to 9 employees .....	1	a	D	D	D
	10 to 19 employees .....	1	a	D	D	D
	20 to 49 employees .....	4	105	1 667	2 580	6 502
	50 to 99 employees .....	1	b	D	D	D
	100 to 249 employees .....	—	—	—	—	—
	250 to 499 employees .....	2	f	D	D	D
	500 employees or more .....	—	—	—	—	—
359	Industrial machinery, nec .....	16	120	1 801	5 482	6 969
	Establishments with an average of—					
	1 to 4 employees .....	13	b	D	D	D
	5 to 9 employees .....	1	a	D	D	D
	10 to 19 employees .....	—	—	—	—	—
	20 to 49 employees .....	1	b	D	D	D
	50 to 99 employees .....	1	b	D	D	D
	100 to 249 employees .....	—	—	—	—	—
	250 to 499 employees .....	—	—	—	—	—
	500 employees or more .....	—	—	—	—	—
<b>36</b>	<b>Electronic &amp; other electric equipment .....</b>	<b>87</b>	<b>24 931</b>	<b>455 767</b>	<b>2 896 516</b>	<b>4 360 154</b>
	Establishments with an average of—					
	1 to 4 employees .....	6	a	D	D	D
	5 to 9 employees .....	4	b	D	D	D
	10 to 19 employees .....	10	147	2 385	12 405	21 855
	20 to 49 employees .....	7	c	D	D	D
	50 to 99 employees .....	7	451	6 798	38 868	55 960
	100 to 249 employees .....	16	2 668	50 932	266 838	424 658
	250 to 499 employees .....	20	6 538	114 038	710 233	1 077 659
	500 employees or more .....	17	14 866	277 954	1 856 648	2 758 479
361	Electric distribution equipment .....	22	4 228	70 457	363 007	522 667
	Establishments with an average of—					
	1 to 4 employees .....	1	a	D	D	D
	5 to 9 employees .....	—	—	—	—	—
	10 to 19 employees .....	3	b	D	D	D
	20 to 49 employees .....	3	109	1 733	5 812	10 160
	50 to 99 employees .....	3	173	2 137	17 490	25 035
	100 to 249 employees .....	4	677	11 761	62 292	102 084
	250 to 499 employees .....	6	2 074	34 537	209 776	289 324
	500 employees or more .....	2	g	D	D	D
362	Electrical industrial apparatus .....	3	f	D	D	D
	Establishments with an average of—					
	1 to 4 employees .....	—	—	—	—	—
	5 to 9 employees .....	—	—	—	—	—
	10 to 19 employees .....	1	a	D	D	D
	20 to 49 employees .....	—	—	—	—	—
	50 to 99 employees .....	—	—	—	—	—
	100 to 249 employees .....	—	—	—	—	—
	250 to 499 employees .....	2	f	D	D	D
	500 employees or more .....	—	—	—	—	—
363	Household appliances .....	1	e	D	D	D
	Establishments with an average of—					
	1 to 4 employees .....	—	—	—	—	—
	5 to 9 employees .....	—	—	—	—	—
	10 to 19 employees .....	—	—	—	—	—
	20 to 49 employees .....	—	—	—	—	—
	50 to 99 employees .....	—	—	—	—	—
	100 to 249 employees .....	—	—	—	—	—
	250 to 499 employees .....	1	e	D	D	D
	500 employees or more .....	—	—	—	—	—
364	Electric lighting & wiring equipment.....	21	3 821	67 843	355 095	536 227
	Establishments with an average of—					
	1 to 4 employees .....	1	a	D	D	D
	5 to 9 employees .....	2	a	D	D	D
	10 to 19 employees .....	4	58	1 055	5 950	10 762
	20 to 49 employees .....	2	b	D	D	D
	50 to 99 employees .....	1	b	D	D	D
	100 to 249 employees .....	6	1 042	21 612	112 170	182 563
	250 to 499 employees .....	2	f	D	D	D
	500 employees or more .....	3	g	D	D	D
365	Household audio & video equipment .....	2	b	D	D	D
	Establishments with an average of—					
	1 to 4 employees .....	1	a	D	D	D
	5 to 9 employees .....	—	—	—	—	—
	10 to 19 employees .....	—	—	—	—	—
	20 to 49 employees .....	1	b	D	D	D
	50 to 99 employees .....	—	—	—	—	—
	100 to 249 employees .....	—	—	—	—	—
	250 to 499 employees .....	—	—	—	—	—
	500 employees or more .....	—	—	—	—	—



**Table 7. Selected Statistics by Employment Size of Establishment for Industry Groups: 1997 and 1992—Con.**

[Detail may not add to total because of rounding. For meaning of abbreviations and symbols, see introductory text. For explanation of terms, see Appendix A]

SIC code	Industry group and employment size of establishment	Establishments (number)	All employees+		Value added by manufacture (\$1,000)	Value of shipments (\$1,000)
			Total (number)	Payroll (\$1,000)		
	<b>1997—Con.</b>					
<b>36</b>	<b>Electronic &amp; other electric equipment—Con.</b>					
366	Communications equipment .....	9	3 195	65 036	430 773	833 209
	Establishments with an average of—					
	1 to 4 employees .....	—	a	—	—	—
	5 to 9 employees .....	1	—	D	D	D
	10 to 19 employees .....	—	—	—	—	—
	20 to 49 employees .....	1	b	D	D	D
	50 to 99 employees .....	1	b	D	D	D
	100 to 249 employees .....	—	—	—	—	—
	250 to 499 employees .....	4	g	D	D	D
	500 employees or more .....	2	g	D	D	D
367	Electronic components & accessories .....	26	11 699	217 357	1 530 658	2 146 521
	Establishments with an average of—					
	1 to 4 employees .....	3	a	D	D	D
	5 to 9 employees .....	—	—	—	—	—
	10 to 19 employees .....	2	b	D	D	D
	20 to 49 employees .....	—	—	—	—	—
	50 to 99 employees .....	2	c	D	D	D
	100 to 249 employees .....	6	949	17 559	92 376	140 011
	250 to 499 employees .....	4	1 223	21 668	83 286	150 236
	500 employees or more .....	9	9 340	175 438	1 345 132	1 838 592
369	Miscellaneous electrical equipment & supplies .....	3	f	D	D	D
	Establishments with an average of—					
	1 to 4 employees .....	—	—	—	—	—
	5 to 9 employees .....	1	a	D	D	D
	10 to 19 employees .....	—	—	—	—	—
	20 to 49 employees .....	—	—	—	—	—
	50 to 99 employees .....	—	—	—	—	—
	100 to 249 employees .....	—	—	—	—	—
	250 to 499 employees .....	1	e	D	D	D
	500 employees or more .....	1	f	D	D	D
<b>37</b>	<b>Transportation equipment .....</b>	<b>34</b>	<b>1 484</b>	<b>26 890</b>	<b>117 507</b>	<b>165 779</b>
	Establishments with an average of—					
	1 to 4 employees .....	6	a	D	D	D
	5 to 9 employees .....	6	44	799	1 382	3 499
	10 to 19 employees .....	8	c	D	D	D
	20 to 49 employees .....	10	e	D	D	D
	50 to 99 employees .....	1	b	D	D	D
	100 to 249 employees .....	1	c	D	D	D
	250 to 499 employees .....	2	f	D	D	D
	500 employees or more .....	—	—	—	—	—
371	Motor vehicles & equipment .....	20	1 285	23 330	103 273	145 243
	Establishments with an average of—					
	1 to 4 employees .....	1	a	D	D	D
	5 to 9 employees .....	4	b	D	D	D
	10 to 19 employees .....	3	b	D	D	D
	20 to 49 employees .....	9	283	3 974	11 060	23 714
	50 to 99 employees .....	—	—	—	—	—
	100 to 249 employees .....	1	c	D	D	D
	250 to 499 employees .....	2	f	D	D	D
	500 employees or more .....	—	—	—	—	—
372	Aircraft & parts .....	1	a	D	D	D
	Establishments with an average of—					
	1 to 4 employees .....	—	—	—	—	—
	5 to 9 employees .....	—	—	—	—	—
	10 to 19 employees .....	1	a	D	D	D
	20 to 49 employees .....	—	—	—	—	—
	50 to 99 employees .....	—	—	—	—	—
	100 to 249 employees .....	—	—	—	—	—
	250 to 499 employees .....	—	—	—	—	—
	500 employees or more .....	—	—	—	—	—
373	Ship & boat building & repairing .....	11	c	D	D	D
	Establishments with an average of—					
	1 to 4 employees .....	4	a	D	D	D
	5 to 9 employees .....	2	a	D	D	D
	10 to 19 employees .....	4	46	678	3 713	4 755
	20 to 49 employees .....	—	—	—	—	—
	50 to 99 employees .....	1	b	D	D	D
	100 to 249 employees .....	—	—	—	—	—
	250 to 499 employees .....	—	—	—	—	—
	500 employees or more .....	—	—	—	—	—
374	Railroad equipment .....	—	—	—	—	—
	Establishments with an average of—					
	1 to 4 employees .....	—	—	—	—	—
	5 to 9 employees .....	—	—	—	—	—
	10 to 19 employees .....	—	—	—	—	—
	20 to 49 employees .....	—	—	—	—	—
	50 to 99 employees .....	—	—	—	—	—
	100 to 249 employees .....	—	—	—	—	—
	250 to 499 employees .....	—	—	—	—	—
	500 employees or more .....	—	—	—	—	—

**Table 7. Selected Statistics by Employment Size of Establishment for Industry Groups: 1997 and 1992—Con.**

[Detail may not add to total because of rounding. For meaning of abbreviations and symbols, see introductory text. For explanation of terms, see Appendix A]

SIC code	Industry group and employment size of establishment	Establishments (number)	All employees+		Value added by manufacture (\$1,000)	Value of shipments (\$1,000)
			Total (number)	Payroll (\$1,000)		
	<b>1997—Con.</b>					
<b>37</b>	<b>Transportation equipment—Con.</b>					
375	Motorcycles, bicycles, & parts .....	—	—	—	—	—
	Establishments with an average of—					
	1 to 4 employees .....	—	—	—	—	—
	5 to 9 employees .....	—	—	—	—	—
	10 to 19 employees .....	—	—	—	—	—
	20 to 49 employees .....	—	—	—	—	—
	50 to 99 employees .....	—	—	—	—	—
	100 to 249 employees .....	—	—	—	—	—
	250 to 499 employees .....	—	—	—	—	—
	500 employees or more .....	—	—	—	—	—
376	Guided missiles, space vehicles, parts .....	—	—	—	—	—
	Establishments with an average of—					
	1 to 4 employees .....	—	—	—	—	—
	5 to 9 employees .....	—	—	—	—	—
	10 to 19 employees .....	—	—	—	—	—
	20 to 49 employees .....	—	—	—	—	—
	50 to 99 employees .....	—	—	—	—	—
	100 to 249 employees .....	—	—	—	—	—
	250 to 499 employees .....	—	—	—	—	—
	500 employees or more .....	—	—	—	—	—
379	Miscellaneous transportation equipment .....	2	b	D	D	D
	Establishments with an average of—					
	1 to 4 employees .....	1	a	D	D	D
	5 to 9 employees .....	—	—	—	—	—
	10 to 19 employees .....	—	—	—	—	—
	20 to 49 employees .....	1	b	D	D	D
	50 to 99 employees .....	—	—	—	—	—
	100 to 249 employees .....	—	—	—	—	—
	250 to 499 employees .....	—	—	—	—	—
	500 employees or more .....	—	—	—	—	—
<b>38</b>	<b>Instruments &amp; related products .....</b>	<b>64</b>	<b>12 260</b>	<b>254 923</b>	<b>1 521 030</b>	<b>2 076 645</b>
	Establishments with an average of—					
	1 to 4 employees .....	6	a	D	D	D
	5 to 9 employees .....	2	a	D	D	D
	10 to 19 employees .....	8	c	D	D	D
	20 to 49 employees .....	8	c	D	D	D
	50 to 99 employees .....	9	626	13 896	60 153	90 094
	100 to 249 employees .....	19	2 895	62 502	490 153	619 157
	250 to 499 employees .....	7	2 405	58 027	476 680	719 190
	500 employees or more .....	5	5 956	114 539	464 124	606 633
381	Search & navigation equipment .....	—	—	—	—	—
	Establishments with an average of—					
	1 to 4 employees .....	—	—	—	—	—
	5 to 9 employees .....	—	—	—	—	—
	10 to 19 employees .....	—	—	—	—	—
	20 to 49 employees .....	—	—	—	—	—
	50 to 99 employees .....	—	—	—	—	—
	100 to 249 employees .....	—	—	—	—	—
	250 to 499 employees .....	—	—	—	—	—
	500 employees or more .....	—	—	—	—	—
382	Measuring & controlling devices .....	12	1 249	23 979	145 503	188 951
	Establishments with an average of—					
	1 to 4 employees .....	1	a	D	D	D
	5 to 9 employees .....	—	—	—	—	—
	10 to 19 employees .....	1	a	D	D	D
	20 to 49 employees .....	3	b	D	D	D
	50 to 99 employees .....	1	b	D	D	D
	100 to 249 employees .....	5	f	D	D	D
	250 to 499 employees .....	1	e	D	D	D
	500 employees or more .....	—	—	—	—	—
384	Medical instruments & supplies .....	43	9 856	200 435	1 314 435	1 795 284
	Establishments with an average of—					
	1 to 4 employees .....	4	9	122	481	734
	5 to 9 employees .....	2	a	D	D	D
	10 to 19 employees .....	5	b	D	D	D
	20 to 49 employees .....	3	c	D	D	D
	50 to 99 employees .....	8	f	D	D	D
	100 to 249 employees .....	12	1 788	40 484	372 805	457 453
	250 to 499 employees .....	4	1 351	29 599	401 979	619 587
	500 employees or more .....	5	5 956	114 539	464 124	606 633
385	Ophthalmic goods .....	8	g	D	D	D
	Establishments with an average of—					
	1 to 4 employees .....	1	a	D	D	D
	5 to 9 employees .....	—	—	—	—	—
	10 to 19 employees .....	2	b	D	D	D
	20 to 49 employees .....	2	b	D	D	D
	50 to 99 employees .....	—	—	—	—	—
	100 to 249 employees .....	1	c	D	D	D
	250 to 499 employees .....	2	f	D	D	D
	500 employees or more .....	—	—	—	—	—

**Table 7. Selected Statistics by Employment Size of Establishment for Industry Groups: 1997 and 1992—Con.**

[Detail may not add to total because of rounding. For meaning of abbreviations and symbols, see introductory text. For explanation of terms, see Appendix A]

SIC code	Industry group and employment size of establishment	Establishments (number)	All employees+		Value added by manufacture (\$1,000)	Value of shipments (\$1,000)
			Total (number)	Payroll (\$1,000)		
	<b>1997—Con.</b>					
<b>38</b>	<b>Instruments &amp; related products—Con.</b>					
386	Photographic equipment & supplies .....	—	—	—	—	—
	Establishments with an average of—					
	1 to 4 employees .....	—	—	—	—	—
	5 to 9 employees .....	—	—	—	—	—
	10 to 19 employees .....	—	—	—	—	—
	20 to 49 employees .....	—	—	—	—	—
	50 to 99 employees .....	—	—	—	—	—
	100 to 249 employees .....	—	—	—	—	—
	250 to 499 employees .....	—	—	—	—	—
	500 employees or more .....	—	—	—	—	—
387	Watches, clocks, watchcases, & parts .....	1	c	D	D	D
	Establishments with an average of—					
	1 to 4 employees .....	—	—	—	—	—
	5 to 9 employees .....	—	—	—	—	—
	10 to 19 employees .....	—	—	—	—	—
	20 to 49 employees .....	—	—	—	—	—
	50 to 99 employees .....	—	c	D	D	D
	100 to 249 employees .....	1	c	D	D	D
	250 to 499 employees .....	—	—	—	—	—
	500 employees or more .....	—	—	—	—	—
<b>39</b>	<b>Miscellaneous manufacturing industries .....</b>	<b>61</b>	<b>2 208</b>	<b>38 704</b>	<b>163 802</b>	<b>217 551</b>
	Establishments with an average of—					
	1 to 4 employees .....	17	b	D	D	D
	5 to 9 employees .....	6	41	503	2 047	2 985
	10 to 19 employees .....	14	c	D	D	D
	20 to 49 employees .....	13	e	D	D	D
	50 to 99 employees .....	7	492	7 611	43 083	55 501
	100 to 249 employees .....	2	c	D	D	D
	250 to 499 employees .....	2	f	D	D	D
	500 employees or more .....	—	—	—	—	—
391	Jewelry, silverware, & plated ware .....	12	601	9 947	69 379	86 846
	Establishments with an average of—					
	1 to 4 employees .....	—	—	—	—	—
	5 to 9 employees .....	2	a	D	D	D
	10 to 19 employees .....	3	38	378	1 882	2 930
	20 to 49 employees .....	1	b	D	D	D
	50 to 99 employees .....	4	290	4 924	37 574	46 999
	100 to 249 employees .....	2	c	D	D	D
	250 to 499 employees .....	—	—	—	—	—
	500 employees or more .....	—	—	—	—	—
393	Musical instruments .....	—	—	—	—	—
	Establishments with an average of—					
	1 to 4 employees .....	—	—	—	—	—
	5 to 9 employees .....	—	—	—	—	—
	10 to 19 employees .....	—	—	—	—	—
	20 to 49 employees .....	—	—	—	—	—
	50 to 99 employees .....	—	—	—	—	—
	100 to 249 employees .....	—	—	—	—	—
	250 to 499 employees .....	—	—	—	—	—
	500 employees or more .....	—	—	—	—	—
394	Toys & sporting goods .....	4	b	D	D	D
	Establishments with an average of—					
	1 to 4 employees .....	2	a	D	D	D
	5 to 9 employees .....	1	a	D	D	D
	10 to 19 employees .....	1	a	D	D	D
	20 to 49 employees .....	—	—	—	—	—
	50 to 99 employees .....	—	—	—	—	—
	100 to 249 employees .....	—	—	—	—	—
	250 to 499 employees .....	—	—	—	—	—
	500 employees or more .....	—	—	—	—	—
395	Pens, pencils, office, & art supplies .....	1	a	D	D	D
	Establishments with an average of—					
	1 to 4 employees .....	—	—	—	—	—
	5 to 9 employees .....	—	—	—	—	—
	10 to 19 employees .....	1	a	D	D	D
	20 to 49 employees .....	—	—	—	—	—
	50 to 99 employees .....	—	—	—	—	—
	100 to 249 employees .....	—	—	—	—	—
	250 to 499 employees .....	—	—	—	—	—
	500 employees or more .....	—	—	—	—	—
396	Costume jewelry & notions .....	8	f	D	D	D
	Establishments with an average of—					
	1 to 4 employees .....	2	a	D	D	D
	5 to 9 employees .....	1	a	D	D	D
	10 to 19 employees .....	2	b	D	D	D
	20 to 49 employees .....	1	b	D	D	D
	50 to 99 employees .....	—	—	—	—	—
	100 to 249 employees .....	—	—	—	—	—
	250 to 499 employees .....	2	f	D	D	D
	500 employees or more .....	—	—	—	—	—

Table 7. Selected Statistics by Employment Size of Establishment for Industry Groups: 1997 and 1992—Con.

[Detail may not add to total because of rounding. For meaning of abbreviations and symbols, see introductory text. For explanation of terms, see Appendix A]

SIC code	Industry group and employment size of establishment	Establishments (number)	All employees+		Value added by manufacture (\$1,000)	Value of shipments (\$1,000)
			Total (number)	Payroll (\$1,000)		
	<b>1997—Con.</b>					
<b>39</b>	<b>Miscellaneous manufacturing industries—Con.</b>					
399	Miscellaneous mfg .....	36	695	11 293	33 254	54 385
	Establishments with an average of—					
	1 to 4 employees .....	13	b	D	D	D
	5 to 9 employees .....	2	a	D	D	D
	10 to 19 employees .....	7	96	1 409	5 380	8 366
	20 to 49 employees .....	11	349	6 618	20 147	34 279
	50 to 99 employees .....	3	202	2 687	5 509	8 502
	100 to 249 employees .....	—	—	—	—	—
	250 to 499 employees .....	—	—	—	—	—
	500 employees or more .....	—	—	—	—	—
	<b>1992</b>					
	<b>All manufacturing industries .....</b>	<b>2 258</b>	<b>158 181</b>	<b>2 706 515</b>	<b>22 736 655</b>	<b>31 325 784</b>
	Establishments with an average of—					
	1 to 4 employees .....	685	1 367	12 170	88 326	227 985
	5 to 9 employees .....	280	1 892	19 270	102 240	173 777
	10 to 19 employees .....	333	4 608	55 954	291 211	482 915
	20 to 49 employees .....	384	11 817	156 616	844 522	1 259 923
	50 to 99 employees .....	193	13 741	206 029	1 374 227	2 364 418
	100 to 249 employees .....	205	32 709	559 310	5 710 537	7 314 124
	250 to 499 employees .....	111	38 536	699 387	5 651 283	8 305 884
	500 employees or more .....	67	53 511	997 779	8 674 309	11 196 758
<b>20</b>	<b>Food &amp; kindred products .....</b>	<b>331</b>	<b>20 193</b>	<b>310 293</b>	<b>3 677 093</b>	<b>5 240 042</b>
	Establishments with an average of—					
	1 to 4 employees .....	118	231	1 579	9 445	18 191
	5 to 9 employees .....	53	334	3 056	23 193	38 521
	10 to 19 employees .....	52	739	7 726	49 613	87 403
	20 to 49 employees .....	53	1 684	20 713	139 817	220 490
	50 to 99 employees .....	21	1 510	22 719	226 961	357 101
	100 to 249 employees .....	15	2 448	47 101	1 731 175	2 138 753
	250 to 499 employees .....	12	4 674	86 228	1 089 877	1 577 845
	500 employees or more .....	7	8 573	121 171	407 012	801 738
201	Meat products .....	17	1 417	18 474	122 042	153 250
	Establishments with an average of—					
	1 to 4 employees .....	3	4	36	117	222
	5 to 9 employees .....	3	D	D	D	D
	10 to 19 employees .....	1	D	D	D	D
	20 to 49 employees .....	5	D	D	D	D
	50 to 99 employees .....	3	194	2 538	15 115	25 853
	100 to 249 employees .....	—	—	—	—	—
	250 to 499 employees .....	1	D	D	D	D
	500 employees or more .....	1	D	D	D	D
202	Dairy products .....	25	3 406	35 552	125 972	279 381
	Establishments with an average of—					
	1 to 4 employees .....	10	D	D	D	D
	5 to 9 employees .....	2	D	D	D	D
	10 to 19 employees .....	3	36	329	252	2 485
	20 to 49 employees .....	1	D	D	D	D
	50 to 99 employees .....	2	D	D	D	D
	100 to 249 employees .....	3	405	7 523	47 486	66 424
	250 to 499 employees .....	2	D	D	D	D
	500 employees or more .....	2	D	D	D	D
203	Preserved fruits & vegetables .....	36	1 474	19 447	98 392	240 336
	Establishments with an average of—					
	1 to 4 employees .....	8	D	D	D	D
	5 to 9 employees .....	4	28	319	1 343	6 388
	10 to 19 employees .....	8	125	834	3 934	6 399
	20 to 49 employees .....	10	318	3 395	17 885	35 891
	50 to 99 employees .....	2	D	D	D	D
	100 to 249 employees .....	3	D	D	D	D
	250 to 499 employees .....	1	D	D	D	D
	500 employees or more .....	—	—	—	—	—
204	Grain mill products .....	21	776	16 152	100 202	216 262
	Establishments with an average of—					
	1 to 4 employees .....	1	D	D	D	D
	5 to 9 employees .....	4	23	224	2 570	2 936
	10 to 19 employees .....	8	107	1 629	13 468	36 951
	20 to 49 employees .....	5	157	3 233	34 082	50 590
	50 to 99 employees .....	1	D	D	D	D
	100 to 249 employees .....	1	D	D	D	D
	250 to 499 employees .....	1	D	D	D	D
	500 employees or more .....	—	—	—	—	—
205	Bakery products .....	117	2 315	32 213	92 536	158 350
	Establishments with an average of—					
	1 to 4 employees .....	68	129	902	5 491	11 275
	5 to 9 employees .....	20	126	1 090	6 224	11 118
	10 to 19 employees .....	16	227	2 867	8 450	12 865
	20 to 49 employees .....	6	D	D	D	D
	50 to 99 employees .....	3	198	1 551	7 307	12 020
	100 to 249 employees .....	2	D	D	D	D
	250 to 499 employees .....	1	D	D	D	D
	500 employees or more .....	1	D	D	D	D

**Table 7. Selected Statistics by Employment Size of Establishment for Industry Groups: 1997 and 1992—Con.**

[Detail may not add to total because of rounding. For meaning of abbreviations and symbols, see introductory text. For explanation of terms, see Appendix A]

SIC code	Industry group and employment size of establishment	Establishments (number)	All employees+		Value added by manufacture (\$1,000)	Value of shipments (\$1,000)
			Total (number)	Payroll (\$1,000)		
	<b>1992—Con.</b>					
<b>20</b>	<b>Food &amp; kindred products—Con.</b>					
206	Sugar & confectionery products .....	18	800	19 001	128 688	147 406
	Establishments with an average of—					
	1 to 4 employees .....	9	14	55	375	588
	5 to 9 employees .....	3	D	D	D	D
	10 to 19 employees .....	1	D	D	D	D
	20 to 49 employees .....	3	D	D	D	D
	50 to 99 employees .....	—	—	—	—	—
	100 to 249 employees .....	1	D	D	D	D
	250 to 499 employees .....	—	—	—	—	—
	500 employees or more .....	1	D	D	D	D
207	Fats & oils .....	4	340	5 738	48 461	61 117
	Establishments with an average of—					
	1 to 4 employees .....	—	—	—	—	—
	5 to 9 employees .....	—	—	—	—	—
	10 to 19 employees .....	—	—	—	—	—
	20 to 49 employees .....	2	D	D	D	D
	50 to 99 employees .....	1	D	D	D	D
	100 to 249 employees .....	1	D	D	D	D
	250 to 499 employees .....	—	—	—	—	—
	500 employees or more .....	—	—	—	—	—
208	Beverages .....	39	3 029	73 682	2 637 927	3 332 429
	Establishments with an average of—					
	1 to 4 employees .....	5	8	97	647	1 245
	5 to 9 employees .....	5	D	D	D	D
	10 to 19 employees .....	6	D	D	D	D
	20 to 49 employees .....	10	D	D	D	D
	50 to 99 employees .....	6	D	D	D	D
	100 to 249 employees .....	3	D	D	D	D
	250 to 499 employees .....	4	1 593	46 013	954 169	1 294 525
	500 employees or more .....	—	—	—	—	—
209	Miscellaneous food & kindred products .....	54	6 636	90 034	322 873	651 511
	Establishments with an average of—					
	1 to 4 employees .....	14	35	248	1 215	2 041
	5 to 9 employees .....	12	73	536	2 229	3 379
	10 to 19 employees .....	9	123	1 016	5 385	9 068
	20 to 49 employees .....	11	367	4 417	40 529	54 180
	50 to 99 employees .....	3	D	D	D	D
	100 to 249 employees .....	1	D	D	D	D
	250 to 499 employees .....	2	D	D	D	D
	500 employees or more .....	2	D	D	D	D
<b>21</b>	<b>Tobacco products .....</b>	<b>6</b>	<b>D</b>	<b>D</b>	<b>D</b>	<b>D</b>
	Establishments with an average of—					
	1 to 4 employees .....	1	D	D	D	D
	5 to 9 employees .....	1	D	D	D	D
	10 to 19 employees .....	1	D	D	D	D
	20 to 49 employees .....	1	D	D	D	D
	50 to 99 employees .....	—	—	—	—	—
	100 to 249 employees .....	—	—	—	—	—
	250 to 499 employees .....	1	D	D	D	D
	500 employees or more .....	1	D	D	D	D
211	Cigarettes .....	1	D	D	D	D
	Establishments with an average of—					
	1 to 4 employees .....	—	—	—	—	—
	5 to 9 employees .....	—	—	—	—	—
	10 to 19 employees .....	—	—	—	—	—
	20 to 49 employees .....	—	—	—	—	—
	50 to 99 employees .....	—	—	—	—	—
	100 to 249 employees .....	—	—	—	—	—
	250 to 499 employees .....	1	D	D	D	D
	500 employees or more .....	—	—	—	—	—
212	Cigars .....	4	D	D	D	D
	Establishments with an average of—					
	1 to 4 employees .....	1	D	D	D	D
	5 to 9 employees .....	—	—	—	—	—
	10 to 19 employees .....	1	D	D	D	D
	20 to 49 employees .....	1	D	D	D	D
	50 to 99 employees .....	—	—	—	—	—
	100 to 249 employees .....	—	—	—	—	—
	250 to 499 employees .....	—	—	—	—	—
	500 employees or more .....	1	D	D	D	D
214	Tobacco stemming & redrying .....	1	D	D	D	D
	Establishments with an average of—					
	1 to 4 employees .....	—	—	—	—	—
	5 to 9 employees .....	1	D	D	D	D
	10 to 19 employees .....	—	—	—	—	—
	20 to 49 employees .....	—	—	—	—	—
	50 to 99 employees .....	—	—	—	—	—
	100 to 249 employees .....	—	—	—	—	—
	250 to 499 employees .....	—	—	—	—	—
	500 employees or more .....	—	—	—	—	—

**Table 7. Selected Statistics by Employment Size of Establishment for Industry Groups: 1997 and 1992—Con.**

[Detail may not add to total because of rounding. For meaning of abbreviations and symbols, see introductory text. For explanation of terms, see Appendix A]

SIC code	Industry group and employment size of establishment	Establishments (number)	All employees+		Value added by manufacture (\$1,000)	Value of shipments (\$1,000)
			Total (number)	Payroll (\$1,000)		
	<b>1992—Con.</b>					
22	<b>Textile mill products</b> .....	<b>26</b>	<b>3 324</b>	<b>34 811</b>	<b>105 626</b>	<b>180 064</b>
	Establishments with an average of—					
	1 to 4 employees .....	6	D	D	D	D
	5 to 9 employees .....	3	D	D	D	D
	10 to 19 employees .....	4	D	D	D	D
	20 to 49 employees .....	4	D	D	D	D
	50 to 99 employees .....	3	D	D	D	D
	100 to 249 employees .....	1	D	D	D	D
	250 to 499 employees .....	2	D	D	D	D
	500 employees or more .....	3	2 139	23 508	80 326	131 536
221	Broadwoven fabric mills, cotton .....	1	D	D	D	D
	Establishments with an average of—					
	1 to 4 employees .....	1	D	D	D	D
	5 to 9 employees .....	—	—	—	—	—
	10 to 19 employees .....	—	—	—	—	—
	20 to 49 employees .....	—	—	—	—	—
	50 to 99 employees .....	—	—	—	—	—
	100 to 249 employees .....	—	—	—	—	—
	250 to 499 employees .....	—	—	—	—	—
	500 employees or more .....	—	—	—	—	—
222	Broadwoven fabric mills, manmade fiber & silk .....	1	D	D	D	D
	Establishments with an average of—					
	1 to 4 employees .....	—	—	—	—	—
	5 to 9 employees .....	—	—	—	—	—
	10 to 19 employees .....	1	D	D	D	D
	20 to 49 employees .....	—	—	—	—	—
	50 to 99 employees .....	—	—	—	—	—
	100 to 249 employees .....	—	—	—	—	—
	250 to 499 employees .....	—	—	—	—	—
	500 employees or more .....	—	—	—	—	—
224	Narrow fabric mills .....	1	D	D	D	D
	Establishments with an average of—					
	1 to 4 employees .....	—	—	—	—	—
	5 to 9 employees .....	—	—	—	—	—
	10 to 19 employees .....	—	—	—	—	—
	20 to 49 employees .....	—	—	—	—	—
	50 to 99 employees .....	1	D	D	D	D
	100 to 249 employees .....	—	—	—	—	—
	250 to 499 employees .....	—	—	—	—	—
	500 employees or more .....	—	—	—	—	—
225	Knitting mills .....	13	2 478	23 898	58 797	84 770
	Establishments with an average of—					
	1 to 4 employees .....	1	D	D	D	D
	5 to 9 employees .....	2	D	D	D	D
	10 to 19 employees .....	1	D	D	D	D
	20 to 49 employees .....	3	D	D	D	D
	50 to 99 employees .....	2	D	D	D	D
	100 to 249 employees .....	—	—	—	—	—
	250 to 499 employees .....	2	D	D	D	D
	500 employees or more .....	2	D	D	D	D
227	Carpets & rugs .....	3	D	D	D	D
	Establishments with an average of—					
	1 to 4 employees .....	2	D	D	D	D
	5 to 9 employees .....	—	—	—	—	—
	10 to 19 employees .....	—	—	—	—	—
	20 to 49 employees .....	—	—	—	—	—
	50 to 99 employees .....	—	—	—	—	—
	100 to 249 employees .....	1	D	D	D	D
	250 to 499 employees .....	—	—	—	—	—
	500 employees or more .....	—	—	—	—	—
228	Yarn & thread mills .....	1	D	D	D	D
	Establishments with an average of—					
	1 to 4 employees .....	—	—	—	—	—
	5 to 9 employees .....	—	—	—	—	—
	10 to 19 employees .....	—	—	—	—	—
	20 to 49 employees .....	—	—	—	—	—
	50 to 99 employees .....	—	—	—	—	—
	100 to 249 employees .....	—	—	—	—	—
	250 to 499 employees .....	—	—	—	—	—
	500 employees or more .....	1	D	D	D	D
229	Miscellaneous textile goods .....	6	D	D	D	D
	Establishments with an average of—					
	1 to 4 employees .....	2	D	D	D	D
	5 to 9 employees .....	1	D	D	D	D
	10 to 19 employees .....	2	D	D	D	D
	20 to 49 employees .....	1	D	D	D	D
	50 to 99 employees .....	—	—	—	—	—
	100 to 249 employees .....	—	—	—	—	—
	250 to 499 employees .....	—	—	—	—	—
	500 employees or more .....	—	—	—	—	—

Table 7. **Selected Statistics by Employment Size of Establishment for Industry Groups: 1997 and 1992—Con.**

[Detail may not add to total because of rounding. For meaning of abbreviations and symbols, see introductory text. For explanation of terms, see Appendix A]

SIC code	Industry group and employment size of establishment	Establishments (number)	All employees+		Value added by manufacture (\$1,000)	Value of shipments (\$1,000)
			Total (number)	Payroll (\$1,000)		
	<b>1992—Con.</b>					
23	<b>Apparel &amp; other textile products .....</b>	<b>285</b>	<b>31 320</b>	<b>312 315</b>	<b>900 183</b>	<b>1 412 329</b>
	Establishments with an average of—					
	1 to 4 employees .....	54	102	908	5 228	8 968
	5 to 9 employees .....	27	184	1 839	10 634	17 220
	10 to 19 employees .....	32	463	3 922	18 071	30 685
	20 to 49 employees .....	37	1 122	9 349	32 719	53 365
	50 to 99 employees .....	46	3 215	27 197	74 838	106 279
	100 to 249 employees .....	47	7 552	75 385	236 136	364 289
	250 to 499 employees .....	29	9 696	89 436	245 158	367 016
	500 employees or more .....	13	8 986	104 279	277 399	464 507
231	Men's & boys' suits & coats .....	9	1 174	12 291	31 275	39 228
	Establishments with an average of—					
	1 to 4 employees .....	4	D	D	D	D
	5 to 9 employees .....	—	—	—	—	—
	10 to 19 employees .....	—	—	—	—	—
	20 to 49 employees .....	—	—	—	—	—
	50 to 99 employees .....	2	D	D	D	D
	100 to 249 employees .....	1	D	D	D	D
	250 to 499 employees .....	2	D	D	D	D
	500 employees or more .....	—	—	—	—	—
232	Men's & boys' furnishings .....	78	11 879	109 839	341 274	492 817
	Establishments with an average of—					
	1 to 4 employees .....	16	D	D	D	D
	5 to 9 employees .....	4	D	D	D	D
	10 to 19 employees .....	6	79	457	3 365	4 543
	20 to 49 employees .....	4	123	786	3 518	5 425
	50 to 99 employees .....	11	758	6 628	31 532	39 644
	100 to 249 employees .....	19	3 075	27 486	91 319	114 875
	250 to 499 employees .....	12	3 868	35 316	103 574	153 894
	500 employees or more .....	6	D	D	D	D
233	Women's & children's outerwear .....	72	4 287	35 785	88 548	143 241
	Establishments with an average of—					
	1 to 4 employees .....	16	33	227	1 356	2 108
	5 to 9 employees .....	9	61	611	3 211	4 837
	10 to 19 employees .....	9	132	935	4 818	8 658
	20 to 49 employees .....	17	544	4 145	12 863	17 640
	50 to 99 employees .....	10	755	6 019	12 353	21 316
	100 to 249 employees .....	8	1 242	11 342	19 775	36 386
	250 to 499 employees .....	2	D	D	D	D
	500 employees or more .....	1	D	D	D	D
234	Women's & children's undergarments .....	72	10 824	125 926	346 262	592 871
	Establishments with an average of—					
	1 to 4 employees .....	8	D	D	D	D
	5 to 9 employees .....	6	41	493	3 373	5 916
	10 to 19 employees .....	3	D	D	D	D
	20 to 49 employees .....	9	255	2 807	12 663	22 212
	50 to 99 employees .....	16	1 085	9 639	24 238	36 310
	100 to 249 employees .....	15	2 491	27 748	92 732	165 317
	250 to 499 employees .....	9	2 598	23 635	60 463	94 422
	500 employees or more .....	6	4 297	60 655	150 331	264 241
235	Hats, caps, & millinery .....	1	D	D	D	D
	Establishments with an average of—					
	1 to 4 employees .....	—	—	—	—	—
	5 to 9 employees .....	—	—	—	—	—
	10 to 19 employees .....	1	D	D	D	D
	20 to 49 employees .....	—	—	—	—	—
	50 to 99 employees .....	—	—	—	—	—
	100 to 249 employees .....	—	—	—	—	—
	250 to 499 employees .....	—	—	—	—	—
	500 employees or more .....	—	—	—	—	—
236	Girls' & children's outerwear .....	12	1 036	8 640	21 638	29 105
	Establishments with an average of—					
	1 to 4 employees .....	1	D	D	D	D
	5 to 9 employees .....	2	D	D	D	D
	10 to 19 employees .....	1	D	D	D	D
	20 to 49 employees .....	—	—	—	—	—
	50 to 99 employees .....	5	344	2 449	3 702	4 461
	100 to 249 employees .....	2	D	D	D	D
	250 to 499 employees .....	1	D	D	D	D
	500 employees or more .....	—	—	—	—	—
238	Miscellaneous apparel & accessories .....	5	D	D	D	D
	Establishments with an average of—					
	1 to 4 employees .....	1	D	D	D	D
	5 to 9 employees .....	1	D	D	D	D
	10 to 19 employees .....	2	D	D	D	D
	20 to 49 employees .....	—	—	—	—	—
	50 to 99 employees .....	—	—	—	—	—
	100 to 249 employees .....	1	D	D	D	D
	250 to 499 employees .....	—	—	—	—	—
	500 employees or more .....	—	—	—	—	—

**Table 7. Selected Statistics by Employment Size of Establishment for Industry Groups: 1997 and 1992—Con.**

[Detail may not add to total because of rounding. For meaning of abbreviations and symbols, see introductory text. For explanation of terms, see Appendix A]

SIC code	Industry group and employment size of establishment	Establishments (number)	All employees+		Value added by manufacture (\$1,000)	Value of shipments (\$1,000)
			Total (number)	Payroll (\$1,000)		
	<b>1992—Con.</b>					
<b>23</b>	<b>Apparel &amp; other textile products—Con.</b>					
239	Miscellaneous fabricated textile products .....	36	1 896	18 052	65 408	105 221
	Establishments with an average of—					
	1 to 4 employees .....	8	D	D	D	D
	5 to 9 employees .....	5	D	D	D	D
	10 to 19 employees .....	10	148	1 301	7 022	12 817
	20 to 49 employees .....	7	200	1 611	3 675	8 088
	50 to 99 employees .....	2	D	D	D	D
	100 to 249 employees .....	1	D	D	D	D
	250 to 499 employees .....	3	1 247	11 429	38 989	57 078
	500 employees or more .....	—	—	—	—	—
<b>24</b>	<b>Lumber &amp; wood products .....</b>	<b>106</b>	<b>D</b>	<b>D</b>	<b>D</b>	<b>D</b>
	Establishments with an average of—					
	1 to 4 employees .....	65	108	709	3 123	7 262
	5 to 9 employees .....	14	92	777	1 908	4 771
	10 to 19 employees .....	15	214	1 867	8 753	13 594
	20 to 49 employees .....	8	D	D	D	D
	50 to 99 employees .....	3	243	3 301	5 877	12 613
	100 to 249 employees .....	1	D	D	D	D
	250 to 499 employees .....	—	—	—	—	—
	500 employees or more .....	—	—	—	—	—
243	Millwork, plywood, & structural members .....	89	744	7 768	22 856	42 561
	Establishments with an average of—					
	1 to 4 employees .....	60	D	D	D	D
	5 to 9 employees .....	12	D	D	D	D
	10 to 19 employees .....	12	D	D	D	D
	20 to 49 employees .....	1	D	D	D	D
	50 to 99 employees .....	3	243	3 301	5 877	12 613
	100 to 249 employees .....	1	D	D	D	D
	250 to 499 employees .....	—	—	—	—	—
	500 employees or more .....	—	—	—	—	—
244	Wood containers .....	6	D	D	D	D
	Establishments with an average of—					
	1 to 4 employees .....	1	D	D	D	D
	5 to 9 employees .....	1	D	D	D	D
	10 to 19 employees .....	—	—	—	—	—
	20 to 49 employees .....	4	D	D	D	D
	50 to 99 employees .....	—	—	—	—	—
	100 to 249 employees .....	—	—	—	—	—
	250 to 499 employees .....	—	—	—	—	—
	500 employees or more .....	—	—	—	—	—
249	Miscellaneous wood products .....	11	D	D	D	D
	Establishments with an average of—					
	1 to 4 employees .....	4	D	D	D	D
	5 to 9 employees .....	1	D	D	D	D
	10 to 19 employees .....	3	D	D	D	D
	20 to 49 employees .....	3	D	D	D	D
	50 to 99 employees .....	—	—	—	—	—
	100 to 249 employees .....	—	—	—	—	—
	250 to 499 employees .....	—	—	—	—	—
	500 employees or more .....	—	—	—	—	—
<b>25</b>	<b>Furniture &amp; fixtures .....</b>	<b>143</b>	<b>2 310</b>	<b>22 515</b>	<b>112 589</b>	<b>179 410</b>
	Establishments with an average of—					
	1 to 4 employees .....	52	107	864	4 310	8 006
	5 to 9 employees .....	30	201	1 644	5 690	10 109
	10 to 19 employees .....	25	351	3 012	13 408	21 996
	20 to 49 employees .....	29	830	7 831	36 028	52 328
	50 to 99 employees .....	4	268	3 089	16 774	30 199
	100 to 249 employees .....	3	553	6 075	36 379	56 772
	250 to 499 employees .....	—	—	—	—	—
	500 employees or more .....	—	—	—	—	—
251	Household furniture .....	110	1 646	14 825	71 538	109 438
	Establishments with an average of—					
	1 to 4 employees .....	41	D	D	D	D
	5 to 9 employees .....	21	D	D	D	D
	10 to 19 employees .....	20	277	2 432	10 405	17 989
	20 to 49 employees .....	24	705	6 466	30 410	46 087
	50 to 99 employees .....	2	D	D	D	D
	100 to 249 employees .....	2	D	D	D	D
	250 to 499 employees .....	—	—	—	—	—
	500 employees or more .....	—	—	—	—	—
252	Office furniture .....	6	D	D	D	D
	Establishments with an average of—					
	1 to 4 employees .....	—	—	—	—	—
	5 to 9 employees .....	—	—	—	—	—
	10 to 19 employees .....	2	D	D	D	D
	20 to 49 employees .....	2	D	D	D	D
	50 to 99 employees .....	1	D	D	D	D
	100 to 249 employees .....	1	D	D	D	D
	250 to 499 employees .....	—	—	—	—	—
	500 employees or more .....	—	—	—	—	—



**Table 7. Selected Statistics by Employment Size of Establishment for Industry Groups: 1997 and 1992—Con.**

[Detail may not add to total because of rounding. For meaning of abbreviations and symbols, see introductory text. For explanation of terms, see Appendix A]

SIC code	Industry group and employment size of establishment	Establishments (number)	All employees+		Value added by manufacture (\$1,000)	Value of shipments (\$1,000)
			Total (number)	Payroll (\$1,000)		
	<b>1992—Con.</b>					
<b>25</b>	<b>Furniture &amp; fixtures—Con.</b>					
253	Public building & related furniture .....	8	D	D	D	D
	Establishments with an average of—					
	1 to 4 employees .....	4	10	68	188	364
	5 to 9 employees .....	2	D	D	D	D
	10 to 19 employees .....	—	—	—	—	—
	20 to 49 employees .....	1	D	D	D	D
	50 to 99 employees .....	1	D	D	D	D
	100 to 249 employees .....	—	—	—	—	—
	250 to 499 employees .....	—	—	—	—	—
	500 employees or more .....	—	—	—	—	—
254	Partitions & fixtures .....	10	65	686	3 225	5 816
	Establishments with an average of—					
	1 to 4 employees .....	4	D	D	D	D
	5 to 9 employees .....	4	26	258	957	2 006
	10 to 19 employees .....	2	D	D	D	D
	20 to 49 employees .....	—	—	—	—	—
	50 to 99 employees .....	—	—	—	—	—
	100 to 249 employees .....	—	—	—	—	—
	250 to 499 employees .....	—	—	—	—	—
	500 employees or more .....	—	—	—	—	—
259	Miscellaneous furniture & fixtures .....	9	102	1 182	5 259	6 488
	Establishments with an average of—					
	1 to 4 employees .....	3	4	37	240	444
	5 to 9 employees .....	3	25	195	1 165	1 528
	10 to 19 employees .....	1	D	D	D	D
	20 to 49 employees .....	2	D	D	D	D
	50 to 99 employees .....	—	—	—	—	—
	100 to 249 employees .....	—	—	—	—	—
	250 to 499 employees .....	—	—	—	—	—
	500 employees or more .....	—	—	—	—	—
<b>26</b>	<b>Paper &amp; allied products .....</b>	<b>55</b>	<b>2 732</b>	<b>43 793</b>	<b>171 795</b>	<b>321 621</b>
	Establishments with an average of—					
	1 to 4 employees .....	6	D	D	D	D
	5 to 9 employees .....	7	D	D	D	D
	10 to 19 employees .....	12	167	2 068	9 063	15 437
	20 to 49 employees .....	13	429	5 758	19 411	56 732
	50 to 99 employees .....	10	762	11 013	63 594	123 531
	100 to 249 employees .....	5	717	13 809	44 296	64 637
	250 to 499 employees .....	2	D	D	D	D
	500 employees or more .....	—	—	—	—	—
261	Pulp mills .....	1	D	D	D	D
	Establishments with an average of—					
	1 to 4 employees .....	1	D	D	D	D
	5 to 9 employees .....	—	—	—	—	—
	10 to 19 employees .....	—	—	—	—	—
	20 to 49 employees .....	—	—	—	—	—
	50 to 99 employees .....	—	—	—	—	—
	100 to 249 employees .....	—	—	—	—	—
	250 to 499 employees .....	—	—	—	—	—
	500 employees or more .....	—	—	—	—	—
262	Paper mills .....	3	D	D	D	D
	Establishments with an average of—					
	1 to 4 employees .....	1	D	D	D	D
	5 to 9 employees .....	—	—	—	—	—
	10 to 19 employees .....	1	D	D	D	D
	20 to 49 employees .....	1	D	D	D	D
	50 to 99 employees .....	—	—	—	—	—
	100 to 249 employees .....	—	—	—	—	—
	250 to 499 employees .....	—	—	—	—	—
	500 employees or more .....	—	—	—	—	—
263	Paperboard mills .....	7	D	D	D	D
	Establishments with an average of—					
	1 to 4 employees .....	1	D	D	D	D
	5 to 9 employees .....	1	D	D	D	D
	10 to 19 employees .....	2	D	D	D	D
	20 to 49 employees .....	2	D	D	D	D
	50 to 99 employees .....	1	D	D	D	D
	100 to 249 employees .....	—	—	—	—	—
	250 to 499 employees .....	—	—	—	—	—
	500 employees or more .....	—	—	—	—	—
265	Paperboard containers & boxes .....	23	1 923	32 454	120 569	224 877
	Establishments with an average of—					
	1 to 4 employees .....	—	—	—	—	—
	5 to 9 employees .....	1	D	D	D	D
	10 to 19 employees .....	5	D	D	D	D
	20 to 49 employees .....	5	147	1 856	10 136	26 214
	50 to 99 employees .....	5	379	5 091	28 717	68 794
	100 to 249 employees .....	5	717	13 809	44 296	64 637
	250 to 499 employees .....	2	D	D	D	D
	500 employees or more .....	—	—	—	—	—

**Table 7. Selected Statistics by Employment Size of Establishment for Industry Groups: 1997 and 1992—Con.**

[Detail may not add to total because of rounding. For meaning of abbreviations and symbols, see introductory text. For explanation of terms, see Appendix A]

SIC code	Industry group and employment size of establishment	Establishments (number)	All employees+		Value added by manufacture (\$1,000)	Value of shipments (\$1,000)
			Total (number)	Payroll (\$1,000)		
	<b>1992—Con.</b>					
<b>26</b>	<b>Paper &amp; allied products—Con.</b>					
267	Miscellaneous converted paper products .....	21	609	7 989	37 588	65 684
	Establishments with an average of—					
	1 to 4 employees .....	3	7	39	186	468
	5 to 9 employees .....	5	D	D	D	D
	10 to 19 employees .....	4	D	D	D	D
	20 to 49 employees .....	5	194	2 533	9 301	17 104
	50 to 99 employees .....	4	D	D	D	D
	100 to 249 employees .....	—	—	—	—	—
	250 to 499 employees .....	—	—	—	—	—
	500 employees or more .....	—	—	—	—	—
<b>27</b>	<b>Printing &amp; publishing .....</b>	<b>192</b>	<b>4 121</b>	<b>82 303</b>	<b>325 177</b>	<b>448 343</b>
	Establishments with an average of—					
	1 to 4 employees .....	90	189	1 809	10 385	15 909
	5 to 9 employees .....	24	168	1 816	7 573	11 552
	10 to 19 employees .....	34	447	5 595	42 445	52 219
	20 to 49 employees .....	28	830	11 342	43 944	55 537
	50 to 99 employees .....	9	639	11 245	31 042	47 315
	100 to 249 employees .....	4	648	15 709	63 891	94 747
	250 to 499 employees .....	2	D	D	D	D
	500 employees or more .....	1	D	D	D	D
271	Newspapers .....	16	1 467	40 902	144 851	195 160
	Establishments with an average of—					
	1 to 4 employees .....	6	7	74	531	832
	5 to 9 employees .....	1	D	D	D	D
	10 to 19 employees .....	2	D	D	D	D
	20 to 49 employees .....	3	D	D	D	D
	50 to 99 employees .....	—	—	—	—	—
	100 to 249 employees .....	2	D	D	D	D
	250 to 499 employees .....	1	D	D	D	D
	500 employees or more .....	1	D	D	D	D
272	Periodicals .....	9	D	D	D	D
	Establishments with an average of—					
	1 to 4 employees .....	5	11	128	691	1 083
	5 to 9 employees .....	2	D	D	D	D
	10 to 19 employees .....	2	D	D	D	D
	20 to 49 employees .....	—	—	—	—	—
	50 to 99 employees .....	—	—	—	—	—
	100 to 249 employees .....	—	—	—	—	—
	250 to 499 employees .....	—	—	—	—	—
	500 employees or more .....	—	—	—	—	—
273	Books .....	10	139	1 371	4 312	6 193
	Establishments with an average of—					
	1 to 4 employees .....	3	D	D	D	D
	5 to 9 employees .....	—	—	—	—	—
	10 to 19 employees .....	3	D	D	D	D
	20 to 49 employees .....	4	92	814	2 041	2 790
	50 to 99 employees .....	—	—	—	—	—
	100 to 249 employees .....	—	—	—	—	—
	250 to 499 employees .....	—	—	—	—	—
	500 employees or more .....	—	—	—	—	—
274	Miscellaneous publishing .....	10	D	D	D	D
	Establishments with an average of—					
	1 to 4 employees .....	4	6	51	398	620
	5 to 9 employees .....	1	D	D	D	D
	10 to 19 employees .....	2	D	D	D	D
	20 to 49 employees .....	2	D	D	D	D
	50 to 99 employees .....	—	—	—	—	—
	100 to 249 employees .....	1	D	D	D	D
	250 to 499 employees .....	—	—	—	—	—
	500 employees or more .....	—	—	—	—	—
275	Commercial printing .....	131	2 034	30 737	109 897	155 927
	Establishments with an average of—					
	1 to 4 employees .....	63	137	1 246	7 541	11 564
	5 to 9 employees .....	19	D	D	D	D
	10 to 19 employees .....	23	300	3 627	27 046	33 048
	20 to 49 employees .....	16	504	7 526	29 065	36 745
	50 to 99 employees .....	8	D	D	D	D
	100 to 249 employees .....	1	D	D	D	D
	250 to 499 employees .....	1	D	D	D	D
	500 employees or more .....	—	—	—	—	—
276	Manifold business forms .....	8	154	2 113	16 018	17 105
	Establishments with an average of—					
	1 to 4 employees .....	4	10	43	124	224
	5 to 9 employees .....	—	—	—	—	—
	10 to 19 employees .....	1	D	D	D	D
	20 to 49 employees .....	2	D	D	D	D
	50 to 99 employees .....	1	D	D	D	D
	100 to 249 employees .....	—	—	—	—	—
	250 to 499 employees .....	—	—	—	—	—
	500 employees or more .....	—	—	—	—	—

**Table 7. Selected Statistics by Employment Size of Establishment for Industry Groups: 1997 and 1992—Con.**

[Detail may not add to total because of rounding. For meaning of abbreviations and symbols, see introductory text. For explanation of terms, see Appendix A]

SIC code	Industry group and employment size of establishment	Establishments (number)	All employees+		Value added by manufacture (\$1,000)	Value of shipments (\$1,000)
			Total (number)	Payroll (\$1,000)		
	<b>1992—Con.</b>					
<b>27</b>	<b>Printing &amp; publishing—Con.</b>					
278	Blankbooks & bookbinding .....	2	D	D	D	D
	Establishments with an average of—					
	1 to 4 employees .....	1	D	D	D	D
	5 to 9 employees .....	—	—	—	—	—
	10 to 19 employees .....	1	D	D	D	D
	20 to 49 employees .....	—	—	—	—	—
	50 to 99 employees .....	—	—	—	—	—
	100 to 249 employees .....	—	—	—	—	—
	250 to 499 employees .....	—	—	—	—	—
	500 employees or more .....	—	—	—	—	—
279	Printing trade services .....	6	36	569	1 822	2 579
	Establishments with an average of—					
	1 to 4 employees .....	4	D	D	D	D
	5 to 9 employees .....	1	D	D	D	D
	10 to 19 employees .....	—	—	—	—	—
	20 to 49 employees .....	1	D	D	D	D
	50 to 99 employees .....	—	—	—	—	—
	100 to 249 employees .....	—	—	—	—	—
	250 to 499 employees .....	—	—	—	—	—
	500 employees or more .....	—	—	—	—	—
<b>28</b>	<b>Chemicals &amp; allied products .....</b>	<b>190</b>	<b>31 161</b>	<b>861 317</b>	<b>11 014 927</b>	<b>13 253 432</b>
	Establishments with an average of—					
	1 to 4 employees .....	29	60	790	6 109	8 844
	5 to 9 employees .....	19	142	1 962	13 565	21 164
	10 to 19 employees .....	16	203	3 594	19 752	29 375
	20 to 49 employees .....	32	1 036	18 609	106 789	151 455
	50 to 99 employees .....	25	1 819	44 808	522 179	1 028 742
	100 to 249 employees .....	29	4 634	136 639	1 668 391	1 903 197
	250 to 499 employees .....	20	6 875	195 521	2 051 097	2 508 634
	500 employees or more .....	20	16 392	459 394	6 627 045	7 602 021
281	Industrial inorganic chemicals .....	9	175	4 118	21 682	30 556
	Establishments with an average of—					
	1 to 4 employees .....	2	D	D	D	D
	5 to 9 employees .....	—	—	—	—	—
	10 to 19 employees .....	3	D	D	D	D
	20 to 49 employees .....	4	136	2 977	14 289	17 670
	50 to 99 employees .....	—	—	—	—	—
	100 to 249 employees .....	—	—	—	—	—
	250 to 499 employees .....	—	—	—	—	—
	500 employees or more .....	—	—	—	—	—
282	Plastics materials & synthetics .....	18	2 303	36 094	109 811	191 125
	Establishments with an average of—					
	1 to 4 employees .....	3	D	D	D	D
	5 to 9 employees .....	2	D	D	D	D
	10 to 19 employees .....	1	D	D	D	D
	20 to 49 employees .....	4	D	D	D	D
	50 to 99 employees .....	3	D	D	D	D
	100 to 249 employees .....	3	402	7 052	19 730	34 415
	250 to 499 employees .....	1	D	D	D	D
	500 employees or more .....	1	D	D	D	D
283	Drugs .....	88	24 892	734 122	9 978 394	11 923 985
	Establishments with an average of—					
	1 to 4 employees .....	11	19	228	1 809	2 267
	5 to 9 employees .....	6	45	603	3 552	4 848
	10 to 19 employees .....	5	57	1 154	7 562	11 280
	20 to 49 employees .....	3	D	D	D	D
	50 to 99 employees .....	11	885	25 891	440 781	886 981
	100 to 249 employees .....	16	2 676	90 042	1 198 540	1 335 391
	250 to 499 employees .....	17	5 759	173 568	1 720 186	2 149 229
	500 employees or more .....	19	D	D	D	D
284	Soaps, cleaners, & toilet goods .....	30	1 981	39 177	218 959	331 107
	Establishments with an average of—					
	1 to 4 employees .....	3	10	79	524	588
	5 to 9 employees .....	3	D	D	D	D
	10 to 19 employees .....	4	D	D	D	D
	20 to 49 employees .....	8	D	D	D	D
	50 to 99 employees .....	5	330	6 703	32 560	54 215
	100 to 249 employees .....	6	936	19 401	143 118	210 698
	250 to 499 employees .....	1	D	D	D	D
	500 employees or more .....	—	—	—	—	—
285	Paints & allied products .....	13	476	9 305	50 502	76 518
	Establishments with an average of—					
	1 to 4 employees .....	3	7	92	869	1 104
	5 to 9 employees .....	1	D	D	D	D
	10 to 19 employees .....	1	D	D	D	D
	20 to 49 employees .....	4	141	2 711	11 729	15 323
	50 to 99 employees .....	3	189	3 329	25 258	33 778
	100 to 249 employees .....	1	D	D	D	D
	250 to 499 employees .....	—	—	—	—	—
	500 employees or more .....	—	—	—	—	—

**Table 7. Selected Statistics by Employment Size of Establishment for Industry Groups: 1997 and 1992—Con.**

[Detail may not add to total because of rounding. For meaning of abbreviations and symbols, see introductory text. For explanation of terms, see Appendix A]

SIC code	Industry group and employment size of establishment	Establishments (number)	All employees+		Value added by manufacture (\$1,000)	Value of shipments (\$1,000)
			Total (number)	Payroll (\$1,000)		
	<b>1992—Con.</b>					
<b>28</b>	<b>Chemicals &amp; allied products—Con.</b>					
286	Industrial organic chemicals .....	2	D	D	D	D
	Establishments with an average of—					
	1 to 4 employees .....	—	—	—	—	—
	5 to 9 employees .....	—	—	—	—	—
	10 to 19 employees .....	—	—	—	—	—
	20 to 49 employees .....	1	D	D	D	D
	50 to 99 employees .....	—	—	—	—	—
	100 to 249 employees .....	1	D	D	D	D
	250 to 499 employees .....	—	—	—	—	—
	500 employees or more .....	—	—	—	—	—
287	Agricultural chemicals .....	7	D	D	D	D
	Establishments with an average of—					
	1 to 4 employees .....	—	—	—	—	—
	5 to 9 employees .....	—	—	—	—	—
	10 to 19 employees .....	2	D	D	D	D
	20 to 49 employees .....	2	D	D	D	D
	50 to 99 employees .....	2	D	D	D	D
	100 to 249 employees .....	—	—	—	—	—
	250 to 499 employees .....	1	D	D	D	D
	500 employees or more .....	—	—	—	—	—
289	Miscellaneous chemical products .....	23	632	17 392	163 578	185 714
	Establishments with an average of—					
	1 to 4 employees .....	7	D	D	D	D
	5 to 9 employees .....	7	D	D	D	D
	10 to 19 employees .....	—	—	—	—	—
	20 to 49 employees .....	6	153	2 794	8 906	20 680
	50 to 99 employees .....	1	D	D	D	D
	100 to 249 employees .....	2	D	D	D	D
	250 to 499 employees .....	—	—	—	—	—
	500 employees or more .....	—	—	—	—	—
<b>29</b>	<b>Petroleum &amp; coal products .....</b>	<b>24</b>	<b>1 562</b>	<b>47 162</b>	<b>1 055 516</b>	<b>1 707 480</b>
	Establishments with an average of—					
	1 to 4 employees .....	3	D	D	D	D
	5 to 9 employees .....	1	D	D	D	D
	10 to 19 employees .....	6	D	D	D	D
	20 to 49 employees .....	7	197	3 591	93 779	109 131
	50 to 99 employees .....	2	D	D	D	D
	100 to 249 employees .....	3	D	D	D	D
	250 to 499 employees .....	2	D	D	D	D
	500 employees or more .....	—	—	—	—	—
291	Petroleum refining .....	9	979	35 655	1 008 678	1 605 967
	Establishments with an average of—					
	1 to 4 employees .....	3	D	D	D	D
	5 to 9 employees .....	—	—	—	—	—
	10 to 19 employees .....	—	—	—	—	—
	20 to 49 employees .....	2	D	D	D	D
	50 to 99 employees .....	1	D	D	D	D
	100 to 249 employees .....	1	D	D	D	D
	250 to 499 employees .....	2	D	D	D	D
	500 employees or more .....	—	—	—	—	—
295	Asphalt paving & roofing materials .....	14	D	D	D	D
	Establishments with an average of—					
	1 to 4 employees .....	—	—	—	—	—
	5 to 9 employees .....	1	D	D	D	D
	10 to 19 employees .....	5	D	D	D	D
	20 to 49 employees .....	5	D	D	D	D
	50 to 99 employees .....	1	D	D	D	D
	100 to 249 employees .....	2	D	D	D	D
	250 to 499 employees .....	—	—	—	—	—
	500 employees or more .....	—	—	—	—	—
299	Miscellaneous petroleum & coal products .....	1	D	D	D	D
	Establishments with an average of—					
	1 to 4 employees .....	—	—	—	—	—
	5 to 9 employees .....	—	—	—	—	—
	10 to 19 employees .....	1	D	D	D	D
	20 to 49 employees .....	—	—	—	—	—
	50 to 99 employees .....	—	—	—	—	—
	100 to 249 employees .....	—	—	—	—	—
	250 to 499 employees .....	—	—	—	—	—
	500 employees or more .....	—	—	—	—	—
<b>30</b>	<b>Rubber &amp; miscellaneous plastics products .....</b>	<b>92</b>	<b>4 252</b>	<b>65 782</b>	<b>243 964</b>	<b>415 654</b>
	Establishments with an average of—					
	1 to 4 employees .....	18	D	D	D	D
	5 to 9 employees .....	9	D	D	D	D
	10 to 19 employees .....	17	240	3 649	17 690	29 776
	20 to 49 employees .....	29	918	13 027	54 114	84 938
	50 to 99 employees .....	7	567	7 512	26 924	40 795
	100 to 249 employees .....	9	1 335	22 703	72 098	133 113
	250 to 499 employees .....	2	D	D	D	D
	500 employees or more .....	1	D	D	D	D

**Table 7. Selected Statistics by Employment Size of Establishment for Industry Groups: 1997 and 1992—Con.**

[Detail may not add to total because of rounding. For meaning of abbreviations and symbols, see introductory text. For explanation of terms, see Appendix A]

SIC code	Industry group and employment size of establishment	Establishments (number)	All employees+		Value added by manufacture (\$1,000)	Value of shipments (\$1,000)
			Total (number)	Payroll (\$1,000)		
	<b>1992—Con.</b>					
<b>30</b>	<b>Rubber &amp; miscellaneous plastics products—Con.</b>					
301	Tires & inner tubes .....	1	D	D	D	D
	Establishments with an average of—					
	1 to 4 employees .....	—	—	—	—	—
	5 to 9 employees .....	—	—	—	—	—
	10 to 19 employees .....	—	—	—	—	—
	20 to 49 employees .....	1	D	D	D	D
	50 to 99 employees .....	—	—	—	—	—
	100 to 249 employees .....	—	—	—	—	—
	250 to 499 employees .....	—	—	—	—	—
	500 employees or more .....	—	—	—	—	—
305	Hose & belting & gaskets & packing .....	4	D	D	D	D
	Establishments with an average of—					
	1 to 4 employees .....	—	—	—	—	—
	5 to 9 employees .....	—	—	—	—	—
	10 to 19 employees .....	3	D	D	D	D
	20 to 49 employees .....	1	D	D	D	D
	50 to 99 employees .....	—	—	—	—	—
	100 to 249 employees .....	—	—	—	—	—
	250 to 499 employees .....	—	—	—	—	—
	500 employees or more .....	—	—	—	—	—
306	Fabricated rubber products, nec .....	10	309	3 774	17 207	23 997
	Establishments with an average of—					
	1 to 4 employees .....	1	D	D	D	D
	5 to 9 employees .....	1	D	D	D	D
	10 to 19 employees .....	1	D	D	D	D
	20 to 49 employees .....	6	D	D	D	D
	50 to 99 employees .....	1	D	D	D	D
	100 to 249 employees .....	—	—	—	—	—
	250 to 499 employees .....	—	—	—	—	—
	500 employees or more .....	—	—	—	—	—
308	Miscellaneous plastics products, nec .....	77	3 850	60 323	222 213	384 067
	Establishments with an average of—					
	1 to 4 employees .....	17	D	D	D	D
	5 to 9 employees .....	8	D	D	D	D
	10 to 19 employees .....	13	D	D	D	D
	20 to 49 employees .....	21	674	9 329	39 135	64 484
	50 to 99 employees .....	6	D	D	D	D
	100 to 249 employees .....	9	1 335	22 703	72 098	133 113
	250 to 499 employees .....	2	D	D	D	D
	500 employees or more .....	1	D	D	D	D
<b>31</b>	<b>Leather &amp; leather products .....</b>	<b>31</b>	<b>5 785</b>	<b>64 976</b>	<b>226 890</b>	<b>387 524</b>
	Establishments with an average of—					
	1 to 4 employees .....	7	D	D	D	D
	5 to 9 employees .....	6	D	D	D	D
	10 to 19 employees .....	1	D	D	D	D
	20 to 49 employees .....	1	D	D	D	D
	50 to 99 employees .....	2	D	D	D	D
	100 to 249 employees .....	6	820	8 435	42 305	56 697
	250 to 499 employees .....	4	1 530	15 772	49 881	76 298
	500 employees or more .....	4	3 173	38 254	127 464	240 972
314	Footwear, except rubber .....	18	4 361	48 044	156 061	273 639
	Establishments with an average of—					
	1 to 4 employees .....	4	D	D	D	D
	5 to 9 employees .....	2	D	D	D	D
	10 to 19 employees .....	1	D	D	D	D
	20 to 49 employees .....	—	—	—	—	—
	50 to 99 employees .....	1	D	D	D	D
	100 to 249 employees .....	4	D	D	D	D
	250 to 499 employees .....	3	D	D	D	D
	500 employees or more .....	3	D	D	D	D
315	Leather gloves & mittens .....	1	D	D	D	D
	Establishments with an average of—					
	1 to 4 employees .....	—	—	—	—	—
	5 to 9 employees .....	1	D	D	D	D
	10 to 19 employees .....	—	—	—	—	—
	20 to 49 employees .....	—	—	—	—	—
	50 to 99 employees .....	—	—	—	—	—
	100 to 249 employees .....	—	—	—	—	—
	250 to 499 employees .....	—	—	—	—	—
	500 employees or more .....	—	—	—	—	—
316	Luggage .....	2	D	D	D	D
	Establishments with an average of—					
	1 to 4 employees .....	1	D	D	D	D
	5 to 9 employees .....	1	D	D	D	D
	10 to 19 employees .....	—	—	—	—	—
	20 to 49 employees .....	—	—	—	—	—
	50 to 99 employees .....	—	—	—	—	—
	100 to 249 employees .....	—	—	—	—	—
	250 to 499 employees .....	—	—	—	—	—
	500 employees or more .....	—	—	—	—	—

**Table 7. Selected Statistics by Employment Size of Establishment for Industry Groups: 1997 and 1992—Con.**

[Detail may not add to total because of rounding. For meaning of abbreviations and symbols, see introductory text. For explanation of terms, see Appendix A]

SIC code	Industry group and employment size of establishment	Establishments (number)	All employees+		Value added by manufacture (\$1,000)	Value of shipments (\$1,000)
			Total (number)	Payroll (\$1,000)		
	<b>1992—Con.</b>					
<b>31</b>	<b>Leather &amp; leather products—Con.</b>					
317	Handbags & personal leather goods .....	8	1 297	15 783	65 213	107 337
	Establishments with an average of—					
	1 to 4 employees .....	2	D	D	D	D
	5 to 9 employees .....	1	D	D	D	D
	10 to 19 employees .....	—	—	—	—	—
	20 to 49 employees .....	1	D	D	D	D
	50 to 99 employees .....	1	D	D	D	D
	100 to 249 employees .....	1	D	D	D	D
	250 to 499 employees .....	1	D	D	D	D
	500 employees or more .....	1	D	D	D	D
319	Leather goods, nec .....	2	D	D	D	D
	Establishments with an average of—					
	1 to 4 employees .....	—	—	—	—	—
	5 to 9 employees .....	1	D	D	D	D
	10 to 19 employees .....	—	—	—	—	—
	20 to 49 employees .....	—	—	—	—	—
	50 to 99 employees .....	—	—	—	—	—
	100 to 249 employees .....	1	D	D	D	D
	250 to 499 employees .....	—	—	—	—	—
	500 employees or more .....	—	—	—	—	—
<b>32</b>	<b>Stone, clay, &amp; glass products .....</b>	<b>174</b>	<b>4 517</b>	<b>81 267</b>	<b>318 760</b>	<b>518 629</b>
	Establishments with an average of—					
	1 to 4 employees .....	52	109	1 072	5 129	10 272
	5 to 9 employees .....	18	128	1 502	8 568	14 183
	10 to 19 employees .....	47	632	9 707	50 027	86 136
	20 to 49 employees .....	39	1 069	16 373	73 203	102 507
	50 to 99 employees .....	10	630	8 242	33 893	41 581
	100 to 249 employees .....	5	795	12 615	52 428	109 994
	250 to 499 employees .....	3	1 154	31 756	95 512	153 956
	500 employees or more .....	—	—	—	—	—
321	Flat glass .....	2	D	D	D	D
	Establishments with an average of—					
	1 to 4 employees .....	—	—	—	—	—
	5 to 9 employees .....	—	—	—	—	—
	10 to 19 employees .....	—	—	—	—	—
	20 to 49 employees .....	1	D	D	D	D
	50 to 99 employees .....	1	D	D	D	D
	100 to 249 employees .....	—	—	—	—	—
	250 to 499 employees .....	—	—	—	—	—
	500 employees or more .....	—	—	—	—	—
322	Glass & glassware, pressed or blown .....	5	D	D	D	D
	Establishments with an average of—					
	1 to 4 employees .....	5	D	D	D	D
	5 to 9 employees .....	—	—	—	—	—
	10 to 19 employees .....	—	—	—	—	—
	20 to 49 employees .....	—	—	—	—	—
	50 to 99 employees .....	—	—	—	—	—
	100 to 249 employees .....	—	—	—	—	—
	250 to 499 employees .....	—	—	—	—	—
	500 employees or more .....	—	—	—	—	—
323	Products of purchased glass .....	9	582	13 433	41 650	53 673
	Establishments with an average of—					
	1 to 4 employees .....	4	D	D	D	D
	5 to 9 employees .....	—	—	—	—	—
	10 to 19 employees .....	—	—	—	—	—
	20 to 49 employees .....	3	D	D	D	D
	50 to 99 employees .....	1	D	D	D	D
	100 to 249 employees .....	—	—	—	—	—
	250 to 499 employees .....	1	D	D	D	D
	500 employees or more .....	—	—	—	—	—
324	Cement, hydraulic .....	1	D	D	D	D
	Establishments with an average of—					
	1 to 4 employees .....	—	—	—	—	—
	5 to 9 employees .....	—	—	—	—	—
	10 to 19 employees .....	—	—	—	—	—
	20 to 49 employees .....	—	—	—	—	—
	50 to 99 employees .....	—	—	—	—	—
	100 to 249 employees .....	—	—	—	—	—
	250 to 499 employees .....	1	D	D	D	D
	500 employees or more .....	—	—	—	—	—
325	Structural clay products .....	3	D	D	D	D
	Establishments with an average of—					
	1 to 4 employees .....	2	D	D	D	D
	5 to 9 employees .....	—	—	—	—	—
	10 to 19 employees .....	—	—	—	—	—
	20 to 49 employees .....	1	D	D	D	D
	50 to 99 employees .....	—	—	—	—	—
	100 to 249 employees .....	—	—	—	—	—
	250 to 499 employees .....	—	—	—	—	—
	500 employees or more .....	—	—	—	—	—

**Table 7. Selected Statistics by Employment Size of Establishment for Industry Groups: 1997 and 1992—Con.**

[Detail may not add to total because of rounding. For meaning of abbreviations and symbols, see introductory text. For explanation of terms, see Appendix A]

SIC code	Industry group and employment size of establishment	Establishments (number)	All employees+		Value added by manufacture (\$1,000)	Value of shipments (\$1,000)
			Total (number)	Payroll (\$1,000)		
	<b>1992—Con.</b>					
<b>32</b>	<b>Stone, clay, &amp; glass products—Con.</b>					
326	Pottery & related products .....	6	153	1 801	6 255	7 033
	Establishments with an average of—					
	1 to 4 employees .....	3	D	D	D	D
	5 to 9 employees .....	—	—	—	—	—
	10 to 19 employees .....	—	—	—	—	—
	20 to 49 employees .....	1	D	D	D	D
	50 to 99 employees .....	2	D	D	D	D
	100 to 249 employees .....	—	—	—	—	—
	250 to 499 employees .....	—	—	—	—	—
	500 employees or more .....	—	—	—	—	—
327	Concrete, gypsum, & plaster products .....	122	2 678	48 492	222 046	371 303
	Establishments with an average of—					
	1 to 4 employees .....	28	D	D	D	D
	5 to 9 employees .....	17	D	D	D	D
	10 to 19 employees .....	45	D	D	D	D
	20 to 49 employees .....	25	669	10 393	52 265	74 146
	50 to 99 employees .....	2	D	D	D	D
	100 to 249 employees .....	4	D	D	D	D
	250 to 499 employees .....	1	D	D	D	D
	500 employees or more .....	—	—	—	—	—
328	Cut stone & stone products .....	17	479	5 929	18 518	23 729
	Establishments with an average of—					
	1 to 4 employees .....	6	D	D	D	D
	5 to 9 employees .....	1	D	D	D	D
	10 to 19 employees .....	1	D	D	D	D
	20 to 49 employees .....	5	D	D	D	D
	50 to 99 employees .....	3	181	2 503	7 606	9 659
	100 to 249 employees .....	1	D	D	D	D
	250 to 499 employees .....	—	—	—	—	—
	500 employees or more .....	—	—	—	—	—
329	Miscellaneous nonmetallic mineral products .....	9	190	2 928	10 877	17 856
	Establishments with an average of—					
	1 to 4 employees .....	4	D	D	D	D
	5 to 9 employees .....	—	—	—	—	—
	10 to 19 employees .....	1	D	D	D	D
	20 to 49 employees .....	3	D	D	D	D
	50 to 99 employees .....	1	D	D	D	D
	100 to 249 employees .....	—	—	—	—	—
	250 to 499 employees .....	—	—	—	—	—
	500 employees or more .....	—	—	—	—	—
<b>33</b>	<b>Primary metal industries .....</b>	<b>27</b>	<b>D</b>	<b>D</b>	<b>D</b>	<b>D</b>
	Establishments with an average of—					
	1 to 4 employees .....	8	D	D	D	D
	5 to 9 employees .....	2	D	D	D	D
	10 to 19 employees .....	6	D	D	D	D
	20 to 49 employees .....	8	278	3 703	18 640	27 938
	50 to 99 employees .....	1	D	D	D	D
	100 to 249 employees .....	2	D	D	D	D
	250 to 499 employees .....	—	—	—	—	—
	500 employees or more .....	—	—	—	—	—
331	Blast furnace & basic steel products .....	8	206	2 692	18 922	28 419
	Establishments with an average of—					
	1 to 4 employees .....	3	D	D	D	D
	5 to 9 employees .....	—	—	—	—	—
	10 to 19 employees .....	3	D	D	D	D
	20 to 49 employees .....	1	D	D	D	D
	50 to 99 employees .....	—	—	—	—	—
	100 to 249 employees .....	1	D	D	D	D
	250 to 499 employees .....	—	—	—	—	—
	500 employees or more .....	—	—	—	—	—
332	Iron & steel foundries .....	3	D	D	D	D
	Establishments with an average of—					
	1 to 4 employees .....	1	D	D	D	D
	5 to 9 employees .....	—	—	—	—	—
	10 to 19 employees .....	1	D	D	D	D
	20 to 49 employees .....	1	D	D	D	D
	50 to 99 employees .....	—	—	—	—	—
	100 to 249 employees .....	—	—	—	—	—
	250 to 499 employees .....	—	—	—	—	—
	500 employees or more .....	—	—	—	—	—
334	Secondary nonferrous metals .....	4	82	679	2 258	3 770
	Establishments with an average of—					
	1 to 4 employees .....	—	—	—	—	—
	5 to 9 employees .....	1	D	D	D	D
	10 to 19 employees .....	1	D	D	D	D
	20 to 49 employees .....	2	D	D	D	D
	50 to 99 employees .....	—	—	—	—	—
	100 to 249 employees .....	—	—	—	—	—
	250 to 499 employees .....	—	—	—	—	—
	500 employees or more .....	—	—	—	—	—

**Table 7. Selected Statistics by Employment Size of Establishment for Industry Groups: 1997 and 1992—Con.**

[Detail may not add to total because of rounding. For meaning of abbreviations and symbols, see introductory text. For explanation of terms, see Appendix A]

SIC code	Industry group and employment size of establishment	Establishments (number)	All employees+		Value added by manufacture (\$1,000)	Value of shipments (\$1,000)
			Total (number)	Payroll (\$1,000)		
	<b>1992—Con.</b>					
<b>33</b>	<b>Primary metal industries—Con.</b>					
335	Nonferrous rolling & drawing .....	5	193	2 950	9 346	19 832
	Establishments with an average of—					
	1 to 4 employees .....	2	D	D	D	D
	5 to 9 employees .....	—	—	—	—	—
	10 to 19 employees .....	—	—	—	—	—
	20 to 49 employees .....	2	D	D	D	D
	50 to 99 employees .....	—	—	—	—	—
	100 to 249 employees .....	1	D	D	D	D
	250 to 499 employees .....	—	—	—	—	—
	500 employees or more .....	—	—	—	—	—
336	Nonferrous foundries (castings) .....	1	D	D	D	D
	Establishments with an average of—					
	1 to 4 employees .....	—	—	—	—	—
	5 to 9 employees .....	—	—	—	—	—
	10 to 19 employees .....	—	—	—	—	—
	20 to 49 employees .....	1	D	D	D	D
	50 to 99 employees .....	—	—	—	—	—
	100 to 249 employees .....	—	—	—	—	—
	250 to 499 employees .....	—	—	—	—	—
	500 employees or more .....	—	—	—	—	—
339	Miscellaneous primary metal products .....	6	137	2 709	14 920	16 343
	Establishments with an average of—					
	1 to 4 employees .....	2	D	D	D	D
	5 to 9 employees .....	1	D	D	D	D
	10 to 19 employees .....	1	D	D	D	D
	20 to 49 employees .....	1	D	D	D	D
	50 to 99 employees .....	1	D	D	D	D
	100 to 249 employees .....	—	—	—	—	—
	250 to 499 employees .....	—	—	—	—	—
	500 employees or more .....	—	—	—	—	—
<b>34</b>	<b>Fabricated metal products .....</b>	<b>211</b>	<b>4 924</b>	<b>67 393</b>	<b>313 449</b>	<b>492 049</b>
	Establishments with an average of—					
	1 to 4 employees .....	79	161	1 427	18 647	26 298
	5 to 9 employees .....	31	D	D	D	D
	10 to 19 employees .....	33	449	5 174	19 952	33 338
	20 to 49 employees .....	39	1 265	15 217	61 421	105 268
	50 to 99 employees .....	20	1 396	25 339	125 823	210 033
	100 to 249 employees .....	8	1 078	12 363	66 615	78 043
	250 to 499 employees .....	1	D	D	D	D
	500 employees or more .....	—	—	—	—	—
341	Metal cans & shipping containers .....	11	455	11 209	87 072	140 382
	Establishments with an average of—					
	1 to 4 employees .....	4	D	D	D	D
	5 to 9 employees .....	—	—	—	—	—
	10 to 19 employees .....	1	D	D	D	D
	20 to 49 employees .....	1	D	D	D	D
	50 to 99 employees .....	5	389	10 308	72 135	123 404
	100 to 249 employees .....	—	—	—	—	—
	250 to 499 employees .....	—	—	—	—	—
	500 employees or more .....	—	—	—	—	—
342	Cutlery, handtools, & hardware .....	6	D	D	D	D
	Establishments with an average of—					
	1 to 4 employees .....	1	D	D	D	D
	5 to 9 employees .....	1	D	D	D	D
	10 to 19 employees .....	1	D	D	D	D
	20 to 49 employees .....	3	110	1 302	4 518	7 755
	50 to 99 employees .....	—	—	—	—	—
	100 to 249 employees .....	—	—	—	—	—
	250 to 499 employees .....	—	—	—	—	—
	500 employees or more .....	—	—	—	—	—
343	Plumbing & heating, except electric .....	5	D	D	D	D
	Establishments with an average of—					
	1 to 4 employees .....	1	D	D	D	D
	5 to 9 employees .....	2	D	D	D	D
	10 to 19 employees .....	—	—	—	—	—
	20 to 49 employees .....	2	D	D	D	D
	50 to 99 employees .....	—	—	—	—	—
	100 to 249 employees .....	—	—	—	—	—
	250 to 499 employees .....	—	—	—	—	—
	500 employees or more .....	—	—	—	—	—
344	Fabricated structural metal products .....	134	2 961	36 436	140 675	222 464
	Establishments with an average of—					
	1 to 4 employees .....	58	115	868	3 946	9 004
	5 to 9 employees .....	20	D	D	D	D
	10 to 19 employees .....	18	245	2 654	9 299	16 601
	20 to 49 employees .....	20	641	7 293	25 746	57 018
	50 to 99 employees .....	12	783	10 016	29 925	46 889
	100 to 249 employees .....	5	672	8 399	52 712	57 597
	250 to 499 employees .....	1	D	D	D	D
	500 employees or more .....	—	—	—	—	—



**Table 7. Selected Statistics by Employment Size of Establishment for Industry Groups: 1997 and 1992—Con.**

[Detail may not add to total because of rounding. For meaning of abbreviations and symbols, see introductory text. For explanation of terms, see Appendix A]

SIC code	Industry group and employment size of establishment	Establishments (number)	All employees+		Value added by manufacture (\$1,000)	Value of shipments (\$1,000)
			Total (number)	Payroll (\$1,000)		
	<b>1992—Con.</b>					
<b>34</b>	<b>Fabricated metal products—Con.</b>					
345	Screw machine products, bolts, etc .....	13	262	4 731	17 319	21 830
	Establishments with an average of—					
	1 to 4 employees .....	3	8	77	568	713
	5 to 9 employees .....	—	—	—	—	—
	10 to 19 employees .....	5	D	D	D	D
	20 to 49 employees .....	4	100	1 542	6 057	8 100
	50 to 99 employees .....	1	D	D	D	D
	100 to 249 employees .....	—	—	—	—	—
	250 to 499 employees .....	—	—	—	—	—
	500 employees or more .....	—	—	—	—	—
346	Metal forgings & stampings .....	10	212	3 029	14 739	26 469
	Establishments with an average of—					
	1 to 4 employees .....	2	D	D	D	D
	5 to 9 employees .....	2	D	D	D	D
	10 to 19 employees .....	3	43	554	4 108	4 688
	20 to 49 employees .....	2	D	D	D	D
	50 to 99 employees .....	1	D	D	D	D
	100 to 249 employees .....	—	—	—	—	—
	250 to 499 employees .....	—	—	—	—	—
	500 employees or more .....	—	—	—	—	—
347	Metal services, nec .....	7	336	2 562	9 520	12 566
	Establishments with an average of—					
	1 to 4 employees .....	2	D	D	D	D
	5 to 9 employees .....	—	—	—	—	—
	10 to 19 employees .....	2	D	D	D	D
	20 to 49 employees .....	1	D	D	D	D
	50 to 99 employees .....	—	—	—	—	—
	100 to 249 employees .....	2	D	D	D	D
	250 to 499 employees .....	—	—	—	—	—
	500 employees or more .....	—	—	—	—	—
349	Miscellaneous fabricated metal products .....	25	472	6 912	30 828	46 984
	Establishments with an average of—					
	1 to 4 employees .....	8	D	D	D	D
	5 to 9 employees .....	6	36	354	1 041	2 340
	10 to 19 employees .....	3	37	445	1 823	4 088
	20 to 49 employees .....	6	211	2 727	12 078	15 149
	50 to 99 employees .....	1	D	D	D	D
	100 to 249 employees .....	1	D	D	D	D
	250 to 499 employees .....	—	—	—	—	—
	500 employees or more .....	—	—	—	—	—
<b>35</b>	<b>Industrial machinery &amp; equipment .....</b>	<b>74</b>	<b>5 373</b>	<b>109 514</b>	<b>702 396</b>	<b>1 292 020</b>
	Establishments with an average of—					
	1 to 4 employees .....	28	65	705	4 501	8 775
	5 to 9 employees .....	15	94	1 084	4 096	7 347
	10 to 19 employees .....	5	60	772	3 796	6 307
	20 to 49 employees .....	7	215	4 459	16 495	28 632
	50 to 99 employees .....	5	326	4 786	17 784	39 245
	100 to 249 employees .....	5	740	13 054	67 601	138 970
	250 to 499 employees .....	6	2 027	40 716	315 631	570 478
	500 employees or more .....	3	1 846	43 938	272 492	492 266
352	Farm & garden machinery .....	1	D	D	D	D
	Establishments with an average of—					
	1 to 4 employees .....	—	—	—	—	—
	5 to 9 employees .....	—	—	—	—	—
	10 to 19 employees .....	1	D	D	D	D
	20 to 49 employees .....	—	—	—	—	—
	50 to 99 employees .....	—	—	—	—	—
	100 to 249 employees .....	—	—	—	—	—
	250 to 499 employees .....	—	—	—	—	—
	500 employees or more .....	—	—	—	—	—
353	Construction & related machinery .....	5	D	D	D	D
	Establishments with an average of—					
	1 to 4 employees .....	2	D	D	D	D
	5 to 9 employees .....	—	—	—	—	—
	10 to 19 employees .....	1	D	D	D	D
	20 to 49 employees .....	—	—	—	—	—
	50 to 99 employees .....	2	D	D	D	D
	100 to 249 employees .....	—	—	—	—	—
	250 to 499 employees .....	—	—	—	—	—
	500 employees or more .....	—	—	—	—	—
354	Metalworking machinery .....	18	D	D	D	D
	Establishments with an average of—					
	1 to 4 employees .....	8	17	281	2 417	4 623
	5 to 9 employees .....	4	D	D	D	D
	10 to 19 employees .....	—	—	—	—	—
	20 to 49 employees .....	4	D	D	D	D
	50 to 99 employees .....	1	D	D	D	D
	100 to 249 employees .....	1	D	D	D	D
	250 to 499 employees .....	—	—	—	—	—
	500 employees or more .....	—	—	—	—	—

**Table 7. Selected Statistics by Employment Size of Establishment for Industry Groups: 1997 and 1992—Con.**

[Detail may not add to total because of rounding. For meaning of abbreviations and symbols, see introductory text. For explanation of terms, see Appendix A]

SIC code	Industry group and employment size of establishment	Establishments (number)	All employees+		Value added by manufacture (\$1,000)	Value of shipments (\$1,000)
			Total (number)	Payroll (\$1,000)		
	<b>1992—Con.</b>					
<b>35</b>	<b>Industrial machinery &amp; equipment—Con.</b>					
355	Special industry machinery .....	6	19	161	770	1 472
	Establishments with an average of—					
	1 to 4 employees .....	5	D	D	D	D
	5 to 9 employees .....	—	—	—	—	—
	10 to 19 employees .....	1	D	D	D	D
	20 to 49 employees .....	—	—	—	—	—
	50 to 99 employees .....	—	—	—	—	—
	100 to 249 employees .....	—	—	—	—	—
	250 to 499 employees .....	—	—	—	—	—
	500 employees or more .....	—	—	—	—	—
356	General industrial machinery .....	9	809	12 764	94 514	125 459
	Establishments with an average of—					
	1 to 4 employees .....	4	D	D	D	D
	5 to 9 employees .....	1	D	D	D	D
	10 to 19 employees .....	—	—	—	—	—
	20 to 49 employees .....	1	D	D	D	D
	50 to 99 employees .....	—	—	—	—	—
	100 to 249 employees .....	1	D	D	D	D
	250 to 499 employees .....	2	D	D	D	D
	500 employees or more .....	—	—	—	—	—
357	Computer & office equipment .....	17	3 247	75 930	473 407	903 953
	Establishments with an average of—					
	1 to 4 employees .....	1	D	D	D	D
	5 to 9 employees .....	4	D	D	D	D
	10 to 19 employees .....	1	D	D	D	D
	20 to 49 employees .....	2	D	D	D	D
	50 to 99 employees .....	1	D	D	D	D
	100 to 249 employees .....	3	D	D	D	D
	250 to 499 employees .....	2	D	D	D	D
	500 employees or more .....	3	1 846	43 938	272 492	492 266
358	Refrigeration & service machinery .....	6	D	D	D	D
	Establishments with an average of—					
	1 to 4 employees .....	2	D	D	D	D
	5 to 9 employees .....	1	D	D	D	D
	10 to 19 employees .....	—	—	—	—	—
	20 to 49 employees .....	—	—	—	—	—
	50 to 99 employees .....	1	D	D	D	D
	100 to 249 employees .....	—	—	—	—	—
	250 to 499 employees .....	2	D	D	D	D
	500 employees or more .....	—	—	—	—	—
359	Industrial machinery, nec .....	12	58	544	2 953	5 377
	Establishments with an average of—					
	1 to 4 employees .....	6	D	D	D	D
	5 to 9 employees .....	5	31	297	1 543	2 570
	10 to 19 employees .....	1	D	D	D	D
	20 to 49 employees .....	—	—	—	—	—
	50 to 99 employees .....	—	—	—	—	—
	100 to 249 employees .....	—	—	—	—	—
	250 to 499 employees .....	—	—	—	—	—
	500 employees or more .....	—	—	—	—	—
<b>36</b>	<b>Electronic &amp; other electric equipment .....</b>	<b>114</b>	<b>17 224</b>	<b>277 196</b>	<b>1 691 770</b>	<b>2 778 994</b>
	Establishments with an average of—					
	1 to 4 employees .....	14	25	288	1 984	3 282
	5 to 9 employees .....	4	25	250	1 262	1 824
	10 to 19 employees .....	10	148	2 231	11 985	19 895
	20 to 49 employees .....	16	481	6 550	27 559	46 072
	50 to 99 employees .....	13	943	15 709	83 034	144 760
	100 to 249 employees .....	35	6 321	103 350	628 484	952 479
	250 to 499 employees .....	17	5 863	94 118	610 284	1 011 545
	500 employees or more .....	5	3 418	54 700	327 178	599 137
361	Electric distribution equipment .....	21	3 701	63 563	281 425	503 856
	Establishments with an average of—					
	1 to 4 employees .....	1	D	D	D	D
	5 to 9 employees .....	—	—	—	—	—
	10 to 19 employees .....	4	D	D	D	D
	20 to 49 employees .....	3	D	D	D	D
	50 to 99 employees .....	1	D	D	D	D
	100 to 249 employees .....	6	D	D	D	D
	250 to 499 employees .....	4	D	D	D	D
	500 employees or more .....	2	D	D	D	D
362	Electrical industrial apparatus .....	11	1 261	18 291	144 198	189 501
	Establishments with an average of—					
	1 to 4 employees .....	—	—	—	—	—
	5 to 9 employees .....	1	D	D	D	D
	10 to 19 employees .....	1	D	D	D	D
	20 to 49 employees .....	3	D	D	D	D
	50 to 99 employees .....	2	D	D	D	D
	100 to 249 employees .....	2	D	D	D	D
	250 to 499 employees .....	2	D	D	D	D
	500 employees or more .....	—	—	—	—	—

**Table 7. Selected Statistics by Employment Size of Establishment for Industry Groups: 1997 and 1992—Con.**

[Detail may not add to total because of rounding. For meaning of abbreviations and symbols, see introductory text. For explanation of terms, see Appendix A]

SIC code	Industry group and employment size of establishment	Establishments (number)	All employees+		Value added by manufacture (\$1,000)	Value of shipments (\$1,000)
			Total (number)	Payroll (\$1,000)		
	<b>1992—Con.</b>					
<b>36</b>	<b>Electronic &amp; other electric equipment—Con.</b>					
363	Household appliances .....	6	D	D	D	D
	Establishments with an average of—					
	1 to 4 employees .....	4	D	D	D	D
	5 to 9 employees .....	1	D	D	D	D
	10 to 19 employees .....	1	D	D	D	D
	20 to 49 employees .....	—	—	—	—	—
	50 to 99 employees .....	—	—	—	—	—
	100 to 249 employees .....	—	—	—	—	—
	250 to 499 employees .....	—	—	—	—	—
	500 employees or more .....	—	—	—	—	—
364	Electric lighting & wiring equipment .....	21	2 296	35 690	185 158	282 715
	Establishments with an average of—					
	1 to 4 employees .....	1	D	D	D	D
	5 to 9 employees .....	1	D	D	D	D
	10 to 19 employees .....	—	—	—	—	—
	20 to 49 employees .....	4	D	D	D	D
	50 to 99 employees .....	5	346	5 642	31 352	55 922
	100 to 249 employees .....	9	1 570	24 718	121 330	180 488
	250 to 499 employees .....	1	D	D	D	D
	500 employees or more .....	—	—	—	—	—
365	Household audio & video equipment .....	1	D	D	D	D
	Establishments with an average of—					
	1 to 4 employees .....	—	—	—	—	—
	5 to 9 employees .....	—	—	—	—	—
	10 to 19 employees .....	1	D	D	D	D
	20 to 49 employees .....	—	—	—	—	—
	50 to 99 employees .....	—	—	—	—	—
	100 to 249 employees .....	—	—	—	—	—
	250 to 499 employees .....	—	—	—	—	—
	500 employees or more .....	—	—	—	—	—
366	Communications equipment .....	16	3 331	58 191	385 709	703 781
	Establishments with an average of—					
	1 to 4 employees .....	2	D	D	D	D
	5 to 9 employees .....	1	D	D	D	D
	10 to 19 employees .....	1	D	D	D	D
	20 to 49 employees .....	—	—	—	—	—
	50 to 99 employees .....	—	—	—	—	—
	100 to 249 employees .....	8	1 492	23 296	165 743	252 763
	250 to 499 employees .....	3	D	D	D	D
	500 employees or more .....	1	D	D	D	D
367	Electronic components & accessories .....	30	5 519	83 887	585 043	884 004
	Establishments with an average of—					
	1 to 4 employees .....	4	7	79	556	986
	5 to 9 employees .....	—	—	—	—	—
	10 to 19 employees .....	1	D	D	D	D
	20 to 49 employees .....	4	D	D	D	D
	50 to 99 employees .....	5	359	5 542	36 313	62 070
	100 to 249 employees .....	9	1 626	28 633	213 467	300 284
	250 to 499 employees .....	5	1 722	24 478	191 028	302 132
	500 employees or more .....	2	D	D	D	D
369	Miscellaneous electrical equipment & supplies .....	8	1 078	17 040	107 443	211 364
	Establishments with an average of—					
	1 to 4 employees .....	2	D	D	D	D
	5 to 9 employees .....	—	—	—	—	—
	10 to 19 employees .....	1	D	D	D	D
	20 to 49 employees .....	2	D	D	D	D
	50 to 99 employees .....	—	—	—	—	—
	100 to 249 employees .....	1	D	D	D	D
	250 to 499 employees .....	2	D	D	D	D
	500 employees or more .....	—	—	—	—	—
<b>37</b>	<b>Transportation equipment .....</b>	<b>34</b>	<b>1 315</b>	<b>20 515</b>	<b>98 584</b>	<b>151 466</b>
	Establishments with an average of—					
	1 to 4 employees .....	12	D	D	D	D
	5 to 9 employees .....	5	D	D	D	D
	10 to 19 employees .....	6	86	1 107	4 846	8 980
	20 to 49 employees .....	8	D	D	D	D
	50 to 99 employees .....	—	—	—	—	—
	100 to 249 employees .....	1	D	D	D	D
	250 to 499 employees .....	2	D	D	D	D
	500 employees or more .....	—	—	—	—	—
371	Motor vehicles & equipment .....	19	1 221	19 334	92 417	142 466
	Establishments with an average of—					
	1 to 4 employees .....	—	—	—	—	—
	5 to 9 employees .....	5	D	D	D	D
	10 to 19 employees .....	5	D	D	D	D
	20 to 49 employees .....	6	D	D	D	D
	50 to 99 employees .....	—	—	—	—	—
	100 to 249 employees .....	1	D	D	D	D
	250 to 499 employees .....	2	D	D	D	D
	500 employees or more .....	—	—	—	—	—

**Table 7. Selected Statistics by Employment Size of Establishment for Industry Groups: 1997 and 1992—Con.**

[Detail may not add to total because of rounding. For meaning of abbreviations and symbols, see introductory text. For explanation of terms, see Appendix A]

SIC code	Industry group and employment size of establishment	Establishments (number)	All employees+		Value added by manufacture (\$1,000)	Value of shipments (\$1,000)
			Total (number)	Payroll (\$1,000)		
	<b>1992—Con.</b>					
<b>37</b>	<b>Transportation equipment—Con.</b>					
372	Aircraft & parts .....	1	D	D	D	D
	Establishments with an average of—					
	1 to 4 employees .....	—	—	—	—	—
	5 to 9 employees .....	—	—	—	—	—
	10 to 19 employees .....	1	D	D	D	D
	20 to 49 employees .....	—	—	—	—	—
	50 to 99 employees .....	—	—	—	—	—
	100 to 249 employees .....	—	—	—	—	—
	250 to 499 employees .....	—	—	—	—	—
	500 employees or more .....	—	—	—	—	—
373	Ship & boat building & repairing .....	10	D	D	D	D
	Establishments with an average of—					
	1 to 4 employees .....	10	D	D	D	D
	5 to 9 employees .....	—	—	—	—	—
	10 to 19 employees .....	—	—	—	—	—
	20 to 49 employees .....	—	—	—	—	—
	50 to 99 employees .....	—	—	—	—	—
	100 to 249 employees .....	—	—	—	—	—
	250 to 499 employees .....	—	—	—	—	—
	500 employees or more .....	—	—	—	—	—
379	Miscellaneous transportation equipment .....	4	59	765	2 885	3 797
	Establishments with an average of—					
	1 to 4 employees .....	2	D	D	D	D
	5 to 9 employees .....	—	—	—	—	—
	10 to 19 employees .....	—	—	—	—	—
	20 to 49 employees .....	2	D	D	D	D
	50 to 99 employees .....	—	—	—	—	—
	100 to 249 employees .....	—	—	—	—	—
	250 to 499 employees .....	—	—	—	—	—
	500 employees or more .....	—	—	—	—	—
<b>38</b>	<b>Instruments &amp; related products .....</b>	<b>65</b>	<b>12 398</b>	<b>220 346</b>	<b>1 296 702</b>	<b>1 873 789</b>
	Establishments with an average of—					
	1 to 4 employees .....	7	D	D	D	D
	5 to 9 employees .....	2	D	D	D	D
	10 to 19 employees .....	3	42	491	3 581	3 968
	20 to 49 employees .....	10	307	5 675	55 162	65 985
	50 to 99 employees .....	9	662	12 031	95 460	121 028
	100 to 249 employees .....	21	3 267	59 661	511 110	663 424
	250 to 499 employees .....	6	2 038	44 992	290 298	442 534
	500 employees or more .....	7	6 054	97 129	339 204	574 056
381	Search & navigation equipment .....	1	D	D	D	D
	Establishments with an average of—					
	1 to 4 employees .....	—	—	—	—	—
	5 to 9 employees .....	—	—	—	—	—
	10 to 19 employees .....	—	—	—	—	—
	20 to 49 employees .....	1	D	D	D	D
	50 to 99 employees .....	—	—	—	—	—
	100 to 249 employees .....	—	—	—	—	—
	250 to 499 employees .....	—	—	—	—	—
	500 employees or more .....	—	—	—	—	—
382	Measuring & controlling devices .....	15	1 292	22 473	225 752	252 560
	Establishments with an average of—					
	1 to 4 employees .....	2	D	D	D	D
	5 to 9 employees .....	1	D	D	D	D
	10 to 19 employees .....	1	D	D	D	D
	20 to 49 employees .....	3	D	D	D	D
	50 to 99 employees .....	1	D	D	D	D
	100 to 249 employees .....	7	D	D	D	D
	250 to 499 employees .....	—	—	—	—	—
	500 employees or more .....	—	—	—	—	—
384	Medical instruments & supplies .....	40	10 044	182 206	1 003 286	1 528 711
	Establishments with an average of—					
	1 to 4 employees .....	2	D	D	D	D
	5 to 9 employees .....	—	—	—	—	—
	10 to 19 employees .....	2	D	D	D	D
	20 to 49 employees .....	5	D	D	D	D
	50 to 99 employees .....	8	D	D	D	D
	100 to 249 employees .....	11	1 757	34 091	307 420	427 697
	250 to 499 employees .....	6	2 038	44 992	290 298	442 534
	500 employees or more .....	6	D	D	D	D
385	Ophthalmic goods .....	7	D	D	D	D
	Establishments with an average of—					
	1 to 4 employees .....	3	3	22	39	100
	5 to 9 employees .....	—	—	—	—	—
	10 to 19 employees .....	—	—	—	—	—
	20 to 49 employees .....	1	D	D	D	D
	50 to 99 employees .....	—	—	—	—	—
	100 to 249 employees .....	2	D	D	D	D
	250 to 499 employees .....	—	—	—	—	—
	500 employees or more .....	1	D	D	D	D

**Table 7. Selected Statistics by Employment Size of Establishment for Industry Groups: 1997 and 1992—Con.**

[Detail may not add to total because of rounding. For meaning of abbreviations and symbols, see introductory text. For explanation of terms, see Appendix A]

SIC code	Industry group and employment size of establishment	Establishments (number)	All employees+		Value added by manufacture (\$1,000)	Value of shipments (\$1,000)
			Total (number)	Payroll (\$1,000)		
	<b>1992—Con.</b>					
<b>38</b>	<b>Instruments &amp; related products—Con.</b>					
386	Photographic equipment & supplies .....	1	D	D	D	D
	Establishments with an average of—					
	1 to 4 employees .....	—	—	—	—	—
	5 to 9 employees .....	1	D	D	D	D
	10 to 19 employees .....	—	—	—	—	—
	20 to 49 employees .....	—	—	—	—	—
	50 to 99 employees .....	—	—	—	—	—
	100 to 249 employees .....	—	—	—	—	—
	250 to 499 employees .....	—	—	—	—	—
	500 employees or more .....	—	—	—	—	—
387	Watches, clocks, watchcases, & parts .....	1	D	D	D	D
	Establishments with an average of—					
	1 to 4 employees .....	—	—	—	—	—
	5 to 9 employees .....	—	—	—	—	—
	10 to 19 employees .....	—	—	—	—	—
	20 to 49 employees .....	—	—	—	—	—
	50 to 99 employees .....	—	—	—	—	—
	100 to 249 employees .....	1	D	D	D	D
	250 to 499 employees .....	—	—	—	—	—
	500 employees or more .....	—	—	—	—	—
<b>39</b>	<b>Miscellaneous manufacturing industries .....</b>	<b>78</b>	<b>2 754</b>	<b>39 706</b>	<b>215 247</b>	<b>264 752</b>
	Establishments with an average of—					
	1 to 4 employees .....	36	74	778	3 647	19 518
	5 to 9 employees .....	9	D	D	D	D
	10 to 19 employees .....	8	D	D	D	D
	20 to 49 employees .....	15	462	5 706	25 069	37 180
	50 to 99 employees .....	3	D	D	D	D
	100 to 249 employees .....	5	720	10 505	70 345	82 206
	250 to 499 employees .....	—	—	—	—	—
	500 employees or more .....	2	D	D	D	D
391	Jewelry, silverware, & plated ware .....	18	605	9 488	65 080	76 831
	Establishments with an average of—					
	1 to 4 employees .....	5	10	106	460	1 034
	5 to 9 employees .....	2	D	D	D	D
	10 to 19 employees .....	4	52	727	1 657	3 351
	20 to 49 employees .....	3	66	929	5 872	9 989
	50 to 99 employees .....	1	D	D	D	D
	100 to 249 employees .....	3	D	D	D	D
	250 to 499 employees .....	—	—	—	—	—
	500 employees or more .....	—	—	—	—	—
393	Musical instruments .....	1	D	D	D	D
	Establishments with an average of—					
	1 to 4 employees .....	—	—	—	—	—
	5 to 9 employees .....	1	D	D	D	D
	10 to 19 employees .....	—	—	—	—	—
	20 to 49 employees .....	—	—	—	—	—
	50 to 99 employees .....	—	—	—	—	—
	100 to 249 employees .....	—	—	—	—	—
	250 to 499 employees .....	—	—	—	—	—
	500 employees or more .....	—	—	—	—	—
394	Toys & sporting goods .....	6	85	629	1 711	3 542
	Establishments with an average of—					
	1 to 4 employees .....	3	D	D	D	D
	5 to 9 employees .....	—	—	—	—	—
	10 to 19 employees .....	1	D	D	D	D
	20 to 49 employees .....	2	D	D	D	D
	50 to 99 employees .....	—	—	—	—	—
	100 to 249 employees .....	—	—	—	—	—
	250 to 499 employees .....	—	—	—	—	—
	500 employees or more .....	—	—	—	—	—
395	Pens, pencils, office, & art supplies .....	5	D	D	D	D
	Establishments with an average of—					
	1 to 4 employees .....	4	D	D	D	D
	5 to 9 employees .....	1	D	D	D	D
	10 to 19 employees .....	—	—	—	—	—
	20 to 49 employees .....	—	—	—	—	—
	50 to 99 employees .....	—	—	—	—	—
	100 to 249 employees .....	—	—	—	—	—
	250 to 499 employees .....	—	—	—	—	—
	500 employees or more .....	—	—	—	—	—
396	Costume jewelry & notions .....	9	D	D	D	D
	Establishments with an average of—					
	1 to 4 employees .....	2	D	D	D	D
	5 to 9 employees .....	—	—	—	—	—
	10 to 19 employees .....	2	D	D	D	D
	20 to 49 employees .....	1	D	D	D	D
	50 to 99 employees .....	1	D	D	D	D
	100 to 249 employees .....	1	D	D	D	D
	250 to 499 employees .....	—	—	—	—	—
	500 employees or more .....	2	D	D	D	D

Table 7. **Selected Statistics by Employment Size of Establishment for Industry Groups: 1997 and 1992—Con.**

[Detail may not add to total because of rounding. For meaning of abbreviations and symbols, see introductory text. For explanation of terms, see Appendix A]

SIC code	Industry group and employment size of establishment	Establishments (number)	All employees+		Value added by manufacture (\$1,000)	Value of shipments (\$1,000)
			Total (number)	Payroll (\$1,000)		
	<b>1992—Con.</b>					
<b>39</b>	<b>Miscellaneous manufacturing industries—Con.</b>					
399	Miscellaneous mfg .....	39	563	7 593	37 230	67 286
	Establishments with an average of—					
	1 to 4 employees .....	22	45	503	2 259	16 232
	5 to 9 employees .....	5	D	D	D	D
	10 to 19 employees .....	1	D	D	D	D
	20 to 49 employees .....	9	302	3 995	14 710	21 671
	50 to 99 employees .....	1	D	D	D	D
	100 to 249 employees .....	1	D	D	D	D
	250 to 499 employees .....	—	—	—	—	—
	500 employees or more .....	—	—	—	—	—

**Table 8. Value of Products Shipped and Contract Receipts for Major Groups by Country of Destination: 1997**

[Detail may not add to total because of rounding. For meaning of abbreviations and symbols, see introductory text. For explanation of terms, see Appendix A]

SIC code	Major group and country of destination of shipments	Establishments (number)	Value of products shipped and contract receipts (\$1,000)
	<b>All manufacturing industries</b> .....	<b>2 092</b>	<b>46 394 208</b>
	Puerto Rico .....	N	5 968 057
	United States .....	N	32 545 650
	Virgin Islands .....	N	81 752
	Central America, South America, and Caribbean Zone, excluding Virgin Islands .....	N	1 262 139
	Other foreign places .....	N	2 694 750
	Destination unknown .....	N	3 861 860
<b>20</b>	<b>Food and kindred products</b> .....	<b>287</b>	<b>5 257 575</b>
	Puerto Rico .....	N	1 666 659
	United States .....	N	3 088 259
	Virgin Islands .....	N	15 917
	Central America, South America, and Caribbean Zone, excluding Virgin Islands .....	N	61 564
	Other foreign places .....	N	233 095
	Destination unknown .....	N	192 081
<b>21</b>	<b>Tobacco products</b> .....	<b>4</b>	<b>D</b>
	Puerto Rico .....	N	D
	United States .....	N	D
	Virgin Islands .....	N	-
	Central America, South America, and Caribbean Zone, excluding Virgin Islands .....	N	-
	Other foreign places .....	N	D
	Destination unknown .....	N	D
<b>22</b>	<b>Textile mill products</b> .....	<b>20</b>	<b>D</b>
	Puerto Rico .....	N	D
	United States .....	N	86 454
	Virgin Islands .....	N	-
	Central America, South America, and Caribbean Zone, excluding Virgin Islands .....	N	-
	Other foreign places .....	N	D
	Destination unknown .....	N	40 590
<b>23</b>	<b>Apparel and other textile products</b> .....	<b>223</b>	<b>1 074 503</b>
	Puerto Rico .....	N	154 741
	United States .....	N	655 930
	Virgin Islands .....	N	D
	Central America, South America, and Caribbean Zone, excluding Virgin Islands .....	N	D
	Other foreign places .....	N	D
	Destination unknown .....	N	258 824
<b>24</b>	<b>Lumber and wood products</b> .....	<b>117</b>	<b>90 922</b>
	Puerto Rico .....	N	58 641
	United States .....	N	D
	Virgin Islands .....	N	D
	Central America, South America, and Caribbean Zone, excluding Virgin Islands .....	N	-
	Other foreign places .....	N	D
	Destination unknown .....	N	31 867
<b>25</b>	<b>Furniture and fixtures</b> .....	<b>146</b>	<b>162 346</b>
	Puerto Rico .....	N	77 820
	United States .....	N	1 457
	Virgin Islands .....	N	D
	Central America, South America, and Caribbean Zone, excluding Virgin Islands .....	N	D
	Other foreign places .....	N	-
	Destination unknown .....	N	78 552
<b>26</b>	<b>Paper and allied products</b> .....	<b>41</b>	<b>280 237</b>
	Puerto Rico .....	N	215 428
	United States .....	N	39 385
	Virgin Islands .....	N	D
	Central America, South America, and Caribbean Zone, excluding Virgin Islands .....	N	D
	Other foreign places .....	N	D
	Destination unknown .....	N	19 058
<b>27</b>	<b>Printing and publishing</b> .....	<b>208</b>	<b>707 559</b>
	Puerto Rico .....	N	172 231
	United States .....	N	26 793
	Virgin Islands .....	N	D
	Central America, South America, and Caribbean Zone, excluding Virgin Islands .....	N	D
	Other foreign places .....	N	D
	Destination unknown .....	N	492 506
<b>28</b>	<b>Chemicals and allied products</b> .....	<b>186</b>	<b>25 366 430</b>
	Puerto Rico .....	N	1 172 953
	United States .....	N	21 403 402
	Virgin Islands .....	N	8 688
	Central America, South America, and Caribbean Zone, excluding Virgin Islands .....	N	895 325
	Other foreign places .....	N	945 781
	Destination unknown .....	N	940 281

**Table 8. Value of Products Shipped and Contract Receipts for Major Groups by Country of Destination: 1997—Con.**

[Detail may not add to total because of rounding. For meaning of abbreviations and symbols, see introductory text. For explanation of terms, see Appendix A]

SIC code	Major group and country of destination of shipments	Establishments (number)	Value of products shipped and contract receipts (\$1,000)
<b>29</b>	<b>Petroleum and coal products</b>	<b>28</b>	<b>D</b>
	Puerto Rico	N	582 201
	United States	N	D
	Virgin Islands	N	D
	Central America, South America, and Caribbean Zone, excluding Virgin Islands	N	146 301
	Other foreign places	N	D
	Destination unknown	N	33 963
<b>30</b>	<b>Rubber and miscellaneous plastics products</b>	<b>71</b>	<b>605 083</b>
	Puerto Rico	N	276 848
	United States	N	228 604
	Virgin Islands	N	1 395
	Central America, South America, and Caribbean Zone, excluding Virgin Islands	N	11 002
	Other foreign places	N	1 115
	Destination unknown	N	86 119
<b>31</b>	<b>Leather and leather products</b>	<b>25</b>	<b>D</b>
	Puerto Rico	N	55 487
	United States	N	344 567
	Virgin Islands	N	—
	Central America, South America, and Caribbean Zone, excluding Virgin Islands	N	—
	Other foreign places	N	—
	Destination unknown	N	D
<b>32</b>	<b>Stone, clay, and glass products</b>	<b>159</b>	<b>717 773</b>
	Puerto Rico	N	522 665
	United States	N	15 384
	Virgin Islands	N	1 256
	Central America, South America, and Caribbean Zone, excluding Virgin Islands	N	D
	Other foreign places	N	D
	Destination unknown	N	175 669
<b>33</b>	<b>Primary metal industries</b>	<b>24</b>	<b>99 952</b>
	Puerto Rico	N	51 267
	United States	N	D
	Virgin Islands	N	—
	Central America, South America, and Caribbean Zone, excluding Virgin Islands	N	D
	Other foreign places	N	—
	Destination unknown	N	30 427
<b>34</b>	<b>Fabricated metal products</b>	<b>229</b>	<b>605 034</b>
	Puerto Rico	N	349 907
	United States	N	98 799
	Virgin Islands	N	D
	Central America, South America, and Caribbean Zone, excluding Virgin Islands	N	22 383
	Other foreign places	N	D
	Destination unknown	N	117 533
<b>35</b>	<b>Industrial machinery and equipment</b>	<b>78</b>	<b>D</b>
	Puerto Rico	N	100 323
	United States	N	1 417 656
	Virgin Islands	N	D
	Central America, South America, and Caribbean Zone, excluding Virgin Islands	N	17 185
	Other foreign places	N	D
	Destination unknown	N	65 308
<b>36</b>	<b>Electronic and other electric equipment</b>	<b>87</b>	<b>4 354 174</b>
	Puerto Rico	N	285 046
	United States	N	2 893 301
	Virgin Islands	N	186
	Central America, South America, and Caribbean Zone, excluding Virgin Islands	N	32 856
	Other foreign places	N	86 363
	Destination unknown	N	1 056 422
<b>37</b>	<b>Transportation equipment</b>	<b>34</b>	<b>159 494</b>
	Puerto Rico	N	18 203
	United States	N	118 516
	Virgin Islands	N	336
	Central America, South America, and Caribbean Zone, excluding Virgin Islands	N	D
	Other foreign places	N	D
	Destination unknown	N	21 170
<b>38</b>	<b>Instruments and related products</b>	<b>64</b>	<b>2 073 844</b>
	Puerto Rico	N	162 311
	United States	N	1 612 553
	Virgin Islands	N	D
	Central America, South America, and Caribbean Zone, excluding Virgin Islands	N	D
	Other foreign places	N	83 667
	Destination unknown	N	167 393



Table 8. **Value of Products Shipped and Contract Receipts for Major Groups by Country of Destination: 1997—Con.**

[Detail may not add to total because of rounding. For meaning of abbreviations and symbols, see introductory text. For explanation of terms, see Appendix A]

SIC code	Major group and country of destination of shipments	Establishments (number)	Value of products shipped and contract receipts (\$1,000)
<b>39</b>	<b>Miscellaneous manufacturing industries .....</b>	<b>61</b>	<b>D</b>
	Puerto Rico .....	N	43 316
	United States .....	N	141 268
	Virgin Islands .....	N	D
	Central America, South America, and Caribbean Zone, excluding Virgin Islands .....	N	1 538
	Other foreign places .....	N	D
	Destination unknown .....	N	27 662

**Table 9. Value of Products Shipped and Contract Receipts for Major Groups by Class of Customer in Puerto Rico: 1997**

[Thousand dollars. Detail may not add to total because of rounding. For meaning of abbreviations and symbols, see introductory text. For explanation of terms, see Appendix A]

SIC code	Major group and class of customer	Value of products shipped and contract receipts <sup>1</sup> (\$1,000)
	<b>All manufacturing industries</b> .....	<b>5 968 057</b>
	Wholesalers .....	1 126 028
	Retailers .....	1 053 442
	Other manufactures .....	1 825 016
	Household consumers .....	169 662
	Commonwealth government .....	296 630
	Construction companies .....	464 828
	All other classes of customers .....	399 256
	Class of customer unknown .....	633 195
<b>20</b>	<b>Food and kindred products</b> .....	<b>1 666 659</b>
	Wholesalers .....	650 567
	Retailers .....	571 902
	Other manufactures .....	129 898
	Household consumers .....	71 667
	Commonwealth government .....	D
	Construction companies .....	D
	All other classes of customers .....	44 723
	Class of customer unknown .....	176 193
<b>21</b>	<b>Tobacco products</b> .....	<b>D</b>
	Wholesalers .....	-
	Retailers .....	D
	Other manufactures .....	-
	Household consumers .....	-
	Commonwealth government .....	-
	Construction companies .....	-
	All other classes of customers .....	-
	Class of customer unknown .....	-
<b>22</b>	<b>Textile mill products</b> .....	<b>D</b>
	Wholesalers .....	510
	Retailers .....	D
	Other manufactures .....	D
	Household consumers .....	-
	Commonwealth government .....	-
	Construction companies .....	-
	All other classes of customers .....	D
	Class of customer unknown .....	-
<b>23</b>	<b>Apparel and other textile products</b> .....	<b>154 741</b>
	Wholesalers .....	48 776
	Retailers .....	17 385
	Other manufactures .....	10 903
	Household consumers .....	D
	Commonwealth government .....	D
	Construction companies .....	D
	All other classes of customers .....	8 342
	Class of customer unknown .....	D
<b>24</b>	<b>Lumber and wood products</b> .....	<b>58 641</b>
	Wholesalers .....	3 413
	Retailers .....	D
	Other manufactures .....	3 797
	Household consumers .....	2 866
	Commonwealth government .....	D
	Construction companies .....	18 763
	All other classes of customers .....	1 951
	Class of customer unknown .....	16 177
<b>25</b>	<b>Furniture and fixtures</b> .....	<b>77 820</b>
	Wholesalers .....	8 607
	Retailers .....	42 149
	Other manufactures .....	D
	Household consumers .....	5 942
	Commonwealth government .....	7 159
	Construction companies .....	D
	All other classes of customers .....	4 485
	Class of customer unknown .....	D
<b>26</b>	<b>Paper and allied products</b> .....	<b>215 428</b>
	Wholesalers .....	9 011
	Retailers .....	6 608
	Other manufactures .....	180 439
	Household consumers .....	D
	Commonwealth government .....	D
	Construction companies .....	D
	All other classes of customers .....	D
	Class of customer unknown .....	D
<b>27</b>	<b>Printing and publishing</b> .....	<b>172 231</b>
	Wholesalers .....	11 416
	Retailers .....	16 350
	Other manufactures .....	36 501
	Household consumers .....	18 453
	Commonwealth government .....	D
	Construction companies .....	D
	All other classes of customers .....	D
	Class of customer unknown .....	20 145

See footnotes at end of table.

Table 9. **Value of Products Shipped and Contract Receipts for Major Groups by Class of Customer in Puerto Rico: 1997—Con.**

[Thousand dollars. Detail may not add to total because of rounding. For meaning of abbreviations and symbols, see introductory text. For explanation of terms, see Appendix A]

SIC code	Major group and class of customer	Value of products shipped and contract receipts <sup>1</sup> (\$1,000)
<b>28</b>	<b>Chemicals and allied products</b> .....	<b>1 172 953</b>
	Wholesalers .....	60 863
	Retailers .....	120 364
	Other manufactures .....	829 786
	Household consumers .....	7 435
	Commonwealth government .....	17 781
	Construction companies .....	6 051
	All other classes of customers .....	22 091
	Class of customer unknown .....	108 582
<b>29</b>	<b>Petroleum and coal products</b> .....	<b>582 201</b>
	Wholesalers .....	D
	Retailers .....	D
	Other manufactures .....	15 459
	Household consumers .....	—
	Commonwealth government .....	157 559
	Construction companies .....	D
	All other classes of customers .....	D
	Class of customer unknown .....	D
<b>30</b>	<b>Rubber and miscellaneous plastics products</b> .....	<b>276 848</b>
	Wholesalers .....	28 778
	Retailers .....	1 754
	Other manufactures .....	220 294
	Household consumers .....	D
	Commonwealth government .....	D
	Construction companies .....	D
	All other classes of customers .....	6 022
	Class of customer unknown .....	16 525
<b>31</b>	<b>Leather and leather products</b> .....	<b>55 487</b>
	Wholesalers .....	D
	Retailers .....	D
	Other manufactures .....	D
	Household consumers .....	—
	Commonwealth government .....	—
	Construction companies .....	—
	All other classes of customers .....	D
	Class of customer unknown .....	—
<b>32</b>	<b>Stone, clay, and glass products</b> .....	<b>522 665</b>
	Wholesalers .....	19 170
	Retailers .....	106 133
	Other manufactures .....	D
	Household consumers .....	15 363
	Commonwealth government .....	49 837
	Construction companies .....	233 018
	All other classes of customers .....	D
	Class of customer unknown .....	24 252
<b>33</b>	<b>Primary metal industries</b> .....	<b>51 267</b>
	Wholesalers .....	D
	Retailers .....	D
	Other manufactures .....	D
	Household consumers .....	D
	Commonwealth government .....	2 442
	Construction companies .....	11 483
	All other classes of customers .....	D
	Class of customer unknown .....	D
<b>34</b>	<b>Fabricated metal products</b> .....	<b>349 907</b>
	Wholesalers .....	59 348
	Retailers .....	18 210
	Other manufactures .....	145 797
	Household consumers .....	22 355
	Commonwealth government .....	2 563
	Construction companies .....	46 842
	All other classes of customers .....	49 071
	Class of customer unknown .....	5 721
<b>35</b>	<b>Industrial machinery and equipment</b> .....	<b>100 323</b>
	Wholesalers .....	D
	Retailers .....	1 801
	Other manufactures .....	30 057
	Household consumers .....	D
	Commonwealth government .....	5 350
	Construction companies .....	D
	All other classes of customers .....	1 880
	Class of customer unknown .....	54 667
<b>36</b>	<b>Electronic and other electric equipment</b> .....	<b>285 046</b>
	Wholesalers .....	33 177
	Retailers .....	2 418
	Other manufactures .....	121 358
	Household consumers .....	D
	Commonwealth government .....	8 843
	Construction companies .....	19 787
	All other classes of customers .....	D
	Class of customer unknown .....	D

See footnotes at end of table.

Table 9. **Value of Products Shipped and Contract Receipts for Major Groups by Class of Customer in Puerto Rico: 1997—Con.**

[Thousand dollars. Detail may not add to total because of rounding. For meaning of abbreviations and symbols, see introductory text. For explanation of terms, see Appendix A]

SIC code	Major group and class of customer	Value of products shipped and contract receipts <sup>1</sup> (\$1,000)
<b>37</b>	<b>Transportation equipment</b> .....	<b>18 203</b>
	Wholesalers .....	3 764
	Retailers .....	2 367
	Other manufactures .....	D
	Household consumers .....	D
	Commonwealth government .....	D
	Construction companies .....	D
	All other classes of customers .....	D
	Class of customer unknown .....	D
<b>38</b>	<b>Instruments and related products</b> .....	<b>162 311</b>
	Wholesalers .....	D
	Retailers .....	D
	Other manufactures .....	D
	Household consumers .....	D
	Commonwealth government .....	D
	Construction companies .....	—
	All other classes of customers .....	D
	Class of customer unknown .....	D
<b>39</b>	<b>Miscellaneous manufacturing industries</b> .....	<b>43 316</b>
	Wholesalers .....	7 966
	Retailers .....	9 596
	Other manufactures .....	D
	Household consumers .....	6 069
	Commonwealth government .....	D
	Construction companies .....	D
	All other classes of customers .....	2 663
	Class of customer unknown .....	9 883

<sup>1</sup>Correspond to data shown in the "Puerto Rico" row in Table 8.

**Table 1. Summary Statistics for Municipios and Metropolitan Areas: 1997**

[Detail may not add to total because of rounding. For meaning of abbreviations and symbols, see introductory text. For explanation of terms, see Appendix A]

Geographic area	Establishments (number)	Proprietors and partners (number)	Unpaid family workers (number)	All employees+		Value added by manufacture (\$1,000)	Cost of materials (\$1,000)	Value of shipments (\$1,000)
				Total (number)	Payroll (\$1,000)			
<b>Puerto Rico</b> .....	<b>2 092</b>	<b>601</b>	<b>108</b>	<b>163 605</b>	<b>3 318 862</b>	<b>36 426 559</b>	<b>10 343 299</b>	<b>46 875 995</b>
<b>MUNICIPIOS</b>								
Adjuntas, PR .....	13	7	—	368	3 975	10 764	11 365	21 522
Aguada, PR .....	33	D	D	g	D	D	D	D
Aguadilla, PR .....	51	21	5	5 688	124 517	2 621 789	257 163	2 884 700
Aguas Buenas, PR .....	11	3	—	884	16 422	85 835	36 970	118 821
Aibonito, PR .....	9	1	—	2 148	39 839	165 298	24 518	191 094
Añasco, PR .....	16	2	—	4 839	86 875	237 121	120 003	357 072
Arecibo, PR .....	42	15	6	4 176	91 569	1 480 556	260 552	1 743 544
Arroyo, PR .....	5	D	D	e	D	D	D	D
Barceloneta, PR .....	14	2	—	7 641	232 472	3 887 061	973 108	4 833 476
Barranquitas, PR .....	6	2	—	531	5 329	14 546	10 684	27 938
Bayamón, PR .....	159	36	2	6 020	91 102	523 348	298 211	817 393
Cabo Rojo, PR .....	34	20	3	1 114	17 327	171 393	33 836	203 798
Caguas, PR .....	120	25	1	7 115	148 012	1 229 937	462 229	1 708 780
Camuy, PR .....	8	D	D	g	D	D	D	D
Canóvanas, PR .....	31	6	—	1 364	20 356	79 412	43 636	123 521
Carolina, PR .....	118	26	7	4 614	120 376	2 410 188	477 545	2 945 231
Cataño, PR .....	38	3	2	1 637	42 122	215 954	86 111	300 911
Cayey, PR .....	24	10	2	3 167	60 434	298 936	106 476	403 793
Celba, PR .....	6	2	—	263	2 943	6 923	5 365	12 263
Ciales, PR .....	10	D	—	f	D	D	D	D
Cidra, PR .....	28	5	1	2 945	89 163	3 031 440	1 009 432	4 040 406
Coamo, PR .....	9	2	—	1 743	26 414	148 311	56 934	204 530
Comerio, PR .....	6	D	—	f	D	D	D	D
Corozal, PR .....	12	9	—	1 017	10 950	35 228	31 018	65 593
Culebra, PR .....	2	—	—	c	D	D	D	D
Dorado, PR .....	25	8	1	2 106	42 001	258 598	113 099	374 327
Fajardo, PR .....	19	8	—	1 593	42 498	242 617	94 392	335 983
Florida, PR .....	4	D	—	b	D	D	D	D
Guánica, PR .....	9	3	—	374	6 558	36 324	17 539	52 952
Guayama, PR .....	24	4	—	5 000	119 943	3 442 015	354 009	3 780 777
Guayanilla, PR .....	4	—	—	c	D	D	D	D
Guaynabo, PR .....	67	18	—	4 524	113 610	472 048	277 096	748 693
Gurabo, PR .....	28	7	—	2 054	51 404	813 666	145 953	954 773
Hatillo, PR .....	19	D	D	f	D	D	D	D
Hormigueros, PR .....	5	—	—	269	6 479	19 395	11 777	31 339
Humacao, PR .....	46	4	—	4 381	106 060	1 076 544	676 584	1 767 755
Isabela, PR .....	16	9	—	2 298	30 911	108 591	93 793	203 004
Jayuya, PR .....	3	—	—	928	20 737	115 464	50 848	165 062
Juana Díaz, PR .....	12	3	—	526	8 413	37 376	22 072	59 550
Juncos, PR .....	22	7	1	1 548	28 803	644 476	85 457	732 919
Lajas, PR .....	10	2	—	894	10 445	19 054	23 044	41 904
Lares, PR .....	6	D	D	f	D	D	D	D
Las Marías, PR .....	3	D	—	f	D	D	D	D
Las Piedras, PR .....	25	6	1	5 745	158 173	1 854 623	317 005	2 171 707
Loíza, PR .....	5	1	—	1 115	1 885	3 291	5 246	8 251
Luquillo, PR .....	13	5	—	894	12 965	44 901	28 302	72 257
Manatí, PR .....	31	14	5	4 964	157 923	1 976 284	512 647	2 540 974
Maricao, PR .....	1	—	—	g	D	D	D	D
Maunabo, PR .....	2	D	—	b	D	D	D	D
Mayagüez, PR .....	66	19	8	11 669	175 780	3 225 313	525 674	3 780 273
Moca, PR .....	10	D	D	g	D	D	D	D
Morovis, PR .....	8	2	—	713	9 203	23 703	11 104	34 296
Naguabo, PR .....	11	1	—	663	10 902	79 201	28 478	104 842
Naranjito, PR .....	15	8	1	121	1 358	3 589	2 490	6 069
Orocovis, PR .....	4	1	—	44	354	665	453	1 203
Patillas, PR .....	11	4	2	1 186	13 803	65 237	42 964	106 981
Peñuelas, PR .....	8	3	2	556	6 722	33 062	5 581	38 715
Ponce, PR .....	110	28	6	6 927	139 601	923 855	335 878	1 261 037
Quebradillas, PR .....	9	5	—	1 248	15 517	34 032	4 498	38 378
Rincón, PR .....	7	2	—	520	5 156	12 938	8 477	21 493
Río Grande, PR .....	19	4	—	1 391	20 331	161 542	84 477	248 141
Sabana Grande, PR .....	10	2	2	1 413	27 049	106 733	68 473	173 836
Salinas, PR .....	10	1	—	289	3 458	16 675	11 324	27 829
San Germán, PR .....	16	6	—	1 656	34 478	192 975	78 269	272 810
San Juan, PR .....	309	89	16	9 332	163 108	763 430	387 020	1 153 301
San Lorenzo, PR .....	19	5	—	1 753	28 105	132 348	61 682	196 301
San Sebastián, PR .....	21	7	2	652	9 405	38 006	13 464	51 479
Santa Isabel, PR .....	8	—	—	1 825	30 769	93 079	64 331	163 855
Toa Alta, PR .....	22	5	1	556	10 175	59 404	26 508	84 789
Toa Baja, PR .....	50	13	4	3 591	65 349	227 807	180 522	410 117
Trujillo Alto, PR .....	37	9	1	1 030	14 954	52 924	35 558	87 805
Utuado, PR .....	11	3	—	375	4 322	11 181	5 628	16 820
Vega Alta, PR .....	20	3	—	1 605	34 488	165 888	91 363	258 310
Vega Baja, PR .....	37	11	3	5 812	133 570	1 037 650	364 448	1 379 781
Vieques, PR .....	6	D	—	c	D	D	D	D
Villalba, PR .....	4	D	—	e	D	D	D	D
Yabucoa, PR .....	9	D	D	g	D	D	D	D
Yauco, PR .....	21	15	2	794	10 166	30 161	15 320	44 995
<b>METROPOLITAN AREAS</b>								
Aguadilla, PR MSA .....	94	43	9	9 589	182 436	2 866 071	433 556	3 301 135
Mayagüez, PR MSA .....	147	49	13	20 960	347 988	3 952 930	838 032	4 819 128
Ponce, PR MSA .....	159	51	10	9 298	173 672	1 112 725	437 541	1 550 983
San Juan—Caguas—Arecibo, PR CMSA .....	1 477	389	65	99 937	2 196 684	23 814 000	7 659 703	31 558 937
Arecibo, PR PMSA .....	69	27	11	6 005	120 137	1 552 706	346 500	1 901 851
Caguas, PR PMSA .....	219	52	6	17 034	377 118	5 506 327	1 785 772	7 304 053
San Juan—Bayamón, PR PMSA .....	1 189	310	48	76 358	1 699 429	16 754 967	5 527 431	22 353 033

**Table 2. Selected Statistics by Employment Size of Establishment for Municipios and Metropolitan Areas: 1997 and 1992**

[Detail may not add to total because of rounding. For meaning of abbreviations and symbols see introductory text. For explanation of terms, see Appendix A]

Geographic area and employment size of establishment	Establishments (number)	All employees+		Value added by manufacture (\$1,000)	Value of shipments (\$1,000)
		Total (number)	Payroll (\$1,000)		
<b>1997</b>					
<b>Puerto Rico</b> .....	<b>2 092</b>	<b>163 605</b>	<b>3 318 862</b>	<b>36 426 559</b>	<b>46 875 995</b>
Establishments with an average of—					
1 to 4 employees .....	545	1 314	12 402	74 468	115 575
5 to 9 employees .....	266	1 817	23 389	102 614	171 258
10 to 19 employees .....	379	5 237	70 631	361 316	562 016
20 to 49 employees .....	384	12 004	186 606	1 440 086	2 224 613
50 to 99 employees .....	168	11 813	204 553	1 714 258	2 442 466
100 to 249 employees .....	167	26 454	558 554	6 966 466	9 302 234
250 to 499 employees .....	109	38 303	843 626	7 966 749	10 503 543
500 employees or more .....	74	66 663	1 419 101	17 800 602	21 554 290
<b>MUNICIPIOS</b>					
<b>Adjuntas, PR</b> .....	<b>13</b>	<b>368</b>	<b>3 975</b>	<b>10 764</b>	<b>21 522</b>
Establishments with an average of—					
1 to 4 employees .....	7	17	103	377	830
5 to 9 employees .....	1	a	D	D	D
10 to 19 employees .....	3	49	516	1 810	4 434
20 to 49 employees .....	1	b	D	D	D
50 to 99 employees .....	—	—	—	—	—
100 to 249 employees .....	—	—	—	—	—
250 to 499 employees .....	1	e	D	D	D
500 employees or more .....	—	—	—	—	—
<b>Aguada, PR</b> .....	<b>33</b>	<b>g</b>	<b>D</b>	<b>D</b>	<b>D</b>
Establishments with an average of—					
1 to 4 employees .....	13	32	226	999	1 760
5 to 9 employees .....	5	b	D	D	D
10 to 19 employees .....	5	b	D	D	D
20 to 49 employees .....	3	81	1 086	3 192	4 992
50 to 99 employees .....	1	b	D	D	D
100 to 249 employees .....	3	f	D	D	D
250 to 499 employees .....	3	938	14 058	93 684	130 183
500 employees or more .....	—	—	—	—	—
<b>Aguadilla, PR</b> .....	<b>51</b>	<b>5 688</b>	<b>124 517</b>	<b>2 621 789</b>	<b>2 884 700</b>
Establishments with an average of—					
1 to 4 employees .....	20	b	D	D	D
5 to 9 employees .....	2	a	D	D	D
10 to 19 employees .....	4	b	D	D	D
20 to 49 employees .....	7	c	D	D	D
50 to 99 employees .....	3	c	D	D	D
100 to 249 employees .....	8	1 331	25 972	692 229	754 193
250 to 499 employees .....	4	1 460	22 580	83 748	123 663
500 employees or more .....	3	g	D	D	D
<b>Aguas Buenas, PR</b> .....	<b>11</b>	<b>884</b>	<b>16 422</b>	<b>85 835</b>	<b>118 821</b>
Establishments with an average of—					
1 to 4 employees .....	3	7	48	161	292
5 to 9 employees .....	—	—	—	—	—
10 to 19 employees .....	1	a	D	D	D
20 to 49 employees .....	3	74	1 074	3 429	5 562
50 to 99 employees .....	1	b	D	D	D
100 to 249 employees .....	2	c	D	D	D
250 to 499 employees .....	—	—	—	—	—
500 employees or more .....	1	f	D	D	D
<b>Aibonito, PR</b> .....	<b>9</b>	<b>2 148</b>	<b>39 839</b>	<b>165 298</b>	<b>191 094</b>
Establishments with an average of—					
1 to 4 employees .....	3	12	357	1 562	2 077
5 to 9 employees .....	1	a	D	D	D
10 to 19 employees .....	—	—	—	—	—
20 to 49 employees .....	1	b	D	D	D
50 to 99 employees .....	1	b	D	D	D
100 to 249 employees .....	—	—	—	—	—
250 to 499 employees .....	1	e	D	D	D
500 employees or more .....	2	g	D	D	D
<b>Añasco, PR</b> .....	<b>16</b>	<b>4 839</b>	<b>86 875</b>	<b>237 121</b>	<b>357 072</b>
Establishments with an average of—					
1 to 4 employees .....	3	6	94	86	143
5 to 9 employees .....	1	a	D	D	D
10 to 19 employees .....	3	40	513	2 624	4 648
20 to 49 employees .....	—	—	—	—	—
50 to 99 employees .....	4	e	D	D	D
100 to 249 employees .....	1	c	D	D	D
250 to 499 employees .....	2	f	D	D	D
500 employees or more .....	2	h	D	D	D
<b>Arecibo, PR</b> .....	<b>42</b>	<b>4 176</b>	<b>91 569</b>	<b>1 480 556</b>	<b>1 743 544</b>
Establishments with an average of—					
1 to 4 employees .....	7	18	161	1 140	1 569
5 to 9 employees .....	5	b	D	D	D
10 to 19 employees .....	11	c	D	D	D
20 to 49 employees .....	7	c	D	D	D
50 to 99 employees .....	4	e	D	D	D
100 to 249 employees .....	2	e	D	D	D
250 to 499 employees .....	4	1 799	28 560	164 550	283 020
500 employees or more .....	2	g	D	D	D

**Table 2. Selected Statistics by Employment Size of Establishment for Municipios and Metropolitan Areas: 1997 and 1992—Con.**

[Detail may not add to total because of rounding. For meaning of abbreviations and symbols see introductory text. For explanation of terms, see Appendix A]

Geographic area and employment size of establishment	Establishments (number)	All employees+		Value added by manufacture (\$1,000)	Value of shipments (\$1,000)
		Total (number)	Payroll (\$1,000)		
<b>1997—Con.</b>					
<b>MUNICIPIOS—Con.</b>					
<b>Arroyo, PR</b> .....	<b>5</b>	<b>e</b>	<b>D</b>	<b>D</b>	<b>D</b>
Establishments with an average of—					
1 to 4 employees .....	1	a	D	D	D
5 to 9 employees .....	—	—	—	—	—
10 to 19 employees .....	2	b	D	D	D
20 to 49 employees .....	1	b	D	D	D
50 to 99 employees .....	—	—	—	—	—
100 to 249 employees .....	—	—	—	—	—
250 to 499 employees .....	1	e	D	D	D
500 employees or more .....	—	—	—	—	—
<b>Barceloneta, PR</b> .....	<b>14</b>	<b>7 641</b>	<b>232 472</b>	<b>3 887 061</b>	<b>4 833 476</b>
Establishments with an average of—					
1 to 4 employees .....	4	a	D	D	D
5 to 9 employees .....	—	—	—	—	—
10 to 19 employees .....	—	—	—	—	—
20 to 49 employees .....	—	—	—	—	—
50 to 99 employees .....	—	—	—	—	—
100 to 249 employees .....	2	e	D	D	D
250 to 499 employees .....	1	e	D	D	D
500 employees or more .....	7	i	D	D	D
<b>Barranquitas, PR</b> .....	<b>6</b>	<b>531</b>	<b>5 329</b>	<b>14 546</b>	<b>27 938</b>
Establishments with an average of—					
1 to 4 employees .....	3	a	D	D	D
5 to 9 employees .....	—	—	—	—	—
10 to 19 employees .....	—	—	—	—	—
20 to 49 employees .....	1	b	D	D	D
50 to 99 employees .....	1	b	D	D	D
100 to 249 employees .....	—	—	—	—	—
250 to 499 employees .....	1	e	D	D	D
500 employees or more .....	—	—	—	—	—
<b>Bayamón, PR</b> .....	<b>159</b>	<b>6 020</b>	<b>91 102</b>	<b>523 348</b>	<b>817 393</b>
Establishments with an average of—					
1 to 4 employees .....	38	117	1 232	6 312	9 647
5 to 9 employees .....	26	179	2 644	14 476	19 338
10 to 19 employees .....	32	447	6 533	29 442	47 480
20 to 49 employees .....	38	1 214	19 649	235 611	303 813
50 to 99 employees .....	12	855	12 921	48 484	92 236
100 to 249 employees .....	9	1 090	17 018	85 938	166 071
250 to 499 employees .....	2	f	D	D	D
500 employees or more .....	2	g	D	D	D
<b>Cabo Rojo, PR</b> .....	<b>34</b>	<b>1 114</b>	<b>17 327</b>	<b>171 393</b>	<b>203 798</b>
Establishments with an average of—					
1 to 4 employees .....	13	b	D	D	D
5 to 9 employees .....	7	47	410	2 085	2 753
10 to 19 employees .....	7	108	1 065	3 642	6 219
20 to 49 employees .....	4	c	D	D	D
50 to 99 employees .....	—	—	—	—	—
100 to 249 employees .....	1	c	D	D	D
250 to 499 employees .....	2	f	D	D	D
500 employees or more .....	—	—	—	—	—
<b>Caguas, PR</b> .....	<b>120</b>	<b>7 115</b>	<b>148 012</b>	<b>1 229 937</b>	<b>1 708 780</b>
Establishments with an average of—					
1 to 4 employees .....	24	58	585	3 288	4 964
5 to 9 employees .....	17	119	1 701	6 175	9 552
10 to 19 employees .....	26	352	4 866	18 992	29 812
20 to 49 employees .....	24	f	D	D	D
50 to 99 employees .....	8	f	D	D	D
100 to 249 employees .....	14	2 074	35 672	188 140	294 484
250 to 499 employees .....	5	1 718	34 790	694 160	860 105
500 employees or more .....	2	g	D	D	D
<b>Camuy, PR</b> .....	<b>8</b>	<b>g</b>	<b>D</b>	<b>D</b>	<b>D</b>
Establishments with an average of—					
1 to 4 employees .....	4	10	54	254	438
5 to 9 employees .....	1	a	D	D	D
10 to 19 employees .....	—	—	—	—	—
20 to 49 employees .....	2	b	D	D	D
50 to 99 employees .....	—	—	—	—	—
100 to 249 employees .....	—	—	—	—	—
250 to 499 employees .....	—	—	—	—	—
500 employees or more .....	1	f	D	D	D

**Table 2. Selected Statistics by Employment Size of Establishment for Municipios and Metropolitan Areas: 1997 and 1992—Con.**

[Detail may not add to total because of rounding. For meaning of abbreviations and symbols see introductory text. For explanation of terms, see Appendix A]

Geographic area and employment size of establishment	Establishments (number)	All employees+		Value added by manufacture (\$1,000)	Value of shipments (\$1,000)
		Total (number)	Payroll (\$1,000)		
<b>1997—Con.</b>					
<b>MUNICIPIOS—Con.</b>					
<b>Canóvanas, PR</b> .....	<b>31</b>	<b>1 364</b>	<b>20 356</b>	<b>79 412</b>	<b>123 521</b>
Establishments with an average of—					
1 to 4 employees .....	6	a	D	D	D
5 to 9 employees .....	2	a	D	D	D
10 to 19 employees .....	7	104	1 945	6 914	9 496
20 to 49 employees .....	8	240	3 003	19 928	28 895
50 to 99 employees .....	8	184	1 767	13 556	18 389
100 to 249 employees .....	5	809	13 389	38 065	65 291
250 to 499 employees .....	—	—	—	—	—
500 employees or more .....	—	—	—	—	—
<b>Carolina, PR</b> .....	<b>118</b>	<b>4 614</b>	<b>120 376</b>	<b>2 410 188</b>	<b>2 945 231</b>
Establishments with an average of—					
1 to 4 employees .....	24	b	D	D	D
5 to 9 employees .....	20	c	D	D	D
10 to 19 employees .....	24	e	D	D	D
20 to 49 employees .....	34	1 156	20 533	87 891	145 946
50 to 99 employees .....	10	f	D	D	D
100 to 249 employees .....	3	549	18 675	106 161	148 909
250 to 499 employees .....	1	e	D	D	D
500 employees or more .....	2	g	D	D	D
<b>Cataño, PR</b> .....	<b>38</b>	<b>1 637</b>	<b>42 122</b>	<b>215 954</b>	<b>300 911</b>
Establishments with an average of—					
1 to 4 employees .....	5	a	D	D	D
5 to 9 employees .....	3	19	225	1 476	1 999
10 to 19 employees .....	9	122	1 773	7 207	10 401
20 to 49 employees .....	16	417	7 709	41 739	67 638
50 to 99 employees .....	1	b	D	D	D
100 to 249 employees .....	1	c	D	D	D
250 to 499 employees .....	3	906	29 534	159 276	211 049
500 employees or more .....	—	—	—	—	—
<b>Cayey, PR</b> .....	<b>24</b>	<b>3 167</b>	<b>60 434</b>	<b>298 936</b>	<b>403 793</b>
Establishments with an average of—					
1 to 4 employees .....	7	17	106	383	665
5 to 9 employees .....	—	—	—	—	—
10 to 19 employees .....	3	36	326	875	1 567
20 to 49 employees .....	2	b	D	D	D
50 to 99 employees .....	5	e	D	D	D
100 to 249 employees .....	3	e	D	D	D
250 to 499 employees .....	1	e	D	D	D
500 employees or more .....	3	g	D	D	D
<b>Ceiba, PR</b> .....	<b>6</b>	<b>263</b>	<b>2 943</b>	<b>6 923</b>	<b>12 263</b>
Establishments with an average of—					
1 to 4 employees .....	2	a	D	D	D
5 to 9 employees .....	2	a	D	D	D
10 to 19 employees .....	—	—	—	—	—
20 to 49 employees .....	—	—	—	—	—
50 to 99 employees .....	1	b	D	D	D
100 to 249 employees .....	1	c	D	D	D
250 to 499 employees .....	—	—	—	—	—
500 employees or more .....	—	—	—	—	—
<b>Ciales, PR</b> .....	<b>10</b>	<b>f</b>	<b>D</b>	<b>D</b>	<b>D</b>
Establishments with an average of—					
1 to 4 employees .....	5	18	126	300	493
5 to 9 employees .....	2	a	D	D	D
10 to 19 employees .....	—	—	—	—	—
20 to 49 employees .....	2	b	D	D	D
50 to 99 employees .....	—	—	—	—	—
100 to 249 employees .....	—	—	—	—	—
250 to 499 employees .....	1	e	D	D	D
500 employees or more .....	—	—	—	—	—
<b>Cidra, PR</b> .....	<b>28</b>	<b>2 945</b>	<b>89 163</b>	<b>3 031 440</b>	<b>4 040 406</b>
Establishments with an average of—					
1 to 4 employees .....	6	13	128	607	921
5 to 9 employees .....	2	a	D	D	D
10 to 19 employees .....	2	b	D	D	D
20 to 49 employees .....	6	c	D	D	D
50 to 99 employees .....	4	e	D	D	D
100 to 249 employees .....	4	f	D	D	D
250 to 499 employees .....	3	g	D	D	D
500 employees or more .....	1	i	D	D	D



**Table 2. Selected Statistics by Employment Size of Establishment for Municipios and Metropolitan Areas: 1997 and 1992—Con.**

[Detail may not add to total because of rounding. For meaning of abbreviations and symbols see introductory text. For explanation of terms, see Appendix A]

Geographic area and employment size of establishment	Establishments (number)	All employees+		Value added by manufacture (\$1,000)	Value of shipments (\$1,000)
		Total (number)	Payroll (\$1,000)		
<b>1997—Con.</b>					
<b>MUNICIPIOS—Con.</b>					
<b>Coamo, PR</b> .....	<b>9</b>	<b>1 743</b>	<b>26 414</b>	<b>148 311</b>	<b>204 530</b>
Establishments with an average of—					
1 to 4 employees .....	1	a	D	D	D
5 to 9 employees .....	1	a	D	D	D
10 to 19 employees .....	1	a	D	D	D
20 to 49 employees .....	1	b	D	D	D
50 to 99 employees .....	1	b	D	D	D
100 to 249 employees .....	2	e	D	D	D
250 to 499 employees .....	—	—	—	—	—
500 employees or more .....	2	g	D	D	D
<b>Comerio, PR</b> .....	<b>6</b>	<b>f</b>	<b>D</b>	<b>D</b>	<b>D</b>
Establishments with an average of—					
1 to 4 employees .....	2	a	D	D	D
5 to 9 employees .....	1	a	D	D	D
10 to 19 employees .....	1	a	D	D	D
20 to 49 employees .....	—	—	—	—	—
50 to 99 employees .....	—	—	—	—	—
100 to 249 employees .....	1	c	D	D	D
250 to 499 employees .....	—	—	—	—	—
500 employees or more .....	1	f	D	D	D
<b>Corozal, PR</b> .....	<b>12</b>	<b>1 017</b>	<b>10 950</b>	<b>35 228</b>	<b>65 593</b>
Establishments with an average of—					
1 to 4 employees .....	3	5	32	174	253
5 to 9 employees .....	2	a	D	D	D
10 to 19 employees .....	4	b	D	D	D
20 to 49 employees .....	1	b	D	D	D
50 to 99 employees .....	—	—	—	—	—
100 to 249 employees .....	1	c	D	D	D
250 to 499 employees .....	—	—	—	—	—
500 employees or more .....	1	f	D	D	D
<b>Culebra, PR</b> .....	<b>2</b>	<b>c</b>	<b>D</b>	<b>D</b>	<b>D</b>
Establishments with an average of—					
1 to 4 employees .....	—	—	—	—	—
5 to 9 employees .....	—	—	—	—	—
10 to 19 employees .....	—	—	—	—	—
20 to 49 employees .....	—	—	—	—	—
50 to 99 employees .....	—	—	—	—	—
100 to 249 employees .....	2	c	D	D	D
250 to 499 employees .....	—	—	—	—	—
500 employees or more .....	—	—	—	—	—
<b>Dorado, PR</b> .....	<b>25</b>	<b>2 106</b>	<b>42 001</b>	<b>258 598</b>	<b>374 327</b>
Establishments with an average of—					
1 to 4 employees .....	6	11	81	340	584
5 to 9 employees .....	3	b	D	D	D
10 to 19 employees .....	4	52	626	5 328	5 829
20 to 49 employees .....	5	167	2 402	7 872	11 788
50 to 99 employees .....	1	b	D	D	D
100 to 249 employees .....	4	688	25 853	177 504	243 060
250 to 499 employees .....	1	e	D	D	D
500 employees or more .....	1	f	D	D	D
<b>Fajardo, PR</b> .....	<b>19</b>	<b>1 593</b>	<b>42 498</b>	<b>242 617</b>	<b>335 983</b>
Establishments with an average of—					
1 to 4 employees .....	6	9	82	1 918	679
5 to 9 employees .....	3	20	255	859	1 517
10 to 19 employees .....	2	b	D	D	D
20 to 49 employees .....	1	b	D	D	D
50 to 99 employees .....	2	c	D	D	D
100 to 249 employees .....	2	e	D	D	D
250 to 499 employees .....	3	984	31 469	136 812	211 978
500 employees or more .....	—	—	—	—	—
<b>Florida, PR</b> .....	<b>4</b>	<b>b</b>	<b>D</b>	<b>D</b>	<b>D</b>
Establishments with an average of—					
1 to 4 employees .....	2	a	D	D	D
5 to 9 employees .....	—	—	—	—	—
10 to 19 employees .....	1	a	D	D	D
20 to 49 employees .....	1	b	D	D	D
50 to 99 employees .....	—	—	—	—	—
100 to 249 employees .....	—	—	—	—	—
250 to 499 employees .....	—	—	—	—	—
500 employees or more .....	—	—	—	—	—

**Table 2. Selected Statistics by Employment Size of Establishment for Municipios and Metropolitan Areas: 1997 and 1992—Con.**

[Detail may not add to total because of rounding. For meaning of abbreviations and symbols see introductory text. For explanation of terms, see Appendix A]

Geographic area and employment size of establishment	Establishments (number)	All employees+		Value added by manufacture (\$1,000)	Value of shipments (\$1,000)
		Total (number)	Payroll (\$1,000)		
<b>1997—Con.</b>					
<b>MUNICIPIOS—Con.</b>					
<b>Guánica, PR</b> .....	<b>9</b>	<b>374</b>	<b>6 558</b>	<b>36 324</b>	<b>52 952</b>
Establishments with an average of—					
1 to 4 employees .....	—	—	—	—	—
5 to 9 employees .....	1	a	D	D	D
10 to 19 employees .....	4	64	1 538	3 034	5 007
20 to 49 employees .....	1	b	D	D	D
50 to 99 employees .....	2	c	D	D	D
100 to 249 employees .....	1	c	D	D	D
250 to 499 employees .....	—	—	—	—	—
500 employees or more .....	—	—	—	—	—
<b>Guayama, PR</b> .....	<b>24</b>	<b>5 000</b>	<b>119 943</b>	<b>3 442 015</b>	<b>3 780 777</b>
Establishments with an average of—					
1 to 4 employees .....	4	6	31	213	290
5 to 9 employees .....	3	b	D	D	D
10 to 19 employees .....	1	a	D	D	D
20 to 49 employees .....	1	b	D	D	D
50 to 99 employees .....	4	c	D	D	D
100 to 249 employees .....	6	f	D	D	D
250 to 499 employees .....	3	870	32 628	445 011	541 885
500 employees or more .....	2	h	D	D	D
<b>Guayanilla, PR</b> .....	<b>4</b>	<b>c</b>	<b>D</b>	<b>D</b>	<b>D</b>
Establishments with an average of—					
1 to 4 employees .....	—	—	—	—	—
5 to 9 employees .....	1	a	D	D	D
10 to 19 employees .....	1	a	D	D	D
20 to 49 employees .....	1	b	D	D	D
50 to 99 employees .....	1	b	D	D	D
100 to 249 employees .....	—	—	—	—	—
250 to 499 employees .....	—	—	—	—	—
500 employees or more .....	—	—	—	—	—
<b>Guaynabo, PR</b> .....	<b>67</b>	<b>4 524</b>	<b>113 610</b>	<b>472 048</b>	<b>748 693</b>
Establishments with an average of—					
1 to 4 employees .....	14	b	D	D	D
5 to 9 employees .....	8	54	937	2 397	4 718
10 to 19 employees .....	19	e	D	D	D
20 to 49 employees .....	15	494	8 021	53 113	69 782
50 to 99 employees .....	3	219	3 781	31 559	52 482
100 to 249 employees .....	3	505	13 734	75 946	126 040
250 to 499 employees .....	3	1 129	35 903	126 101	179 480
500 employees or more .....	2	g	D	D	D
<b>Gurabo, PR</b> .....	<b>28</b>	<b>2 054</b>	<b>51 404</b>	<b>813 666</b>	<b>954 773</b>
Establishments with an average of—					
1 to 4 employees .....	5	10	86	270	524
5 to 9 employees .....	3	17	174	770	1 234
10 to 19 employees .....	4	b	D	D	D
20 to 49 employees .....	5	c	D	D	D
50 to 99 employees .....	4	c	D	D	D
100 to 249 employees .....	5	791	16 128	95 612	140 259
250 to 499 employees .....	2	f	D	D	D
500 employees or more .....	—	—	—	—	—
<b>Hatillo, PR</b> .....	<b>19</b>	<b>f</b>	<b>D</b>	<b>D</b>	<b>D</b>
Establishments with an average of—					
1 to 4 employees .....	6	14	94	639	1 005
5 to 9 employees .....	1	a	D	D	D
10 to 19 employees .....	4	b	D	D	D
20 to 49 employees .....	4	c	D	D	D
50 to 99 employees .....	2	c	D	D	D
100 to 249 employees .....	2	e	D	D	D
250 to 499 employees .....	—	—	—	—	—
500 employees or more .....	—	—	—	—	—
<b>Hormigueros, PR</b> .....	<b>5</b>	<b>269</b>	<b>6 479</b>	<b>19 395</b>	<b>31 339</b>
Establishments with an average of—					
1 to 4 employees .....	—	—	—	—	—
5 to 9 employees .....	—	—	—	—	—
10 to 19 employees .....	3	b	D	D	D
20 to 49 employees .....	—	—	—	—	—
50 to 99 employees .....	1	b	D	D	D
100 to 249 employees .....	1	c	D	D	D
250 to 499 employees .....	—	—	—	—	—
500 employees or more .....	—	—	—	—	—

**Table 2. Selected Statistics by Employment Size of Establishment for Municipios and Metropolitan Areas: 1997 and 1992—Con.**

[Detail may not add to total because of rounding. For meaning of abbreviations and symbols see introductory text. For explanation of terms, see Appendix A]

Geographic area and employment size of establishment	Establishments (number)	All employees+		Value added by manufacture (\$1,000)	Value of shipments (\$1,000)
		Total (number)	Payroll (\$1,000)		
<b>1997—Con.</b>					
<b>MUNICIPIOS—Con.</b>					
<b>Humacao, PR</b> .....	<b>46</b>	<b>4 381</b>	<b>106 060</b>	<b>1 076 544</b>	<b>1 767 755</b>
Establishments with an average of—					
1 to 4 employees .....	6	17	123	443	674
5 to 9 employees .....	2	a	D	D	D
10 to 19 employees .....	11	c	D	D	D
20 to 49 employees .....	11	335	6 476	56 563	256 117
50 to 99 employees .....	4	293	7 040	161 283	199 794
100 to 249 employees .....	5	852	19 892	94 141	134 700
250 to 499 employees .....	6	2 083	49 683	426 832	603 763
500 employees or more .....	1	f	D	D	D
<b>Isabela, PR</b> .....	<b>16</b>	<b>2 298</b>	<b>30 911</b>	<b>108 591</b>	<b>203 004</b>
Establishments with an average of—					
1 to 4 employees .....	8	24	102	414	588
5 to 9 employees .....	1	a	D	D	D
10 to 19 employees .....	1	a	D	D	D
20 to 49 employees .....	1	b	D	D	D
50 to 99 employees .....	1	b	D	D	D
100 to 249 employees .....	2	e	D	D	D
250 to 499 employees .....	—	—	—	—	—
500 employees or more .....	2	g	D	D	D
<b>Jayuya, PR</b> .....	<b>3</b>	<b>928</b>	<b>20 737</b>	<b>115 464</b>	<b>165 062</b>
Establishments with an average of—					
1 to 4 employees .....	—	—	—	—	—
5 to 9 employees .....	—	—	—	—	—
10 to 19 employees .....	—	—	—	—	—
20 to 49 employees .....	—	—	—	—	—
50 to 99 employees .....	1	b	D	D	D
100 to 249 employees .....	1	c	D	D	D
250 to 499 employees .....	—	—	—	—	—
500 employees or more .....	1	f	D	D	D
<b>Juana Díaz, PR</b> .....	<b>12</b>	<b>526</b>	<b>8 413</b>	<b>37 376</b>	<b>59 550</b>
Establishments with an average of—					
1 to 4 employees .....	1	a	D	D	D
5 to 9 employees .....	3	b	D	D	D
10 to 19 employees .....	2	b	D	D	D
20 to 49 employees .....	3	87	1 127	5 177	6 076
50 to 99 employees .....	1	b	D	D	D
100 to 249 employees .....	2	e	D	D	D
250 to 499 employees .....	—	—	—	—	—
500 employees or more .....	—	—	—	—	—
<b>Juncos, PR</b> .....	<b>22</b>	<b>1 548</b>	<b>28 803</b>	<b>644 476</b>	<b>732 919</b>
Establishments with an average of—					
1 to 4 employees .....	4	11	73	231	443
5 to 9 employees .....	3	a	D	D	D
10 to 19 employees .....	2	b	D	D	D
20 to 49 employees .....	5	169	1 889	6 932	11 364
50 to 99 employees .....	3	c	D	D	D
100 to 249 employees .....	3	406	8 079	32 848	44 265
250 to 499 employees .....	2	f	D	D	D
500 employees or more .....	—	—	—	—	—
<b>Lajas, PR</b> .....	<b>10</b>	<b>894</b>	<b>10 445</b>	<b>19 054</b>	<b>41 904</b>
Establishments with an average of—					
1 to 4 employees .....	2	a	D	D	D
5 to 9 employees .....	1	a	D	D	D
10 to 19 employees .....	1	a	D	D	D
20 to 49 employees .....	3	113	1 047	4 287	6 540
50 to 99 employees .....	—	—	—	—	—
100 to 249 employees .....	1	c	D	D	D
250 to 499 employees .....	2	f	D	D	D
500 employees or more .....	—	—	—	—	—
<b>Lares, PR</b> .....	<b>6</b>	<b>f</b>	<b>D</b>	<b>D</b>	<b>D</b>
Establishments with an average of—					
1 to 4 employees .....	3	6	28	201	301
5 to 9 employees .....	1	a	D	D	D
10 to 19 employees .....	—	—	—	—	—
20 to 49 employees .....	—	—	—	—	—
50 to 99 employees .....	1	b	D	D	D
100 to 249 employees .....	—	—	—	—	—
250 to 499 employees .....	—	—	—	—	—
500 employees or more .....	1	f	D	D	D

**Table 2. Selected Statistics by Employment Size of Establishment for Municipios and Metropolitan Areas: 1997 and 1992—Con.**

[Detail may not add to total because of rounding. For meaning of abbreviations and symbols see introductory text. For explanation of terms, see Appendix A]

Geographic area and employment size of establishment	Establishments (number)	All employees+		Value added by manufacture (\$1,000)	Value of shipments (\$1,000)
		Total (number)	Payroll (\$1,000)		
<b>1997—Con.</b>					
<b>MUNICIPIOS—Con.</b>					
<b>Las Marias, PR</b> .....	<b>3</b>	<b>f</b>	<b>D</b>	<b>D</b>	<b>D</b>
Establishments with an average of—					
1 to 4 employees .....	1	a	D	D	D
5 to 9 employees .....	1	a	D	D	D
10 to 19 employees .....	—	—	—	—	—
20 to 49 employees .....	—	—	—	—	—
50 to 99 employees .....	—	—	—	—	—
100 to 249 employees .....	—	—	—	—	—
250 to 499 employees .....	—	—	—	—	—
500 employees or more .....	1	f	D	D	D
<b>Las Piedras, PR</b> .....	<b>25</b>	<b>5 745</b>	<b>158 173</b>	<b>1 854 623</b>	<b>2 171 707</b>
Establishments with an average of—					
1 to 4 employees .....	7	15	436	366	793
5 to 9 employees .....	2	a	D	D	D
10 to 19 employees .....	—	—	—	—	—
20 to 49 employees .....	2	b	D	D	D
50 to 99 employees .....	4	254	4 598	32 937	46 466
100 to 249 employees .....	3	e	D	D	D
250 to 499 employees .....	6	2 407	72 463	870 237	1 114 767
500 employees or more .....	1	h	D	D	D
<b>Loiza, PR</b> .....	<b>5</b>	<b>115</b>	<b>1 885</b>	<b>3 291</b>	<b>8 251</b>
Establishments with an average of—					
1 to 4 employees .....	—	—	—	—	—
5 to 9 employees .....	1	a	D	D	D
10 to 19 employees .....	2	b	D	D	D
20 to 49 employees .....	1	b	D	D	D
50 to 99 employees .....	1	b	D	D	D
100 to 249 employees .....	—	—	—	—	—
250 to 499 employees .....	—	—	—	—	—
500 employees or more .....	—	—	—	—	—
<b>Luquillo, PR</b> .....	<b>13</b>	<b>894</b>	<b>12 965</b>	<b>44 901</b>	<b>72 257</b>
Establishments with an average of—					
1 to 4 employees .....	6	12	98	418	767
5 to 9 employees .....	—	—	—	—	—
10 to 19 employees .....	2	b	D	D	D
20 to 49 employees .....	1	b	D	D	D
50 to 99 employees .....	1	b	D	D	D
100 to 249 employees .....	2	e	D	D	D
250 to 499 employees .....	1	e	D	D	D
500 employees or more .....	—	—	—	—	—
<b>Manatí, PR</b> .....	<b>31</b>	<b>4 964</b>	<b>157 923</b>	<b>1 976 284</b>	<b>2 540 974</b>
Establishments with an average of—					
1 to 4 employees .....	7	13	147	490	787
5 to 9 employees .....	5	39	575	4 599	6 290
10 to 19 employees .....	3	b	D	D	D
20 to 49 employees .....	—	—	—	—	—
50 to 99 employees .....	2	c	D	D	D
100 to 249 employees .....	8	1 444	52 738	1 229 827	1 500 052
250 to 499 employees .....	4	1 428	39 462	446 786	552 357
500 employees or more .....	2	g	D	D	D
<b>Maricao, PR</b> .....	<b>1</b>	<b>g</b>	<b>D</b>	<b>D</b>	<b>D</b>
Establishments with an average of—					
1 to 4 employees .....	—	—	—	—	—
5 to 9 employees .....	—	—	—	—	—
10 to 19 employees .....	—	—	—	—	—
20 to 49 employees .....	—	—	—	—	—
50 to 99 employees .....	—	—	—	—	—
100 to 249 employees .....	—	—	—	—	—
250 to 499 employees .....	—	—	—	—	—
500 employees or more .....	1	g	D	D	D
<b>Maunabo, PR</b> .....	<b>2</b>	<b>b</b>	<b>D</b>	<b>D</b>	<b>D</b>
Establishments with an average of—					
1 to 4 employees .....	1	a	D	D	D
5 to 9 employees .....	—	—	—	—	—
10 to 19 employees .....	—	—	—	—	—
20 to 49 employees .....	1	b	D	D	D
50 to 99 employees .....	—	—	—	—	—
100 to 249 employees .....	—	—	—	—	—
250 to 499 employees .....	—	—	—	—	—
500 employees or more .....	—	—	—	—	—

**Table 2. Selected Statistics by Employment Size of Establishment for Municipios and Metropolitan Areas: 1997 and 1992—Con.**

[Detail may not add to total because of rounding. For meaning of abbreviations and symbols see introductory text. For explanation of terms, see Appendix A]

Geographic area and employment size of establishment	Establishments (number)	All employees+		Value added by manufacture (\$1,000)	Value of shipments (\$1,000)
		Total (number)	Payroll (\$1,000)		
<b>1997—Con.</b>					
<b>MUNICIPIOS—Con.</b>					
<b>Mayagüez, PR</b> .....	<b>66</b>	<b>11 669</b>	<b>175 780</b>	<b>3 225 313</b>	<b>3 780 273</b>
Establishments with an average of—					
1 to 4 employees .....	15	b	D	D	D
5 to 9 employees .....	2	a	D	D	D
10 to 19 employees .....	15	d	D	D	D
20 to 49 employees .....	9	c	D	D	D
50 to 99 employees .....	6	e	D	D	D
100 to 249 employees .....	7		1 182	21 610	1 163 803
250 to 499 employees .....	3		1 133	23 432	127 764
500 employees or more .....	9		8 445	116 014	1 304 816
<b>Moca, PR</b> .....	<b>10</b>	<b>g</b>	<b>D</b>	<b>D</b>	<b>D</b>
Establishments with an average of—					
1 to 4 employees .....	4	6	44	93	258
5 to 9 employees .....	1	a	D	D	D
10 to 19 employees .....	2	b	D	D	D
20 to 49 employees .....	1	b	D	D	D
50 to 99 employees .....	—	—	—	—	—
100 to 249 employees .....	1	c	D	D	D
250 to 499 employees .....	—	—	—	—	—
500 employees or more .....	1	g	D	D	D
<b>Morovis, PR</b> .....	<b>8</b>	<b>713</b>	<b>9 203</b>	<b>23 703</b>	<b>34 296</b>
Establishments with an average of—					
1 to 4 employees .....	1	a	D	D	D
5 to 9 employees .....	—	—	—	—	—
10 to 19 employees .....	4	b	D	D	D
20 to 49 employees .....	1	b	D	D	D
50 to 99 employees .....	—	—	—	—	—
100 to 249 employees .....	—	—	—	—	—
250 to 499 employees .....	2	f	D	D	D
500 employees or more .....	—	—	—	—	—
<b>Naguabo, PR</b> .....	<b>11</b>	<b>663</b>	<b>10 902</b>	<b>79 201</b>	<b>104 842</b>
Establishments with an average of—					
1 to 4 employees .....	1	a	D	D	D
5 to 9 employees .....	3	21	470	2 161	2 937
10 to 19 employees .....	—	—	—	—	—
20 to 49 employees .....	1	b	D	D	D
50 to 99 employees .....	4		4 399	45 343	54 333
100 to 249 employees .....	1	c	D	D	D
250 to 499 employees .....	1	e	D	D	D
500 employees or more .....	—	—	—	—	—
<b>Naranjito, PR</b> .....	<b>15</b>	<b>121</b>	<b>1 358</b>	<b>3 589</b>	<b>6 069</b>
Establishments with an average of—					
1 to 4 employees .....	8	18	122	433	834
5 to 9 employees .....	2	a	D	D	D
10 to 19 employees .....	3	b	D	D	D
20 to 49 employees .....	2	b	D	D	D
50 to 99 employees .....	—	—	—	—	—
100 to 249 employees .....	—	—	—	—	—
250 to 499 employees .....	—	—	—	—	—
500 employees or more .....	—	—	—	—	—
<b>Orocovis, PR</b> .....	<b>4</b>	<b>44</b>	<b>354</b>	<b>665</b>	<b>1 203</b>
Establishments with an average of—					
1 to 4 employees .....	1	a	D	D	D
5 to 9 employees .....	—	—	—	—	—
10 to 19 employees .....	3	b	D	D	D
20 to 49 employees .....	—	—	—	—	—
50 to 99 employees .....	—	—	—	—	—
100 to 249 employees .....	—	—	—	—	—
250 to 499 employees .....	—	—	—	—	—
500 employees or more .....	—	—	—	—	—
<b>Patillas, PR</b> .....	<b>11</b>	<b>1 186</b>	<b>13 803</b>	<b>65 237</b>	<b>106 981</b>
Establishments with an average of—					
1 to 4 employees .....	3	8	49	83	240
5 to 9 employees .....	1	a	D	D	D
10 to 19 employees .....	1	a	D	D	D
20 to 49 employees .....	1	b	D	D	D
50 to 99 employees .....	2	c	D	D	D
100 to 249 employees .....	—	—	—	—	—
250 to 499 employees .....	3	f	D	D	D
500 employees or more .....	—	—	—	—	—

**Table 2. Selected Statistics by Employment Size of Establishment for Municipios and Metropolitan Areas: 1997 and 1992—Con.**

[Detail may not add to total because of rounding. For meaning of abbreviations and symbols see introductory text. For explanation of terms, see Appendix A]

Geographic area and employment size of establishment	Establishments (number)	All employees+		Value added by manufacture (\$1,000)	Value of shipments (\$1,000)
		Total (number)	Payroll (\$1,000)		
<b>1997—Con.</b>					
<b>MUNICIPIOS—Con.</b>					
<b>Peñuelas, PR</b> .....	<b>8</b>	<b>556</b>	<b>6 722</b>	<b>33 062</b>	<b>38 715</b>
Establishments with an average of—					
1 to 4 employees .....	3	3	16	66	124
5 to 9 employees .....	—	—	—	—	—
10 to 19 employees .....	—	—	—	—	—
20 to 49 employees .....	3	c	D	D	D
50 to 99 employees .....	1	b	D	D	D
100 to 249 employees .....	—	—	—	—	—
250 to 499 employees .....	1	e	D	D	D
500 employees or more .....	—	—	—	—	—
<b>Ponce, PR</b> .....	<b>110</b>	<b>6 927</b>	<b>139 601</b>	<b>923 855</b>	<b>1 261 037</b>
Establishments with an average of—					
1 to 4 employees .....	27	b	D	D	D
5 to 9 employees .....	18	124	1 426	5 251	9 384
10 to 19 employees .....	24	327	4 738	33 204	54 398
20 to 49 employees .....	18	554	8 631	34 526	48 274
50 to 99 employees .....	9	666	13 275	66 699	94 074
100 to 249 employees .....	5	666	12 542	155 413	177 545
250 to 499 employees .....	6	2 052	45 542	252 402	353 582
500 employees or more .....	3	g	D	D	D
<b>Quebradillas, PR</b> .....	<b>9</b>	<b>1 248</b>	<b>15 517</b>	<b>34 032</b>	<b>38 378</b>
Establishments with an average of—					
1 to 4 employees .....	5	a	D	D	D
5 to 9 employees .....	—	—	—	—	—
10 to 19 employees .....	1	a	D	D	D
20 to 49 employees .....	2	b	D	D	D
50 to 99 employees .....	—	—	—	—	—
100 to 249 employees .....	—	—	—	—	—
250 to 499 employees .....	—	—	—	—	—
500 employees or more .....	1	g	D	D	D
<b>Rincón, PR</b> .....	<b>7</b>	<b>520</b>	<b>5 156</b>	<b>12 938</b>	<b>21 493</b>
Establishments with an average of—					
1 to 4 employees .....	2	a	D	D	D
5 to 9 employees .....	—	—	—	—	—
10 to 19 employees .....	1	a	D	D	D
20 to 49 employees .....	1	b	D	D	D
50 to 99 employees .....	1	b	D	D	D
100 to 249 employees .....	2	e	D	D	D
250 to 499 employees .....	—	—	—	—	—
500 employees or more .....	—	—	—	—	—
<b>Río Grande, PR</b> .....	<b>19</b>	<b>1 391</b>	<b>20 331</b>	<b>161 542</b>	<b>248 141</b>
Establishments with an average of—					
1 to 4 employees .....	3	9	100	267	444
5 to 9 employees .....	3	19	211	3 482	4 136
10 to 19 employees .....	2	b	D	D	D
20 to 49 employees .....	6	192	2 821	11 393	13 774
50 to 99 employees .....	1	b	D	D	D
100 to 249 employees .....	2	e	D	D	D
250 to 499 employees .....	2	f	D	D	D
500 employees or more .....	—	—	—	—	—
<b>Sabana Grande, PR</b> .....	<b>10</b>	<b>1 413</b>	<b>27 049</b>	<b>106 733</b>	<b>173 836</b>
Establishments with an average of—					
1 to 4 employees .....	1	a	D	D	D
5 to 9 employees .....	4	b	D	D	D
10 to 19 employees .....	—	—	—	—	—
20 to 49 employees .....	2	b	D	D	D
50 to 99 employees .....	—	—	—	—	—
100 to 249 employees .....	1	c	D	D	D
250 to 499 employees .....	1	e	D	D	D
500 employees or more .....	1	f	D	D	D
<b>Salinas, PR</b> .....	<b>10</b>	<b>289</b>	<b>3 458</b>	<b>16 675</b>	<b>27 829</b>
Establishments with an average of—					
1 to 4 employees .....	2	a	D	D	D
5 to 9 employees .....	1	a	D	D	D
10 to 19 employees .....	4	65	843	2 727	6 466
20 to 49 employees .....	1	b	D	D	D
50 to 99 employees .....	1	b	D	D	D
100 to 249 employees .....	1	b	D	D	D
250 to 499 employees .....	—	—	—	—	—
500 employees or more .....	—	—	—	—	—

**Table 2. Selected Statistics by Employment Size of Establishment for Municipios and Metropolitan Areas: 1997 and 1992—Con.**

[Detail may not add to total because of rounding. For meaning of abbreviations and symbols see introductory text. For explanation of terms, see Appendix A]

Geographic area and employment size of establishment	Establishments (number)	All employees+		Value added by manufacture (\$1,000)	Value of shipments (\$1,000)
		Total (number)	Payroll (\$1,000)		
<b>1997—Con.</b>					
<b>MUNICIPIOS—Con.</b>					
<b>San Germán, PR</b> .....	<b>16</b>	<b>1 656</b>	<b>34 478</b>	<b>192 975</b>	<b>272 810</b>
Establishments with an average of—					
1 to 4 employees .....	3	3	8	48	97
5 to 9 employees .....	5	38	246	890	1 489
10 to 19 employees .....	2	b	D	D	D
20 to 49 employees .....	1	b	D	D	D
50 to 99 employees .....	2	e	D	D	D
100 to 249 employees .....	2	f	D	D	D
250 to 499 employees .....	2	f	D	D	D
500 employees or more .....	1	f	D	D	D
<b>San Juan, PR</b> .....	<b>309</b>	<b>9 332</b>	<b>163 108</b>	<b>763 430</b>	<b>1 153 301</b>
Establishments with an average of—					
1 to 4 employees .....	106	e	D	D	D
5 to 9 employees .....	47	311	3 932	14 206	23 281
10 to 19 employees .....	66	903	11 790	48 816	73 625
20 to 49 employees .....	56	1 750	29 031	143 560	236 882
50 to 99 employees .....	18	1 266	23 993	152 720	209 605
100 to 249 employees .....	11	1 791	38 646	146 902	237 564
250 to 499 employees .....	2	f	D	D	D
500 employees or more .....	3	2 302	38 973	178 617	255 960
<b>San Lorenzo, PR</b> .....	<b>19</b>	<b>1 753</b>	<b>28 105</b>	<b>132 348</b>	<b>196 301</b>
Establishments with an average of—					
1 to 4 employees .....	3	8	49	83	264
5 to 9 employees .....	4	b	D	D	D
10 to 19 employees .....	1	a	D	D	D
20 to 49 employees .....	2	b	D	D	D
50 to 99 employees .....	2	c	D	D	D
100 to 249 employees .....	5	f	D	D	D
250 to 499 employees .....	2	f	D	D	D
500 employees or more .....	—	—	—	—	—
<b>San Sebastián, PR</b> .....	<b>21</b>	<b>652</b>	<b>9 405</b>	<b>38 006</b>	<b>51 479</b>
Establishments with an average of—					
1 to 4 employees .....	6	10	44	226	352
5 to 9 employees .....	3	b	D	D	D
10 to 19 employees .....	7	87	608	2 268	5 675
20 to 49 employees .....	3	93	777	2 149	3 352
50 to 99 employees .....	1	b	D	D	D
100 to 249 employees .....	—	—	—	—	—
250 to 499 employees .....	1	e	D	D	D
500 employees or more .....	—	—	—	—	—
<b>Santa Isabel, PR</b> .....	<b>8</b>	<b>1 825</b>	<b>30 769</b>	<b>93 079</b>	<b>163 855</b>
Establishments with an average of—					
1 to 4 employees .....	—	—	—	—	—
5 to 9 employees .....	1	a	D	D	D
10 to 19 employees .....	1	a	D	D	D
20 to 49 employees .....	—	—	—	—	—
50 to 99 employees .....	1	b	D	D	D
100 to 249 employees .....	1	c	D	D	D
250 to 499 employees .....	3	989	17 103	67 654	117 607
500 employees or more .....	1	f	D	D	D
<b>Toa Alta, PR</b> .....	<b>22</b>	<b>556</b>	<b>10 175</b>	<b>59 404</b>	<b>84 789</b>
Establishments with an average of—					
1 to 4 employees .....	6	17	99	305	574
5 to 9 employees .....	3	22	477	1 659	3 273
10 to 19 employees .....	3	b	D	D	D
20 to 49 employees .....	8	234	3 231	16 007	20 175
50 to 99 employees .....	1	b	D	D	D
100 to 249 employees .....	1	c	D	D	D
250 to 499 employees .....	—	—	—	—	—
500 employees or more .....	—	—	—	—	—
<b>Toa Baja, PR</b> .....	<b>50</b>	<b>3 591</b>	<b>65 349</b>	<b>227 807</b>	<b>410 117</b>
Establishments with an average of—					
1 to 4 employees .....	10	22	123	556	883
5 to 9 employees .....	5	b	D	D	D
10 to 19 employees .....	6	84	997	5 467	6 356
20 to 49 employees .....	19	635	9 933	47 038	69 066
50 to 99 employees .....	5	350	6 334	30 980	91 789
100 to 249 employees .....	3	e	D	D	D
250 to 499 employees .....	—	—	—	—	—
500 employees or more .....	2	g	D	D	D

**Table 2. Selected Statistics by Employment Size of Establishment for Municipios and Metropolitan Areas: 1997 and 1992—Con.**

[Detail may not add to total because of rounding. For meaning of abbreviations and symbols see introductory text. For explanation of terms, see Appendix A]

Geographic area and employment size of establishment	Establishments (number)	All employees+		Value added by manufacture (\$1,000)	Value of shipments (\$1,000)
		Total (number)	Payroll (\$1,000)		
<b>1997—Con.</b>					
<b>MUNICIPIOS—Con.</b>					
<b>Trujillo Alto, PR</b> .....	<b>37</b>	<b>1 030</b>	<b>14 954</b>	<b>52 924</b>	<b>87 805</b>
Establishments with an average of—					
1 to 4 employees .....	12	b	D	D	D
5 to 9 employees .....	4	28	444	1 874	2 472
10 to 19 employees .....	4	61	1 325	3 743	8 783
20 to 49 employees .....	13	443	6 351	28 692	44 246
50 to 99 employees .....	3	223	2 718	8 127	12 775
100 to 249 employees .....	1	c	D	D	D
250 to 499 employees .....	—	—	—	—	—
500 employees or more .....	—	—	—	—	—
<b>Utua do, PR</b> .....	<b>11</b>	<b>375</b>	<b>4 322</b>	<b>11 181</b>	<b>16 820</b>
Establishments with an average of—					
1 to 4 employees .....	2	a	D	D	D
5 to 9 employees .....	1	a	D	D	D
10 to 19 employees .....	3	36	343	2 171	3 416
20 to 49 employees .....	2	b	D	D	D
50 to 99 employees .....	2	c	D	D	D
100 to 249 employees .....	1	c	D	D	D
250 to 499 employees .....	—	—	—	—	—
500 employees or more .....	—	—	—	—	—
<b>Vega Alta, PR</b> .....	<b>20</b>	<b>1 605</b>	<b>34 488</b>	<b>165 888</b>	<b>258 310</b>
Establishments with an average of—					
1 to 4 employees .....	3	8	40	165	263
5 to 9 employees .....	1	a	D	D	D
10 to 19 employees .....	5	80	1 360	3 857	7 119
20 to 49 employees .....	2	b	D	D	D
50 to 99 employees .....	5	378	8 060	23 542	53 420
100 to 249 employees .....	2	e	D	D	D
250 to 499 employees .....	2	f	D	D	D
500 employees or more .....	—	—	—	—	—
<b>Vega Baja, PR</b> .....	<b>37</b>	<b>5 812</b>	<b>133 570</b>	<b>1 037 650</b>	<b>1 379 781</b>
Establishments with an average of—					
1 to 4 employees .....	8	a	D	D	D
5 to 9 employees .....	6	b	D	D	D
10 to 19 employees .....	6	b	D	D	D
20 to 49 employees .....	4	c	D	D	D
50 to 99 employees .....	3	258	4 208	18 476	25 005
100 to 249 employees .....	1	c	D	D	D
250 to 499 employees .....	5	1 735	32 562	188 775	264 900
500 employees or more .....	4	3 395	91 303	444 147	629 086
<b>Vieques, PR</b> .....	<b>6</b>	<b>c</b>	<b>D</b>	<b>D</b>	<b>D</b>
Establishments with an average of—					
1 to 4 employees .....	3	6	53	245	446
5 to 9 employees .....	1	a	D	D	D
10 to 19 employees .....	1	a	D	D	D
20 to 49 employees .....	—	—	—	—	—
50 to 99 employees .....	—	—	—	—	—
100 to 249 employees .....	1	c	D	D	D
250 to 499 employees .....	—	—	—	—	—
500 employees or more .....	—	—	—	—	—
<b>Villalba, PR</b> .....	<b>4</b>	<b>e</b>	<b>D</b>	<b>D</b>	<b>D</b>
Establishments with an average of—					
1 to 4 employees .....	2	a	D	D	D
5 to 9 employees .....	—	—	—	—	—
10 to 19 employees .....	1	a	D	D	D
20 to 49 employees .....	—	—	—	—	—
50 to 99 employees .....	—	—	—	—	—
100 to 249 employees .....	—	—	—	—	—
250 to 499 employees .....	1	e	D	D	D
500 employees or more .....	—	—	—	—	—
<b>Yabucoa, PR</b> .....	<b>9</b>	<b>g</b>	<b>D</b>	<b>D</b>	<b>D</b>
Establishments with an average of—					
1 to 4 employees .....	2	a	D	D	D
5 to 9 employees .....	1	a	D	D	D
10 to 19 employees .....	—	—	—	—	—
20 to 49 employees .....	2	b	D	D	D
50 to 99 employees .....	—	—	—	—	—
100 to 249 employees .....	1	c	D	D	D
250 to 499 employees .....	2	f	D	D	D
500 employees or more .....	1	f	D	D	D



**Table 2. Selected Statistics by Employment Size of Establishment for Municipios and Metropolitan Areas: 1997 and 1992—Con.**

[Detail may not add to total because of rounding. For meaning of abbreviations and symbols see introductory text. For explanation of terms, see Appendix A]

Geographic area and employment size of establishment	Establishments (number)	All employees+		Value added by manufacture (\$1,000)	Value of shipments (\$1,000)
		Total (number)	Payroll (\$1,000)		
<b>1997—Con.</b>					
<b>MUNICIPIOS—Con.</b>					
<b>Yauco, PR</b> .....	<b>21</b>	<b>794</b>	<b>10 166</b>	<b>30 161</b>	<b>44 995</b>
Establishments with an average of—					
1 to 4 employees .....	10	24	167	626	932
5 to 9 employees .....	5	31	272	934	2 216
10 to 19 employees .....	1		D	D	D
20 to 49 employees .....	1	a	D	D	D
50 to 99 employees .....	2	b	D	D	D
100 to 249 employees .....	1	c	D	D	D
250 to 499 employees .....	1	e	D	D	D
500 employees or more .....	—	—	—	—	—
<b>METROPOLITAN AREAS</b>					
<b>Aguadilla, PR MSA</b> .....	<b>94</b>	<b>9 589</b>	<b>182 436</b>	<b>2 866 071</b>	<b>3 301 135</b>
Establishments with an average of—					
1 to 4 employees .....	37	b	D	D	D
5 to 9 employees .....	8	58	496	2 253	3 678
10 to 19 employees .....	11	149	1 472	8 325	10 409
20 to 49 employees .....	11	311	3 632	10 925	23 716
50 to 99 employees .....	4	310	3 769	10 241	21 133
100 to 249 employees .....	12	2 113	43 842	760 635	874 523
250 to 499 employees .....	7	2 398	36 638	177 432	253 846
500 employees or more .....	4	h	D	D	D
<b>Mayagüez, PR MSA</b> .....	<b>147</b>	<b>20 960</b>	<b>347 988</b>	<b>3 952 930</b>	<b>4 819 128</b>
Establishments with an average of—					
1 to 4 employees .....	35	72	781	12 439	19 772
5 to 9 employees .....	19	140	1 360	6 221	8 299
10 to 19 employees .....	30	410	4 805	35 907	55 744
20 to 49 employees .....	15	414	4 546	18 407	28 738
50 to 99 employees .....	12	864	15 868	594 217	779 850
100 to 249 employees .....	13	2 157	45 235	1 327 351	1 419 666
250 to 499 employees .....	10	3 525	74 795	366 957	488 570
500 employees or more .....	13	13 378	200 598	1 591 431	2 018 489
<b>Ponce, PR MSA</b> .....	<b>159</b>	<b>9 298</b>	<b>173 672</b>	<b>1 112 725</b>	<b>1 550 983</b>
Establishments with an average of—					
1 to 4 employees .....	43	c	D	D	D
5 to 9 employees .....	27	183	1 956	7 008	12 974
10 to 19 employees .....	29	394	6 044	39 096	64 396
20 to 49 employees .....	26	817	12 823	68 790	91 860
50 to 99 employees .....	14	1 048	18 928	83 859	119 396
100 to 249 employees .....	8	1 116	21 037	184 869	230 328
250 to 499 employees .....	9	3 167	59 165	351 497	506 388
500 employees or more .....	3	g	D	D	D
<b>San Juan—Caguas—Arecibo, PR CMSA</b> .....	<b>1 477</b>	<b>99 397</b>	<b>2 196 684</b>	<b>23 814 000</b>	<b>31 558 937</b>
Establishments with an average of—					
1 to 4 employees .....	367	900	8 640	47 033	71 431
5 to 9 employees .....	191	1 292	17 273	75 494	130 330
10 to 19 employees .....	274	3 791	52 322	256 485	393 288
20 to 49 employees .....	308	9 705	156 177	1 301 070	2 018 942
50 to 99 employees .....	118	8 257	142 560	887 171	1 302 711
100 to 249 employees .....	113	18 017	394 693	4 450 394	6 449 082
250 to 499 employees .....	66	23 477	567 161	6 305 074	8 144 075
500 employees or more .....	40	33 958	857 858	10 491 279	13 049 078
<b>Arecibo, PR PMSA</b> .....	<b>69</b>	<b>6 005</b>	<b>120 137</b>	<b>1 552 706</b>	<b>1 901 851</b>
Establishments with an average of—					
1 to 4 employees .....	17	42	309	2 033	3 012
5 to 9 employees .....	7	51	426	1 610	2 750
10 to 19 employees .....	15	206	2 918	12 038	31 345
20 to 49 employees .....	13	408	6 567	28 925	62 123
50 to 99 employees .....	6	386	5 808	24 738	43 082
100 to 249 employees .....	4	928	19 104	61 134	112 898
250 to 499 employees .....	4	1 799	26 560	164 550	283 020
500 employees or more .....	3	2 185	56 445	1 257 678	1 363 621
<b>Caguas, PR PMSA</b> .....	<b>219</b>	<b>17 034</b>	<b>377 118</b>	<b>5 506 327</b>	<b>7 304 053</b>
Establishments with an average of—					
1 to 4 employees .....	45	106	954	4 631	7 338
5 to 9 employees .....	26	180	2 382	8 585	13 210
10 to 19 employees .....	36	490	6 221	24 936	39 019
20 to 49 employees .....	39	1 203	17 030	95 548	151 505
50 to 99 employees .....	23	1 661	30 335	163 826	220 680
100 to 249 employees .....	31	4 763	89 842	1 859 721	2 900 786
250 to 499 employees .....	13	4 472	112 613	1 789 590	2 206 932
500 employees or more .....	6	4 159	117 741	1 559 490	1 764 583

**Table 2. Selected Statistics by Employment Size of Establishment for Municipios and Metropolitan Areas: 1997 and 1992—Con.**

[Detail may not add to total because of rounding. For meaning of abbreviations and symbols see introductory text. For explanation of terms, see Appendix A]

Geographic area and employment size of establishment	Establishments (number)	All employees+		Value added by manufacture (\$1,000)	Value of shipments (\$1,000)
		Total (number)	Payroll (\$1,000)		
<b>1997—Con.</b>					
<b>METROPOLITAN AREAS—Con.</b>					
San Juan—Bayamón, PR PMSA .....	1 189	76 358	1 699 429	16 754 967	22 353 033
Establishments with an average of—					
1 to 4 employees .....	305	752	7 377	40 369	61 081
5 to 9 employees .....	158	1 061	14 465	65 299	114 370
10 to 19 employees .....	223	3 095	43 183	219 511	322 924
20 to 49 employees .....	256	8 094	132 580	1 176 597	1 805 314
50 to 99 employees .....	89	6 210	106 417	698 607	1 038 949
100 to 249 employees .....	78	12 326	285 747	2 529 539	3 435 398
250 to 499 employees .....	49	17 206	425 988	4 350 934	5 654 123
500 employees or more .....	31	27 614	683 672	7 674 111	9 920 874
<b>1992</b>					
Puerto Rico .....	2 258	158 181	2 706 515	22 736 655	31 325 784
Establishments with an average of—					
1 to 4 employees .....	685	1 367	12 170	88 326	227 985
5 to 9 employees .....	280	1 892	19 270	102 240	173 777
10 to 19 employees .....	333	4 608	55 954	291 211	482 915
20 to 49 employees .....	384	11 817	156 616	844 522	1 259 923
50 to 99 employees .....	193	13 741	206 029	1 374 227	2 364 418
100 to 249 employees .....	205	32 709	559 310	5 710 537	7 314 124
250 to 499 employees .....	111	38 536	699 387	5 651 283	8 305 884
500 employees or more .....	67	53 511	997 779	8 674 309	11 196 758
<b>MUNICIPIOS</b>					
Adjuntas, PR .....	12	336	2 505	6 843	7 550
Establishments with an average of—					
1 to 4 employees .....	4	9	45	166	406
5 to 9 employees .....	2	D	D	D	D
10 to 19 employees .....	2	D	D	D	D
20 to 49 employees .....	2	D	D	D	D
50 to 99 employees .....	—	—	—	—	—
100 to 249 employees .....	2	D	D	D	D
250 to 499 employees .....	—	—	—	—	—
500 employees or more .....	—	—	—	—	—
Aguada, PR .....	21	2 162	24 622	200 583	263 944
Establishments with an average of—					
1 to 4 employees .....	11	D	D	D	D
5 to 9 employees .....	—	—	—	—	—
10 to 19 employees .....	3	D	D	D	D
20 to 49 employees .....	2	D	D	D	D
50 to 99 employees .....	1	D	D	D	D
100 to 249 employees .....	1	D	D	D	D
250 to 499 employees .....	1	D	D	D	D
500 employees or more .....	2	D	D	D	D
Aguadilla, PR .....	47	4 394	75 781	429 519	721 634
Establishments with an average of—					
1 to 4 employees .....	15	D	D	D	D
5 to 9 employees .....	4	D	D	D	D
10 to 19 employees .....	2	D	D	D	D
20 to 49 employees .....	9	283	3 105	14 932	17 548
50 to 99 employees .....	3	D	D	D	D
100 to 249 employees .....	9	1 359	17 484	86 298	114 009
250 to 499 employees .....	3	D	D	D	D
500 employees or more .....	2	D	D	D	D
Aguas Buenas, PR .....	12	1 166	16 698	85 553	114 619
Establishments with an average of—					
1 to 4 employees .....	2	D	D	D	D
5 to 9 employees .....	1	D	D	D	D
10 to 19 employees .....	—	—	—	—	—
20 to 49 employees .....	5	D	D	D	D
50 to 99 employees .....	1	D	D	D	D
100 to 249 employees .....	1	D	D	D	D
250 to 499 employees .....	1	D	D	D	D
500 employees or more .....	1	D	D	D	D
Aibonito, PR .....	9	1 939	29 236	94 680	163 852
Establishments with an average of—					
1 to 4 employees .....	3	D	D	D	D
5 to 9 employees .....	—	—	—	—	—
10 to 19 employees .....	1	D	D	D	D
20 to 49 employees .....	1	D	D	D	D
50 to 99 employees .....	—	—	—	—	—
100 to 249 employees .....	2	D	D	D	D
250 to 499 employees .....	1	D	D	D	D
500 employees or more .....	1	D	D	D	D

**Table 2. Selected Statistics by Employment Size of Establishment for Municipios and Metropolitan Areas: 1997 and 1992—Con.**

[Detail may not add to total because of rounding. For meaning of abbreviations and symbols see introductory text. For explanation of terms, see Appendix A]

Geographic area and employment size of establishment	Establishments (number)	All employees+		Value added by manufacture (\$1,000)	Value of shipments (\$1,000)
		Total (number)	Payroll (\$1,000)		
<b>1992—Con.</b>					
<b>MUNICIPIOS—Con.</b>					
<b>Añasco, PR</b> .....	<b>20</b>	<b>D</b>	<b>D</b>	<b>D</b>	<b>D</b>
Establishments with an average of—					
1 to 4 employees .....	8	17	221	1 402	2 192
5 to 9 employees .....	3	D	D	D	D
10 to 19 employees .....	1	D	D	D	D
20 to 49 employees .....	2	D	D	D	D
50 to 99 employees .....	1	D	D	D	D
100 to 249 employees .....	3	D	D	D	D
250 to 499 employees .....	—	—	—	—	—
500 employees or more .....	2	D	D	D	D
<b>Arecibo, PR</b> .....	<b>57</b>	<b>4 794</b>	<b>68 949</b>	<b>645 302</b>	<b>821 055</b>
Establishments with an average of—					
1 to 4 employees .....	16	23	171	973	1 863
5 to 9 employees .....	7	44	359	1 972	3 749
10 to 19 employees .....	8	D	D	D	D
20 to 49 employees .....	10	D	D	D	D
50 to 99 employees .....	3	D	D	D	D
100 to 249 employees .....	6	D	D	D	D
250 to 499 employees .....	5	D	D	D	D
500 employees or more .....	2	D	D	D	D
<b>Arroyo, PR</b> .....	<b>5</b>	<b>331</b>	<b>5 153</b>	<b>24 080</b>	<b>44 678</b>
Establishments with an average of—					
1 to 4 employees .....	1	D	D	D	D
5 to 9 employees .....	—	—	—	—	—
10 to 19 employees .....	1	D	D	D	D
20 to 49 employees .....	1	D	D	D	D
50 to 99 employees .....	1	D	D	D	D
100 to 249 employees .....	1	D	D	D	D
250 to 499 employees .....	—	—	—	—	—
500 employees or more .....	—	—	—	—	—
<b>Barceloneta, PR</b> .....	<b>15</b>	<b>7 113</b>	<b>181 041</b>	<b>2 882 259</b>	<b>3 448 460</b>
Establishments with an average of—					
1 to 4 employees .....	3	D	D	D	D
5 to 9 employees .....	1	D	D	D	D
10 to 19 employees .....	—	—	—	—	—
20 to 49 employees .....	1	D	D	D	D
50 to 99 employees .....	—	—	—	—	—
100 to 249 employees .....	1	D	D	D	D
250 to 499 employees .....	3	D	D	D	D
500 employees or more .....	6	5 614	151 883	2 586 602	2 954 485
<b>Barranquitas, PR</b> .....	<b>9</b>	<b>667</b>	<b>5 907</b>	<b>14 006</b>	<b>24 760</b>
Establishments with an average of—					
1 to 4 employees .....	2	D	D	D	D
5 to 9 employees .....	2	D	D	D	D
10 to 19 employees .....	—	—	—	—	—
20 to 49 employees .....	2	D	D	D	D
50 to 99 employees .....	—	—	—	—	—
100 to 249 employees .....	2	D	D	D	D
250 to 499 employees .....	1	D	D	D	D
500 employees or more .....	—	—	—	—	—
<b>Bayamón, PR</b> .....	<b>174</b>	<b>5 595</b>	<b>80 275</b>	<b>717 494</b>	<b>983 868</b>
Establishments with an average of—					
1 to 4 employees .....	52	125	1 207	17 747	22 815
5 to 9 employees .....	27	185	1 836	8 770	15 206
10 to 19 employees .....	26	379	3 785	13 853	25 450
20 to 49 employees .....	40	1 212	15 586	64 517	128 462
50 to 99 employees .....	19	1 326	20 089	102 387	191 877
100 to 249 employees .....	7	1 214	21 963	467 443	526 617
250 to 499 employees .....	3	1 154	15 809	42 777	73 441
500 employees or more .....	—	—	—	—	—
<b>Cabo Rojo, PR</b> .....	<b>32</b>	<b>D</b>	<b>D</b>	<b>D</b>	<b>D</b>
Establishments with an average of—					
1 to 4 employees .....	13	21	173	1 331	2 786
5 to 9 employees .....	6	44	316	242	1 734
10 to 19 employees .....	6	87	734	2 029	2 987
20 to 49 employees .....	3	62	420	2 958	4 567
50 to 99 employees .....	1	D	D	D	D
100 to 249 employees .....	2	D	D	D	D
250 to 499 employees .....	1	D	D	D	D
500 employees or more .....	—	—	—	—	—

**Table 2. Selected Statistics by Employment Size of Establishment for Municipios and Metropolitan Areas: 1997 and 1992—Con.**

[Detail may not add to total because of rounding. For meaning of abbreviations and symbols see introductory text. For explanation of terms, see Appendix A]

Geographic area and employment size of establishment	Establishments (number)	All employees+		Value added by manufacture (\$1,000)	Value of shipments (\$1,000)
		Total (number)	Payroll (\$1,000)		
<b>1992—Con.</b>					
<b>MUNICIPIOS—Con.</b>					
<b>Caguas, PR</b> .....	<b>128</b>	<b>6 123</b>	<b>96 692</b>	<b>538 030</b>	<b>809 947</b>
Establishments with an average of—					
1 to 4 employees .....	43	D	D	D	D
5 to 9 employees .....	12	D	D	D	D
10 to 19 employees .....	24	D	D	D	D
20 to 49 employees .....	19	D	D	D	D
50 to 99 employees .....	12	827	12 637	72 345	98 761
100 to 249 employees .....	11	1 436	23 019	211 439	295 161
250 to 499 employees .....	5	1 590	19 023	24 749	71 440
500 employees or more .....	2	D	D	D	D
<b>Camuy, PR</b> .....	<b>9</b>	<b>2 136</b>	<b>27 176</b>	<b>96 815</b>	<b>115 429</b>
Establishments with an average of—					
1 to 4 employees .....	5	15	67	477	723
5 to 9 employees .....	—	—	—	—	—
10 to 19 employees .....	—	—	—	—	—
20 to 49 employees .....	—	—	—	—	—
50 to 99 employees .....	2	D	D	D	D
100 to 249 employees .....	—	—	—	—	—
250 to 499 employees .....	—	—	—	—	—
500 employees or more .....	2	D	D	D	D
<b>Canóvanas, PR</b> .....	<b>36</b>	<b>1 148</b>	<b>17 166</b>	<b>82 617</b>	<b>123 534</b>
Establishments with an average of—					
1 to 4 employees .....	9	18	200	974	1 862
5 to 9 employees .....	5	30	846	5 319	9 277
10 to 19 employees .....	7	88	1 194	8 270	10 517
20 to 49 employees .....	9	272	3 873	21 313	30 150
50 to 99 employees .....	3	233	3 821	17 557	21 676
100 to 249 employees .....	3	507	7 232	29 184	50 052
250 to 499 employees .....	—	—	—	—	—
500 employees or more .....	—	—	—	—	—
<b>Carolina, PR</b> .....	<b>141</b>	<b>6 140</b>	<b>153 089</b>	<b>1 494 349</b>	<b>1 787 644</b>
Establishments with an average of—					
1 to 4 employees .....	33	D	D	D	D
5 to 9 employees .....	24	D	D	D	D
10 to 19 employees .....	24	D	D	D	D
20 to 49 employees .....	38	1 249	17 866	68 707	122 445
50 to 99 employees .....	10	726	10 489	54 796	80 857
100 to 249 employees .....	6	845	22 371	289 054	354 291
250 to 499 employees .....	4	1 117	38 812	363 410	457 984
500 employees or more .....	2	D	D	D	D
<b>Cataño, PR</b> .....	<b>42</b>	<b>1 648</b>	<b>31 664</b>	<b>202 203</b>	<b>294 889</b>
Establishments with an average of—					
1 to 4 employees .....	10	23	206	1 050	2 106
5 to 9 employees .....	6	D	D	D	D
10 to 19 employees .....	10	135	1 887	19 709	24 870
20 to 49 employees .....	8	226	3 452	19 812	28 446
50 to 99 employees .....	5	369	5 493	12 424	36 261
100 to 249 employees .....	2	D	D	D	D
250 to 499 employees .....	1	D	D	D	D
500 employees or more .....	—	—	—	—	—
<b>Cayey, PR</b> .....	<b>27</b>	<b>2 876</b>	<b>44 098</b>	<b>223 813</b>	<b>322 604</b>
Establishments with an average of—					
1 to 4 employees .....	6	D	D	D	D
5 to 9 employees .....	4	D	D	D	D
10 to 19 employees .....	2	D	D	D	D
20 to 49 employees .....	4	148	1 624	8 976	12 043
50 to 99 employees .....	3	D	D	D	D
100 to 249 employees .....	4	D	D	D	D
250 to 499 employees .....	2	D	D	D	D
500 employees or more .....	2	D	D	D	D
<b>Ceiba, PR</b> .....	<b>5</b>	<b>544</b>	<b>5 498</b>	<b>16 694</b>	<b>26 016</b>
Establishments with an average of—					
1 to 4 employees .....	—	—	—	—	—
5 to 9 employees .....	1	D	D	D	D
10 to 19 employees .....	—	—	—	—	—
20 to 49 employees .....	2	D	D	D	D
50 to 99 employees .....	—	—	—	—	—
100 to 249 employees .....	1	D	D	D	D
250 to 499 employees .....	1	D	D	D	D
500 employees or more .....	—	—	—	—	—

**Table 2. Selected Statistics by Employment Size of Establishment for Municipios and Metropolitan Areas: 1997 and 1992—Con.**

[Detail may not add to total because of rounding. For meaning of abbreviations and symbols see introductory text. For explanation of terms, see Appendix A]

Geographic area and employment size of establishment	Establishments (number)	All employees+		Value added by manufacture (\$1,000)	Value of shipments (\$1,000)
		Total (number)	Payroll (\$1,000)		
<b>1992—Con.</b>					
<b>MUNICIPIOS—Con.</b>					
<b>Ciales, PR</b> .....	<b>8</b>	<b>1 423</b>	<b>15 269</b>	<b>85 612</b>	<b>153 728</b>
Establishments with an average of—					
1 to 4 employees .....	1	D	D	D	D
5 to 9 employees .....	1	D	D	D	D
10 to 19 employees .....	1	D	D	D	D
20 to 49 employees .....	1	D	D	D	D
50 to 99 employees .....	1	D	D	D	D
100 to 249 employees .....	—	—	—	—	—
250 to 499 employees .....	2	D	D	D	D
500 employees or more .....	1	D	D	D	D
<b>Cidra, PR</b> .....	<b>25</b>	<b>3 266</b>	<b>77 357</b>	<b>3 417 502</b>	<b>4 070 632</b>
Establishments with an average of—					
1 to 4 employees .....	5	D	D	D	D
5 to 9 employees .....	2	D	D	D	D
10 to 19 employees .....	2	D	D	D	D
20 to 49 employees .....	3	D	D	D	D
50 to 99 employees .....	5	395	6 234	40 024	65 356
100 to 249 employees .....	4	D	D	D	D
250 to 499 employees .....	2	D	D	D	D
500 employees or more .....	2	D	D	D	D
<b>Coamo, PR</b> .....	<b>10</b>	<b>1 244</b>	<b>15 551</b>	<b>147 543</b>	<b>166 350</b>
Establishments with an average of—					
1 to 4 employees .....	1	D	D	D	D
5 to 9 employees .....	2	D	D	D	D
10 to 19 employees .....	2	D	D	D	D
20 to 49 employees .....	—	—	—	—	—
50 to 99 employees .....	3	D	D	D	D
100 to 249 employees .....	—	—	—	—	—
250 to 499 employees .....	1	D	D	D	D
500 employees or more .....	1	D	D	D	D
<b>Comerio, PR</b> .....	<b>6</b>	<b>63</b>	<b>580</b>	<b>1 329</b>	<b>2 864</b>
Establishments with an average of—					
1 to 4 employees .....	3	8	71	394	852
5 to 9 employees .....	—	—	—	—	—
10 to 19 employees .....	1	D	D	D	D
20 to 49 employees .....	2	D	D	D	D
50 to 99 employees .....	—	—	—	—	—
100 to 249 employees .....	—	—	—	—	—
250 to 499 employees .....	—	—	—	—	—
500 employees or more .....	—	—	—	—	—
<b>Corozal, PR</b> .....	<b>12</b>	<b>D</b>	<b>D</b>	<b>D</b>	<b>D</b>
Establishments with an average of—					
1 to 4 employees .....	4	D	D	D	D
5 to 9 employees .....	4	D	D	D	D
10 to 19 employees .....	—	—	—	—	—
20 to 49 employees .....	1	D	D	D	D
50 to 99 employees .....	—	—	—	—	—
100 to 249 employees .....	1	D	D	D	D
250 to 499 employees .....	1	D	D	D	D
500 employees or more .....	1	D	D	D	D
<b>Culebra, PR</b> .....	<b>1</b>	<b>D</b>	<b>D</b>	<b>D</b>	<b>D</b>
Establishments with an average of—					
1 to 4 employees .....	—	—	—	—	—
5 to 9 employees .....	—	—	—	—	—
10 to 19 employees .....	—	—	—	—	—
20 to 49 employees .....	—	—	—	—	—
50 to 99 employees .....	—	—	—	—	—
100 to 249 employees .....	1	D	D	D	D
250 to 499 employees .....	—	—	—	—	—
500 employees or more .....	—	—	—	—	—
<b>Dorado, PR</b> .....	<b>22</b>	<b>2 473</b>	<b>49 449</b>	<b>248 961</b>	<b>333 384</b>
Establishments with an average of—					
1 to 4 employees .....	4	D	D	D	D
5 to 9 employees .....	5	35	335	1 109	2 224
10 to 19 employees .....	3	35	595	4 861	5 478
20 to 49 employees .....	2	D	D	D	D
50 to 99 employees .....	—	—	—	—	—
100 to 249 employees .....	5	952	20 638	171 581	196 355
250 to 499 employees .....	2	D	D	D	D
500 employees or more .....	1	D	D	D	D

**Table 2. Selected Statistics by Employment Size of Establishment for Municipios and Metropolitan Areas: 1997 and 1992—Con.**

[Detail may not add to total because of rounding. For meaning of abbreviations and symbols see introductory text. For explanation of terms, see Appendix A]

Geographic area and employment size of establishment	Establishments (number)	All employees+		Value added by manufacture (\$1,000)	Value of shipments (\$1,000)
		Total (number)	Payroll (\$1,000)		
<b>1992—Con.</b>					
<b>MUNICIPIOS—Con.</b>					
<b>Fajardo, PR</b> .....	<b>18</b>	<b>1 401</b>	<b>25 450</b>	<b>186 258</b>	<b>249 174</b>
Establishments with an average of—					
1 to 4 employees .....	6	11	109	771	1 402
5 to 9 employees .....	1	D	D	D	D
10 to 19 employees .....	2	D	D	D	D
20 to 49 employees .....	2	D	D	D	D
50 to 99 employees .....	2	D	D	D	D
100 to 249 employees .....	3	540	9 271	47 855	78 109
250 to 499 employees .....	2	D	D	D	D
500 employees or more .....	—	—	—	—	—
<b>Florida, PR</b> .....	<b>3</b>	<b>D</b>	<b>D</b>	<b>D</b>	<b>D</b>
Establishments with an average of—					
1 to 4 employees .....	1	D	D	D	D
5 to 9 employees .....	—	—	—	—	—
10 to 19 employees .....	—	—	—	—	—
20 to 49 employees .....	2	D	D	D	D
50 to 99 employees .....	—	—	—	—	—
100 to 249 employees .....	—	—	—	—	—
250 to 499 employees .....	—	—	—	—	—
500 employees or more .....	—	—	—	—	—
<b>Guánica, PR</b> .....	<b>7</b>	<b>733</b>	<b>9 500</b>	<b>49 147</b>	<b>82 112</b>
Establishments with an average of—					
1 to 4 employees .....	—	—	—	—	—
5 to 9 employees .....	1	D	D	D	D
10 to 19 employees .....	—	—	—	—	—
20 to 49 employees .....	3	134	1 222	2 408	3 086
50 to 99 employees .....	2	D	D	D	D
100 to 249 employees .....	—	—	—	—	—
250 to 499 employees .....	1	D	D	D	D
500 employees or more .....	—	—	—	—	—
<b>Guayama, PR</b> .....	<b>25</b>	<b>3 150</b>	<b>84 525</b>	<b>720 682</b>	<b>1 468 479</b>
Establishments with an average of—					
1 to 4 employees .....	11	D	D	D	D
5 to 9 employees .....	2	D	D	D	D
10 to 19 employees .....	1	D	D	D	D
20 to 49 employees .....	—	—	—	—	—
50 to 99 employees .....	1	D	D	D	D
100 to 249 employees .....	7	1 116	28 894	212 248	261 235
250 to 499 employees .....	1	D	D	D	D
500 employees or more .....	2	D	D	D	D
<b>Guayanilla, PR</b> .....	<b>3</b>	<b>D</b>	<b>D</b>	<b>D</b>	<b>D</b>
Establishments with an average of—					
1 to 4 employees .....	1	D	D	D	D
5 to 9 employees .....	—	—	—	—	—
10 to 19 employees .....	—	—	—	—	—
20 to 49 employees .....	2	D	D	D	D
50 to 99 employees .....	—	—	—	—	—
100 to 249 employees .....	—	—	—	—	—
250 to 499 employees .....	—	—	—	—	—
500 employees or more .....	—	—	—	—	—
<b>Guaynabo, PR</b> .....	<b>72</b>	<b>4 430</b>	<b>94 220</b>	<b>427 899</b>	<b>699 596</b>
Establishments with an average of—					
1 to 4 employees .....	18	37	300	1 734	3 635
5 to 9 employees .....	6	37	348	2 258	3 284
10 to 19 employees .....	21	287	4 670	20 728	38 905
20 to 49 employees .....	14	446	6 970	55 311	70 092
50 to 99 employees .....	5	351	4 267	12 554	27 180
100 to 249 employees .....	1	D	D	D	D
250 to 499 employees .....	5	1 759	45 322	222 369	383 891
500 employees or more .....	2	D	D	D	D
<b>Gurabo, PR</b> .....	<b>23</b>	<b>1 782</b>	<b>34 915</b>	<b>168 376</b>	<b>271 056</b>
Establishments with an average of—					
1 to 4 employees .....	3	D	D	D	D
5 to 9 employees .....	1	D	D	D	D
10 to 19 employees .....	—	—	—	—	—
20 to 49 employees .....	9	360	4 664	21 685	34 023
50 to 99 employees .....	4	D	D	D	D
100 to 249 employees .....	5	D	D	D	D
250 to 499 employees .....	1	D	D	D	D
500 employees or more .....	—	—	—	—	—

**Table 2. Selected Statistics by Employment Size of Establishment for Municipios and Metropolitan Areas: 1997 and 1992—Con.**

[Detail may not add to total because of rounding. For meaning of abbreviations and symbols see introductory text. For explanation of terms, see Appendix A]

Geographic area and employment size of establishment	Establishments (number)	All employees+		Value added by manufacture (\$1,000)	Value of shipments (\$1,000)
		Total (number)	Payroll (\$1,000)		
<b>1992—Con.</b>					
<b>MUNICIPIOS—Con.</b>					
<b>Hatillo, PR</b> .....	<b>20</b>	<b>D</b>	<b>D</b>	<b>D</b>	<b>D</b>
Establishments with an average of—					
1 to 4 employees .....	4	8	54	513	784
5 to 9 employees .....	4	24	172	576	973
10 to 19 employees .....	2	D	D	D	D
20 to 49 employees .....	5	D	D	D	D
50 to 99 employees .....	3	D	D	D	D
100 to 249 employees .....	1	D	D	D	D
250 to 499 employees .....	1	D	D	D	D
500 employees or more .....	—	—	—	—	—
<b>Hormigueros, PR</b> .....	<b>11</b>	<b>1 217</b>	<b>17 192</b>	<b>107 215</b>	<b>153 874</b>
Establishments with an average of—					
1 to 4 employees .....	1	D	D	D	D
5 to 9 employees .....	—	—	—	—	—
10 to 19 employees .....	1	D	D	D	D
20 to 49 employees .....	3	D	D	D	D
50 to 99 employees .....	2	D	D	D	D
100 to 249 employees .....	3	521	4 787	7 045	18 578
250 to 499 employees .....	1	D	D	D	D
500 employees or more .....	—	—	—	—	—
<b>Humacao, PR</b> .....	<b>45</b>	<b>4 836</b>	<b>109 986</b>	<b>1 116 668</b>	<b>1 865 001</b>
Establishments with an average of—					
1 to 4 employees .....	3	D	D	D	D
5 to 9 employees .....	11	85	867	4 967	6 642
10 to 19 employees .....	7	D	D	D	D
20 to 49 employees .....	4	D	D	D	D
50 to 99 employees .....	6	485	11 976	78 588	506 487
100 to 249 employees .....	8	D	D	D	D
250 to 499 employees .....	5	1 782	43 354	254 886	432 337
500 employees or more .....	1	D	D	D	D
<b>Isabela, PR</b> .....	<b>18</b>	<b>D</b>	<b>D</b>	<b>D</b>	<b>D</b>
Establishments with an average of—					
1 to 4 employees .....	7	10	39	137	366
5 to 9 employees .....	2	D	D	D	D
10 to 19 employees .....	1	D	D	D	D
20 to 49 employees .....	1	D	D	D	D
50 to 99 employees .....	1	D	D	D	D
100 to 249 employees .....	2	D	D	D	D
250 to 499 employees .....	2	D	D	D	D
500 employees or more .....	2	D	D	D	D
<b>Jayuya, PR</b> .....	<b>3</b>	<b>D</b>	<b>D</b>	<b>D</b>	<b>D</b>
Establishments with an average of—					
1 to 4 employees .....	1	D	D	D	D
5 to 9 employees .....	—	—	—	—	—
10 to 19 employees .....	—	—	—	—	—
20 to 49 employees .....	—	—	—	—	—
50 to 99 employees .....	1	D	D	D	D
100 to 249 employees .....	—	—	—	—	—
250 to 499 employees .....	1	D	D	D	D
500 employees or more .....	—	—	—	—	—
<b>Juana Díaz, PR</b> .....	<b>19</b>	<b>803</b>	<b>11 935</b>	<b>40 003</b>	<b>71 866</b>
Establishments with an average of—					
1 to 4 employees .....	6	D	D	D	D
5 to 9 employees .....	1	D	D	D	D
10 to 19 employees .....	2	D	D	D	D
20 to 49 employees .....	3	76	1 279	3 551	6 718
50 to 99 employees .....	5	349	5 480	17 663	30 840
100 to 249 employees .....	2	D	D	D	D
250 to 499 employees .....	—	—	—	—	—
500 employees or more .....	—	—	—	—	—
<b>Juncos, PR</b> .....	<b>16</b>	<b>1 039</b>	<b>17 479</b>	<b>87 543</b>	<b>126 891</b>
Establishments with an average of—					
1 to 4 employees .....	2	D	D	D	D
5 to 9 employees .....	2	D	D	D	D
10 to 19 employees .....	1	D	D	D	D
20 to 49 employees .....	5	D	D	D	D
50 to 99 employees .....	2	D	D	D	D
100 to 249 employees .....	3	433	6 827	38 481	50 049
250 to 499 employees .....	1	D	D	D	D
500 employees or more .....	—	—	—	—	—

**Table 2. Selected Statistics by Employment Size of Establishment for Municipios and Metropolitan Areas: 1997 and 1992—Con.**

[Detail may not add to total because of rounding. For meaning of abbreviations and symbols see introductory text. For explanation of terms, see Appendix A]

Geographic area and employment size of establishment	Establishments (number)	All employees+		Value added by manufacture (\$1,000)	Value of shipments (\$1,000)
		Total (number)	Payroll (\$1,000)		
<b>1992—Con.</b>					
<b>MUNICIPIOS—Con.</b>					
<b>Lajas, PR</b> .....	<b>12</b>	<b>1 049</b>	<b>8 469</b>	<b>32 555</b>	<b>39 845</b>
Establishments with an average of—					
1 to 4 employees .....	3	6	33	179	354
5 to 9 employees .....	1	D	D	D	D
10 to 19 employees .....	3	46	416	1 330	2 520
20 to 49 employees .....	3	D	D	D	D
50 to 99 employees .....	—	—	—	—	—
100 to 249 employees .....	1	D	D	D	D
250 to 499 employees .....	1	D	D	D	D
500 employees or more .....	1	D	D	D	D
<b>Lares, PR</b> .....	<b>3</b>	<b>D</b>	<b>D</b>	<b>D</b>	<b>D</b>
Establishments with an average of—					
1 to 4 employees .....	1	D	D	D	D
5 to 9 employees .....	—	—	—	—	—
10 to 19 employees .....	—	—	—	—	—
20 to 49 employees .....	1	D	D	D	D
50 to 99 employees .....	—	—	—	—	—
100 to 249 employees .....	1	D	D	D	D
250 to 499 employees .....	—	—	—	—	—
500 employees or more .....	—	—	—	—	—
<b>Las Marías, PR</b> .....	<b>4</b>	<b>D</b>	<b>D</b>	<b>D</b>	<b>D</b>
Establishments with an average of—					
1 to 4 employees .....	2	D	D	D	D
5 to 9 employees .....	—	—	—	—	—
10 to 19 employees .....	—	—	—	—	—
20 to 49 employees .....	—	—	—	—	—
50 to 99 employees .....	—	—	—	—	—
100 to 249 employees .....	—	—	—	—	—
250 to 499 employees .....	1	D	D	D	D
500 employees or more .....	1	D	D	D	D
<b>Las Piedras, PR</b> .....	<b>28</b>	<b>3 081</b>	<b>72 078</b>	<b>572 431</b>	<b>751 013</b>
Establishments with an average of—					
1 to 4 employees .....	7	14	244	2 132	4 210
5 to 9 employees .....	—	—	—	—	—
10 to 19 employees .....	1	D	D	D	D
20 to 49 employees .....	2	D	D	D	D
50 to 99 employees .....	6	385	6 423	46 025	52 053
100 to 249 employees .....	8	1 126	25 334	126 989	235 961
250 to 499 employees .....	3	D	D	D	D
500 employees or more .....	1	D	D	D	D
<b>Loíza, PR</b> .....	<b>3</b>	<b>187</b>	<b>2 809</b>	<b>9 620</b>	<b>10 003</b>
Establishments with an average of—					
1 to 4 employees .....	—	—	—	—	—
5 to 9 employees .....	—	—	—	—	—
10 to 19 employees .....	—	—	—	—	—
20 to 49 employees .....	1	D	D	D	D
50 to 99 employees .....	1	D	D	D	D
100 to 249 employees .....	1	D	D	D	D
250 to 499 employees .....	—	—	—	—	—
500 employees or more .....	—	—	—	—	—
<b>Luquillo, PR</b> .....	<b>12</b>	<b>746</b>	<b>10 583</b>	<b>63 969</b>	<b>102 566</b>
Establishments with an average of—					
1 to 4 employees .....	3	D	D	D	D
5 to 9 employees .....	1	D	D	D	D
10 to 19 employees .....	3	33	927	2 626	4 735
20 to 49 employees .....	1	D	D	D	D
50 to 99 employees .....	—	—	—	—	—
100 to 249 employees .....	4	674	9 226	59 155	95 321
250 to 499 employees .....	—	—	—	—	—
500 employees or more .....	—	—	—	—	—
<b>Manatí, PR</b> .....	<b>32</b>	<b>4 511</b>	<b>133 830</b>	<b>1 862 993</b>	<b>2 069 248</b>
Establishments with an average of—					
1 to 4 employees .....	8	D	D	D	D
5 to 9 employees .....	—	—	—	—	—
10 to 19 employees .....	6	D	D	D	D
20 to 49 employees .....	1	D	D	D	D
50 to 99 employees .....	2	D	D	D	D
100 to 249 employees .....	8	1 305	38 456	553 370	593 080
250 to 499 employees .....	4	1 162	36 589	724 667	772 626
500 employees or more .....	3	1 726	52 108	555 158	664 011



**Table 2. Selected Statistics by Employment Size of Establishment for Municipios and Metropolitan Areas: 1997 and 1992—Con.**

[Detail may not add to total because of rounding. For meaning of abbreviations and symbols see introductory text. For explanation of terms, see Appendix A]

Geographic area and employment size of establishment	Establishments (number)	All employees+		Value added by manufacture (\$1,000)	Value of shipments (\$1,000)
		Total (number)	Payroll (\$1,000)		
<b>1992—Con.</b>					
<b>MUNICIPIOS—Con.</b>					
<b>Maricao, PR</b> .....	<b>2</b>	<b>D</b>	<b>D</b>	<b>D</b>	<b>D</b>
Establishments with an average of—					
1 to 4 employees .....	—	—	—	—	—
5 to 9 employees .....	—	—	—	—	—
10 to 19 employees .....	—	—	—	—	—
20 to 49 employees .....	—	—	—	—	—
50 to 99 employees .....	1	D	D	D	D
100 to 249 employees .....	—	—	—	—	—
250 to 499 employees .....	—	—	—	—	—
500 employees or more .....	1	D	D	D	D
<b>Maunabo, PR</b> .....	<b>2</b>	<b>D</b>	<b>D</b>	<b>D</b>	<b>D</b>
Establishments with an average of—					
1 to 4 employees .....	1	D	D	D	D
5 to 9 employees .....	1	D	D	D	D
10 to 19 employees .....	—	—	—	—	—
20 to 49 employees .....	—	—	—	—	—
50 to 99 employees .....	—	—	—	—	—
100 to 249 employees .....	—	—	—	—	—
250 to 499 employees .....	—	—	—	—	—
500 employees or more .....	—	—	—	—	—
<b>Mayagüez, PR</b> .....	<b>68</b>	<b>11 131</b>	<b>149 215</b>	<b>944 381</b>	<b>1 307 439</b>
Establishments with an average of—					
1 to 4 employees .....	14	25	199	1 121	2 025
5 to 9 employees .....	10	D	D	D	D
10 to 19 employees .....	11	144	1 316	4 925	9 137
20 to 49 employees .....	6	209	4 033	52 606	62 304
50 to 99 employees .....	6	D	D	D	D
100 to 249 employees .....	10	1 698	24 789	73 781	132 416
250 to 499 employees .....	7	2 680	31 097	146 517	164 618
500 employees or more .....	4	5 881	81 076	409 508	659 649
<b>Moca, PR</b> .....	<b>13</b>	<b>D</b>	<b>D</b>	<b>D</b>	<b>D</b>
Establishments with an average of—					
1 to 4 employees .....	9	D	D	D	D
5 to 9 employees .....	1	D	D	D	D
10 to 19 employees .....	—	—	—	—	—
20 to 49 employees .....	—	—	—	—	—
50 to 99 employees .....	1	D	D	D	D
100 to 249 employees .....	1	D	D	D	D
250 to 499 employees .....	—	—	—	—	—
500 employees or more .....	1	D	D	D	D
<b>Morovis, PR</b> .....	<b>8</b>	<b>669</b>	<b>5 966</b>	<b>21 181</b>	<b>25 382</b>
Establishments with an average of—					
1 to 4 employees .....	2	D	D	D	D
5 to 9 employees .....	1	D	D	D	D
10 to 19 employees .....	2	D	D	D	D
20 to 49 employees .....	1	D	D	D	D
50 to 99 employees .....	—	—	—	—	—
100 to 249 employees .....	1	D	D	D	D
250 to 499 employees .....	1	D	D	D	D
500 employees or more .....	—	—	—	—	—
<b>Naguabo, PR</b> .....	<b>8</b>	<b>504</b>	<b>7 715</b>	<b>36 502</b>	<b>56 791</b>
Establishments with an average of—					
1 to 4 employees .....	1	D	D	D	D
5 to 9 employees .....	—	—	—	—	—
10 to 19 employees .....	2	D	D	D	D
20 to 49 employees .....	2	D	D	D	D
50 to 99 employees .....	2	D	D	D	D
100 to 249 employees .....	—	—	—	—	—
250 to 499 employees .....	1	D	D	D	D
500 employees or more .....	—	—	—	—	—
<b>Naranjito, PR</b> .....	<b>14</b>	<b>316</b>	<b>2 362</b>	<b>9 287</b>	<b>13 324</b>
Establishments with an average of—					
1 to 4 employees .....	6	13	96	799	1 207
5 to 9 employees .....	1	D	D	D	D
10 to 19 employees .....	3	D	D	D	D
20 to 49 employees .....	2	D	D	D	D
50 to 99 employees .....	2	D	D	D	D
100 to 249 employees .....	—	—	—	—	—
250 to 499 employees .....	—	—	—	—	—
500 employees or more .....	—	—	—	—	—

**Table 2. Selected Statistics by Employment Size of Establishment for Municipios and Metropolitan Areas: 1997 and 1992—Con.**

[Detail may not add to total because of rounding. For meaning of abbreviations and symbols see introductory text. For explanation of terms, see Appendix A]

Geographic area and employment size of establishment	Establishments (number)	All employees+		Value added by manufacture (\$1,000)	Value of shipments (\$1,000)
		Total (number)	Payroll (\$1,000)		
<b>1992—Con.</b>					
<b>MUNICIPIOS—Con.</b>					
<b>Orocovis, PR</b> .....	<b>4</b>	<b>D</b>	<b>D</b>	<b>D</b>	<b>D</b>
Establishments with an average of—					
1 to 4 employees .....	1	D	D	D	D
5 to 9 employees .....	—	—	—	—	—
10 to 19 employees .....	1	D	D	D	D
20 to 49 employees .....	1	D	D	D	D
50 to 99 employees .....	—	—	—	—	—
100 to 249 employees .....	1	D	D	D	D
250 to 499 employees .....	—	—	—	—	—
500 employees or more .....	—	—	—	—	—
<b>Patillas, PR</b> .....	<b>8</b>	<b>386</b>	<b>5 483</b>	<b>21 631</b>	<b>33 666</b>
Establishments with an average of—					
1 to 4 employees .....	3	6	25	140	262
5 to 9 employees .....	—	—	—	—	—
10 to 19 employees .....	2	D	D	D	D
20 to 49 employees .....	2	D	D	D	D
50 to 99 employees .....	—	—	—	—	—
100 to 249 employees .....	—	—	—	—	—
250 to 499 employees .....	1	D	D	D	D
500 employees or more .....	—	—	—	—	—
<b>Peñuelas, PR</b> .....	<b>10</b>	<b>586</b>	<b>7 687</b>	<b>86 895</b>	<b>89 793</b>
Establishments with an average of—					
1 to 4 employees .....	3	D	D	D	D
5 to 9 employees .....	1	D	D	D	D
10 to 19 employees .....	1	D	D	D	D
20 to 49 employees .....	3	D	D	D	D
50 to 99 employees .....	—	—	—	—	—
100 to 249 employees .....	1	D	D	D	D
250 to 499 employees .....	1	D	D	D	D
500 employees or more .....	—	—	—	—	—
<b>Ponce, PR</b> .....	<b>129</b>	<b>10 342</b>	<b>147 586</b>	<b>843 963</b>	<b>1 368 068</b>
Establishments with an average of—					
1 to 4 employees .....	35	D	D	D	D
5 to 9 employees .....	22	D	D	D	D
10 to 19 employees .....	23	D	D	D	D
20 to 49 employees .....	17	516	6 918	36 022	47 575
50 to 99 employees .....	9	631	9 867	50 456	90 390
100 to 249 employees .....	10	D	D	D	D
250 to 499 employees .....	9	3 397	50 923	281 813	445 962
500 employees or more .....	4	3 677	51 934	294 667	492 216
<b>Quebradillas, PR</b> .....	<b>13</b>	<b>D</b>	<b>D</b>	<b>D</b>	<b>D</b>
Establishments with an average of—					
1 to 4 employees .....	7	13	105	403	934
5 to 9 employees .....	—	—	—	—	—
10 to 19 employees .....	2	D	D	D	D
20 to 49 employees .....	2	D	D	D	D
50 to 99 employees .....	—	—	—	—	—
100 to 249 employees .....	1	D	D	D	D
250 to 499 employees .....	—	—	—	—	—
500 employees or more .....	1	D	D	D	D
<b>Rincón, PR</b> .....	<b>6</b>	<b>D</b>	<b>D</b>	<b>D</b>	<b>D</b>
Establishments with an average of—					
1 to 4 employees .....	—	—	—	—	—
5 to 9 employees .....	—	—	—	—	—
10 to 19 employees .....	—	—	—	—	—
20 to 49 employees .....	1	D	D	D	D
50 to 99 employees .....	2	D	D	D	D
100 to 249 employees .....	2	D	D	D	D
250 to 499 employees .....	1	D	D	D	D
500 employees or more .....	—	—	—	—	—
<b>Río Grande, PR</b> .....	<b>16</b>	<b>1 464</b>	<b>19 760</b>	<b>82 474</b>	<b>128 335</b>
Establishments with an average of—					
1 to 4 employees .....	2	D	D	D	D
5 to 9 employees .....	2	D	D	D	D
10 to 19 employees .....	3	46	615	1 304	3 252
20 to 49 employees .....	3	D	D	D	D
50 to 99 employees .....	2	D	D	D	D
100 to 249 employees .....	1	D	D	D	D
250 to 499 employees .....	3	924	13 260	50 452	87 011
500 employees or more .....	—	—	—	—	—

**Table 2. Selected Statistics by Employment Size of Establishment for Municipios and Metropolitan Areas: 1997 and 1992—Con.**

[Detail may not add to total because of rounding. For meaning of abbreviations and symbols see introductory text. For explanation of terms, see Appendix A]

Geographic area and employment size of establishment	Establishments (number)	All employees+		Value added by manufacture (\$1,000)	Value of shipments (\$1,000)
		Total (number)	Payroll (\$1,000)		
<b>1992—Con.</b>					
<b>MUNICIPIOS—Con.</b>					
<b>Sabana Grande, PR</b> .....	<b>13</b>	<b>D</b>	<b>D</b>	<b>D</b>	<b>D</b>
Establishments with an average of—					
1 to 4 employees .....	6	12	77	469	790
5 to 9 employees .....	—	—	—	—	—
10 to 19 employees .....	3	42	334	481	1 004
20 to 49 employees .....	—	—	—	—	—
50 to 99 employees .....	1	D	D	D	D
100 to 249 employees .....	2	D	D	D	D
250 to 499 employees .....	—	—	—	—	—
500 employees or more .....	1	D	D	D	D
<b>Salinas, PR</b> .....	<b>12</b>	<b>603</b>	<b>7 931</b>	<b>42 928</b>	<b>58 569</b>
Establishments with an average of—					
1 to 4 employees .....	1	D	D	D	D
5 to 9 employees .....	1	D	D	D	D
10 to 19 employees .....	1	D	D	D	D
20 to 49 employees .....	4	107	1 185	7 030	10 901
50 to 99 employees .....	2	D	D	D	D
100 to 249 employees .....	3	350	5 532	30 724	41 121
250 to 499 employees .....	—	—	—	—	—
500 employees or more .....	—	—	—	—	—
<b>San Germán, PR</b> .....	<b>19</b>	<b>2 039</b>	<b>43 952</b>	<b>254 988</b>	<b>399 054</b>
Establishments with an average of—					
1 to 4 employees .....	5	D	D	D	D
5 to 9 employees .....	2	D	D	D	D
10 to 19 employees .....	3	D	D	D	D
20 to 49 employees .....	3	D	D	D	D
50 to 99 employees .....	1	D	D	D	D
100 to 249 employees .....	2	D	D	D	D
250 to 499 employees .....	1	D	D	D	D
500 employees or more .....	2	D	D	D	D
<b>San Juan, PR</b> .....	<b>393</b>	<b>9 680</b>	<b>147 783</b>	<b>629 910</b>	<b>1 052 638</b>
Establishments with an average of—					
1 to 4 employees .....	175	D	D	D	D
5 to 9 employees .....	56	364	4 021	18 192	32 493
10 to 19 employees .....	61	851	10 896	47 830	80 974
20 to 49 employees .....	63	1 937	23 343	105 214	173 359
50 to 99 employees .....	18	1 260	20 495	108 418	139 128
100 to 249 employees .....	15	2 248	43 759	203 221	333 990
250 to 499 employees .....	3	828	16 786	64 559	88 952
500 employees or more .....	2	D	D	D	D
<b>San Lorenzo, PR</b> .....	<b>20</b>	<b>2 021</b>	<b>27 092</b>	<b>103 795</b>	<b>159 796</b>
Establishments with an average of—					
1 to 4 employees .....	6	D	D	D	D
5 to 9 employees .....	4	D	D	D	D
10 to 19 employees .....	1	D	D	D	D
20 to 49 employees .....	2	D	D	D	D
50 to 99 employees .....	3	186	4 565	47 507	61 012
100 to 249 employees .....	—	—	—	—	—
250 to 499 employees .....	3	1 116	16 181	40 433	63 341
500 employees or more .....	1	D	D	D	D
<b>San Sebastián, PR</b> .....	<b>21</b>	<b>1 334</b>	<b>16 109</b>	<b>94 229</b>	<b>130 501</b>
Establishments with an average of—					
1 to 4 employees .....	8	13	204	1 117	2 005
5 to 9 employees .....	2	D	D	D	D
10 to 19 employees .....	4	63	352	1 369	2 411
20 to 49 employees .....	4	96	692	4 088	7 308
50 to 99 employees .....	1	D	D	D	D
100 to 249 employees .....	—	—	—	—	—
250 to 499 employees .....	—	—	—	—	—
500 employees or more .....	2	D	D	D	D
<b>Santa Isabel, PR</b> .....	<b>8</b>	<b>1 047</b>	<b>14 402</b>	<b>59 020</b>	<b>109 620</b>
Establishments with an average of—					
1 to 4 employees .....	3	D	D	D	D
5 to 9 employees .....	—	—	—	—	—
10 to 19 employees .....	—	—	—	—	—
20 to 49 employees .....	2	D	D	D	D
50 to 99 employees .....	—	—	—	—	—
100 to 249 employees .....	1	D	D	D	D
250 to 499 employees .....	2	D	D	D	D
500 employees or more .....	—	—	—	—	—

**Table 2. Selected Statistics by Employment Size of Establishment for Municipios and Metropolitan Areas: 1997 and 1992—Con.**

[Detail may not add to total because of rounding. For meaning of abbreviations and symbols see introductory text. For explanation of terms, see Appendix A]

Geographic area and employment size of establishment	Establishments (number)	All employees+		Value added by manufacture (\$1,000)	Value of shipments (\$1,000)
		Total (number)	Payroll (\$1,000)		
<b>1992—Con.</b>					
<b>MUNICIPIOS—Con.</b>					
<b>Toa Alta, PR</b> .....	<b>18</b>	<b>808</b>	<b>7 862</b>	<b>29 906</b>	<b>48 201</b>
Establishments with an average of—					
1 to 4 employees .....	5	D	D	D	D
5 to 9 employees .....	—	—	—	—	—
10 to 19 employees .....	5	75	677	5 321	6 132
20 to 49 employees .....	5	155	1 461	4 159	6 359
50 to 99 employees .....	—	—	—	—	—
100 to 249 employees .....	3	D	D	D	D
250 to 499 employees .....	—	—	—	—	—
500 employees or more .....	—	—	—	—	—
<b>Toa Baja, PR</b> .....	<b>62</b>	<b>3 085</b>	<b>44 802</b>	<b>209 919</b>	<b>323 357</b>
Establishments with an average of—					
1 to 4 employees .....	13	29	231	1 150	1 851
5 to 9 employees .....	5	D	D	D	D
10 to 19 employees .....	12	D	D	D	D
20 to 49 employees .....	20	616	8 534	38 053	55 101
50 to 99 employees .....	7	474	7 228	31 385	56 203
100 to 249 employees .....	3	455	6 039	19 727	38 846
250 to 499 employees .....	—	—	—	—	—
500 employees or more .....	2	D	D	D	D
<b>Trujillo Alto, PR</b> .....	<b>28</b>	<b>622</b>	<b>8 826</b>	<b>29 374</b>	<b>45 201</b>
Establishments with an average of—					
1 to 4 employees .....	13	D	D	D	D
5 to 9 employees .....	4	25	304	1 545	2 548
10 to 19 employees .....	3	41	615	4 359	6 473
20 to 49 employees .....	4	113	1 377	5 196	6 492
50 to 99 employees .....	3	167	2 926	9 763	12 841
100 to 249 employees .....	—	—	—	—	—
250 to 499 employees .....	1	D	D	D	D
500 employees or more .....	—	—	—	—	—
<b>Utua, PR</b> .....	<b>13</b>	<b>359</b>	<b>3 238</b>	<b>12 574</b>	<b>14 626</b>
Establishments with an average of—					
1 to 4 employees .....	2	D	D	D	D
5 to 9 employees .....	4	D	D	D	D
10 to 19 employees .....	3	40	339	2 776	2 992
20 to 49 employees .....	1	D	D	D	D
50 to 99 employees .....	2	D	D	D	D
100 to 249 employees .....	1	D	D	D	D
250 to 499 employees .....	—	—	—	—	—
500 employees or more .....	—	—	—	—	—
<b>Vega Alta, PR</b> .....	<b>22</b>	<b>1 859</b>	<b>33 522</b>	<b>106 347</b>	<b>195 809</b>
Establishments with an average of—					
1 to 4 employees .....	2	D	D	D	D
5 to 9 employees .....	3	D	D	D	D
10 to 19 employees .....	2	D	D	D	D
20 to 49 employees .....	7	198	2 411	13 990	31 603
50 to 99 employees .....	4	D	D	D	D
100 to 249 employees .....	4	614	11 009	37 947	63 430
250 to 499 employees .....	2	D	D	D	D
500 employees or more .....	—	—	—	—	—
<b>Vega Baja, PR</b> .....	<b>21</b>	<b>3 729</b>	<b>74 741</b>	<b>518 487</b>	<b>862 777</b>
Establishments with an average of—					
1 to 4 employees .....	3	D	D	D	D
5 to 9 employees .....	2	D	D	D	D
10 to 19 employees .....	4	58	483	2 466	2 583
20 to 49 employees .....	1	D	D	D	D
50 to 99 employees .....	2	D	D	D	D
100 to 249 employees .....	5	D	D	D	D
250 to 499 employees .....	2	D	D	D	D
500 employees or more .....	2	D	D	D	D
<b>Vieques, PR</b> .....	<b>5</b>	<b>D</b>	<b>D</b>	<b>D</b>	<b>D</b>
Establishments with an average of—					
1 to 4 employees .....	2	D	D	D	D
5 to 9 employees .....	—	—	—	—	—
10 to 19 employees .....	1	D	D	D	D
20 to 49 employees .....	—	—	—	—	—
50 to 99 employees .....	1	D	D	D	D
100 to 249 employees .....	1	D	D	D	D
250 to 499 employees .....	—	—	—	—	—
500 employees or more .....	—	—	—	—	—

**Table 2. Selected Statistics by Employment Size of Establishment for Municipios and Metropolitan Areas: 1997 and 1992—Con.**

[Detail may not add to total because of rounding. For meaning of abbreviations and symbols see introductory text. For explanation of terms, see Appendix A]

Geographic area and employment size of establishment	Establishments (number)	All employees+		Value added by manufacture (\$1,000)	Value of shipments (\$1,000)
		Total (number)	Payroll (\$1,000)		
<b>1992—Con.</b>					
<b>MUNICIPIOS—Con.</b>					
<b>Villalba, PR</b> .....	<b>6</b>	<b>D</b>	<b>D</b>	<b>D</b>	<b>D</b>
Establishments with an average of—					
1 to 4 employees .....	2	D	D	D	D
5 to 9 employees .....	1	D	D	D	D
10 to 19 employees .....	—	—	—	—	—
20 to 49 employees .....	1	D	D	D	D
50 to 99 employees .....	—	—	—	—	—
100 to 249 employees .....	1	D	D	D	D
250 to 499 employees .....	1	D	D	D	D
500 employees or more .....	—	—	—	—	—
<b>Yabucoa, PR</b> .....	<b>14</b>	<b>D</b>	<b>D</b>	<b>D</b>	<b>D</b>
Establishments with an average of—					
1 to 4 employees .....	4	8	52	156	496
5 to 9 employees .....	1	D	D	D	D
10 to 19 employees .....	2	D	D	D	D
20 to 49 employees .....	—	—	—	—	—
50 to 99 employees .....	3	D	D	D	D
100 to 249 employees .....	2	D	D	D	D
250 to 499 employees .....	1	D	D	D	D
500 employees or more .....	1	D	D	D	D
<b>Yauco, PR</b> .....	<b>20</b>	<b>930</b>	<b>12 157</b>	<b>24 055</b>	<b>47 877</b>
Establishments with an average of—					
1 to 4 employees .....	9	21	92	277	633
5 to 9 employees .....	4	27	172	925	1 669
10 to 19 employees .....	1	D	D	D	D
20 to 49 employees .....	1	D	D	D	D
50 to 99 employees .....	2	D	D	D	D
100 to 249 employees .....	2	D	D	D	D
250 to 499 employees .....	1	D	D	D	D
500 employees or more .....	—	—	—	—	—

Note: The 1992 data was not re-tabulated for the 1997 MSAs because of disclosure considerations caused by the new definition.

**Table 3. Selected Statistics for Establishments by Major Group for Metropolitan Areas: 1997**

[Detail may not add to total because of rounding. For meaning of abbreviations and symbols, see introductory text. For explanation of terms, see Appendix A]

SIC code	Major group and metropolitan area	Establishments (number)	Proprietors and partners (number)	Unpaid family workers (number)	All employees+		Production workers		Value added by manufacture (\$1,000)	Cost of materials (\$1,000)	Value of shipments (\$1,000)
					Total (number)	Payroll (\$1,000)	Average for the year (number)	Wages (\$1,000)			
	<b>Puerto Rico</b> .....	<b>2 092</b>	<b>601</b>	<b>108</b>	<b>163 605</b>	<b>3 318 862</b>	<b>126 580</b>	<b>2 087 129</b>	<b>36 426 559</b>	<b>10 343 299</b>	<b>46 875 995</b>
20	Food and kindred products .....	287	94	14	18 094	351 826	12 534	217 854	3 531 542	1 803 389	5 332 954
21	Tobacco products .....	4	D	-	-	-	-	-	-	-	-
22	Textile mill products .....	20	8	2	2 555	31 872	2 372	27 823	88 871	37 925	129 403
23	Apparel and other textile products .....	223	55	15	21 818	232 521	19 816	186 400	678 159	404 493	1 079 676
24	Lumber and wood products .....	117	D	D	g	D	g	D	D	D	D
25	Furniture and fixtures .....	146	65	7	2 472	29 659	2 010	22 612	96 817	68 687	164 696
26	Paper and allied products .....	41	2	1	2 152	42 773	1 849	31 456	162 318	120 756	283 326
27	Printing and publishing .....	208	93	27	6 469	126 166	5 315	92 612	430 227	283 899	712 753
28	Chemicals and allied products .....	186	11	2	37 860	1 149 498	24 428	582 167	21 392 844	3 918 796	25 418 347
29	Petroleum and coal products .....	28	-	3	1 555	48 571	944	27 796	848 676	378 763	1 219 881
30	Rubber and miscellaneous plastics products ...	71	5	1	4 924	86 935	3 846	58 939	376 623	235 817	612 657
31	Leather and leather products .....	25	4	-	5 752	80 296	5 077	64 821	218 489	205 236	426 102
32	Stone, clay, and glass products .....	159	37	5	5 298	105 978	4 213	76 139	565 171	160 728	726 497
33	Primary metal industries .....	24	7	1	727	13 176	585	8 069	76 506	36 890	110 867
34	Fabricated metal products .....	229	87	11	6 048	90 851	4 927	64 550	404 836	213 587	622 875
35	Industrial machinery and equipment .....	78	29	5	4 301	106 766	3 208	72 300	2 665 239	261 965	2 940 021
36	Electronic and other electric equipment .....	87	6	1	24 931	455 767	20 619	317 037	2 896 516	1 470 920	4 360 154
37	Transportation equipment .....	34	9	2	1 484	26 890	1 143	14 405	117 507	46 508	165 779
38	Instruments and related products .....	64	3	-	12 260	254 923	9 642	166 481	1 521 030	556 012	2 076 645
39	Miscellaneous manufacturing industries .....	61	18	3	2 208	38 704	1 713	23 978	163 802	54 881	217 551
	<b>Aguadilla MSA</b> .....	<b>94</b>	<b>43</b>	<b>9</b>	<b>9 589</b>	<b>182 436</b>	<b>7 662</b>	<b>118 078</b>	<b>2 866 071</b>	<b>433 556</b>	<b>3 301 135</b>
20	Food and kindred products .....	18	8	2	641	11 093	378	5 802	70 242	32 330	102 344
21	Tobacco products .....	-	-	-	-	-	-	-	-	-	-
22	Textile mill products .....	-	-	-	-	-	-	-	-	-	-
23	Apparel and other textile products .....	6	2	-	683	6 346	633	5 114	9 993	10 989	20 728
24	Lumber and wood products .....	7	7	-	14	70	11	65	160	221	382
25	Furniture and fixtures .....	13	7	1	384	4 577	329	3 802	13 366	11 057	24 371
26	Paper and allied products .....	-	-	-	-	-	-	-	-	-	-
27	Printing and publishing .....	6	5	5	29	266	24	224	1 112	302	1 414
28	Chemicals and allied products .....	3	-	-	735	18 284	459	6 530	63 378	28 559	93 047
29	Petroleum and coal products .....	1	-	-	c	D	c	D	D	D	D
30	Rubber and miscellaneous plastics products ...	3	-	-	92	1 056	80	859	4 694	4 577	9 321
31	Leather and leather products .....	5	D	-	g	D	f	D	D	D	D
32	Stone, clay, and glass products .....	6	3	-	95	1 102	80	896	5 184	1 098	6 313
33	Primary metal industries .....	-	-	-	-	-	-	-	-	-	-
34	Fabricated metal products .....	9	6	1	70	658	49	431	4 773	1 667	6 414
35	Industrial machinery and equipment .....	6	D	-	g	D	g	D	D	D	D
36	Electronic and other electric equipment .....	7	-	-	3 497	54 220	2 813	37 511	270 824	228 247	490 996
37	Transportation equipment .....	-	-	-	-	-	-	-	-	-	-
38	Instruments and related products .....	1	-	-	c	D	c	D	D	D	D
39	Miscellaneous manufacturing industries .....	3	D	-	e	D	e	D	D	D	D
	<b>Mayagüez MSA</b> .....	<b>147</b>	<b>49</b>	<b>13</b>	<b>20 960</b>	<b>347 988</b>	<b>17 118</b>	<b>273 963</b>	<b>3 952 930</b>	<b>838 032</b>	<b>4 819 128</b>
20	Food and kindred products .....	27	14	-	5 072	72 871	3 813	63 623	497 069	123 168	619 508
21	Tobacco products .....	-	-	-	-	-	-	-	-	-	-
22	Textile mill products .....	-	-	-	-	-	-	-	-	-	-
23	Apparel and other textile products .....	21	4	2	4 197	43 103	3 698	32 553	121 859	57 586	177 316
24	Lumber and wood products .....	13	9	2	117	871	101	716	3 150	2 162	5 314
25	Furniture and fixtures .....	6	3	2	75	650	63	459	1 224	1 924	3 182
26	Paper and allied products .....	2	-	-	b	D	b	D	D	D	D
27	Printing and publishing .....	11	5	-	147	1 795	130	1 436	5 377	2 682	8 278
28	Chemicals and allied products .....	9	-	-	1 831	58 450	1 422	45 452	2 569 274	305 794	2 908 518
29	Petroleum and coal products .....	3	-	D	b	D	b	D	D	D	D
30	Rubber and miscellaneous plastics products ...	2	D	D	b	D	b	D	D	D	D
31	Leather and leather products .....	-	-	-	-	-	-	-	-	-	-
32	Stone, clay, and glass products .....	13	2	-	855	15 172	686	12 133	87 775	8 770	96 614
33	Primary metal industries .....	-	-	-	-	-	-	-	-	-	-
34	Fabricated metal products .....	13	7	3	508	10 428	330	6 755	80 808	11 454	94 663
35	Industrial machinery and equipment .....	3	D	-	c	D	c	D	D	D	D
36	Electronic and other electric equipment .....	8	-	-	g	D	g	D	D	D	D
37	Transportation equipment .....	3	D	-	b	D	b	D	D	D	D
38	Instruments and related products .....	11	-	-	5 388	101 899	4 520	77 296	329 816	150 923	480 371
39	Miscellaneous manufacturing industries .....	2	-	-	c	D	c	D	D	D	D
	<b>Ponce MSA</b> .....	<b>159</b>	<b>51</b>	<b>10</b>	<b>9 298</b>	<b>173 672</b>	<b>7 218</b>	<b>103 771</b>	<b>1 112 725</b>	<b>437 541</b>	<b>1 550 983</b>
20	Food and kindred products .....	18	3	2	954	18 932	607	8 645	118 099	42 383	157 292
21	Tobacco products .....	-	-	-	-	-	-	-	-	-	-
22	Textile mill products .....	1	-	-	b	D	b	D	D	D	D
23	Apparel and other textile products .....	11	-	-	1 215	12 052	1 129	10 236	41 186	8 683	50 732
24	Lumber and wood products .....	13	9	2	46	416	41	388	1 010	1 345	2 386
25	Furniture and fixtures .....	12	8	-	87	709	70	482	2 336	1 706	4 021
26	Paper and allied products .....	4	D	-	c	D	c	D	D	D	D
27	Printing and publishing .....	11	5	3	110	1 622	97	1 104	5 026	3 065	8 125
28	Chemicals and allied products .....	11	D	D	f	D	e	D	D	D	D
29	Petroleum and coal products .....	2	-	-	b	D	b	D	D	D	D
30	Rubber and miscellaneous plastics products ...	5	D	-	b	D	b	D	D	D	D
31	Leather and leather products .....	-	-	-	-	-	-	-	-	-	-
32	Stone, clay, and glass products .....	21	6	-	935	22 136	745	12 521	108 018	40 833	150 705
33	Primary metal industries .....	-	-	-	-	-	-	-	-	-	-
34	Fabricated metal products .....	24	12	-	304	3 639	268	2 919	14 684	7 053	21 565
35	Industrial machinery and equipment .....	6	2	-	77	973	60	775	7 023	3 798	10 812
36	Electronic and other electric equipment .....	5	-	-	1 894	36 542	1 454	19 762	242 377	172 992	414 350
37	Transportation equipment .....	4	1	-	556	8 792	379	3 716	42 055	22 942	65 179
38	Instruments and related products .....	6	-	-	1 954	43 219	1 517	28 763	424 597	67 266	494 922
39	Miscellaneous manufacturing industries .....	5	-	-	c	D	c	D	D	D	D

**Table 3. Selected Statistics for Establishments by Major Group for Metropolitan Areas: 1997 –  
Con.**

[Detail may not add to total because of rounding. For meaning of abbreviations and symbols, see introductory text. For explanation of terms, see Appendix A]

SIC code	Major group and metropolitan area	Estab- lish- ments (number)	Proprietors and partners (number)	Unpaid family workers (number)	All employees+		Production workers		Value added by manufacture (\$1,000)	Cost of materials (\$1,000)	Value of shipments (\$1,000)
					Total (number)	Payroll (\$1,000)	Average for the year (number)	Wages (\$1,000)			
	<b>San Juan-Caguas-Arecibo CMSA . . . .</b>	<b>1 477</b>	<b>389</b>	<b>65</b>	<b>99 397</b>	<b>2 196 684</b>	<b>75 390</b>	<b>1 311 330</b>	<b>23 814 000</b>	<b>7 659 703</b>	<b>31 558 937</b>
20	Food and kindred products . . . . .	193	58	9	9 807	222 303	6 446	120 239	2 704 620	1 557 161	4 263 671
21	Tobacco products . . . . .	4	D	—	g	D	g	D	D	D	D
22	Textile mill products . . . . .	13	D	D	f	D	f	D	D	D	D
23	Apparel and other textile products . . . . .	151	35	5	12 340	128 267	11 224	102 888	394 875	256 678	649 287
24	Lumber and wood products . . . . .	70	34	2	992	10 108	882	8 118	50 092	22 348	72 379
25	Furniture and fixtures . . . . .	108	43	4	1 875	23 439	1 508	17 612	79 265	53 660	132 162
26	Paper and allied products . . . . .	31	—	—	1 791	35 281	1 553	26 539	125 383	92 638	218 002
27	Printing and publishing . . . . .	170	70	19	6 130	121 960	5 027	89 517	417 524	276 702	692 606
28	Chemicals and allied products . . . . .	141	8	—	27 193	900 304	16 887	434 427	15 330 117	3 209 114	18 626 934
29	Petroleum and coal products . . . . .	18	—	—	830	26 889	460	14 526	497 128	298 603	789 686
30	Rubber and miscellaneous plastics products . . . . .	53	3	—	3 593	67 980	2 814	45 878	310 122	192 657	503 562
31	Leather and leather products . . . . .	16	3	—	2 700	42 991	2 484	35 329	89 380	97 955	188 487
32	Stone, clay, and glass products . . . . .	101	22	5	3 211	65 070	2 529	48 593	347 929	102 942	449 561
33	Primary metal industries . . . . .	23	D	D	f	D	f	D	D	D	D
34	Fabricated metal products . . . . .	162	53	7	4 624	67 991	3 814	48 121	267 078	161 015	431 224
35	Industrial machinery and equipment . . . . .	52	D	D	g	D	g	D	D	D	D
36	Electronic and other electric equipment . . . . .	57	4	1	14 362	280 052	12 131	198 080	1 972 691	803 193	2 778 533
37	Transportation equipment . . . . .	25	6	2	836	16 947	684	9 818	72 698	21 303	95 055
38	Instruments and related products . . . . .	41	3	—	3 796	86 630	2 750	46 082	686 592	280 269	964 358
39	Miscellaneous manufacturing industries . . . . .	48	15	3	1 006	16 236	750	10 006	74 548	32 703	105 719
	<b>Arecibo PMSA . . . . .</b>	<b>69</b>	<b>27</b>	<b>11</b>	<b>6 005</b>	<b>120 137</b>	<b>5 154</b>	<b>84 587</b>	<b>1 552 706</b>	<b>346 500</b>	<b>1 901 851</b>
20	Food and kindred products . . . . .	18	13	6	561	10 167	436	5 676	46 712	60 849	109 060
21	Tobacco products . . . . .	—	—	—	—	—	—	—	—	—	—
22	Textile mill products . . . . .	1	—	—	e	D	e	D	D	D	D
23	Apparel and other textile products . . . . .	5	1	—	122	1 754	111	1 340	4 211	2 533	6 761
24	Lumber and wood products . . . . .	1	—	—	a	D	a	D	D	D	D
25	Furniture and fixtures . . . . .	4	3	—	45	343	33	271	844	670	1 504
26	Paper and allied products . . . . .	4	—	—	e	D	e	D	D	D	D
27	Printing and publishing . . . . .	3	2	1	16	198	13	153	715	483	1 198
28	Chemicals and allied products . . . . .	2	—	—	g	D	f	D	D	D	D
29	Petroleum and coal products . . . . .	2	—	—	b	D	a	D	D	D	D
30	Rubber and miscellaneous plastics products . . . . .	4	—	—	f	D	f	D	D	D	D
31	Leather and leather products . . . . .	3	—	—	g	D	g	D	D	D	D
32	Stone, clay, and glass products . . . . .	7	3	3	96	1 412	86	1 281	5 187	3 873	9 062
33	Primary metal industries . . . . .	2	D	D	a	D	a	D	D	D	D
34	Fabricated metal products . . . . .	5	1	—	124	1 984	116	1 878	10 534	1 623	12 281
35	Industrial machinery and equipment . . . . .	3	D	—	f	D	e	D	D	D	D
36	Electronic and other electric equipment . . . . .	2	—	—	f	D	f	D	D	D	D
37	Transportation equipment . . . . .	1	—	—	b	D	b	D	D	D	D
38	Instruments and related products . . . . .	—	—	—	—	—	—	—	—	—	—
39	Miscellaneous manufacturing industries . . . . .	2	—	—	b	D	b	D	D	D	D
	<b>Caguas PMSA . . . . .</b>	<b>219</b>	<b>52</b>	<b>6</b>	<b>17 034</b>	<b>377 118</b>	<b>13 024</b>	<b>228 662</b>	<b>5 506 327</b>	<b>1 785 772</b>	<b>7 304 053</b>
20	Food and kindred products . . . . .	24	4	—	1 402	38 873	1 002	22 615	1 777 293	979 077	2 756 891
21	Tobacco products . . . . .	1	—	—	f	D	f	D	D	D	D
22	Textile mill products . . . . .	2	D	D	a	D	a	D	D	D	D
23	Apparel and other textile products . . . . .	29	5	—	2 684	27 395	2 441	21 981	70 958	29 597	103 868
24	Lumber and wood products . . . . .	15	D	—	b	D	b	D	D	D	D
25	Furniture and fixtures . . . . .	22	9	—	699	7 909	577	6 230	24 885	14 353	38 682
26	Paper and allied products . . . . .	4	—	—	e	D	e	D	D	D	D
27	Printing and publishing . . . . .	16	4	1	257	4 557	229	3 348	13 745	8 917	22 440
28	Chemicals and allied products . . . . .	25	D	—	i	D	h	D	D	D	D
29	Petroleum and coal products . . . . .	—	—	—	—	—	—	—	—	—	—
30	Rubber and miscellaneous plastics products . . . . .	11	D	—	g	D	f	D	D	D	D
31	Leather and leather products . . . . .	2	—	—	c	D	c	D	D	D	D
32	Stone, clay, and glass products . . . . .	9	1	—	215	3 447	146	2 570	21 124	5 737	26 832
33	Primary metal industries . . . . .	—	—	—	—	—	—	—	—	—	—
34	Fabricated metal products . . . . .	27	8	—	805	11 178	647	7 771	41 145	20 623	61 209
35	Industrial machinery and equipment . . . . .	7	D	D	c	D	b	D	D	D	D
36	Electronic and other electric equipment . . . . .	7	—	—	f	D	f	D	D	D	D
37	Transportation equipment . . . . .	1	—	—	a	D	a	D	D	D	D
38	Instruments and related products . . . . .	11	2	—	1 284	28 229	950	16 671	138 871	67 921	206 275
39	Miscellaneous manufacturing industries . . . . .	6	—	—	e	D	c	D	D	D	D
	<b>San Juan-Bayamón PMSA . . . . .</b>	<b>1 189</b>	<b>310</b>	<b>48</b>	<b>76 358</b>	<b>1 699 429</b>	<b>57 212</b>	<b>998 081</b>	<b>16 754 967</b>	<b>5 527 431</b>	<b>22 353 033</b>
20	Food and kindred products . . . . .	151	41	3	7 844	173 263	5 008	91 948	880 615	517 235	1 397 720
21	Tobacco products . . . . .	3	D	—	e	D	e	D	D	D	D
22	Textile mill products . . . . .	10	D	—	e	D	e	D	D	D	D
23	Apparel and other textile products . . . . .	117	29	5	9 534	99 118	8 672	79 567	319 706	224 548	538 658
24	Lumber and wood products . . . . .	54	D	—	f	D	f	D	D	D	D
25	Furniture and fixtures . . . . .	82	31	4	1 131	15 187	898	11 111	53 536	38 637	91 976
26	Paper and allied products . . . . .	23	—	—	1 076	20 911	908	14 030	85 942	58 390	144 224
27	Printing and publishing . . . . .	151	64	17	5 857	117 205	4 785	86 016	403 064	267 302	668 968
28	Chemicals and allied products . . . . .	114	7	—	20 123	673 450	12 199	314 570	10 977 589	2 628 026	13 682 598
29	Petroleum and coal products . . . . .	16	—	—	f	D	e	D	D	D	D
30	Rubber and miscellaneous plastics products . . . . .	38	1	—	1 943	34 262	1 499	24 858	158 301	93 916	253 163
31	Leather and leather products . . . . .	11	D	—	g	D	g	D	D	D	D
32	Stone, clay, and glass products . . . . .	85	18	2	2 900	60 211	2 297	44 742	321 618	93 332	413 667
33	Primary metal industries . . . . .	21	—	—	f	D	f	D	D	D	D
34	Fabricated metal products . . . . .	130	44	7	3 695	54 829	3 051	38 472	215 399	138 769	357 734
35	Industrial machinery and equipment . . . . .	42	D	D	f	D	f	D	D	D	D
36	Electronic and other electric equipment . . . . .	48	4	1	12 768	253 741	10 704	179 043	1 862 657	726 848	2 591 615
37	Transportation equipment . . . . .	23	D	D	f	D	f	D	D	D	D
38	Instruments and related products . . . . .	30	1	—	2 512	58 401	1 800	29 411	547 721	212 348	758 083
39	Miscellaneous manufacturing industries . . . . .	40	14	3	718	11 175	543	6 764	39 344	23 318	62 004

**Table 4. Production Workers for Establishments by Major Group for Metropolitan Areas: Selected Pay Periods in 1997**

[Detail may not add to total because of rounding. For meaning of abbreviations and symbols, see introductory text. For explanation of terms, see Appendix A]

SIC code	Major group and metropolitan area	Average for the year (number)	Production workers for pay period including the 12th of—			
			March (number)	May (number)	August (number)	November (number)
	<b>Puerto Rico</b> .....	<b>126 580</b>	<b>125 288</b>	<b>126 811</b>	<b>126 368</b>	<b>127 045</b>
20	Food and kindred products .....	12 534	12 851	12 655	12 150	12 397
21	Tobacco products .....	g	g	g	g	g
22	Textile mill products .....	2 372	2 492	2 505	2 440	2 044
23	Apparel and other textile products .....	19 816	20 479	20 043	19 457	19 178
24	Lumber and wood products .....	g	g	g	g	g
25	Furniture and fixtures .....	2 010	1 908	2 014	2 029	2 025
26	Paper and allied products .....	1 849	1 792	1 855	1 888	1 839
27	Printing and publishing .....	5 315	4 987	5 375	5 400	5 423
28	Chemicals and allied products .....	24 428	23 616	24 335	24 580	25 098
29	Petroleum and coal products .....	944	965	921	971	915
30	Rubber and miscellaneous plastics products .....	3 846	3 749	3 821	3 878	3 893
31	Leather and leather products .....	5 077	5 094	5 119	4 996	5 085
32	Stone, clay, and glass products .....	4 213	4 155	4 166	4 209	4 252
33	Primary metal industries .....	585	556	593	589	597
34	Fabricated metal products .....	4 927	4 794	4 887	4 943	5 009
35	Industrial machinery and equipment .....	3 208	3 161	3 177	3 232	3 228
36	Electronic and other electric equipment .....	20 619	19 911	20 582	20 813	21 123
37	Transportation equipment .....	1 143	1 139	1 080	1 199	1 148
38	Instruments and related products .....	9 642	9 621	9 635	9 605	9 686
39	Miscellaneous manufacturing industries .....	1 713	1 703	1 741	1 685	1 709
	<b>Aguadilla MSA</b> .....	<b>7 662</b>	<b>7 044</b>	<b>7 807</b>	<b>7 915</b>	<b>7 845</b>
20	Food and kindred products .....	378	369	383	381	377
21	Tobacco products .....	—	—	—	—	—
22	Textile mill products .....	—	—	—	—	—
23	Apparel and other textile products .....	633	626	652	623	626
24	Lumber and wood products .....	11	11	11	11	11
25	Furniture and fixtures .....	329	306	337	334	331
26	Paper and allied products .....	—	—	—	—	—
27	Printing and publishing .....	24	21	26	21	25
28	Chemicals and allied products .....	459	488	497	476	376
29	Petroleum and coal products .....	c	c	c	c	c
30	Rubber and miscellaneous plastics products .....	80	79	87	77	76
31	Leather and leather products .....	f	f	f	f	f
32	Stone, clay, and glass products .....	80	79	79	85	75
33	Primary metal industries .....	—	—	—	—	—
34	Fabricated metal products .....	49	38	52	51	50
35	Industrial machinery and equipment .....	g	g	g	g	g
36	Electronic and other electric equipment .....	2 813	2 319	2 973	2 977	2 977
37	Transportation equipment .....	—	—	—	—	—
38	Instruments and related products .....	c	c	c	c	c
39	Miscellaneous manufacturing industries .....	e	e	e	e	e
	<b>Mayagüez MSA</b> .....	<b>17 118</b>	<b>17 660</b>	<b>17 237</b>	<b>16 826</b>	<b>16 684</b>
20	Food and kindred products .....	3 813	4 201	3 919	3 450	3 670
21	Tobacco products .....	—	—	—	—	—
22	Textile mill products .....	—	—	—	—	—
23	Apparel and other textile products .....	3 698	3 848	3 727	3 756	3 449
24	Lumber and wood products .....	101	104	102	98	103
25	Furniture and fixtures .....	63	65	65	60	58
26	Paper and allied products .....	b	a	b	b	b
27	Printing and publishing .....	130	126	122	133	133
28	Chemicals and allied products .....	1 422	1 430	1 417	1 443	1 394
29	Petroleum and coal products .....	b	b	b	b	b
30	Rubber and miscellaneous plastics products .....	b	b	b	b	b
31	Leather and leather products .....	—	—	—	—	—
32	Stone, clay, and glass products .....	686	657	701	689	687
33	Primary metal industries .....	—	—	—	—	—
34	Fabricated metal products .....	330	358	349	323	287
35	Industrial machinery and equipment .....	c	c	c	c	c
36	Electronic and other electric equipment .....	g	g	g	g	g
37	Transportation equipment .....	b	b	b	b	b
38	Instruments and related products .....	4 520	4 563	4 547	4 499	4 469
39	Miscellaneous manufacturing industries .....	c	c	c	c	c
	<b>Ponce MSA</b> .....	<b>7 218</b>	<b>7 213</b>	<b>7 133</b>	<b>7 219</b>	<b>7 250</b>
20	Food and kindred products .....	607	623	583	608	606
21	Tobacco products .....	—	—	—	—	—
22	Textile mill products .....	b	b	b	b	b
23	Apparel and other textile products .....	1 129	1 124	1 134	1 120	1 135
24	Lumber and wood products .....	41	40	42	39	38
25	Furniture and fixtures .....	70	58	75	74	69
26	Paper and allied products .....	c	c	c	c	c
27	Printing and publishing .....	97	97	97	97	98
28	Chemicals and allied products .....	e	e	e	e	e
29	Petroleum and coal products .....	b	b	b	b	b
30	Rubber and miscellaneous plastics products .....	b	b	b	b	b
31	Leather and leather products .....	—	—	—	—	—
32	Stone, clay, and glass products .....	745	707	723	760	781
33	Primary metal industries .....	—	—	—	—	—
34	Fabricated metal products .....	268	257	255	271	278
35	Industrial machinery and equipment .....	60	57	58	59	63
36	Electronic and other electric equipment .....	1 454	1 407	1 393	1 500	1 512
37	Transportation equipment .....	379	407	350	387	369
38	Instruments and related products .....	1 517	1 616	1 552	1 456	1 441
39	Miscellaneous manufacturing industries .....	c	c	c	c	c



**Table 4. Production Workers for Establishments by Major Group for Metropolitan Areas: Selected Pay Periods in 1997—Con.**

[Detail may not add to total because of rounding. For meaning of abbreviations and symbols, see introductory text. For explanation of terms, see Appendix A]

SIC code	Major group and metropolitan area	Average for the year (number)	Production workers for pay period including the 12th of—			
			March (number)	May (number)	August (number)	November (number)
	<b>San Juan-Caguas-Arecibo CMSA</b>	<b>75 390</b>	<b>74 469</b>	<b>75 148</b>	<b>75 155</b>	<b>76 205</b>
20	Food and kindred products	6 446	6 366	6 485	6 448	6 422
21	Tobacco products	g	g	g	g	g
22	Textile mill products	f	f	f	f	f
23	Apparel and other textile products	11 224	11 711	11 401	10 815	10 907
24	Lumber and wood products	882	861	872	886	881
25	Furniture and fixtures	1 508	1 441	1 498	1 522	1 529
26	Paper and allied products	1 553	1 515	1 541	1 591	1 543
27	Printing and publishing	5 027	4 716	5 086	5 106	5 134
28	Chemicals and allied products	16 887	16 293	16 705	17 053	17 426
29	Petroleum and coal products	460	484	463	457	439
30	Rubber and miscellaneous plastics products	2 814	2 760	2 785	2 832	2 842
31	Leather and leather products	2 484	2 513	2 539	2 396	2 478
32	Stone, clay, and glass products	2 529	2 544	2 493	2 506	2 531
33	Primary metal industries	f	f	f	f	f
34	Fabricated metal products	3 814	3 674	3 767	3 838	3 928
35	Industrial machinery and equipment	g	g	g	g	g
36	Electronic and other electric equipment	12 131	12 152	11 955	12 050	12 340
37	Transportation equipment	684	657	645	728	704
38	Instruments and related products	2 750	2 633	2 678	2 792	2 879
39	Miscellaneous manufacturing industries	750	715	766	743	763
	<b>Arecibo PMSA</b>	<b>5 154</b>	<b>5 105</b>	<b>5 060</b>	<b>5 248</b>	<b>5 174</b>
20	Food and kindred products	436	446	432	433	431
21	Tobacco products	—	—	—	—	—
22	Textile mill products	e	e	e	e	e
23	Apparel and other textile products	111	103	117	106	115
24	Lumber and wood products	a	a	a	a	a
25	Furniture and fixtures	33	33	33	33	32
26	Paper and allied products	e	e	e	e	e
27	Printing and publishing	13	12	13	13	13
28	Chemicals and allied products	f	f	f	f	f
29	Petroleum and coal products	a	b	a	a	a
30	Rubber and miscellaneous plastics products	f	f	f	f	f
31	Leather and leather products	g	g	g	g	g
32	Stone, clay, and glass products	86	91	82	82	81
33	Primary metal industries	a	a	a	a	a
34	Fabricated metal products	116	119	116	115	111
35	Industrial machinery and equipment	e	e	e	e	e
36	Electronic and other electric equipment	f	f	f	f	f
37	Transportation equipment	b	b	b	b	b
38	Instruments and related products	—	—	—	—	—
39	Miscellaneous manufacturing industries	b	b	b	b	b
	<b>Caguas PMSA</b>	<b>13 024</b>	<b>12 917</b>	<b>12 876</b>	<b>12 945</b>	<b>13 258</b>
20	Food and kindred products	1 002	999	1 015	1 002	984
21	Tobacco products	f	f	f	f	f
22	Textile mill products	a	a	a	a	a
23	Apparel and other textile products	2 441	2 637	2 485	2 302	2 332
24	Lumber and wood products	b	b	b	b	b
25	Furniture and fixtures	577	520	573	584	617
26	Paper and allied products	e	e	e	e	e
27	Printing and publishing	229	220	223	223	240
28	Chemicals and allied products	h	h	h	h	h
29	Petroleum and coal products	—	—	—	—	—
30	Rubber and miscellaneous plastics products	f	f	f	f	f
31	Leather and leather products	c	c	c	c	c
32	Stone, clay, and glass products	146	144	137	147	154
33	Primary metal industries	—	—	—	—	—
34	Fabricated metal products	647	611	632	657	682
35	Industrial machinery and equipment	b	b	b	b	b
36	Electronic and other electric equipment	f	f	f	f	f
37	Transportation equipment	a	a	a	a	a
38	Instruments and related products	950	894	912	979	1 007
39	Miscellaneous manufacturing industries	c	c	c	c	c
	<b>San Juan-Bayamón PMSA</b>	<b>57 212</b>	<b>56 447</b>	<b>57 212</b>	<b>56 962</b>	<b>57 773</b>
20	Food and kindred products	5 008	4 921	5 038	5 013	5 007
21	Tobacco products	e	e	e	e	e
22	Textile mill products	e	e	e	e	e
23	Apparel and other textile products	8 672	8 971	8 799	8 407	8 460
24	Lumber and wood products	f	f	f	f	f
25	Furniture and fixtures	898	888	892	905	880
26	Paper and allied products	908	894	902	932	891
27	Printing and publishing	4 785	4 484	4 850	4 870	4 881
28	Chemicals and allied products	12 199	11 747	12 156	12 247	12 593
29	Petroleum and coal products	e	e	e	e	e
30	Rubber and miscellaneous plastics products	1 499	1 404	1 497	1 528	1 540
31	Leather and leather products	g	g	g	g	g
32	Stone, clay, and glass products	2 297	2 309	2 274	2 277	2 296
33	Primary metal industries	f	f	f	f	f
34	Fabricated metal products	3 051	2 944	3 019	3 066	3 135
35	Industrial machinery and equipment	f	f	f	f	f
36	Electronic and other electric equipment	10 704	10 802	10 607	10 573	10 808
37	Transportation equipment	f	f	f	f	f
38	Instruments and related products	1 800	1 739	1 766	1 813	1 872
39	Miscellaneous manufacturing industries	543	510	559	536	554

**Table 5. Value of Inventories for Establishments by Major Group for Metropolitan Areas: End of 1996 and 1997**

[Detail may not add to total because of rounding. For meaning of abbreviations and symbols, see introductory text. For explanation of terms, see Appendix A]

SIC code	Major group and metropolitan area	End of 1996				End of 1997			
		Total inventories (\$1,000)	Finished products (\$1,000)	Work in process (\$1,000)	Material, supplies, etc. (\$1,000)	Total inventories (\$1,000)	Finished products (\$1,000)	Work in process (\$1,000)	Material, supplies, etc. (\$1,000)
	<b>Puerto Rico</b> .....	<b>4 366 760</b>	<b>1 081 643</b>	<b>1 070 701</b>	<b>2 214 416</b>	<b>4 293 533</b>	<b>951 909</b>	<b>1 094 298</b>	<b>2 247 326</b>
20	Food and kindred products .....	595 279	186 905	61 926	346 448	562 873	188 268	62 540	312 065
21	Tobacco products .....	D	D	D	D	D	D	D	D
22	Textile mill products .....	13 392	3 275	3 931	6 186	10 118	1 686	2 913	5 519
23	Apparel and other textile products .....	225 622	57 884	51 433	116 305	219 406	57 646	54 647	107 113
24	Lumber and wood products .....	D	D	D	D	D	D	D	D
25	Furniture and fixtures .....	28 422	7 781	4 304	16 337	31 504	8 352	4 541	18 611
26	Paper and allied products .....	34 188	7 495	3 548	23 145	32 161	7 750	3 041	21 370
27	Printing and publishing .....	53 393	11 598	7 185	34 610	58 055	12 175	7 981	37 899
28	Chemicals and allied products .....	1 875 917	552 012	659 864	664 041	1 875 560	422 442	682 727	770 391
29	Petroleum and coal products .....	218 566	30 895	5 262	182 409	194 140	40 515	3 200	150 425
30	Rubber and miscellaneous plastics products .....	56 446	18 204	6 387	31 855	55 484	17 813	6 561	31 110
31	Leather and leather products .....	42 780	4 652	11 024	27 104	47 569	3 119	10 180	34 270
32	Stone, clay, and glass products .....	76 164	12 579	11 052	52 533	81 515	12 971	10 062	58 482
33	Primary metal industries .....	19 442	6 939	1 688	10 815	25 322	9 076	2 080	14 166
34	Fabricated metal products .....	123 792	23 045	14 614	86 133	116 701	21 834	11 373	83 494
35	Industrial machinery and equipment .....	184 704	32 099	13 641	138 964	181 217	20 643	12 280	148 294
36	Electronic and other electric equipment .....	476 391	68 205	126 767	281 419	450 817	67 490	134 764	248 563
37	Transportation equipment .....	28 182	3 212	2 495	22 475	21 709	1 941	2 002	17 766
38	Instruments and related products .....	227 717	46 591	72 961	108 165	228 847	49 038	70 911	108 898
39	Miscellaneous manufacturing industries .....	52 767	5 410	10 095	37 262	52 932	6 655	9 982	36 295
	<b>Aguadilla MSA</b> .....	<b>254 620</b>	<b>41 560</b>	<b>34 225</b>	<b>178 835</b>	<b>261 037</b>	<b>34 368</b>	<b>39 909</b>	<b>186 760</b>
20	Food and kindred products .....	7 007	2 226	788	3 993	6 601	2 516	726	3 359
21	Tobacco products .....	-	-	-	-	-	-	-	-
22	Textile mill products .....	-	-	-	-	-	-	-	-
23	Apparel and other textile products .....	2 657	380	688	1 589	2 717	461	861	1 395
24	Lumber and wood products .....	55	15	6	34	54	15	5	34
25	Furniture and fixtures .....	3 550	838	633	2 079	4 095	866	657	2 572
26	Paper and allied products .....	-	-	-	-	-	-	-	-
27	Printing and publishing .....	35	3	2	30	335	3	2	330
28	Chemicals and allied products .....	19 775	3 954	6 216	9 605	19 761	3 027	6 033	10 701
29	Petroleum and coal products .....	D	-	-	D	D	-	-	D
30	Rubber and miscellaneous plastics products .....	430	158	23	249	532	101	30	401
31	Leather and leather products .....	D	D	D	D	D	D	D	D
32	Stone, clay, and glass products .....	929	317	81	531	994	251	116	627
33	Primary metal industries .....	-	-	-	-	-	-	-	-
34	Fabricated metal products .....	709	135	51	523	1 288	173	39	1 076
35	Industrial machinery and equipment .....	D	D	D	D	D	D	D	D
36	Electronic and other electric equipment .....	66 509	11 114	14 041	41 354	68 991	12 333	20 897	35 761
37	Transportation equipment .....	-	-	-	-	-	-	-	-
38	Instruments and related products .....	D	D	D	D	D	D	D	D
39	Miscellaneous manufacturing industries .....	D	D	D	D	D	D	D	D
	<b>Mayagüez MSA</b> .....	<b>385 406</b>	<b>92 429</b>	<b>119 620</b>	<b>173 357</b>	<b>364 460</b>	<b>78 676</b>	<b>105 207</b>	<b>180 577</b>
20	Food and kindred products .....	51 698	24 527	912	26 259	64 299	25 421	747	38 131
21	Tobacco products .....	-	-	-	-	-	-	-	-
22	Textile mill products .....	-	-	-	-	-	-	-	-
23	Apparel and other textile products .....	32 536	7 572	7 470	17 494	34 252	6 838	10 333	17 081
24	Lumber and wood products .....	538	195	74	269	541	207	60	274
25	Furniture and fixtures .....	446	63	147	236	342	91	85	166
26	Paper and allied products .....	D	D	D	D	D	D	D	D
27	Printing and publishing .....	1 106	210	174	722	422	105	60	257
28	Chemicals and allied products .....	136 527	28 482	58 886	49 159	96 349	10 355	43 563	42 431
29	Petroleum and coal products .....	D	D	D	D	D	D	D	D
30	Rubber and miscellaneous plastics products .....	D	D	D	D	D	D	D	D
31	Leather and leather products .....	-	-	-	-	-	-	-	-
32	Stone, clay, and glass products .....	4 072	617	556	2 899	3 626	559	545	2 522
33	Primary metal industries .....	-	-	-	-	-	-	-	-
34	Fabricated metal products .....	21 404	838	5 588	14 978	18 022	799	3 226	13 997
35	Industrial machinery and equipment .....	D	D	D	D	D	D	D	D
36	Electronic and other electric equipment .....	D	D	D	D	D	D	D	D
37	Transportation equipment .....	D	D	D	D	D	D	D	D
38	Instruments and related products .....	98 760	25 072	33 239	40 449	99 110	28 860	29 819	40 431
39	Miscellaneous manufacturing industries .....	D	D	D	D	D	D	D	D
	<b>Ponce MSA</b> .....	<b>203 139</b>	<b>39 069</b>	<b>40 575</b>	<b>123 495</b>	<b>182 706</b>	<b>43 236</b>	<b>35 691</b>	<b>103 779</b>
20	Food and kindred products .....	28 393	14 071	3 824	10 498	28 846	15 583	5 502	7 761
21	Tobacco products .....	-	-	-	-	-	-	-	-
22	Textile mill products .....	D	D	D	D	D	D	D	D
23	Apparel and other textile products .....	8 919	5 788	1 037	2 094	7 747	5 132	830	1 785
24	Lumber and wood products .....	255	90	42	123	220	51	50	119
25	Furniture and fixtures .....	725	152	132	441	803	165	140	498
26	Paper and allied products .....	D	D	D	D	D	D	D	D
27	Printing and publishing .....	735	174	138	423	757	162	116	479
28	Chemicals and allied products .....	D	D	D	D	D	D	D	D
29	Petroleum and coal products .....	D	D	D	D	D	D	D	D
30	Rubber and miscellaneous plastics products .....	D	D	D	D	D	D	D	D
31	Leather and leather products .....	-	-	-	-	-	-	-	-
32	Stone, clay, and glass products .....	30 848	1 973	4 355	24 520	30 169	1 612	2 862	25 695
33	Primary metal industries .....	-	-	-	-	-	-	-	-
34	Fabricated metal products .....	3 127	472	344	2 311	3 335	452	536	2 347
35	Industrial machinery and equipment .....	576	83	164	329	670	89	167	414
36	Electronic and other electric equipment .....	60 109	3 672	18 441	37 996	46 225	9 219	13 913	23 093
37	Transportation equipment .....	8 543	340	1 522	6 681	7 264	265	1 415	5 584
38	Instruments and related products .....	33 506	4 567	7 692	21 247	25 994	1 780	7 420	16 794
39	Miscellaneous manufacturing industries .....	D	D	D	D	D	D	D	D

**Table 5. Value of Inventories for Establishments by Major Group for Metropolitan Areas: End of 1996 and 1997—Con.**

[Detail may not add to total because of rounding. For meaning of abbreviations and symbols, see introductory text. For explanation of terms, see Appendix A]

SIC code	Major group and metropolitan area	End of 1996				End of 1997			
		Total inventories (\$1,000)	Finished products (\$1,000)	Work in process (\$1,000)	Material, supplies, etc. (\$1,000)	Total inventories (\$1,000)	Finished products (\$1,000)	Work in process (\$1,000)	Material, supplies, etc. (\$1,000)
	<b>San Juan-Caguas-Arecibo CMSA</b> .....	<b>3 114 728</b>	<b>818 724</b>	<b>755 695</b>	<b>1 540 309</b>	<b>3 039 703</b>	<b>713 170</b>	<b>776 015</b>	<b>1 550 518</b>
20	Food and kindred products .....	491 634	143 353	50 476	297 805	446 936	141 707	50 232	254 997
21	Tobacco products .....	D	D	D	D	D	D	D	D
22	Textile mill products .....	D	D	D	D	D	D	D	D
23	Apparel and other textile products .....	150 593	32 848	34 864	82 881	145 705	35 375	34 603	75 727
24	Lumber and wood products .....	10 626	1 834	1 479	7 313	10 987	1 679	1 695	7 613
25	Furniture and fixtures .....	23 547	6 692	3 361	13 494	26 084	7 191	3 625	15 268
26	Paper and allied products .....	23 971	5 367	2 489	16 115	22 428	5 782	2 093	14 553
27	Printing and publishing .....	51 301	11 167	6 837	33 297	56 326	11 864	7 760	36 702
28	Chemicals and allied products .....	1 521 510	481 365	526 348	513 797	1 533 321	376 239	543 771	613 311
29	Petroleum and coal products .....	165 531	11 079	748	153 704	131 876	17 154	718	114 004
30	Rubber and miscellaneous plastics products .....	42 060	13 589	4 602	23 869	41 224	12 995	4 413	23 816
31	Leather and leather products .....	17 847	1 237	4 470	12 140	19 029	1 170	3 385	14 474
32	Stone, clay, and glass products .....	39 003	9 389	5 760	23 854	45 217	10 214	6 245	28 758
33	Primary metal industries .....	D	D	D	D	D	D	D	D
34	Fabricated metal products .....	90 264	17 373	8 340	64 551	84 891	15 417	7 165	62 309
35	Industrial machinery and equipment .....	D	D	D	D	D	D	D	D
36	Electronic and other electric equipment .....	282 682	46 036	67 611	169 035	255 825	39 479	71 519	144 827
37	Transportation equipment .....	17 708	2 206	743	14 759	13 616	1 428	467	11 721
38	Instruments and related products .....	76 538	13 127	26 189	37 222	83 740	14 867	26 952	41 921
39	Miscellaneous manufacturing industries .....	29 276	4 672	1 130	23 474	30 876	5 822	1 512	23 542
	<b>Arecibo PMSA</b> .....	<b>177 395</b>	<b>65 334</b>	<b>42 665</b>	<b>69 396</b>	<b>172 965</b>	<b>58 615</b>	<b>46 739</b>	<b>67 611</b>
20	Food and kindred products .....	11 853	4 321	269	7 263	9 208	2 888	203	6 117
21	Tobacco products .....	D	D	D	D	D	D	D	D
22	Textile mill products .....	D	D	D	D	D	D	D	D
23	Apparel and other textile products .....	1 386	280	442	664	1 330	294	411	625
24	Lumber and wood products .....	D	D	D	D	D	D	D	D
25	Furniture and fixtures .....	226	67	45	114	251	71	51	129
26	Paper and allied products .....	D	D	D	D	D	D	D	D
27	Printing and publishing .....	96	24	12	60	96	24	12	60
28	Chemicals and allied products .....	D	D	D	D	D	D	D	D
29	Petroleum and coal products .....	D	D	D	D	D	D	D	D
30	Rubber and miscellaneous plastics products .....	D	D	D	D	D	D	D	D
31	Leather and leather products .....	D	D	D	D	D	D	D	D
32	Stone, clay, and glass products .....	336	46	56	234	312	48	52	212
33	Primary metal industries .....	D	D	D	D	D	D	D	D
34	Fabricated metal products .....	2 737	672	199	1 866	2 576	409	338	1 829
35	Industrial machinery and equipment .....	D	D	D	D	D	D	D	D
36	Electronic and other electric equipment .....	D	D	D	D	D	D	D	D
37	Transportation equipment .....	D	D	D	D	D	D	D	D
38	Instruments and related products .....	D	D	D	D	D	D	D	D
39	Miscellaneous manufacturing industries .....	D	D	D	D	D	D	D	D
	<b>Caguas PMSA</b> .....	<b>736 911</b>	<b>207 087</b>	<b>152 803</b>	<b>377 021</b>	<b>714 353</b>	<b>205 182</b>	<b>142 754</b>	<b>366 417</b>
20	Food and kindred products .....	285 320	83 375	23 315	178 630	252 765	82 902	23 267	146 596
21	Tobacco products .....	D	D	D	D	D	D	D	D
22	Textile mill products .....	D	D	D	D	D	D	D	D
23	Apparel and other textile products .....	27 517	4 430	8 700	14 387	24 060	4 984	4 833	14 243
24	Lumber and wood products .....	D	D	D	D	D	D	D	D
25	Furniture and fixtures .....	9 422	3 556	975	4 891	11 032	3 996	1 091	5 945
26	Paper and allied products .....	D	D	D	D	D	D	D	D
27	Printing and publishing .....	2 969	452	327	2 190	3 387	521	480	2 386
28	Chemicals and allied products .....	D	D	D	D	D	D	D	D
29	Petroleum and coal products .....	D	D	D	D	D	D	D	D
30	Rubber and miscellaneous plastics products .....	D	D	D	D	D	D	D	D
31	Leather and leather products .....	D	D	D	D	D	D	D	D
32	Stone, clay, and glass products .....	1 650	416	400	834	1 718	468	377	873
33	Primary metal industries .....	D	D	D	D	D	D	D	D
34	Fabricated metal products .....	8 970	1 037	692	7 241	12 202	1 515	773	9 914
35	Industrial machinery and equipment .....	D	D	D	D	D	D	D	D
36	Electronic and other electric equipment .....	D	D	D	D	D	D	D	D
37	Transportation equipment .....	D	D	D	D	D	D	D	D
38	Instruments and related products .....	26 656	4 942	8 489	13 225	25 877	5 790	8 158	11 929
39	Miscellaneous manufacturing industries .....	D	D	D	D	D	D	D	D
	<b>San Juan-Bayamón PMSA</b> .....	<b>2 200 422</b>	<b>546 303</b>	<b>560 227</b>	<b>1 093 892</b>	<b>2 152 385</b>	<b>449 373</b>	<b>586 522</b>	<b>1 116 490</b>
20	Food and kindred products .....	194 461	55 657	26 892	111 912	184 963	55 917	26 762	102 284
21	Tobacco products .....	D	D	D	D	D	D	D	D
22	Textile mill products .....	D	D	D	D	D	D	D	D
23	Apparel and other textile products .....	121 690	28 138	25 722	67 830	120 315	30 097	29 359	60 859
24	Lumber and wood products .....	D	D	D	D	D	D	D	D
25	Furniture and fixtures .....	13 899	3 069	2 341	8 489	14 801	3 124	2 483	9 194
26	Paper and allied products .....	17 524	4 480	1 875	11 169	16 834	4 800	1 663	10 371
27	Printing and publishing .....	48 236	10 691	6 498	31 047	52 843	11 319	7 268	34 256
28	Chemicals and allied products .....	1 076 503	326 449	385 144	364 910	1 092 734	229 639	404 971	458 124
29	Petroleum and coal products .....	D	D	D	D	D	D	D	D
30	Rubber and miscellaneous plastics products .....	26 361	9 445	2 570	14 346	26 441	8 658	2 411	15 372
31	Leather and leather products .....	D	D	D	D	D	D	D	D
32	Stone, clay, and glass products .....	37 017	8 927	5 304	22 786	43 187	9 698	5 816	27 673
33	Primary metal industries .....	D	D	D	D	D	D	D	D
34	Fabricated metal products .....	78 557	15 664	7 449	55 444	70 113	13 493	6 054	50 566
35	Industrial machinery and equipment .....	D	D	D	D	D	D	D	D
36	Electronic and other electric equipment .....	264 186	42 927	64 917	156 342	238 594	37 379	68 355	132 860
37	Transportation equipment .....	D	D	D	D	D	D	D	D
38	Instruments and related products .....	49 882	8 185	17 700	23 997	57 863	9 077	18 794	29 992
39	Miscellaneous manufacturing industries .....	13 559	616	842	12 101	13 535	889	1 227	11 419

**Table 6. Expenditures for Plant and Equipment for Metropolitan Areas by Major Group: 1997**

[Thousand dollars. Detail may not add to total because of rounding. For meaning of abbreviations and symbols, see introductory text. For explanation of terms, see Appendix A]

SIC code	Major group and metropolitan area	Total (\$1,000)	New buildings and machinery		Used buildings and machinery (\$1,000)
			Building and other structures (\$1,000)	Machinery and equipment (\$1,000)	
	<b>Puerto Rico</b> .....	<b>1 046 153</b>	<b>197 012</b>	<b>580 693</b>	<b>268 448</b>
20	Food and kindred products .....	101 148	21 667	65 305	14 176
21	Tobacco products .....	D	D	D	D
22	Textile mill products .....	6 639	91	6 477	71
23	Apparel and other textile products .....	14 940	707	10 088	4 145
24	Lumber and wood products .....	D	D	D	D
25	Furniture and fixtures .....	1 395	345	831	219
26	Paper and allied products .....	4 223	523	2 428	1 272
27	Printing and publishing .....	27 054	901	18 850	7 303
28	Chemicals and allied products .....	559 462	126 998	238 306	194 158
29	Petroleum and coal products .....	15 878	447	11 599	3 832
30	Rubber and miscellaneous plastics products .....	21 017	2 962	15 184	2 871
31	Leather and leather products .....	2 821	146	2 660	15
32	Stone, clay, and glass products .....	51 729	5 824	35 328	10 577
33	Primary metal industries .....	3 749	85	774	2 890
34	Fabricated metal products .....	17 724	4 173	10 578	2 973
35	Industrial machinery and equipment .....	13 382	9 805	3 088	489
36	Electronic and other electric equipment .....	133 902	18 503	96 273	19 126
37	Transportation equipment .....	1 752	87	1 665	—
38	Instruments and related products .....	41 799	1 575	37 661	2 563
39	Miscellaneous manufacturing industries .....	3 883	362	3 238	283
	<b>Aguadilla MSA</b> .....	<b>43 300</b>	<b>10 351</b>	<b>14 916</b>	<b>18 033</b>
20	Food and kindred products .....	1 298	102	1 111	85
21	Tobacco products .....	—	—	—	—
22	Textile mill products .....	—	—	—	—
23	Apparel and other textile products .....	232	—	232	—
24	Lumber and wood products .....	13	1	3	9
25	Furniture and fixtures .....	93	—	93	—
26	Paper and allied products .....	—	—	—	—
27	Printing and publishing .....	8	—	—	8
28	Chemicals and allied products .....	7 796	582	1 693	5 521
29	Petroleum and coal products .....	D	—	D	—
30	Rubber and miscellaneous plastics products .....	152	25	75	52
31	Leather and leather products .....	D	—	D	—
32	Stone, clay, and glass products .....	96	21	11	64
33	Primary metal industries .....	—	—	—	—
34	Fabricated metal products .....	739	367	45	327
35	Industrial machinery and equipment .....	D	D	D	—
36	Electronic and other electric equipment .....	19 695	—	7 730	11 965
37	Transportation equipment .....	—	—	—	—
38	Instruments and related products .....	—	—	—	—
39	Miscellaneous manufacturing industries .....	D	D	D	D
	<b>Mayagüez MSA</b> .....	<b>63 560</b>	<b>8 484</b>	<b>39 937</b>	<b>15 139</b>
20	Food and kindred products .....	10 561	4 100	404	6 057
21	Tobacco products .....	—	—	—	—
22	Textile mill products .....	—	—	—	—
23	Apparel and other textile products .....	2 729	264	2 213	252
24	Lumber and wood products .....	403	13	38	352
25	Furniture and fixtures .....	—	—	—	—
26	Paper and allied products .....	—	—	—	—
27	Printing and publishing .....	178	8	148	22
28	Chemicals and allied products .....	19 560	2 483	9 181	7 896
29	Petroleum and coal products .....	—	—	—	—
30	Rubber and miscellaneous plastics products .....	—	—	—	—
31	Leather and leather products .....	—	—	—	—
32	Stone, clay, and glass products .....	6 876	30	6 844	2
33	Primary metal industries .....	—	—	—	—
34	Fabricated metal products .....	1 127	500	153	474
35	Industrial machinery and equipment .....	D	—	D	—
36	Electronic and other electric equipment .....	D	D	D	—
37	Transportation equipment .....	—	—	—	—
38	Instruments and related products .....	7 263	584	6 673	6
39	Miscellaneous manufacturing industries .....	D	D	D	D
	<b>Ponce MSA</b> .....	<b>51 342</b>	<b>14 045</b>	<b>33 705</b>	<b>3 592</b>
20	Food and kindred products .....	2 068	35	1 673	360
21	Tobacco products .....	—	—	—	—
22	Textile mill products .....	D	—	D	—
23	Apparel and other textile products .....	555	—	555	—
24	Lumber and wood products .....	34	7	8	19
25	Furniture and fixtures .....	—	—	—	—
26	Paper and allied products .....	—	—	—	—
27	Printing and publishing .....	24	13	5	6
28	Chemicals and allied products .....	D	D	D	D
29	Petroleum and coal products .....	D	—	D	—
30	Rubber and miscellaneous plastics products .....	D	D	D	D
31	Leather and leather products .....	—	—	—	—
32	Stone, clay, and glass products .....	14 860	642	11 939	2 279
33	Primary metal industries .....	—	—	—	—
34	Fabricated metal products .....	581	29	295	257
35	Industrial machinery and equipment .....	236	5	10	221
36	Electronic and other electric equipment .....	16 108	7 500	8 608	—
37	Transportation equipment .....	451	76	375	—
38	Instruments and related products .....	9 356	385	8 904	67
39	Miscellaneous manufacturing industries .....	D	—	D	—

**Table 6. Expenditures for Plant and Equipment for Metropolitan Areas by Major Group: 1997—Con.**

[Thousand dollars. Detail may not add to total because of rounding. For meaning of abbreviations and symbols, see introductory text. For explanation of terms, see Appendix A]

SIC code	Major group and metropolitan area	Total (\$1,000)	New buildings and machinery		Used buildings and machinery (\$1,000)
			Building and other structures (\$1,000)	Machinery and equipment (\$1,000)	
	<b>San Juan-Caguas-Arecibo CMSA</b>	<b>768 148</b>	<b>152 619</b>	<b>426 842</b>	<b>188 687</b>
20	Food and kindred products	85 218	17 350	60 880	6 988
21	Tobacco products	D	D	D	D
22	Textile mill products	D	D	D	D
23	Apparel and other textile products	10 131	365	5 952	3 814
24	Lumber and wood products	2 307	702	935	670
25	Furniture and fixtures	986	334	438	214
26	Paper and allied products	4 037	482	2 346	1 209
27	Printing and publishing	26 708	880	18 564	7 264
28	Chemicals and allied products	440 334	111 129	185 406	143 799
29	Petroleum and coal products	13 652	320	9 577	3 755
30	Rubber and miscellaneous plastics products	16 406	1 319	12 882	2 205
31	Leather and leather products	1 482	137	1 330	15
32	Stone, clay, and glass products	29 335	5 043	16 067	8 225
33	Primary metal industries	D	D	D	D
34	Fabricated metal products	14 292	3 251	9 544	1 497
35	Industrial machinery and equipment	D	D	D	D
36	Electronic and other electric equipment	73 067	9 371	60 610	3 086
37	Transportation equipment	1 295	9	1 286	—
38	Instruments and related products	20 917	263	18 307	2 347
39	Miscellaneous manufacturing industries	2 057	350	1 670	37
	<b>Arecibo PMSA</b>	<b>40 698</b>	<b>18 714</b>	<b>17 044</b>	<b>4 940</b>
20	Food and kindred products	1 063	325	738	—
21	Tobacco products	D	—	D	D
22	Textile mill products	D	—	D	D
23	Apparel and other textile products	171	95	76	—
24	Lumber and wood products	—	—	—	—
25	Furniture and fixtures	—	—	—	—
26	Paper and allied products	D	—	D	D
27	Printing and publishing	45	—	34	11
28	Chemicals and allied products	D	D	D	D
29	Petroleum and coal products	D	D	D	—
30	Rubber and miscellaneous plastics products	D	D	D	D
31	Leather and leather products	D	—	D	D
32	Stone, clay, and glass products	776	125	651	—
33	Primary metal industries	D	D	D	—
34	Fabricated metal products	2 134	25	2 104	5
35	Industrial machinery and equipment	D	D	—	—
36	Electronic and other electric equipment	D	D	D	D
37	Transportation equipment	—	—	—	—
38	Instruments and related products	—	—	D	—
39	Miscellaneous manufacturing industries	D	—	D	—
	<b>Caguas PMSA</b>	<b>119 351</b>	<b>26 177</b>	<b>80 513</b>	<b>12 661</b>
20	Food and kindred products	28 221	333	25 525	2 363
21	Tobacco products	D	D	D	D
22	Textile mill products	—	—	—	—
23	Apparel and other textile products	1 090	34	956	100
24	Lumber and wood products	—	D	D	D
25	Furniture and fixtures	146	44	84	18
26	Paper and allied products	D	—	D	D
27	Printing and publishing	1 531	3	1 462	66
28	Chemicals and allied products	D	D	D	D
29	Petroleum and coal products	—	—	—	—
30	Rubber and miscellaneous plastics products	D	D	D	D
31	Leather and leather products	D	—	D	—
32	Stone, clay, and glass products	115	42	73	—
33	Primary metal industries	—	—	—	—
34	Fabricated metal products	4 399	877	3 388	134
35	Industrial machinery and equipment	D	D	D	D
36	Electronic and other electric equipment	D	D	D	—
37	Transportation equipment	—	—	—	—
38	Instruments and related products	3 647	3	3 010	634
39	Miscellaneous manufacturing industries	D	D	D	D
	<b>San Juan-Bayamón PMSA</b>	<b>608 099</b>	<b>107 728</b>	<b>329 285</b>	<b>171 086</b>
20	Food and kindred products	55 934	16 692	34 617	4 625
21	Tobacco products	D	D	D	D
22	Textile mill products	D	D	D	D
23	Apparel and other textile products	8 870	236	4 920	3 714
24	Lumber and wood products	D	D	D	D
25	Furniture and fixtures	840	290	354	196
26	Paper and allied products	2 466	482	1 702	282
27	Printing and publishing	25 132	877	17 068	7 187
28	Chemicals and allied products	342 308	71 358	137 849	133 101
29	Petroleum and coal products	D	D	D	D
30	Rubber and miscellaneous plastics products	6 810	473	6 060	277
31	Leather and leather products	D	D	D	—
32	Stone, clay, and glass products	28 444	4 876	15 343	8 225
33	Primary metal industries	D	D	D	D
34	Fabricated metal products	7 759	2 349	4 052	1 358
35	Industrial machinery and equipment	D	D	D	D
36	Electronic and other electric equipment	68 462	7 717	57 795	2 950
37	Transportation equipment	D	D	D	—
38	Instruments and related products	17 270	260	15 297	1 713
39	Miscellaneous manufacturing industries	1 294	158	1 136	—

## Appendix A. Explanation of Terms

## Apéndice A. Explicación de los Términos

**Number of establishments.** Includes all establishments in operation at any time during the year. It covers all full- and part-year operations. An establishment is not necessarily identical with a company or enterprise, which may consist of one or more establishments. Census figures represent a summary of reports for individual establishments rather than companies.

**Annual payroll.** Payroll includes all forms of compensation, such as salaries, wages, commissions, bonuses, vacation allowances, sick-leave pay, and value of payments-in-kind (e.g., free meals and lodging) paid during the year to all employees. For corporations, it includes amounts paid to officers and executives; for unincorporated businesses, it does not include profit or other compensation of proprietors and partners. Payroll is reported before deductions for social security, income tax, insurance, union dues, and other withholdings. This definition of payroll is the same as that used by the Internal Revenue Service (IRS) for form 941PR.

**First-quarter payroll.** This item consists of payroll, as defined above, paid to persons employed at any time during the quarter from January to March 1997.

**Paid employees.** Paid employees consist of the number of employees (both full- and part-time), including salaried officers and executives of corporations, who were on the payroll in the pay periods specified below. Included are employees on paid sick leave, paid holidays, and paid vacations; not included are proprietors and partners of unincorporated businesses. This definition of paid employees is the same as that used on IRS form 941PR. Manufacturing employment is divided into the categories described below.

**Production workers, average number.** Includes workers up through the working supervisor level engaged in fabricating, processing, assembling, inspecting, receiving, storing, handling, packing, warehousing, shipping (but not delivering), maintenance, repair, janitorial and security services, product development, auxiliary production for plant's own use (e.g., power plant), record keeping, and other services closely associated with production operations at the establishment. Supervisory employees above the working supervisor level are excluded from this category but are included in the "other employees" category.

**Número de establecimientos.** Comprende todos los establecimientos que estuvieron activos durante cualquier período del año. Cubre todas las operaciones que duraron el año entero al igual que aquellas que duraron parte del año. Un establecimiento no es necesariamente idéntico a una compañía o empresa, la cual podría tener uno o más establecimientos. Las estadísticas del censo representan un resumen de los informes individuales de cada establecimiento y no de las compañías.

**Nómina.** La nómina incluye todo tipo de compensación, como por ejemplo, salarios, sueldos, comisiones, bonificaciones, pagos por vacaciones, enfermedad y el equivalente en efectivo de pagos en especie (tales como comidas gratuitas y alojamiento), pagadas durante el año a todos los empleados. Para las corporaciones, la nómina incluye las cantidades pagadas a los oficiales y ejecutivos. Si el establecimiento no es una corporación, la nómina excluye los beneficios y compensaciones pagadas a los propietarios y socios. La cantidad de la nómina de sueldos se declara sin restar los pagos por seguro social, contribuciones sobre ingresos, primas de seguro, cuotas de sindicatos y otros ajustes. La definición de nómina que se presenta es la misma que empleó el Servicio de Rentas Internas (IRS) en el formulario 941PR.

**Nómina del primer trimestre.** Esta cifra consta de la nómina, según se define anteriormente, pagada a personas empleadas en cualquier momento durante el trimestre de enero a marzo de 1997.

**Empleados.** Comprende el número de empleados (de jornada completa o parcial), incluyendo oficiales asalariados y ejecutivos de corporaciones quienes estuvieron en la nómina durante los períodos de pago mencionados más adelante. Están incluidos aquellos empleados a quienes se les pagaron días feriados, o los días libres tomados como vacaciones o días de enfermedad durante esos períodos de pago; no se incluyen los propietarios y socios de negocios no incorporados. La definición de empleados que se presenta es la misma que empleó el Servicio de Rentas Internas (IRS) en el formulario 941PR. El empleo manufacturero se divide en las categorías que se presentan a continuación.

**Trabajadores de producción, número promedio.** Esta categoría incluye los trabajadores hasta el nivel de capataz que participan en actividades de fabricación, elaboración, ensamblaje, inspección, recibo, almacenaje, tramitación, empaque, expedición (pero no entrega), mantenimiento, reparación, limpieza y seguridad, desarrollo de nuevos productos, producción auxiliar para uso de la misma planta (por ejemplo, planta de energía), teneduría de libros y otros servicios que están estrechamente relacionados con las actividades de producción del establecimiento. Se excluyen los supervisores de niveles más altos que el de capataz, los cuales se incluyen en la categoría de "otros empleados."

---

The average number was obtained by summing the number of production workers reported for the pay periods including the 12th of March, May, August, and November and dividing this total by 4. This approach was designed to simplify the questionnaire format and the reporting requirements of respondents. The industry average of these four selected pay periods approximates very closely the average employment for the year that would be obtained by using pay periods in all 12 months for almost all of the manufacturing industries.

**Other employees.** Includes employees in executive, purchasing, accounting, personnel, professional, and technical activities, and routine office functions reported for the pay period including March 12, 1997. Included also are supervisory employees above the working supervisor level, and employees on the payroll of the manufacturing establishment who are engaged in the construction of major additions or alterations to the plant, and who are utilized as a separate work force.

**All employees.** Consists of the average number of production workers for 1997 plus the other employees for the pay period including March 12, 1997.

**Proprietors and partners, working.** Includes proprietors and partners of unincorporated businesses who worked 15 hours or more during the week which included March 12, 1997.

**Unpaid family workers.** Includes all unpaid family members who worked 15 hours or more during the week which included March 12, 1997.

**Production-worker hours.** Includes the total number of hours worked by production-workers. Production worker hours were collected for each of the four quarters of 1997. Where employees were paid by the piece, the establishment was asked to estimate the hours represented by such piece work.

**Legal form of organization.** The legal form of organization for an establishment was based on the response to the organization status inquiry. This report presents data for the following legal forms of organizations:

- **Individual proprietorship.** An unincorporated business owned by an individual.

El número promedio se obtuvo sumando el número de empleados de producción declarado para los períodos de pago que incluyeron el 12 de marzo, mayo, agosto y noviembre y dividiendo ese total entre 4. De esta forma se simplificó el formato del cuestionario y la información exigida del respondedor. El promedio para la industria de estos cuatro períodos de pago se asemeja al promedio de empleo anual que se obtiene utilizando los períodos de pago en los 12 meses para casi todas las industrias de manufactura.

**Otros empleados.** Bajo esta categoría se incluyen ejecutivos, compradores, contables, empleados de personal, profesionales, técnicos y empleados administrativos que trabajaron durante el período de pago que incluyó el 12 de marzo de 1997. También se incluyen los supervisores sobre el nivel de capataz y aquellos empleados en la nómina del establecimiento manufacturero, quienes trabajan en la construcción de mejoras o modificaciones de la planta y quienes son utilizados como una fuerza laboral aparte.

**Total de empleados.** Consiste del número promedio de los trabajadores de producción en 1997 más los otros empleados que trabajaron durante el período de pago que incluyó el 12 de marzo de 1997.

**Propietarios y socios que trabajan.** Comprende propietarios y socios de negocios que no están incorporados quienes trabajaron 15 horas o más durante la semana que incluyó el 12 de marzo de 1997.

**Familiares no remunerados.** Comprende todos los familiares que trabajaron sin sueldo 15 horas o más durante la semana que incluyó el 12 de marzo de 1997.

**Horas trabajadas por los trabajadores de producción.** Esta categoría incluye el total de horas trabajadas por los trabajadores de producción. Las horas trabajadas por los trabajadores de producción fueron recopiladas para cada uno de los cuatro trimestres en 1997. Se le pidió al establecimiento que, en aquellos casos en que a los empleados se les hubiera pagado por pieza, estimaran las horas de trabajo que hubiera requerido el trabajo por pieza.

**Tipo de organización jurídica.** El tipo de organización jurídica del establecimiento está basado en la respuesta a la pregunta de organización jurídica. Esta publicación presenta datos para los siguientes tipos de organización jurídica:

- **Propietario individual.** Un negocio que no está incorporado y donde el dueño es un individuo.

---

• **Corporation.** Business legally incorporated under Puerto Rico or state laws. Data are presented for the following types of corporations:

- **Private corporation.** Business offering securities privately to a limited number of persons or institutions and not required by the U.S. Securities and Exchange Commission laws to disclose detailed financial information to the public.
- **Public corporation.** Business offering securities publicly that is required by the U.S. Securities and Exchange Commission laws to disclose detailed financial information to the public.
- **Domestic corporation.** Business incorporated under Puerto Rico laws.
- **Nondomestic corporation under section 936.** Business incorporated under state laws that benefits from an income-based tax credit under the U.S. Code Section 936.
- **Nondomestic corporation under section 30A.** Business incorporated under state laws that benefits from a wage-based tax credit under the U.S. Code Section 30A.
- **Other nondomestic corporation.** Business incorporated under state laws which does not benefit either from the U.S. Code Section 936 or Section 30A.
- **Other legal forms.** Included in this group are partnerships, cooperative associations, estates, etc.

**Selected costs.** Refers to direct charges actually paid or payable for items consumed or put into production during the year, including freight charges and other direct charges incurred by the establishment in acquiring these materials. It includes the cost of materials or fuel consumed, regardless of whether what was consumed was purchased by the individual establishment from other companies, transferred to it from other establishments of the same company, or withdrawn from inventory during the year.

The important components of this cost item are: (1) all raw materials, semifinished goods, parts, components, containers, scrap, and supplies put into production or used as operating supplies and for repair and maintenance during the year; (2) electric energy purchased; (3) fuels consumed for heat, power, or generating electricity; (4) work done by others on materials or parts furnished by manufacturing establishments (contract work); (5) cost of labor (contract labor) for employees under the supervision of the reporting firm, but not under its payroll supplied through a contract with another company to perform specific production jobs, e.g., temporary help; and (6) products bought and resold in the same condition.

• **Corporación.** Negocio legalmente incorporado bajo las leyes de Puerto Rico o de los estados. Datos se presentan para los siguientes tipos de corporación:

- **Corporación privada.** Negocio que ofrece acciones privadamente a un número limitado de personas o instituciones y que no es requerido por las leyes de la Comisión de la Bolsa de Valores de los EE.UU. a divulgar al público información financiera detallada.
- **Corporación pública.** Negocio que ofrece acciones públicamente y que es requerido por las leyes de la Comisión de la Bolsa de Valores de los EE.UU. a divulgar al público información financiera detallada.
- **Corporación doméstica.** Negocio legalmente incorporado bajo las leyes de Puerto Rico.
- **Corporación no doméstica bajo la sección 936.** Negocio incorporado bajo las leyes de los estados que se beneficia bajo la ley del Código de los Estados Unidos, Sección 936 de un crédito sobre los impuestos basado en el ingreso.
- **Corporación no doméstica bajo la sección 30A.** Negocio incorporado bajo las leyes de los estados que se beneficia bajo la ley del Código de los Estados Unidos, Sección 30A de un crédito sobre los impuestos basado en la nómina o los salarios pagados.
- **Otra corporación no doméstica.** Negocio incorporado bajo las leyes de los estados, que no se beneficia de la ley del Código de los Estados Unidos, Sección 936 ni 30A.
- **Otro tipo de organización jurídica.** Se incluyen en este grupo las sociedades de propietarios, las asociaciones cooperativas, las sucesiones, etc.

**Costos seleccionados.** Este término se refiere a los cargos directos pagados o pagaderos, por concepto de materiales consumidos o utilizados en la producción durante el año, incluyendo gastos de flete y otros gastos directos incurridos por el establecimiento con el fin de adquirir dichos materiales. Se incluye el costo de los materiales o el combustible consumido, sin importar que éstos fueran comprados de otras compañías por el establecimiento individual, transferidos al establecimiento de otros establecimientos que forman parte de la misma compañía, o retirados del inventario durante el año.

Los elementos importantes que componen este tipo de gasto son: (1) todas las materias primas, productos semiterminados, piezas, componentes, envases, desperdicios, y suministros utilizados en la producción, o utilizados como suministros de operación, y utilizados para reparación y mantenimiento durante el año; (2) energía eléctrica comprada; (3) combustibles utilizados para generar calefacción, energía o electricidad; (4) trabajo realizado por terceros con los materiales o piezas provistas por los establecimientos de manufactura (trabajo bajo contrato); (5) costo de la labor contratada para la producción por empleados bajo la supervisión de la compañía que reporta pero que no están incluidos en su nómina, y que son suministrados a través de un contrato con otra compañía para llevar a cabo trabajos específicos de producción, por ejemplo, ayuda temporera; y (6) productos comprados y revendidos en las mismas condiciones.



---

The following costs are excluded: (1) cost of services such as advertising, insurance, telephone, consulting, and research and development; (2) overhead costs such as depreciation, rent, royalties, interest, etc.; and (3) materials, machinery, and equipment used in plant expansion or capitalized repairs which are chargeable to fixed-asset accounts.

**Value of shipments.** Covers the received or receivable net selling values, freight on board (f.o.b.) plant (exclusive of freight and taxes), of all products shipped, both primary and secondary, as well as all miscellaneous receipts, such as receipts for contract work performed for others, installation and repair, sale of scrap, and sale of products bought and resold without further processing. Included are all items made by or for the establishment from materials owned by it whether sold, transferred to other plants of the same company, or shipped on consignment. The net selling value of products made in one plant on a contract basis from materials owned by another was reported by the plant providing the materials.

In the case of multiunit companies, the manufacturer was requested to report the value of products transferred to other establishments of the same company at full economic or commercial value, i.e., including not only the direct costs of production but also a reasonable proportion of "all other costs" (including company overhead) and profit. (See discussion of duplication data below.)

**Duplication in cost of materials and value of shipments.** The aggregate of the materials and value of shipments figures for industry groups and for all manufacturing industries includes large amounts of duplication, since the products of some industries are used as materials by others. With some important exceptions, such as for motor vehicles and parts, this duplication is not significant at the four-digit industry level. However, it is significant at the two- and three-digit industry group level because these totals often include industries which represent successive stages in the production of a finished manufactured product. An example is the inclusion of pulp mills to paper mills in the "paper and allied products" group of industries.

**Destination of products shipped, source of contract receipts, and class of customers.** Establishments were requested to report their shipments of products and contract receipts by customer location. For customers in Puerto Rico, establishments were also required to distribute these same data within Puerto Rico by class of customer (e.g., wholesalers, retailers, or household consumers).

No se incluyen los siguientes gastos: (1) gastos por servicios, tales como servicios de publicidad, seguro, y teléfono, así como servicios consultivos, y servicios de investigación y desarrollo; (2) gastos fijos, tales como los gastos de depreciación, los derechos de arrendamiento, los intereses, etc.; y (3) gastos por materiales, maquinaria y equipo utilizado en la expansión de plantas o reparaciones capitalizadas que se cargan a las cuentas de activo fijo.

**Valor de expedición de productos.** Esta categoría cubre el valor neto de venta cobrado o por cobrar, planta franco a bordo (excluyéndose los cargos por flete y arbitrios), de todos los productos expedidos, tanto primarios como secundarios, al igual que todos los ingresos misceláneos, tales como los ingresos de trabajos contratistas realizados para otros, instalación y reparación, venta de desechos, y venta de productos comprados y revendidos sin procesamiento adicional. Se incluyen todos los artículos hechos por o para los establecimientos con los materiales que son propiedad del establecimiento, ya sean materiales vendidos, transferidos a otras plantas dentro de la misma compañía, o expedidos a consignación. El valor neto de venta de los productos manufacturados bajo contrato en una planta con los materiales que pertenecían a otra, fue proporcionado por la planta que facilitó los materiales.

En el caso de las compañías que tienen varias unidades, se le pidió al establecimiento manufacturero que informara el valor de los productos transferidos a otros establecimientos de la misma compañía, según su valor total económico o comercial, o sea, que incluyera no sólo los gastos directos de producción, sino también una proporción razonable del "total de otros gastos" (incluyendo los gastos fijos de la compañía) y las ganancias. (Véase la explicación con respecto a la duplicación de datos a continuación.)

**Duplicación del costo de los materiales y del valor de expedición de productos.** Con respecto a los grupos industriales y a las industrias manufactureras en general, el valor agregado de las cifras correspondientes a los materiales y al valor de expedición de productos incluye mucha duplicación, ya que los productos de algunas industrias son utilizados como materiales por otras industrias. Con algunas importantes excepciones, tales como los vehículos de motor y sus piezas, esta duplicación no es significativa al nivel industrial de cuatro dígitos. Es significativa, sin embargo, al nivel de grupo industrial de dos y tres dígitos, ya que estos totales a menudo incluyen industrias que representan etapas sucesivas en la fabricación de un producto de manufactura terminado. Se pueden considerar como ejemplos la agregación de molinos de pulpa a las fábricas de papel en el grupo de "papel y productos afines."

**Destino de los productos expedidos, fuentes de los ingresos recibidos por contrato y clase de cliente.** Se les pidió a todos los establecimientos que listaran los productos expedidos y los ingresos recibidos por la labor contratada de acuerdo a la localización del cliente. Para clientes en Puerto Rico, también se le pidió a los establecimientos que distribuyeran estos mismos datos dentro de Puerto Rico según la clase de cliente (por ejemplo, mayoristas, detallistas, o consumidores domésticos).

---

In industry statistics, product figures are given by destination of shipments and source of contract receipts (table 8) and, within Puerto Rico, by class of customer (table 9). In these tables, product information is presented by primary industry of shipment and does not include receipts for nonmanufacturing activities, e.g., sale of scrap and refuse; other miscellaneous receipts, such as repair or renovation work; and the merchandising of products simply bought and resold. Therefore, the figure for value of shipments reported in these tables will generally be less than in other tables where nonmanufacturing activities are included.

Figures for shipments to the United States represent only direct exports by the manufacturing establishments. They do not represent all exports from goods manufactured in Puerto Rico, but exported by establishments in other trade areas or industries.

**Value added by manufacture.** This measure of manufacturing activity is derived by subtracting the cost of materials, supplies, containers, fuels, purchased electricity, and contract work from the value of shipments (products manufactured plus receipts for services rendered). The result of this calculation is then adjusted by the addition of value added by merchandising operations (i.e., the difference between the sales value and the cost of merchandise sold without further manufacture, processing, or assembly) plus the net change in finished goods and work-in-process inventories between the beginning and end of the year.

Value added avoids the duplication in the figure for value of shipments which results from the use of products of some establishments as materials by others. Value added is considered to be the best value measure available for comparing the relative economic importance of manufacturing among industries and geographic areas.

**Inventories.** Establishments were requested to furnish separate inventory data for (1) finished products, (2) work in process, and (3) materials, supplies, fuels, and electricity. Establishments were also asked to report the detailed inventory data at the beginning and end of the year, on a comparable basis.

En las estadísticas industriales, las cifras sobre los productos están clasificadas de acuerdo al país al que se expidieron los productos y a la fuente de donde se obtuvieron los ingresos por contrato (tabla 8) y, dentro de Puerto Rico, de acuerdo a la clase de cliente (tabla 9). En estas tablas, la información acerca de los productos está clasificada de acuerdo a la industria principal de expedición y no incluye los ingresos obtenidos por llevar a cabo actividades no manufactureras como por ejemplo, la venta de desperdicios y desechos, otros trabajos misceláneos como los de reparación o renovación y la distribución y venta de productos que simplemente son comprados y revendidos. Por lo tanto, la cifra correspondiente al valor de los productos expedidos que aparece en las tablas es, por lo general, menor que la de otras tablas donde se incluyen actividades no manufactureras.

Las estadísticas sobre los productos expedidos a los Estados Unidos representan sólo las exportaciones directas de los establecimientos manufactureros. Dichas estadísticas no representan las exportaciones realizadas por establecimientos en otras áreas o industrias.

**Valor agregado por la manufactura.** Esta medida de la actividad manufacturera es derivada restando el costo de los materiales, suministros, envases, combustible, electricidad comprada, y trabajo contratista del valor de los productos expedidos (productos manufacturados más ingresos por servicios prestados). El resultado de este cálculo entonces es ajustado sumando el valor agregado por las actividades de distribución y venta (es decir, la diferencia entre el valor de venta y el costo de la mercancía vendida sin manufactura, procesamiento, o ensamblaje adicional) más el cambio neto en los inventarios de productos terminados y de trabajos en marcha entre el comienzo y fin de año.

El valor agregado evita que haya alguna duplicación en la cifra correspondiente al valor de productos expedidos, que resulta del uso que algunos establecimientos dan (como materiales) a los productos manufacturados por otros establecimientos. El valor agregado es considerado como la mejor medida de valor disponible para comparar la importancia económica relativa de la manufactura entre industrias y áreas geográficas diferentes.

**Inventarios.** Se les pidió a los establecimientos que proporcionaran, por separado, datos relacionados con los siguientes aspectos del inventario: (1) productos terminados, (2) trabajo aún no terminado y (3) materiales, suministros, combustible y electricidad. A los establecimientos se les pidió además que declararan estos datos detallados con respecto al principio y fin del año para poder compararlos.

---

In using inventory data by stage of fabrication for all industries and at the major industry group level, the reader should note the following: An item treated as a finished product by an establishment in one industry may be reported as a raw material by an establishment in a different industry. Such differences are present in the inventory figures by stage of fabrication shown for individual industries, industry groups, and all manufacturing. The published data are merely aggregates of figures reported by establishments in specified industries. Furthermore, the total finished goods inventory for "all manufacturing" includes items that are not finished manufactured products.

**Expenditures for plant and equipment.** Manufacturers were asked to report their expenditures for (1) permanent additions and major alterations to manufacturing establishments, (2) new machinery and equipment used for replacement and additions to plant capacity if they were of the type for which depreciation accounts were ordinarily maintained, and (3) used buildings and equipment.

These totals exclude that portion of expenditures for new facilities and equipment leased from nonmanufacturing concerns, new facilities owned by the Federal Government but operated under contract by private companies, and any plant or equipment furnished to the manufacturer by communities and nonprofit organizations. Also excluded are expenditures for land, and cost of maintenance and repairs charged as current operating expenses.

Cuando se utilizan datos de inventario con respecto a todas las industrias a nivel del grupo industrial principal y según la etapa de fabricación, el lector debe tomar en cuenta lo siguiente. Un artículo considerado como producto terminado por un establecimiento de una industria en particular, puede a la vez ser considerado como materia prima por un establecimiento de una industria diferente. Estas diferencias están presentes en las cifras de inventario que se muestran, de acuerdo a la etapa de fabricación, para las industrias individuales, los grupos de industrias y la manufactura en general. Los datos publicados son simplemente los valores agregados de las cifras declaradas por establecimientos de industrias específicas. El total del inventario de productos terminados de la "manufactura en general" incluye ciertos artículos que no son productos terminados.

**Inversiones en planta y equipo.** Se les pidió a los establecimientos de manufactura que informaran sus inversiones en (1) adiciones permanentes y modificaciones mayores a los establecimientos de manufactura, (2) maquinaria y equipo nuevo utilizado para substituir y complementar la capacidad de la planta, si esta maquinaria y equipo eran del tipo sobre el cual usualmente se llevan cuentas de depreciación y (3) edificios y equipo usado.

Estos totales excluyen la porción de los gastos que corresponde a las rentas pagadas a los establecimientos no manufactureros a cambio de equipo e instalaciones nuevas, las instalaciones nuevas que son propiedad del gobierno federal pero que son administradas bajo contrato por compañías privadas y las plantas o equipo suministrado al fabricante por las comunidades y organizaciones sin fines de lucro. También se excluyen las inversiones en terreno y el costo del mantenimiento y las reparaciones que se atribuyeron a los gastos corrientes de operación.


# Appendix B./Apéndice B. Report Form and Information Sheet/Cuestionario y la Hoja de Información

---

The report form and information sheet, in English and Spanish, are shown on the following pages.  
El cuestionario y la hoja de información, en inglés y español, aparecen en las páginas siguientes.

**1997 ECONOMIC CENSUS  
PUERTO RICO**

OMB No. 0607-0839: Approval Expires 03/31/2000

		
Census use only		

**OA-9820**

*(Please correct any errors in name and address, and ZIP Code)*

**DUE DATE: FEBRUARY 12, 1998**

Include the Census File Number (CFN) shown on the label of this report form with any correspondence.

**Please complete this form and return to:**



DIRECTOR  
BUREAU OF THE CENSUS  
ATTENTION: OUTLYING AREAS  
1201 East Tenth Street  
Jeffersonville, IN 47134-0001

**YOU ARE REQUIRED BY LAW (Title 13, U.S. Code and an Act of the Legislature of Puerto Rico No. 11 of March 27, 1950) to complete this report form for the establishment identified in the label and return it to the Bureau of the Census.** By the same law, your report to the Census Bureau is **confidential**. It may be seen only by sworn Census employees and may be used only for statistical purposes. The law also provides that copies retained in your files are **immune from legal process**.

**REPORT DATA FOR CALENDAR YEAR 1997.** If records are not available, reasonable estimates are acceptable. If reporting on a calendar year will involve considerable additional cost and your fiscal year ended between October 31, 1997 and February 1998, you may report data on fiscal year basis, except for employment and payroll data. Calendar year employment and payroll data should be available from your tax records.

**ALL ESTABLISHMENTS COMPLETE SECTIONS A AND H.** Complete the ONE section (B-G) which best describes your kind of business or activity.

***IT IS VERY IMPORTANT THAT YOU READ  
THE ACCOMPANYING INSTRUCTIONS AS YOU ANSWER THE QUESTIONS.***

**Section A – GENERAL INFORMATION**

<p><b>Item 1. EMPLOYER IDENTIFICATION NUMBER</b></p> <p><b>Is the Employer Identification Number (EIN) shown in the label the same as that used for this establishment on its latest 1997 Employer's Quarterly Federal Tax Return, Internal Revenue Service (IRS) Form 941-PR?</b></p> <p>094 1 <input type="checkbox"/> YES          2 <input type="checkbox"/> NO – Report current EIN (9 digits) → [ ][ ]-[ ][ ][ ][ ][ ][ ][ ][ ][ ]</p>	<table border="1" style="width:100%; border-collapse: collapse;"> <tr> <td style="width:30%;"><i>HOW TO REPORT DOLLAR FIGURES</i></td> <td style="width:40%;">Report dollar values rounded to thousands. <b>EXAMPLE:</b> Report \$1,125,628 as →</td> <td style="width:10%; text-align: center;">Mil- lions (000)</td> <td style="width:10%; text-align: center;">Thou- sands (000)</td> <td style="width:10%; text-align: center;">Dol- lars (000)</td> </tr> <tr> <td></td> <td></td> <td align="center"><b>1</b></td> <td align="center"><b>126</b></td> <td></td> </tr> </table>	<i>HOW TO REPORT DOLLAR FIGURES</i>	Report dollar values rounded to thousands. <b>EXAMPLE:</b> Report \$1,125,628 as →	Mil- lions (000)	Thou- sands (000)	Dol- lars (000)			<b>1</b>	<b>126</b>														
<i>HOW TO REPORT DOLLAR FIGURES</i>	Report dollar values rounded to thousands. <b>EXAMPLE:</b> Report \$1,125,628 as →	Mil- lions (000)	Thou- sands (000)	Dol- lars (000)																				
		<b>1</b>	<b>126</b>																					
<p><b>Item 2. PHYSICAL LOCATION</b></p> <p><b>a. Is the physical location of this establishment the same as the address shown in the label?</b>  <i>NOTE – P.O. boxes or rural routes are not physical locations.</i></p> <p>093 1 <input type="checkbox"/> YES          2 <input type="checkbox"/> NO – Report correct physical location below.</p> <table border="1" style="width:100%; border-collapse: collapse;"> <tr><td colspan="3">Number and street</td></tr> <tr><td>City or town</td><td>State</td><td>ZIP Code</td></tr> </table> <p><b>b. In what municipio is this establishment physically located?</b></p> <p>103 _____</p>	Number and street			City or town	State	ZIP Code	<p><b>Item 5. DOLLAR VOLUME OF BUSINESS</b></p> <table border="1" style="width:100%; border-collapse: collapse;"> <tr> <td style="width:60%;"></td> <td style="width:10%; text-align: center;">Mil.</td> <td style="width:10%; text-align: center;">Thou.</td> <td style="width:10%; text-align: center;">Dol.</td> </tr> <tr> <td><b>What was the dollar volume of merchandise sales and other operating receipts for this establishment in 1997?</b></td> <td align="center">010</td> <td></td> <td></td> </tr> </table>		Mil.	Thou.	Dol.	<b>What was the dollar volume of merchandise sales and other operating receipts for this establishment in 1997?</b>	010											
Number and street																								
City or town	State	ZIP Code																						
	Mil.	Thou.	Dol.																					
<b>What was the dollar volume of merchandise sales and other operating receipts for this establishment in 1997?</b>	010																							
<p><b>Item 3. OPERATIONAL STATUS</b></p> <p><b>a. How many months during 1997 did this firm or organization actively operate this establishment?</b></p> <table border="1" style="width:100%; border-collapse: collapse;"> <tr><td style="width:80%;">Number of months</td></tr> <tr><td align="center">002</td></tr> </table> <p><b>b. Which of the following best describes the operational status of this establishment at the end of 1997? Mark (X) only ONE box.</b></p> <p>001 1 <input type="checkbox"/> In operation          2 <input type="checkbox"/> Temporarily or seasonally inactive          3 <input type="checkbox"/> Ceased operation – Give date → [ ][ ][ ][ ][ ][ ][ ][ ][ ][ ]          4 <input type="checkbox"/> Sold or leased to another operator – Enter name, etc. below AND give date → [ ][ ][ ][ ][ ][ ][ ][ ][ ][ ]</p> <table border="1" style="width:100%; border-collapse: collapse;"> <tr><td colspan="3">Name of new owner or operator</td></tr> <tr><td colspan="3">Number and street</td></tr> <tr><td>City or town</td><td>State</td><td>ZIP Code</td></tr> </table>	Number of months	002	Name of new owner or operator			Number and street			City or town	State	ZIP Code	<p><b>Item 6. PAYROLL</b></p> <table border="1" style="width:100%; border-collapse: collapse;"> <tr> <td style="width:60%;"></td> <td style="width:10%; text-align: center;">Mil.</td> <td style="width:10%; text-align: center;">Thou.</td> <td style="width:10%; text-align: center;">Dol.</td> </tr> <tr> <td><b>a. What was the total ANNUAL payroll, before deductions, for this establishment in 1997?</b></td> <td align="center">030</td> <td></td> <td></td> </tr> <tr> <td><b>b. What was the FIRST QUARTER (January–March) payroll, before deductions?</b></td> <td align="center">031</td> <td></td> <td></td> </tr> </table>		Mil.	Thou.	Dol.	<b>a. What was the total ANNUAL payroll, before deductions, for this establishment in 1997?</b>	030			<b>b. What was the FIRST QUARTER (January–March) payroll, before deductions?</b>	031		
Number of months																								
002																								
Name of new owner or operator																								
Number and street																								
City or town	State	ZIP Code																						
	Mil.	Thou.	Dol.																					
<b>a. What was the total ANNUAL payroll, before deductions, for this establishment in 1997?</b>	030																							
<b>b. What was the FIRST QUARTER (January–March) payroll, before deductions?</b>	031																							
<p><b>Item 4. LEGAL FORM OF ORGANIZATION</b></p> <p><b>a. Which of the following best describes the legal form of organization of this establishment at the end of 1997? Mark (X) only ONE box.</b></p> <p>003 1 <input type="checkbox"/> Individual proprietorship          2 <input type="checkbox"/> Partnership          8 <input type="checkbox"/> Cooperative association          0 <input type="checkbox"/> Corporation (Do not mark if any form of cooperative association)          5 <input type="checkbox"/> Government – Specify _____          9 <input type="checkbox"/> Other – Specify _____</p> <p><b>b. If "Corporation" was marked: Which of the following best describes this establishment at the end of 1997? Mark (X) only ONE box.</b></p> <p>106 1 <input type="checkbox"/> Private corporation          2 <input type="checkbox"/> Public corporation</p>	<p><b>Item 7. EMPLOYMENT</b></p> <table border="1" style="width:100%; border-collapse: collapse;"> <tr> <td style="width:60%;"></td> <td style="width:40%; text-align: center;">Number</td> </tr> <tr> <td><b>a. How many EMPLOYEES (full- and part-time) were on your payroll during the pay period which included March 12, 1997?</b></td> <td align="center">032</td> </tr> <tr> <td><b>b. How many PROPRIETORS and PARTNERS worked 15 or more hours during the week which included March 12, 1997?</b></td> <td align="center">104</td> </tr> <tr> <td><b>c. How many UNPAID FAMILY members worked 15 or more hours during the week which included March 12, 1997?</b></td> <td align="center">105</td> </tr> </table>		Number	<b>a. How many EMPLOYEES (full- and part-time) were on your payroll during the pay period which included March 12, 1997?</b>	032	<b>b. How many PROPRIETORS and PARTNERS worked 15 or more hours during the week which included March 12, 1997?</b>	104	<b>c. How many UNPAID FAMILY members worked 15 or more hours during the week which included March 12, 1997?</b>	105															
	Number																							
<b>a. How many EMPLOYEES (full- and part-time) were on your payroll during the pay period which included March 12, 1997?</b>	032																							
<b>b. How many PROPRIETORS and PARTNERS worked 15 or more hours during the week which included March 12, 1997?</b>	104																							
<b>c. How many UNPAID FAMILY members worked 15 or more hours during the week which included March 12, 1997?</b>	105																							
<p><b>Item 8. PRINCIPAL TYPE OF BUSINESS OR ACTIVITY</b></p> <p><b>Which of the following best describes the PRINCIPAL business or activity being operated at the end of 1997? Mark (X) only ONE box.</b></p> <p>107 1 <input type="checkbox"/> WHOLESALE  <i>Continue with section B, page 3</i></p> <p>2 <input type="checkbox"/> RETAIL  <i>Continue with section C, page 5</i></p> <p>3 <input type="checkbox"/> SERVICES  <i>Continue with section D, page 7</i></p> <p>4 <input type="checkbox"/> HOTELS, MOTELS, AND OTHER LODGING PLACES – <i>Continue with section E, page 9</i></p> <p>5 <input type="checkbox"/> MANUFACTURES  <i>Continue with section F, page 10</i></p> <p>6 <input type="checkbox"/> CONSTRUCTION  <i>Continue with section G, page 14</i></p> <p>7 <input type="checkbox"/> Other – Specify in REMARKS below and skip to section H, page 17, and complete item 52.</p>	<p><b>REMARKS</b></p>																							

If not shown, please enter your 11-digit Census File Number from the address label on page 1

Census File Number

**Section B – WHOLESALE**

**Item 9. KIND OF BUSINESS – WHOLESALE**

What was the **PRINCIPAL** kind of business for this establishment in 1997 (or activity by which your business is known to the trade or public)? Mark (X) only ONE box.

- 070
- Motor vehicles and automotive parts and supplies. . . . .  5010
  - Furniture and home furnishings . . . . .  5020
  - Lumber and other construction materials . . . . .  5030
  - Office equipment . . . . .  5044
  - Computers, peripheral equipment, and software . . . . .  5045
  - Other commercial equipment (Include restaurant and hotel equipment and store machines.) . . . . .  5046
  - Medical and hospital equipment . . . . .  5047
  - Other professional equipment and supplies – *Specify* . . . . .  5049
- 
- Metals and minerals, except petroleum . . . . .  5050
  - Electrical apparatus and equipment, wiring supplies, and construction materials . . . . .  5063
  - Electrical appliances, radios, and television sets . . . . .  5064
  - Other electronic parts and equipment – *Specify* . . . . .  5065
- 
- Hardware. . . . .  5072
  - Plumbing and heating equipment and supplies . . . . .  5074
  - Construction and mining machinery. . . . .  5082
  - Industrial machinery and equipment . . . . .  5084
  - Industrial supplies. . . . .  5085
  - Service establishment equipment . . . . .  5087
  - Transportation equipment and supplies; farm, garden, and other machinery and equipment – *Specify* . . . . .  5089
- 
- Jewelry and precious stones . . . . .  5094
  - Other durable goods – *Specify* . . . . .  5099

- 
- Paper and paper products . . . . .  5110
  - Drugs, drug proprietaries, and druggists' sundries. . . . .  5120
  - Apparel, piece goods, and notions. . . . .  5130
  - Groceries and related products. . . . .  5140
  - Chemicals and allied products . . . . .  5160
  - Petroleum and petroleum products (Include bulk stations and terminals.) . . . . .  5170
  - Beer, wine, and distilled alcoholic beverages . . . . .  5180
  - Farm supplies . . . . .  5191
  - Books, periodicals, and newspapers. . . . .  5192
  - Flowers and florists' supplies. . . . .  5193
  - Paint, paint supplies, and wallpaper . . . . .  5198
  - Other nondurable goods – *Specify* . . . . .  5199

**Item 10. TYPE OF OPERATION**

Which of the following best describes the type of operation on which the major portion of your business was conducted in 1997? Mark (X) only ONE box.

- 060  11 Merchant (buying and selling on own account)
- 20  Manufacturers' sales branch or sales office
- 42  Broker, agent, commission merchant
- 77  Other type of operation – *Specify*

064 \_\_\_\_\_

**Item 11. EMPLOYMENT BY PRINCIPAL ACTIVITY**

What was the approximate number of employees by principal activity during the pay period which included March 12, 1997?

	Number
a. Selling	131
b. Sales support (including office, clerical, warehouse, driver, and maintenance employees)	132
c. Central administrative and auxiliary	133
d. Manufacturing	134
e. Other – <i>Specify</i>	135

HOW TO REPORT PERCENTS	Report percentages as whole numbers	Percent
	<b>EXAMPLE:</b> Report 38.76% as →	<b>39</b> %

**Item 12. CLASS OF CUSTOMER**

What was the percentage of 1997 sales (item 5) to each customer class?

	Percent
a. To farmers for farm use	147 %
b. To builders and contractors	149 %
c. To exporters (export sales)	141 %
d. To retailers and repair shops	143 %
e. To wholesale establishments	144 %
f. To household consumers and individual users	148 %
g. To industrial users (manufacturing and mining)	145 %
h. To institutional, commercial, and professional users	146 %
i. To governmental bodies (Federal, Commonwealth, and municipal)	150 %
<b>j. TOTAL</b> (Sum of lines a through i should equal 100%)	<b>100</b> %

**Item 13. OPERATING EXPENSES**

What were the **TOTAL 1997 operating expenses, including payroll, but excluding the cost of goods sold and interest expense?**

Mil.	Thou.	Dol.
040		

**Item 14. DOLLAR VOLUME OF BUSINESS**

a. Did this establishment sell merchandise for the account of others on a **COMMISSION** or **BROKERAGE** basis in 1997?

- 121  1 YES – Go to item 14b
- 2  NO – Skip to item 14d

b. What was the gross selling value of business conducted on a commission or brokerage basis for the account of others? (Included in item 5.)

Mil.	Thou.	Dol.
122		

c. What was the dollar volume of commissions or brokerage received on transactions reported in item 14b?

123		
-----	--	--

d. What percentage of the products sold by this establishment (including firms under common ownership or control) did your company manufacture or mine in the United States, Puerto Rico, or U.S. territories?

Percent
124 %

**NOTE** – If this is the only establishment of this firm, skip to item 15.

e. What was the dollar volume of transfer (billings) to other establishments within your company? (NOT included in item 5.)

Mil.	Thou.	Dol.
125		

## Section B – WHOLESALE (Continued)

Item 15. INVENTORIES				Item 17. COMMODITY LINES (Continued)																																																																																																																																																							
<b>a. Did you have inventories at the end of 1997?</b> 180 1 <input type="checkbox"/> YES – Go to item 15b 2 <input type="checkbox"/> NO – Skip to item 16				<table border="1" style="width: 100%; border-collapse: collapse;"> <thead> <tr> <th style="width: 70%;">Commodity lines</th> <th style="width: 10%;">Cen- sus use</th> <th style="width: 10%;">102</th> <th style="width: 10%;">Percent of sales</th> </tr> </thead> <tbody> <tr> <td>General-purpose industrial machinery, equipment, and parts</td> <td>2320</td> <td></td> <td>%</td> </tr> <tr> <td>Industrial valves and fittings</td> <td>2380</td> <td></td> <td>%</td> </tr> <tr> <td>Welding supplies (Exclude gases.)</td> <td>2440</td> <td></td> <td>%</td> </tr> <tr> <td>Drugs, pharmaceuticals, cosmetics, and toiletries</td> <td>3500</td> <td></td> <td>%</td> </tr> <tr> <td>Men's and boys' wear</td> <td>3800</td> <td></td> <td>%</td> </tr> <tr> <td>Women's and children's wear</td> <td>3900</td> <td></td> <td>%</td> </tr> <tr> <td>Footwear</td> <td>4000</td> <td></td> <td>%</td> </tr> <tr> <td>Frozen foods, packaged</td> <td>4100</td> <td></td> <td>%</td> </tr> <tr> <td>Dairy products, except dried or canned</td> <td>4200</td> <td></td> <td>%</td> </tr> <tr> <td>Poultry and poultry products (Exclude frozen packaged.)</td> <td>4300</td> <td></td> <td>%</td> </tr> <tr> <td>Confectionery</td> <td>4400</td> <td></td> <td>%</td> </tr> <tr> <td>Fish and seafoods (Exclude canned and frozen packaged.)</td> <td>4500</td> <td></td> <td>%</td> </tr> <tr> <td>Meat and meat products (Exclude canned and frozen packaged.)</td> <td>4600</td> <td></td> <td>%</td> </tr> <tr> <td>Fresh fruits and vegetables</td> <td>4700</td> <td></td> <td>%</td> </tr> <tr> <td>Coffee, tea, and spices (processed)</td> <td>4800</td> <td></td> <td>%</td> </tr> <tr> <td>Bread and baked goods</td> <td>4820</td> <td></td> <td>%</td> </tr> <tr> <td>Canned foods</td> <td>4830</td> <td></td> <td>%</td> </tr> <tr> <td>Food and beverage basic materials</td> <td>4840</td> <td></td> <td>%</td> </tr> <tr> <td>Soft drinks</td> <td>4850</td> <td></td> <td>%</td> </tr> <tr> <td>Other grocery specialties</td> <td>4860</td> <td></td> <td>%</td> </tr> <tr> <td>Grain and beans</td> <td>4900</td> <td></td> <td>%</td> </tr> <tr> <td>Plastics materials and basic forms</td> <td>5300</td> <td></td> <td>%</td> </tr> <tr> <td>Chemicals and allied products (Exclude agriculture, plastics, gases, and petroleum.)</td> <td>5330</td> <td></td> <td>%</td> </tr> <tr> <td>Petroleum products</td> <td>5400</td> <td></td> <td>%</td> </tr> <tr> <td>Liquefied petroleum gases (Exclude natural gas.)</td> <td>5420</td> <td></td> <td>%</td> </tr> <tr> <td>Beer and ale</td> <td>5600</td> <td></td> <td>%</td> </tr> <tr> <td>Wines and distilled alcoholic beverages</td> <td>5700</td> <td></td> <td>%</td> </tr> <tr> <td>Paint, paint supplies, and wallpaper</td> <td>6000</td> <td></td> <td>%</td> </tr> <tr> <td>Books, periodicals, newspapers, and miscellaneous printed materials</td> <td>6100</td> <td></td> <td>%</td> </tr> <tr> <td>Other commodities – Refer to the list of Wholesale Commodity Lines on page 18 to specify kind(s) and enter code(s).</td> <td></td> <td>Code</td> <td></td> </tr> <tr> <td>1) 076</td> <td>9811</td> <td></td> <td>%</td> </tr> <tr> <td>2) 077</td> <td>9812</td> <td></td> <td>%</td> </tr> <tr> <td>3) 078</td> <td>9813</td> <td></td> <td>%</td> </tr> <tr> <td>Service receipts and labor charges</td> <td>9700</td> <td></td> <td>%</td> </tr> <tr> <td>Miscellaneous receipts</td> <td>9980</td> <td></td> <td>%</td> </tr> <tr> <td><b>TOTAL</b></td> <td><b>9990</b></td> <td><b>100</b></td> <td><b>%</b></td> </tr> </tbody> </table>				Commodity lines	Cen- sus use	102	Percent of sales	General-purpose industrial machinery, equipment, and parts	2320		%	Industrial valves and fittings	2380		%	Welding supplies (Exclude gases.)	2440		%	Drugs, pharmaceuticals, cosmetics, and toiletries	3500		%	Men's and boys' wear	3800		%	Women's and children's wear	3900		%	Footwear	4000		%	Frozen foods, packaged	4100		%	Dairy products, except dried or canned	4200		%	Poultry and poultry products (Exclude frozen packaged.)	4300		%	Confectionery	4400		%	Fish and seafoods (Exclude canned and frozen packaged.)	4500		%	Meat and meat products (Exclude canned and frozen packaged.)	4600		%	Fresh fruits and vegetables	4700		%	Coffee, tea, and spices (processed)	4800		%	Bread and baked goods	4820		%	Canned foods	4830		%	Food and beverage basic materials	4840		%	Soft drinks	4850		%	Other grocery specialties	4860		%	Grain and beans	4900		%	Plastics materials and basic forms	5300		%	Chemicals and allied products (Exclude agriculture, plastics, gases, and petroleum.)	5330		%	Petroleum products	5400		%	Liquefied petroleum gases (Exclude natural gas.)	5420		%	Beer and ale	5600		%	Wines and distilled alcoholic beverages	5700		%	Paint, paint supplies, and wallpaper	6000		%	Books, periodicals, newspapers, and miscellaneous printed materials	6100		%	Other commodities – Refer to the list of Wholesale Commodity Lines on page 18 to specify kind(s) and enter code(s).		Code		1) 076	9811		%	2) 077	9812		%	3) 078	9813		%	Service receipts and labor charges	9700		%	Miscellaneous receipts	9980		%	<b>TOTAL</b>	<b>9990</b>	<b>100</b>	<b>%</b>
Commodity lines	Cen- sus use	102	Percent of sales																																																																																																																																																								
General-purpose industrial machinery, equipment, and parts	2320		%																																																																																																																																																								
Industrial valves and fittings	2380		%																																																																																																																																																								
Welding supplies (Exclude gases.)	2440		%																																																																																																																																																								
Drugs, pharmaceuticals, cosmetics, and toiletries	3500		%																																																																																																																																																								
Men's and boys' wear	3800		%																																																																																																																																																								
Women's and children's wear	3900		%																																																																																																																																																								
Footwear	4000		%																																																																																																																																																								
Frozen foods, packaged	4100		%																																																																																																																																																								
Dairy products, except dried or canned	4200		%																																																																																																																																																								
Poultry and poultry products (Exclude frozen packaged.)	4300		%																																																																																																																																																								
Confectionery	4400		%																																																																																																																																																								
Fish and seafoods (Exclude canned and frozen packaged.)	4500		%																																																																																																																																																								
Meat and meat products (Exclude canned and frozen packaged.)	4600		%																																																																																																																																																								
Fresh fruits and vegetables	4700		%																																																																																																																																																								
Coffee, tea, and spices (processed)	4800		%																																																																																																																																																								
Bread and baked goods	4820		%																																																																																																																																																								
Canned foods	4830		%																																																																																																																																																								
Food and beverage basic materials	4840		%																																																																																																																																																								
Soft drinks	4850		%																																																																																																																																																								
Other grocery specialties	4860		%																																																																																																																																																								
Grain and beans	4900		%																																																																																																																																																								
Plastics materials and basic forms	5300		%																																																																																																																																																								
Chemicals and allied products (Exclude agriculture, plastics, gases, and petroleum.)	5330		%																																																																																																																																																								
Petroleum products	5400		%																																																																																																																																																								
Liquefied petroleum gases (Exclude natural gas.)	5420		%																																																																																																																																																								
Beer and ale	5600		%																																																																																																																																																								
Wines and distilled alcoholic beverages	5700		%																																																																																																																																																								
Paint, paint supplies, and wallpaper	6000		%																																																																																																																																																								
Books, periodicals, newspapers, and miscellaneous printed materials	6100		%																																																																																																																																																								
Other commodities – Refer to the list of Wholesale Commodity Lines on page 18 to specify kind(s) and enter code(s).		Code																																																																																																																																																									
1) 076	9811		%																																																																																																																																																								
2) 077	9812		%																																																																																																																																																								
3) 078	9813		%																																																																																																																																																								
Service receipts and labor charges	9700		%																																																																																																																																																								
Miscellaneous receipts	9980		%																																																																																																																																																								
<b>TOTAL</b>	<b>9990</b>	<b>100</b>	<b>%</b>																																																																																																																																																								
<b>b. Are inventories of this establishment subject to the last-in, first-out (LIFO) method of valuation?</b> 185 1 <input type="checkbox"/> YES – Complete the remainder of this item 2 <input type="checkbox"/> NO – Skip to item 15c																																																																																																																																																											
<b>(1) Amount subject to LIFO costing (gross)</b>				<table border="1" style="width: 100%; border-collapse: collapse;"> <thead> <tr> <th style="width: 10%;">Mil.</th> <th style="width: 10%;">Thou.</th> <th style="width: 10%;">Dol.</th> </tr> </thead> <tbody> <tr> <td>182</td> <td></td> <td></td> </tr> <tr> <td>183</td> <td></td> <td></td> </tr> <tr> <td>184</td> <td></td> <td></td> </tr> <tr> <td>181</td> <td></td> <td></td> </tr> <tr> <td>046</td> <td></td> <td></td> </tr> </tbody> </table>				Mil.	Thou.	Dol.	182			183			184			181			046																																																																																																																																				
Mil.	Thou.	Dol.																																																																																																																																																									
182																																																																																																																																																											
183																																																																																																																																																											
184																																																																																																																																																											
181																																																																																																																																																											
046																																																																																																																																																											
<b>(a) Amount of LIFO reserve</b>																																																																																																																																																											
<b>(b) LIFO value for line (1) (net)</b>																																																																																																																																																											
<b>(2) Amount not subject to LIFO costing</b>																																																																																																																																																											
<b>c. What was the TOTAL value of all inventories for 1997?</b>																																																																																																																																																											
<b>NOTE – (LIFO users only) The sum of (1)(a), (1)(b), and (2) should equal item 15c.</b>																																																																																																																																																											
<b>Item 16. STORAGE SPACE</b> <b>Did you have warehouse, stockroom, or other inventory storage space on December 31, 1997?</b> 190 1 <input type="checkbox"/> YES – Report usable under-roof floor space excluding space occupied by interior walls, permanent aisles, elevator shafts, stairways, offices, shipping platforms, etc. →																																																																																																																																																											
				<table border="1" style="width: 100%; border-collapse: collapse;"> <tr> <td style="width: 50px;">Square feet</td> </tr> <tr> <td style="text-align: center;">191</td> </tr> </table>				Square feet	191																																																																																																																																																		
Square feet																																																																																																																																																											
191																																																																																																																																																											
2 <input type="checkbox"/> NO																																																																																																																																																											
<b>Item 17. COMMODITY LINES</b> <b>What was the estimated percentage of total 1997 sales (item 5) for each commodity line you specify for this establishment?</b>																																																																																																																																																											
Commodity lines				Cen- sus use	Percent of sales																																																																																																																																																						
New and used automobiles, motorcycles, buses, campers, and motor homes				100	102																																																																																																																																																						
Automotive parts and supplies (new and rebuilt)				0200		%																																																																																																																																																					
Used automotive parts, accessories, and equipment				0240		%																																																																																																																																																					
Tires and tubes				0300		%																																																																																																																																																					
Household and lawn furniture				0400		%																																																																																																																																																					
Linens, domestics, curtains, and draperies				0520		%																																																																																																																																																					
Lumber: rough, dressed, and finished				0600		%																																																																																																																																																					
Plywood and millwork				0620		%																																																																																																																																																					
Brick, stone, tile, sand, block, cement, and gravel				0700		%																																																																																																																																																					
Office equipment and supplies				0900		%																																																																																																																																																					
Surgical, medical, and hospital supplies				1000		%																																																																																																																																																					
Electrical apparatus and equipment				1400		%																																																																																																																																																					
Electrical appliances, household				1500		%																																																																																																																																																					
Electronic parts and equipment (except communication equipment)				1600		%																																																																																																																																																					
Hardware (Include power hand tools.)				1700		%																																																																																																																																																					
Plumbing and heating equipment and supplies (hydronics)				1800		%																																																																																																																																																					

**PROCEED TO SECTION H, PAGE 17,  
AND COMPLETE THE REST OF THE FORM.**



If not shown, please enter your 11-digit Census File Number from the address label on page 1

Census File Number

**Section C – RETAIL**

**Item 18. KIND OF BUSINESS – RETAIL**

What was the PRINCIPAL kind of business for this establishment in 1997 (or activity by which your business is known to the trade or public)? Mark (X) only ONE box.

- Building materials, hardware, garden supply, mobile home** 070
- Lumber and other building material dealer. . . . .  5211
  - Wholesale lumber and other building material dealer. . . . .  5031
  - Retail paint, glass, and wallpaper store. . . . .  5231
  - Wholesale paint, glass, and wallpaper store . . . . .  5198
  - Hardware store . . . . .  5251
  - Retail nursery, lawn, and garden supplies store . . . . .  5261

- General merchandise**
- Department store . . . . .  5311
  - Variety store. . . . .  5331
  - Miscellaneous general merchandise . . . . .  5399

- Food**
- Grocery store . . . . .  5411
  - Supermarket . . . . .  5412
  - Cash and carry . . . . .  5413
  - Meat and fish (seafood) market, freezer provisioners . . . . .  5421
  - Fruit store and vegetable market . . . . .  5431
  - Candy, nut, and confectionery store . . . . .  5441
  - Dairy products store . . . . .  5451
  - Retail bakery . . . . .  5461
  - Other food store – Specify . . . . .  5499

- Automotive dealers and gasoline service stations**
- Motor vehicle dealer – new and used cars . . . . .  5511
  - Motor vehicle dealer – used cars only . . . . .  5521
  - Auto and home supply store. . . . .  5531
  - Gasoline service station . . . . .  5541
  - Boat dealer . . . . .  5551
  - Recreational vehicle dealer . . . . .  5561
  - Miscellaneous automotive and aircraft dealer . . . . .  5599

- Apparel and accessories**
- Men’s and boys’ clothing and furnishings store . . . . .  5611
  - Women’s ready-to-wear store . . . . .  5621
  - Women’s accessory and specialty store . . . . .  5632
  - Children’s and infants’ wear store. . . . .  5641
  - Family clothing store . . . . .  5651
  - Shoe store . . . . .  5661
  - Miscellaneous apparel and accessory store – Specify . . . . .  5699

- Furniture, homefurnishings, and equipment**
- Furniture store . . . . .  5712
  - Floor covering store . . . . .  5713
  - Drapery, curtain, and upholstery store . . . . .  5714
  - Miscellaneous homefurnishings store . . . . .  5719
  - Household appliance store. . . . .  5722
  - Radio, television, and electronics store . . . . .  5731
  - Computer and software store (selling primarily to individual home consumers) . . . . .  5734
  - Record and prerecorded tape store . . . . .  5735
  - Musical instrument store . . . . .  5736

**Item 18. KIND OF BUSINESS – RETAIL (Continued)**

**Eating and drinking places**

- Eating place 070
- Cafeteria. . . . .  5811
  - Restaurant (full menu provided with waiter/waitress service and patrons seated) . . . . .  5812
  - Refreshment place or other eating place providing a limited menu of food items (hamburgers, steak, seafood, chicken, pizza, pancakes, etc.) . . . . .  5814
  - Fast food . . . . .  5815
  - Other – Specify . . . . .  5816

- Eating place with 25 or more guestrooms . . . . .  7015
- Drinking place (bar, cocktail lounge, etc.) . . . . .  5813

**Miscellaneous retail stores**

- Drug and proprietary store . . . . .  5912
- Liquor store . . . . .  5921
- Sporting goods store and bicycle shop . . . . .  5941
- Book store. . . . .  5942
- Stationery store. . . . .  5943
- School supplies store . . . . .  5943
- Jewelry store . . . . .  5944
- Hobby, toy, and game shop . . . . .  5945
- Camera and photographic supply store . . . . .  5946
- Gift, novelty, and souvenir store . . . . .  5947
- Luggage and leather goods store . . . . .  5948
- Sewing, needlework, and piece goods store . . . . .  5949
- Nonstore retailer
  - Mail order (catalog selling) . . . . .  5961
  - Operating merchandise vending machines . . . . .  5962
  - House-to-house or telephone (direct selling) . . . . .  5963
- Fuel dealer . . . . .  5983
- Liquefied petroleum gas dealer . . . . .  5984
- Florist . . . . .  5992
- Cigar store and stand . . . . .  5993
- News dealer and newsstand. . . . .  5994
- Optician’s goods store . . . . .  5995
- Other – Specify . . . . .  5999

**Item 19. UNDER-ROOF FLOOR SPACE**

Did this establishment have any under-roof floor space used as a department, variety, grocery, or drug store in 1997?

- 250 1  YES – TOTAL floor space . . . . .
- 2  NO Under-roof SELLING space . . . . .

Square feet
252
251

**Item 20. FRANCHISE NAME**

Did this establishment use a name authorized by a franchisor in 1997?

- 333 1  YES – Does the franchisor own or operate the establishment? . . . . . 1  YES
- 2  NO . . . . . 2  NO

**Item 21. SHOPPING CENTER**

Is this establishment physically located in a shopping center or mall?

- 390 1  YES
- 2  NO

## Section C – RETAIL (Continued)

<b>HOW TO REPORT PERCENTS</b>		Percent	Item 23. MERCHANDISE LINES (Continued)		
Report percentages as whole numbers <b>EXAMPLE:</b> Report 38.76% as →		<b>39</b> %	Merchandise line	Cen- sus use	Percent of sales
<b>Item 22. CLASS OF CUSTOMER</b> <b>What was the percentage of total 1997 sales (item 5) by class of customer?</b>					
		Percent			
<b>a. General public</b>		237 %	Living room, dining room, bedroom furniture (except odd beds, cots, etc.)		
<b>b. Other</b>		239 %			
<b>Item 23. MERCHANDISE LINES</b> <b>What was the estimated percentage of total 1997 sales (item 5) for each merchandise line you specify for this establishment?</b>					
Merchandise line	Cen- sus use	Percent of sales			
	230	232			
Meat, fish, and poultry	0101	%	All other furniture		
Produce (fresh fruits and vegetables)	0102	%	Floor coverings		
Frozen foods	0103	%	Home computer hardware, software, and other calculating equipment and supplies		
Dairy products and related foods	0104	%	Kitchenware and homefurnishings		
Bakery products, except frozen	0106	%	Jewelry		
All other foods, excluding pet food	0114	%	Photographic equipment and supplies		
Meals, snacks, sandwiches, nonalcoholic beverages generally served for consumption at this establishment	0120	%	Optical goods		
Alcoholic drinks (served at this establishment)	0130	%	Sporting goods and trophies		
Packaged liquor, wine, and beer	0140	%	Recreational vehicles		
Cigars, cigarettes, tobacco, and smokers' accessories (Exclude sales from vending machines owned by others.)	0150	%	Hardware, tools, plumbing, and electrical supplies		
Prescription drugs from a pharmacist	0161	%	Lawn and garden equipment and supplies, cut flowers, plants, shrubs, fertilizers, etc.		
Nonprescription medicines and vitamins, proprietary and over-the-counter ethical medicines, and other health and beauty aids	0162	%	Lumber, millwork, building materials, and home repair and modernization equipment, and supplies		
Soaps, detergents, and household cleaners	0180	%	Paint, paint sundries, glass, and wallpaper		
Paper products	0190	%	Mobile homes		
Men's and boys' wear	0200	%	New automobiles, vans, and trucks		
Women's and girls' wear	0220	%	Used automobiles, vans, and trucks		
Women's accessories	0230	%	Other powered transportation vehicles		
Footwear	0260	%	Gasoline		
Sewing, knitting, needlework goods	0270	%	Diesel fuel		
Curtains, drapes, shades, blinds, slipcovers, towels, sheets, blankets, table linens, etc.	0280	%	Other automotive fuel		
Major household appliances	0300	%	Automotive lubricants (oils, grease, etc.)		
Small electric appliances	0310	%	Automotive tires, tubes, batteries, parts, and accessories		
Televisions, video recording devices, video tapes, etc.	0320	%	Household fuels		
Audio equipment, musical instruments and supplies	0330	%	All other merchandise <i>If sales of merchandise on this line exceed 5 percent of total, specify principal lines and estimated percent of sales on next line</i>		
Sleep furniture and equipment	0343	%			
			<b>TOTAL</b>		
			9990	100	%

**PROCEED TO SECTION H, PAGE 17,  
AND COMPLETE THE REST OF THE FORM.**

If not shown, please enter your 11-digit Census File Number from the address label on page 1

Census File Number

**Section D – SERVICES**

**Item 24. KIND OF BUSINESS – SERVICES**

What was the PRINCIPAL kind of business for this establishment in 1997 (or activity by which your business is known to the trade or public)? Mark (X) only ONE box.

- Travel agencies and other passenger transportation services** 070
- Travel agency . . . . .  4724
  - Tour operator . . . . .  4725
  - Other services in arranging passenger transportation. . . . .  4729

- Personal services**
- Power laundry, family and commercial . . . . .  7211
  - Garment pressing and cleaner's agents . . . . .  7212
  - Linen supply . . . . .  7213
  - Coin-operated laundry and cleaning . . . . .  7215
  - Dry cleaning plant, except rug. . . . .  7216
  - Carpet and upholstery cleaning . . . . .  7217
  - Industrial launderers . . . . .  7218
  - Other laundry and garment services including hand laundry – *Specify* . . . . .  7219

- 
- Photographic studios, portrait . . . . .  7221
  - Beauty shop. . . . .  7231
  - Barber shop. . . . .  7241
  - Shoe repair and shoeshine parlors . . . . .  7251
  - Funeral service and crematory . . . . .  7261
  - Tax return preparation services . . . . .  7291
  - Other personal services – *Specify* . . . . .  7299

- Business services**
- Advertising agency . . . . .  7311
  - Outdoor advertising services . . . . .  7312
  - Radio, television, and publishers' advertising representatives . . . . .  7313
  - Other advertising services (except agencies) – *Specify* . . . . .  7319

- 
- Adjustment and collection services . . . . .  7322
  - Mercantile credit reporting agency . . . . .  7323
  - Direct mail advertising services . . . . .  7331
  - Photocopying and duplicating services . . . . .  7334
  - Commercial photography . . . . .  7335
  - Commercial art and graphic design . . . . .  7336
  - Secretarial and court reporting services . . . . .  7338
  - Disinfecting and exterminating services . . . . .  7342
  - Cleaning and maintenance services. . . . .  7349
  - Medical equipment rental and leasing . . . . .  7352
  - Heavy construction and earthmoving equipment, rental and leasing. . . . .  7353
  - Other equipment rental and leasing (except computers or automotive) . . . . .  7359
  - Employment agency . . . . .  7361
  - Temporary help supply services . . . . .  7363
  - Computer programming services . . . . .  7371
  - Prepackaged software . . . . .  7372
  - Computer integrated systems design . . . . .  7373

**Item 24. KIND OF BUSINESS – SERVICES (Continued)**

- Business services (Continued)** 070
- Data processing services. . . . .  7374
  - Information retrieval services . . . . .  7375
  - Computer facilities management services . . . . .  7376
  - Computer rental and leasing . . . . .  7377
  - Computer maintenance and repair . . . . .  7378
  - Computer related services . . . . .  7379
  - Detective, guard, and armored car services . . . . .  7381
  - Security systems services . . . . .  7382
  - News syndicates . . . . .  7383
  - Photofinishing laboratory . . . . .  7384
  - Other business services – *Specify* . . . . .  7389

- Automobile repair and services**
- Truck rental and leasing, without driver . . . . .  7513
  - Passenger car rental . . . . .  7514
  - Passenger car leasing . . . . .  7515
  - Utility trailer and recreational vehicle rental . . . . .  7519
  - Automobile parking . . . . .  7521
  - Top, body, and upholstery repair and painting shop . . . . .  7532
  - Auto exhaust systems repair shop . . . . .  7533
  - Tire retreading and repair shop . . . . .  7534
  - Automotive glass replacement shop . . . . .  7536
  - Automotive transmission repair shop. . . . .  7537
  - General automotive repair shop. . . . .  7538
  - Other automotive repair shop – *Specify* . . . . .  7539

- 
- Carwash . . . . .  7542
  - Other automotive services – *Specify* . . . . .  7549

- Miscellaneous repair services**
- Radio and television repair . . . . .  7622
  - Refrigeration and air conditioning service and repair shop. . . . .  7623
  - Electrical and electronic repair shop (except computer repair). . . . .  7629
  - Watch, clock, and jewelry repair. . . . .  7631
  - Reupholstery and furniture repair. . . . .  7641
  - Welding repair . . . . .  7692
  - Armature rewinding shop . . . . .  7694
  - Other repair services, including sewer and septic tank cleaning services – *Specify* . . . . .  7699

- Motion pictures**
- Motion picture and video production . . . . .  7812
  - Services allied to motion pictures. . . . .  7819
  - Motion picture and tape distribution . . . . .  7822
  - Motion picture distribution services. . . . .  7829
  - Theatres, except drive-in. . . . .  7832
  - Video tape rental . . . . .  7841

**Section D – SERVICES (Continued)**

**Item 24. KIND OF BUSINESS – SERVICES (Continued)**

**Amusement and recreation services, except motion pictures**

- 070
- Dance studios, schools, and halls . . . . .  7911
  - Theatrical producers and services. . . . .  7922
  - Bands, orchestras, actors, and other entertainers and entertainment groups . . . . .  7929
  - Bowling center . . . . .  7933
  - Commercial sports clubs, managers, and sports promoters . . . . .  7941
  - Racing, including track operation . . . . .  7948
  - Physical fitness facility . . . . .  7991
  - Public golf course. . . . .  7992
  - Coin-operated amusement devices . . . . .  7993
  - Lottery agency (except horserace) . . . . .  7994
  - Horserace betting agency . . . . .  7995
  - Amusement parks . . . . .  7996
  - Membership sports and recreation club . . . . .  7997
  - Cockfight arena . . . . .  7998
  - Other amusement and recreation services – *Specify* . . . . .  7999

**Medical and dental laboratories**

- Dental laboratory . . . . .  8072
- Other dental and medical services – *Specify* . . . . .  8021

**Legal services**

- Legal services. . . . .  8111
- Legal aid society (or other nonprofit legal services) – *Specify* . . . . .  9002

**Museums, art galleries, and botanical and zoological gardens**

- Museums and art galleries. . . . .  8412
- Botanical and zoological gardens . . . . .  8422

**Engineering, architectural, land surveying, research, management, and related services**

- Engineering services . . . . .  8711
  - Architectural services . . . . .  8712
  - Surveying services . . . . .  8713
  - Commercial, physical, and biological research. . . . .  8731
  - Commercial, economic, sociological, and educational nonphysical research. . . . .  8732
  - Commercial testing laboratory . . . . .  8734
  - Management services . . . . .  8741
  - Management consulting services . . . . .  8742
  - Public relations services . . . . .  8743
  - Facilities support management services . . . . .  8744
  - Other business consulting services – *Specify* . . . . .  8748
- Other kind of services – *Specify* . . . . .  8999

**HOW TO REPORT PERCENTS**

Report percentages as whole numbers

**EXAMPLE:** Report 38.76% as →

Percent

**39** %

**Item 25. MERCHANDISE SALES**

**a. Did this establishment sell any merchandise over-the-counter or separate from services provided in 1997?**

- 371 1  YES – *Complete b below*
- 2  NO – *Skip to item 26*

**b. What was the estimated percentage of total 1997 receipts (item 5) from the sale of such merchandise? If more than 50 percent, describe the type of merchandise sold in the REMARKS section below.**

Percent
372
%

**Item 26. SHOPPING CENTER**

**Is this establishment physically located in a shopping center or mall?**

- 390 1  YES
- 2  NO

REMARKS

**PROCEED TO SECTION H, PAGE 17, AND COMPLETE THE REST OF THE FORM.**

If not shown, please enter your 11-digit Census File Number from the address label on page 1

Census File Number

**Section E – HOTELS, MOTELS, AND OTHER LODGING PLACES**

**Item 27. KIND OF BUSINESS – HOTELS, MOTELS, AND OTHER LODGING PLACES**

What was the **PRINCIPAL** kind of business for this establishment in 1997 (or activity by which your business is known to the trade or public)? Mark (X) only ONE box.

**Hotels, motels, and guest houses**

- Hotel with 100 or more guestrooms . . . . .  7011
- Hotel with 25 to 99 guestrooms . . . . .  7012
- Hotel with less than 25 guestrooms. . . . .  7013
- Recreational hotel (tourist villas and paradores) . . . . .  7014
- Motel . . . . .  7015
- Guest houses . . . . .  7016
- Organizational hotel or lodging house, with rooms open to the general public. . . . .  7041

**Other lodging places**

- Sporting and recreational camps – *Specify* . . .  7032
- Trailer parks and campsites (transients) . . . . .  7033
- Residential mobile home park. . . . .  6515
- Children’s day camp . . . . .  7999

Skip to section H, page 17

**Other kinds of activity or operation**

- Restaurant, including –
- Hotel with 100 or more guestrooms . . . . .  7018
- Hotel with 25 to 99 guestrooms . . . . .  7019
- Motel with 25 or more guestrooms . . . . .  7015
- Less than 25 guestrooms . . . . .  5812
- Other kind of activity – *Specify* . . . . .  7099

<b>HOW TO REPORT PERCENTS</b>	Report percentages as whole numbers	Percent
	<b>EXAMPLE:</b> Report 38.76% as →	<b>39</b> %

**Item 28. SOURCES OF RECEIPTS**

Receipts must be reported as percentages of total 1997 receipts (item 5).

Exclude occupancy or other taxes collected from customers.

**a. Receipts from customers**

What was the estimated percentage of 1997 sales and receipts from customers for the following? (DO NOT include receipts from coin-operated machines maintained by others.)

	Census use	Percent
(1) Guestroom or unit rentals (If meals are included as a room package, estimate the percentage for meals on line a(3).)	400	402 %
(2) Receipts from casino operations	0040	%
(3) Sales of meals and nonalcoholic beverages	0120	%
(4) Sales of alcoholic beverages for consumption on premises	0130	%
(5) Sales of packaged liquor, wine, or beer	0140	%
(6) Sales of other merchandise	9800	%
(7) All other receipts from customers (Include ballrooms, convention halls, laundry, valet, and other services.)	9980	%
<b>(8) TOTAL</b> (Sum of lines (1) through (7) should equal 100%)	<b>9990</b>	<b>100</b> %

**b. Receipts from other sources**

Were any receipts OTHER than from customers received by this establishment in its business operation? (Include rental and commission receipts from operators of leased departments, concessions and stores, and coin-operated machines.)

378 1  YES – What was the amount? →

Mil.	Thou.	Dol.
379		

2  NO

**Item 29. NUMBER AND TYPE OF ACCOMMODATIONS**

**a. What was the number of rooms, units, or quarters primarily rented as transient as of December 31, 1997?** The number of guestrooms, units, or quarters consists of the number which can be rented as single units. Suites of rooms which cannot be subdivided should be counted as a single unit.

Number as of December 31, 1997
381

**b. Were more than half of guestroom or unit rental receipts in 1997 from transient guests?**

- 383 1  YES
- 2  NO

**Item 30. PUERTO RICO TOURIST ENCOURAGEMENT LAW**

Did this establishment operate under the Puerto Rico Tourist Encouragement Law in 1997?

- 385 1  YES
- 2  NO

**PROCEED TO SECTION H, PAGE 17, AND COMPLETE THE REST OF THE FORM.**

## Section F – MANUFACTURES

### Item 31. KIND OF ACTIVITY – MANUFACTURES

**What was the PRINCIPAL kind of manufacturing activity for this establishment in 1997 (or activity by which the establishment is known to the trade or public)?** *Mark (X) only ONE box.*

#### Food and kindred products

070

- Meat packing plants . . . . .  2011
- Sausages and other prepared meat products from purchased materials . . . . .  2013
- Poultry slaughtering and processing . . . . .  2015
- Cheese natural and processed . . . . .  2022
- Ice cream and frozen desserts, except frozen bakery products . . . . .  2024
- Fluid milk and cream . . . . .  2026
- Other dairy products – *Specify* . . . . .  2029

- 
- Canned specialties, such as baby food and soups, except seafood . . . . .  2032
  - Canned fruits, vegetables, preserves, jams, and jellies . . . . .  2033
  - Frozen and preserved foods – *Specify* . . . . .  2038

- 
- Prepared feed and feed ingredients for animals and fowls, except dogs and cats . . . . .  2048
  - Other grain mill products – *Specify* . . . . .  2049

- 
- Bread and other bakery products . . . . .  2051
  - Cookies and crackers . . . . .  2052
  - Frozen bakery products, except bread . . . . .  2053
  - Candy and other confections, including chocolate candy . . . . .  2064
  - Other sugar products, peanuts, and nuts – *Specify* . . . . .  2069

- 
- Edible fats and oils – *Specify* . . . . .  2079

- 
- Distilled and blended liquors . . . . .  2085
  - Bottled and canned soft drinks . . . . .  2086
  - Flavoring extracts and syrups . . . . .  2087
  - Other beverages – *Specify* . . . . .  2089

- 
- Canned and cured fish and seafoods . . . . .  2091
  - Roasted coffee, coffee concentrates, and extracts . . . . .  2095
  - Manufactured ice . . . . .  2097
  - Other food preparations and kindred products – *Specify* . . . . .  2099

#### Tobacco products

- Cigars . . . . .  2121
- Other tobacco products – *Specify* . . . . .  2129

#### Textile mill products

- Knit outerwear mills, such as sweaters and sweat shirts . . . . .  2253
- Fabrics, carpets, yarn and thread, and other textile mill products – *Specify* . . . . .  2299

### Item 31. KIND OF ACTIVITY – MANUFACTURES (Continued)

#### Apparel and other finished products made from fabrics and similar materials

070

- Men's and boys' suits and coats . . . . .  2311
- Men's and boys' shirts . . . . .  2321
- Men's and boys' underwear and nightwear . . . . .  2322
- Men's and boys' trousers and slacks . . . . .  2325
- Men's and boys' work clothing . . . . .  2326
- Other men's and boys' clothing and furnishings – *Specify* . . . . .  2329

- 
- Women's and misses' blouses and shirts . . . . .  2331
  - Women's, misses', and juniors' dresses . . . . .  2335
  - Other women's, misses', and juniors' outerwear – *Specify* . . . . .  2339

- 
- Women's and children's underwear and nightwear . . . . .  2341
  - Bras, girdles, and allied garments . . . . .  2342
  - Girls' and children's dresses and blouses . . . . .  2361
  - Other girls' and children's outerwear . . . . .  2369
  - Curtains and draperies . . . . .  2391
  - Homefurnishings . . . . .  2392
  - Pleating and stitching . . . . .  2395
  - Automotive and apparel trimming . . . . .  2396
  - Other apparel and finished products – *Specify* . . . . .  2399

#### Lumber and wood products, except furniture

- Sawmills, flooring mills, and other special products sawmills – *Specify* . . . . .  2429

- 
- Wood millwork covered with metal and plastic materials . . . . .  2431
  - Wood kitchen cabinets and bathroom vanities . . . . .  2434
  - Hardwood and softwood veneer and plywood, and other structural wood members – *Specify* . . . . .  2439

- 
- Wood or wood and metal combination pallets and skids . . . . .  2448
  - Other wood containers – *Specify* . . . . .  2449

- 
- Wood preserving . . . . .  2491
  - Other wood products – *Specify* . . . . .  2499

#### Furniture and fixtures

- Wood household furniture, except upholstered . . . . .  2511
- Wood household furniture, upholstered . . . . .  2512
- Metal household furniture . . . . .  2514
- Mattresses, foundations, and convertible beds . . . . .  2515
- Other household furniture – *Specify* . . . . .  2519

- 
- Wood office furniture and other office furniture – *Specify* . . . . .  2529

- 
- Public building and related furniture . . . . .  2531
  - Wood shelving, lockers, and store fixtures . . . . .  2541
  - Office and store fixtures, except wood . . . . .  2542
  - Drapery hardware and window blinds and shades . . . . .  2591
  - Other furniture and fixtures – *Specify* . . . . .  2599

If not shown, please enter your 11-digit Census File Number from the address label on page 1

Census File Number

**Section F – MANUFACTURES (Continued)**

**Item 31. KIND OF ACTIVITY – MANUFACTURES (Continued)**

**Paper and allied products**

070

- Paper mills . . . . .  2621
- Paperboard mills . . . . .  2631
- Setup paperboard boxes . . . . .  2652
- Corrugated and solid fiber boxes . . . . .  2653
- Folding paperboard boxes . . . . .  2657
- Other paperboard containers and boxes – *Specify* . . . . .  2659

- Plastics, foil, and coated paper bags . . . . .  2673
- Other paper and allied products – *Specify* . . . . .  2679

**Printing, publishing, and allied industries**

- Newspapers: publishing, or publishing and printing . . . . .  2711
- Periodicals: publishing, or publishing and printing . . . . .  2721
- Books and pamphlets: publishing, or publishing and printing . . . . .  2731
- Miscellaneous publishing activities . . . . .  2741
- Commercial printing, lithographic . . . . .  2752
- Commercial printing, gravure . . . . .  2754
- Other commercial printing . . . . .  2759
- Manifold business forms . . . . .  2761
- Other printing and publishing – *Specify* . . . . .  2799

**Chemicals and allied products**

- Industrial gases and other inorganic chemicals – *Specify* . . . . .  2819
- Plastic materials and resins . . . . .  2821
- Other synthetics and manmade fibers, except glass – *Specify* . . . . .  2829
- Medicinal chemicals and botanical products . . . . .  2833
- Pharmaceutical preparations for human or veterinary use . . . . .  2834
- Diagnostic substances . . . . .  2835
- Soap and other detergents . . . . .  2841
- Polishes and sanitation goods preparations . . . . .  2842
- Surface active agents . . . . .  2843
- Perfumes, cosmetics, and other toilet preparations . . . . .  2844
- Paints and related products . . . . .  2851
- Adhesives and sealants . . . . .  2891
- Other chemicals and chemical preparations – *Specify* . . . . .  2899

**Petroleum refining and related industries**

- Petroleum refining, including gasoline and oil . . . . .  2911
- Asphalt paving mixtures and blocks . . . . .  2951
- Other petroleum and coal products – *Specify* . . . . .  2999

**Item 31. KIND OF ACTIVITY – MANUFACTURES (Continued)**

**Rubber and miscellaneous plastics products**

070

- Laminated plastics plate and sheet . . . . .  3083
- Plastics bottles . . . . .  3085
- Other rubber and plastics products – *Specify* . . . . .  3089

**Leather and leather products**

- Men's footwear, except athletic . . . . .  3143
- Women's handbags and purses . . . . .  3171
- Personal leather goods, except women's handbags and purses . . . . .  3172
- Other leather and leather products – *Specify* . . . . .  3199

**Stone, clay, glass, and concrete products**

- Glass products made of purchased glass . . . . .  3231
- Concrete block and brick . . . . .  3271
- Concrete products, except block and brick . . . . .  3272
- Ready-mixed concrete . . . . .  3273
- Cut stone and stone products . . . . .  3281
- Other products made of glass, hydraulic cement, clay, pottery, gypsum, lime, abrasive, asbestos, and nonmetallic mineral products – *Specify* . . . . .  3299

**Primary metal industries**

- Steel wiredrawing and steel nails and spikes . . . . .  3315
- Iron and steel foundries, nonferrous metals, and other primary metal industries products – *Specify* . . . . .  3399

**Fabricated metal products**

- Metal cans . . . . .  3411
- Heating equipment, except electric . . . . .  3433
- Fabricated structural metal . . . . .  3441
- Metal doors, sash, and trim . . . . .  3442
- Fabricated plate work (boiler shop) . . . . .  3443
- Sheet metal work . . . . .  3444
- Architectural and ornamental metal work . . . . .  3446
- Other structural metal work – *Specify* . . . . .  3449
- Screw machine products . . . . .  3451
- Bolts, nuts, screws, rivets, and washers . . . . .  3452
- Other metal stampings – *Specify* . . . . .  3469

- Plating and polishing of metals . . . . .  3471
- Miscellaneous fabricated wire products . . . . .  3496
- Other fabricated metal products – *Specify* . . . . .  3499

**Industrial and commercial machinery and computer equipment**

- Special dies, tools, jigs, and fixtures . . . . .  3544
- Other metalworking machinery and equipment – *Specify* . . . . .  3549
- Electronic computers . . . . .  3571

## Section F – MANUFACTURES (Continued)

### Item 31. KIND OF ACTIVITY – MANUFACTURES (Continued)

#### Industrial and commercial machinery and computer equipment (Continued)

- Computer peripheral equipment, including printers, plotters, and graphic displays . . . . .  3577 070  
 Other office equipment including calculators, terminals, and computer storage devices – *Specify* . . . . .  3579
- 
- Refrigeration (air-conditioning) and heating equipment. . . . .  3585  
 Other industrial and commercial machinery and computer equipment– *Specify* . . . . .  3599

#### Electronic and electrical equipment and components, except computer equipment

- Power, distribution, and specialty transformers . . . . .  3612  
 Switchgear and switchboard apparatus . . . . .  3613  
 Other electrical industrial apparatus – *Specify* . . . . .  3629
- 
- Household appliances – *Specify* . . . . .  3639
- 
- Current-carrying wiring devices . . . . .  3643  
 Other electric lighting and wiring equipment – *Specify* . . . . .  3648
- 
- Telephone and telegraph apparatus . . . . .  3661  
 Radio, TV, and other communication equipment – *Specify* . . . . .  3669
- 
- Printed circuit boards. . . . .  3672  
 Electronic coils, transformers, and inductors. . . . .  3677  
 Other electronic and electrical equipment and components – *Specify* . . . . .  3679

#### Transportation equipment

- Motor vehicle parts and accessories . . . . .  3714  
 Motor vehicles and motor vehicle equipment – *Specify* . . . . .  3719
- 
- Boat building and repairing . . . . .  3732  
 Aircraft, ship, and other transportation; parts, equipment, and repairing – *Specify* . . . . .  3799

#### Measuring, analyzing, and controlling instruments; photographic, medical and optical goods; watches and clocks

- Instruments to measure electricity . . . . .  3825  
 Surgical, medical, and veterinary instruments and apparatus. . . . .  3841  
 Orthopedic, prosthetic, and surgical appliances and supplies . . . . .  3842  
 Dental equipment and supplies; radiographic, irradiation, electromedical, and electrotherapeutic apparatus – *Specify* . . . . .  3849
- 
- Ophthalmic goods (contact lenses, eyeglasses, and sunglasses) . . . . .  3851  
 Other measuring, analyzing and controlling instruments; photographic and optical goods; watches and clocks – *Specify* . . . . .  3879

### Item 31. KIND OF ACTIVITY – MANUFACTURES (Continued)

#### Miscellaneous manufacturing industries

- 070
- Jewelry, precious metal . . . . .  3911  
 Silverware and plated ware . . . . .  3914  
 Jewelers' materials and lapidary work . . . . .  3915  
 Costume jewelry and costume novelties . . . . .  3961  
 Fasteners, buttons, needles, and pins. . . . .  3965  
 Signs and advertising specialties . . . . .  3993  
 Other manufacturing industries – *Specify* . . . . .  3999

### Item 32. SHIPMENTS AND OTHER RECEIPTS

	Mil.	Thou.	Dol.
<b>a. What was the total VALUE OF SHIPMENTS for products made in this establishment in 1997?</b> (Include interplant transfers.)	601		
<b>b. What were the receipts for CONTRACT WORK performed for others on their materials?</b> (Describe products worked on and kind of work.)	602		
<b>c. What were the MISCELLANEOUS RECEIPTS for –</b>	603		
(1) Sales of scrap and refuse?			
(2) Other miscellaneous receipts (including receipts for repair work, etc.)?	604		
<b>d. What were the receipts for RESALES, i.e., sales of products bought and sold without further manufacture, processing, or assembly in this establishment?</b>	605		

### Item 33. EMPLOYMENT AND HOURS WORKED

		Number of employees
<b>a. How many PRODUCTION WORKERS were employed in 1997 during the pay period including the 12th of the month for the months shown?</b>	610	
(1) March		
(2) May	611	
(3) August	612	
(4) November	613	
<b>b. How many other employees were employed during the pay period including March 12?</b>	615	
<b>c. How many hours were worked by PRODUCTION WORKERS by quarter?</b>	616	Hours worked
(1) January through March		
(2) April through June	617	
(3) July through September	618	
(4) October through December	619	
(5) TOTAL hours worked (Sum of lines (1) through (4))	620	



If not shown, please enter your 11-digit Census File Number from the address label on page 1

Census File Number

**Section F – MANUFACTURES (Continued)**

**Item 34. PAYROLL**

What was the annual payroll, before deductions, for this establishment for the entire calendar year 1997?

	Mil.	Thou.	Dol.
a. Production workers	625		
b. All other employees	626		

**Item 35. SELECTED COSTS**

What was the cost to this establishment in 1997 for materials and services used?

	Mil.	Thou.	Dol.
a. Electricity	630		
b. Fuels consumed for heat or power	631		
c. Contract labor for production	632		
d. Contract work and nonproduction labor done for you by others	633		
e. Products bought and resold in the same condition	634		
f. Materials, parts, components, containers, etc.	635		

**Item 36. INVENTORIES**

a. Did you have inventories at the end of 1996 or 1997?

- 636 1  YES – Go to item 36b  
2  NO – Skip to item 37

b. Are inventories of this establishment subject to the last-in, first-out (LIFO) method of valuation?

- 637 1  YES – Complete the remainder of this item  
2  NO – Skip to item 36c

	END OF 1997			END OF 1996		
	Mil.	Thou.	Dol.	Mil.	Thou.	Dol.
(1) Amount subject to LIFO costing (gross)	638			639		
(a) Amount of LIFO reserve	640			641		
(b) LIFO value for line (1) (net)	642			643		
(2) Amount not subject to LIFO costing	644			645		

c. What was the TOTAL value of all inventories at the end of 1996 and 1997?

	END OF 1997			END OF 1996		
	Mil.	Thou.	Dol.	Mil.	Thou.	Dol.
(1) Materials, supplies, etc.	646			647		
(2) Work-in-process	648			649		
(3) Finished goods	650			651		
(4) TOTAL inventories (Sum of lines (1) through (3))	652			653		

NOTE – (LIFO users only) The sum of b(1)(a), b(1)(b), and b(2) should equal line c(4).

**Item 37. CAPITAL EXPENDITURES**

a. What were the capital expenditures for USED buildings and machinery in 1997 (excluding land)? (New capital expenditures should NOT be included in item 37a, but should be reported below in item 37b.)

Mil.	Thou.	Dol.
655		

**Item 37. CAPITAL EXPENDITURES (Continued)**

b. What were the capital expenditures for NEW buildings and machinery?

(1) Buildings and other structures (Exclude land.)

(2) Machinery and equipment

	Mil.	Thou.	Dol.
(1) Buildings and other structures (Exclude land.)	656		
(2) Machinery and equipment	657		

**Item 38. VALUE OF PRODUCTS SHIPPED AND CONTRACT WORK PERFORMED BY CUSTOMER LOCATION**

What was the total dollar value of products made and contract work performed in 1997 for each of the following customer locations?

Customer location (1)	Value of products shipped (2)			Value of contract work (3)		
	Mil.	Thou.	Dol.	Mil.	Thou.	Dol.
a. U.S. and territories (Do not include Puerto Rico and the Virgin Islands.)	659			660		
b. Virgin Islands	661			662		
c. Central America, South America, and Caribbean Zone (Do not include the Virgin Islands.)	663			664		
d. Other foreign places	665			666		
e. Puerto Rico – Complete lines f through l below	667			668		

If you reported on line e, columns (2) and (3): What was the distribution of shipments or contract work for customers located in Puerto Rico? (Sum of lines f through l should equal the entries for line e above.)

Class of customer (1)	Value of products shipped (2)			Value of contract work (3)		
	Mil.	Thou.	Dol.	Mil.	Thou.	Dol.
f. Wholesalers	670			671		
g. Retailers	672			673		
h. Household consumers	674			675		
i. Commonwealth government	676			677		
j. Construction companies	678			679		
k. Other manufacturing establishments	680			681		
l. Other customers	682			683		

**Item 39. SPECIAL INQUIRY**

If "Corporation" was marked in item 4: Which of the following best describes this establishment at the end of 1997? Mark (X) only ONE box.

- 685 1  Domestic corporation  
2  Nondomestic corporation under section 936  
3  Nondomestic corporation under section 30A  
4  Other nondomestic corporation

**PROCEED TO SECTION H, PAGE 17, AND COMPLETE THE REST OF THE FORM.**

## Section G – CONSTRUCTION

**Item 40. KIND OF ACTIVITY – CONSTRUCTION**  
**a. Describe the PRINCIPAL kind of construction activity this establishment engaged in during 1997.**

**HOW TO REPORT PERCENTS**

Report percentages as whole numbers  
**EXAMPLE:** Report 38.76% as  $\rightarrow$

Percent	
<b>39</b>	%

**b. What was the estimated percentage of the TOTAL DOLLAR VALUE OF BUSINESS DONE in 1997 (item 5) for each of the following activities?**

**Construction activities**

	Percent	
Building construction on land owned by others – general contractor	703	%
Building construction on land owned by you	704	%
Construction of highways, streets, parking lots, airport runways, and work related to highway and street construction	705	%
Heavy construction such as bridges, tunnels, water, sewer, and other utility lines	706	%
Other heavy construction such as petrochemical and industrial complex power plant	707	%
Subdividing and preparing your own land for sale	708	%
Subdividing and preparing your own land for rent or lease	709	%
Subdividing and preparing land owned by others	710	%

**NOTE** – General contractors who did any of the following special trades as part of a general contract should NOT fill out these boxes; but if work was done in 1997 as a Special Trade Contractor, fill out the boxes that apply.

	Percent	
Plastering, drywall, acoustical, and insulation work	711	%
Plumbing, heating, and air-conditioning	712	%
Roofing, siding, and sheet metal work	713	%
Carpentry work	714	%
Concrete work	715	%
Electrical work	716	%
Installation or erection of building equipment	717	%
Excavation work	718	%
Floor laying and other floor work	719	%
Glass and glazing work	720	%
Masonry, stone setting, and other stonework	721	%
Painting and paper hanging	722	%
Structural steel erection	723	%

**Item 40. KIND OF ACTIVITY – CONSTRUCTION (Continued)**

**Construction activities (Continued)**

	Percent	
Swimming pool contractor	724	%
Terrazo, tile, marble, and mosaic work	725	%
Water well drilling	726	%
Wrecking and demolition work	727	%
Other types of contracting – <i>Specify kind</i>	728	%
	729	%
	730	%

**Activities other than construction**

Architectural and engineering services	731	%
Rental of construction machinery and equipment	732	%
Retail trade – <i>Specify kind</i>	733	%
	734	%
Sale of land	735	%
Wholesale trade, manufacturing, and transportation	736	%
Construction management	737	%
Other business activities – <i>Specify kinds</i>	738	%
	739	%

**TOTAL** **100** %

If not shown, please enter your 11-digit Census File Number from the address label on page 1

Census File Number

**Section G – CONSTRUCTION (Continued)**

**Item 41. DOLLAR VALUE OF BUSINESS**

Mil.	Thou.	Dol.
741		

a. What was the dollar value of all construction work done in 1997? →

INCLUDE –

- New construction
- Additions and alterations, or reconstruction
- Special trades contracting work
- Maintenance and repair work
- Land development and improvement
- Buildings and other structures built for sale, excluding the value of the land
- Installation and service of equipment
- Construction work on own account

b. What were your receipts from kinds of business other than those reported above in 1997? →

Mil.	Thou.	Dol.
742		

INCLUDE –

- Architectural and engineering services
- Rental of machinery and equipment
- Sale of land
- Retail trade
- Other services

**Item 42. TYPES OF CONSTRUCTION**

What was the estimated percentage of the amount you reported in item 41a (the dollar value of construction work done in 1997) for each of the types of construction listed below? (For each entry in column (a), show the percentage of new construction (include additions and alterations) in column (b) and the percentage of maintenance and repair work in column (c).)

**NOTE –** Column (b) + column (c) = column (a).

Type of construction	Percent of construction work done (a)	Breakdown of column (a)	
		New construction (b)	Maintenance and repair work (c)
<b>BUILDING CONSTRUCTION</b>	744	746	748
Single family houses (detached, attached, and townhouses)	%	%	%
Apartment buildings and other residential buildings	%	%	%
Industrial buildings and warehouses	%	%	%
Commercial buildings (banks, offices, stores, restaurants, public garages, automobile service stations, and recreational buildings)	%	%	%
Other nonresidential buildings – Specify	768	770	772
	%	%	%
<b>NONBUILDING CONSTRUCTION</b>	774	776	778
Highways, streets, and related work	%	%	%
Bridges, tunnels, and elevated highways	%	%	%
Water, sewer, pipeline, communication transmission lines, and power lines	786	788	790
Other nonbuilding construction – Specify	792	794	796
	%	%	%
<b>TOTAL</b> value of construction work done (Sum of column (b) + column (c) should equal 100%)	<b>100</b> %	798	800

**Item 43. EMPLOYMENT AND HOURS WORKED**

a. How many CONSTRUCTION WORKERS were employed in 1997 during the pay period including the 12th of the month for the months shown?

(Include permanent or temporary, full- or part-time.)

(1) March

(2) May

(3) August

(4) November

b. How many other employees were employed during the pay period including March 12?

c. How many hours were worked by CONSTRUCTION WORKERS by quarter?

(1) January through March

(2) April through June

(3) July through September

(4) October through December

(5) TOTAL hours worked (Sum of lines (1) through (4))

Number of employees
825
826
827
828
829
Hours worked
830
831
832
833
834

**Item 44. PAYROLL**

What was the annual payroll, before deductions, for this establishment in 1997?

a. Construction workers

b. All other employees

Mil.	Thou.	Dol.
835		
836		

**Item 45. CONSTRUCTION WORK SUBCONTRACTED OUT**

What was the cost to this establishment in 1997 for construction work subcontracted out to other construction contractors? (Include construction work done by manufacturing firms and value of materials sold to subcontractors.)

Mil.	Thou.	Dol.
837		

**Section G – CONSTRUCTION (Continued)**

Item 46. SELECTED COSTS	Mil.	Thou.	Dol.
	<b>What was the cost to this establishment in 1997 for materials and services used?</b>	838	
a. Electricity			
b. Gasoline, diesel fuel, and gasohol	839		
c. Other fuels for heat or power such as natural gas and lubricants, oils, and greases.	840		
d. Communication and repairs to machinery, equipment, buildings, and other structures	841		
e. Rental or lease of construction machinery and equipment, transportation equipment, buildings and other structures, office equipment, and fixtures (Do not include payments for subcontract work.)	842		
f. Materials, components, and supplies	843		

Item 47. WORK FOR OTHER CONTRACTORS OR BUILDERS	Percent
<b>Did this establishment do any work for other contractors or builders in 1997?</b>	854
853 <input type="checkbox"/> YES – Estimate the percentage of the dollar value of construction work done in 1997 (item 41a) accounted for by such work.	
<input type="checkbox"/> NO	

Item 48. OWNERSHIP OF CONSTRUCTION PROJECTS	Percent
<b>What was the percentage of the dollar value of construction work done (item 41a) on government-owned projects and on privately-owned projects in 1997?</b>	855
a. Government-owned construction (Federal, Commonwealth, municipal)	
b. Privately-owned construction	856
c. <b>TOTAL</b> value of construction work done in 1997 (item 41a)	<b>100</b> %

Item 49. ASSETS, CAPITAL EXPENDITURES, AND DEPRECIATION	Buildings, job-site trailers, additions, and related facilities, excluding land (1)			Machinery, equipment, and vehicles (2)		
	Mil.	Thou.	Dol.	Mil.	Thou.	Dol.
	a. <b>What was the GROSS value of depreciable assets (usually original cost) at the BEGINNING of 1997?</b>	857			858	
b. <b>What were the capital expenditures for NEW automobiles, trucks, etc. (intended primarily for highway use) during 1997?</b>				859		
c. <b>What were the capital expenditures for NEW buildings, machinery, and job-site vehicles during 1997?</b>	860			861		
d. <b>What were the capital expenditures for USED buildings and machinery during 1997?</b> (Include used automobiles, trucks, etc.)	862			863		
e. <b>What was the GROSS value of depreciable assets sold, retired, scrapped, etc. in 1997?</b>	864			865		
f. <b>What was the GROSS value of depreciable assets at the END of 1997?</b> (Sum of a + b + c + d – e)	866			867		
g. <b>What were the depreciation charges for 1997?</b>	868			869		

**PROCEED TO SECTION H, PAGE 17, AND COMPLETE THE REST OF THE FORM.**

If not shown, please enter your 11-digit Census File Number from the address label on page 1

Census File Number

**Section H – ALL ESTABLISHMENTS**

**Item 50. OWNERSHIP, CONTROL, AND LOCATIONS OF OPERATION**

**NOTE** – Answer this item only if your Census File Number (CFN), shown in the label of this report form, begins with zero. If the CFN does not begin with a zero, skip to item 52.

**a. Is this company owned or controlled by another company?**

097 1  YES →  
2  NO

ENTER OWNING OR CONTROLLING COMPANY NAME, ADDRESS, AND ZIP CODE

Name \_\_\_\_\_

Address \_\_\_\_\_ EIN (9 digits)

		-								
--	--	---	--	--	--	--	--	--	--	--

**b. Does this company own or control any other company or companies?**

098 1  YES →  
2  NO  
*If more space is needed, continue in REMARKS (item 51).*

ENTER OWNED OR CONTROLLED COMPANY NAME, ADDRESS, AND ZIP CODE

Name \_\_\_\_\_

Address \_\_\_\_\_ EIN (9 digits)

		-								
--	--	---	--	--	--	--	--	--	--	--

**c. Did this company operate at more than one location during 1997?**

**NOTE** – Locations which are not staffed on a full-time basis by at least one employee covered by this EIN should NOT be considered separate. Include data for these locations with data reported for the main location.

- YES – List additional locations below and provide the information requested. If more space is needed, continue in REMARKS (item 51).  
 NO – Skip to item 52

1	Number and street	Municipio	Kind of business at this location	EIN (9 digits)				Sales and receipts →	Annual payroll →	Number of employees during pay period including March 12, 1997	Are these figures included on page 2 of this report?								
												Mil.	Thou.	Dol.					
						-				081				082				083	085 1 <input type="checkbox"/> YES 2 <input type="checkbox"/> NO
						-				081				082				083	085 1 <input type="checkbox"/> YES 2 <input type="checkbox"/> NO

**Item 51. REMARKS** – Please use this space for any explanations that may be essential in understanding your reported data.

**Item 52. CERTIFICATION** – This report is substantially accurate and has been prepared in accordance with instructions.

Print name of person to contact regarding this report				<b>Period covered by this report</b> →		FROM: Month   Year		TO: Month   Year	
Telephone →	Area code	Number	Extension	Preparer's signature				Date	

## WHOLESALE COMMODITY LINES

CODE	COMMODITY LINE	CODE	COMMODITY LINE
<b>0140</b>	Trucks and tractors	<b>2520</b>	Custodial (janitor's) equipment and supplies
<b>0250</b>	Petroleum products marketing equipment	<b>2530</b>	Laundry and dry-cleaning equipment and supplies
<b>0420</b>	Office and business furniture	<b>2540</b>	Other service establishment equipment and supplies
<b>0500</b>	Household china, glassware, crockery, and plastic housewares	<b>2600</b>	Aircraft and aeronautical equipment and supplies
<b>0530</b>	Floor coverings	<b>2620</b>	Marine machinery, equipment, and supplies
<b>0540</b>	Other homefurnishings	<b>2630</b>	Other transportation equipment and supplies
<b>0720</b>	Roofing, siding, insulation materials, and guttering	<b>2700</b>	Sporting and recreational goods and supplies
<b>0730</b>	Glass (Exclude automotive.)	<b>2800</b>	Toys and hobby goods and supplies
<b>0740</b>	Other construction materials	<b>2900</b>	Ferrous metal scrap
<b>0800</b>	Photographic equipment and supplies	<b>2920</b>	Nonferrous metal scrap
<b>0920</b>	New computer equipment	<b>2940</b>	Waste materials, except metals
<b>0930</b>	Used computer equipment	<b>3000</b>	Jewelry, watches, diamonds, and other precious stones and metals (Include silverware.)
<b>0950</b>	Computer software – off the shelf	<b>3100</b>	Musical instruments and supplies
<b>0960</b>	Restaurant and hotel equipment and supplies	<b>3120</b>	Forest products, except lumber
<b>0970</b>	Store machines and equipment	<b>3150</b>	Other durable goods
<b>1030</b>	Optical and ophthalmic goods	<b>3200</b>	Printing and writing (fine) paper
<b>1020</b>	Dental supplies	<b>3300</b>	Stationery, office supplies, and greeting cards
<b>1040</b>	Religious and school supplies	<b>3400</b>	Industrial and personal service paper
<b>1050</b>	Other professional equipment and supplies	<b>3600</b>	Piece goods, knit and woven
<b>1100</b>	Ferrous metals	<b>3700</b>	Notions and other dry goods
<b>1230</b>	Nonferrous metals	<b>5000</b>	Cattle, hogs, sheep, and goats
<b>1300</b>	Coal and coke	<b>5100</b>	Hides, skins, and pelts
<b>1320</b>	Other minerals and ores	<b>5120</b>	Leaf tobacco
<b>1650</b>	Electronic communication equipment	<b>5130</b>	Wool, wool tops, and mohair
<b>1660</b>	Electrical measuring and testing equipment, except automotive	<b>5140</b>	Other farm products (inedible)
<b>1900</b>	Warm air heating and air conditioning equipment and supplies	<b>5200</b>	Cotton
<b>2000</b>	Refrigeration equipment and supplies	<b>5320</b>	Industrial gases
<b>2100</b>	Construction and mining machinery, equipment, and parts	<b>5500</b>	Crude oil
<b>2200</b>	Farm machinery, equipment, and parts	<b>5800</b>	Farm supplies
<b>2220</b>	Garden machinery, equipment, and supplies	<b>5900</b>	Tobacco and tobacco products
<b>2230</b>	Food-processing machinery, equipment, and parts	<b>6110</b>	Flowers and florists' supplies
<b>2330</b>	Metalworking machinery, equipment, and parts	<b>6120</b>	Art goods (Include gifts, novelties, and souvenirs.)
<b>2340</b>	Materials-handling equipment and parts	<b>6130</b>	Textile bags and bagging
<b>2350</b>	Oil well, oil refinery, and pipeline machinery, equipment, and supplies	<b>6140</b>	Wigs, yarn, and leather products
<b>2360</b>	Other industrial machinery, equipment, and parts	<b>6150</b>	Other nondurable goods
<b>2370</b>	Mechanical power transmission equipment		
<b>2460</b>	Other industrial supplies		
<b>2500</b>	Beauty and barber equipment and supplies		

*Thank you*  
*for completing the*  
**1997 ECONOMIC CENSUS**  
**OF PUERTO RICO**  
*report form.*

**YOUR numbers DO**  
**make the difference!**

***PLEASE RETURN THIS REPORT FORM BY FEBRUARY 12, 1998***



U.S. Department of Commerce  
BUREAU OF THE CENSUS

# INFORMATION SHEET

## ECONOMIC CENSUS OF PUERTO RICO

The economic censuses include establishments engaged in the following activities:

**Wholesale** – Selling merchandise at wholesale to retailers, industrial, institutional, and other nonhousehold consumers.

**Retail** – Selling merchandise for personal or household consumption and in rendering services incidental to the sale of the goods.

**Services** – Rendering a wide variety of services for individuals, business and government establishments, and other organizations. Hotels, motels, and other lodging places are part of the services sector.

**Manufactures** – Manufacturing, processing, and assembling component parts of products.

**Construction** – New or original construction; additions, alterations, rehabilitation, remodeling, or reconstruction by general contractors, speculative builders and heavy construction contractors; and maintenance, repair and service work by electricians, plumbers, carpenters, etc.

If you are NOT engaged in these kinds of activities, **COMPLETE ITEMS 1 THROUGH 8 AND SIGN THE REPORT FORM (item 52) page 17.**

### WHO SHOULD REPORT

Every firm that receives a census report form is required to prepare and submit a separate report form for each of its establishments.

### DEFINITION OF ESTABLISHMENT

An establishment is defined as a single physical location where business is conducted or industrial operations are performed.

### GENERAL INSTRUCTIONS

- Respondents are not required to respond to any information collection unless it displays a valid approval number from the Office of Management and Budget (OMB). The OMB 8-digit number appears in the upper right corner of the questionnaire.
- If the establishment stopped operating during 1997 (i.e., it was closed, sold, or leased to another company), complete the report form for the portion of 1997 that the establishment was operating.
- If additional space is necessary to complete any item, use the remarks section at the end of the form (if applicable) or attach a separate sheet. If extra sheets are added, write the CFN and the item number at the top of each additional page.
- Please make a photocopy of your completed report form for your files.

### Instructions For Selected Items:

#### ◆ Section A – GENERAL INFORMATION

##### Item 2. PHYSICAL LOCATION

Part a:

Fill in if the address shown on the label on the front cover of the report form is different from the physical location of the establishment.

Part b:

Always identify the municipio where the establishment is located regardless of your response to part a.

##### Item 5. DOLLAR VOLUME OF BUSINESS

YOUR RESPONSE IS STRICTLY CONFIDENTIAL. Your company's report will be used solely for developing summary statistics. IT CANNOT BE USED FOR PURPOSES OF TAXATION, INVESTIGATION, OR REGULATION.

Include:

- Gross receipts for merchandise sold, services provided, and construction work done in 1997, whether or not payment was received in 1997.
- Total value of all products physically shipped. Include products shipped to other plants, sales branches, retail stores, or warehouses of your company and on consignment.
- Market value of compensation received in lieu of cash.
- Amounts received for work even though work may have been subcontracted to others.

- Commissions, fees, and other operating income for **service industries** operating on a commission basis, such as travel agencies and advertising agencies. Do NOT include gross billings or sales.
- Actual sales value of the products sold rather than commissions received for **retailers** and **wholesalers** selling merchandise on a consignment or commission basis.
- Receipts for delivery, installation, maintenance, repair, alteration, rental of equipment, storage, other services, and activities.

Exclude:

- Sales or other taxes collected directly from customers and paid directly to the Commonwealth or Federal tax agency.
- Nonoperating income from sources such as investments, rental or sale of real estate, and interest.
- Sales and receipts from departments or concessions operated by other companies.
- Commissions from vending machines operated by others.
- Value of products made on a commission or fee basis for others.
- Value of products bought and sold or transferred from other establishments **of your company** and sold without further manufacture.
- Value of returned goods.

#### Item 6. PAYROLL

Definitions are the same as those used on the Employer's Quarterly Federal Tax Return, Internal Revenue Service (IRS) Form 941-PR.

Include:

- Wages, salaries, tips, vacation allowances, bonuses, commissions, and other compensation paid to employees during 1997, whether or not subject to income or FICA tax.
- Salaries of officers and executives of a corporation.

Exclude:

- Payments to or withdrawals by proprietors or partners of an unincorporated company.
- Annuities or supplemental unemployment compensation benefits, even if income tax was withheld.

#### Item 7. EMPLOYMENT

Include:

Part a:

- All full- and part-time employees on the payroll during the pay period including March 12, 1997.
- Salaried officers and executives of a corporation.
- Employees on paid sick leave, paid vacations, and paid holidays.

Part b:

Proprietors and partners of an unincorporated company working 15 or more hours during the week of March 12, 1997.

Part c:

Unpaid family workers of an unincorporated company working 15 or more hours during the week of March 12, 1997.

#### ◆ Section B – WHOLESALE

##### Item 10. TYPE OF OPERATION

- Merchant wholesaler** – Establishment engaged in buying and selling merchandise produced by other firms on its own account.
- Manufacturer's sales branch or sales office** – Establishment owned or corporately affiliated with a manufacturer by the parent in Puerto Rico, United States, or territories.
- Broker, agent, commission merchant** – Establishment engaged in selling and buying merchandise on an agency, commission, or brokerage basis for others, rather than on its own account.



**Item 11. EMPLOYMENT BY PRINCIPAL ACTIVITY**

Part a:

Report the number of employees engaged in sales activity, traveling salespeople, truck salespeople, and selling employees working out of their own homes.

Part c:

This category is not applicable to single-establishment firms. For multi-establishment firms, report the number of employees who provided services to other establishments of this firm.

Part d:

Report employees engaged in sorting, grading, packaging, and other similar activities on line b.

Sum of lines a through e should equal item 7a.

**Item 12. CLASS OF CUSTOMER**

Part a:

Include sales to farmers for use in agricultural production only.

Part b:

Include sales for construction purposes only.

Part c:

Include sales made to buyers outside Puerto Rico only.

Part h:

Include sales to laboratories, institutions, public utilities, service businesses, and other such users that normally buy for business use rather than for resale.

Part i:

Include sales to the Federal Government (including military, post exchanges, GSA, GPO, and other agencies), Commonwealth, and municipal governments.

**Item 13. OPERATING EXPENSES**

Include:

- Total annual payroll reported in item 6a.
- Supplements to wages and salaries.
- Liquor and tobacco tax stamps and license fees.
- Depreciation charges in 1997 including depreciation charges on equipment obtained through a capital or full payout lease or on equipment rented to others through an operating lease.
- Lease and rental payments made in 1997 for equipment leased under an operating lease.
- Advertising expenses.
- Commissions paid to others.
- Office supplies, postage, and shipping and packaging materials and expenses.
- Cost of contract work performed by others.
- Other expenses (i.e., storage, repairs, bad debt, theft, and damage losses).

Exclude:

- Cost of goods sold.
- Income taxes.
- Sales and other taxes collected directly from customers and paid directly to a Commonwealth or Federal tax agency.
- Interest expenses.
- Payments to or withdrawals by proprietors and partners of an unincorporated firm.
- Lease payments for merchandise obtained through capital, finance, or full payout leases.

**Item 14. DOLLAR VOLUME OF BUSINESS**

Part b:

Report the market value of products bought or sold by others on which you earned a commission, brokerage, or agency fee. If unavailable from company records, estimate the value by dividing actual commissions received by the percentage charged for sales activity.

Part d:

Report the percentage of products sold (as reported in item 5) accounted for by products which were mined or manufactured in the United States, Puerto Rico, or U.S. territories by your company.

Part e:

Report the fair sales value of goods transferred (billings) to establishments owned by this firm.

**Item 15. INVENTORIES**

Report the total value of all inventories of this establishment at the end of 1997. Report inventories at cost or market value, using generally accepted accounting methods. The reported figures should be in terms of book value. Do NOT include inventory owned by others but held by this establishment.

For inventories at LIFO cost, use the sum of the LIFO amount, plus the LIFO reserve for completing item 15c.

**Item 17. COMMODITY LINES**

If any commodities sold are not prelisted but account for one percent or more of total sales, refer to the list of Wholesale Commodity Lines on page 18 of the report form. Enter the commodity, corresponding code, and percent of total sales.

Report receipts for construction, delivery, installation, service contracts, and miscellaneous activities included in item 5 on the "Service receipts and labor charges" line (Code 9700).

**◆ Section C – RETAIL**

**Item 19. UNDER-ROOF FLOOR SPACE – Department, Variety, Grocery, and Drug Stores ONLY.**

Include:

- Only the floor space used/controlled by this establishment.
- All space occupied by this establishment on every floor of multiple-story buildings.

**TOTAL FLOOR SPACE:**


Enter the total square footage of under-roof floor space available at the end of 1997. Include dry storage, refrigerated space, offices, workrooms, display windows, and enclosed entrance ways. Do NOT include outdoor space, even if covered.

**UNDER-ROOF SELLING SPACE:**

Enter the square footage of in-store **selling** space at the end of 1997. Include all store areas open to customers, including aisles, elevators, etc. Do NOT include display windows fronting on streets or walks, outdoor entrance ways, or other outdoor space.

EXAMPLE – How to compute floor space in square feet:

- (1) Total under-roof space is:  
200 x 100 ft = 20,000 sq. ft
- (2) Under-roof selling space is:  
200 x 80 ft = 16,000 sq. ft



**Item 23. MERCHANDISE LINES**

Report receipts for services provided and for service contracts that were included in item 5 on the "Nonmerchandise receipts from customers" line (Code 9900).

**EXCLUDE sales of leased departments or concessions** operated within this establishment by other companies.

**◆ Section D – SERVICES**

There are no additional instructions for items in Section D.

◆ **Section E – HOTELS, MOTELS, AND OTHER LODGING PLACES**

There are no additional instructions for items in Section E.

◆ **Section F – MANUFACTURES**

**Item 32. SHIPMENTS AND OTHER RECEIPTS**

Refer to item 5 instructions for dollar volume of business definition.

The sum of lines a through d should equal item 5.

**Item 33. EMPLOYMENT AND HOURS WORKED**

Refer to item 7 instructions for employment definition.

Part a:

Report the number of production workers up through the working-foreman level engaged in processing, assembling, shipping (but not delivering), truck drivers delivering ready-mixed concrete, and other related services.

Part b:

Report all other employees including those engaged in supervision above the working-foreman level, sales (including driver salesmen), sales delivery (truck drivers and helpers), installation, clerical, and other professional technical personnel.

Sum of lines a(1) and b should equal item 7a.

Part c:

Report total number of hours worked at the plant by production workers. Include actual hours worked for overtime, not straight time equivalent hours. Do NOT include hours paid for vacations, holidays (unless actually worked), or sick leave.

**Item 34. PAYROLL**

Refer to item 6 instructions for payroll definition. The sum of lines a and b should equal item 6a.

**Item 35. SELECTED COSTS**

Cost refers to the amount actually paid or payable after discounts, including freight and other direct charges incurred in acquiring the item or service.

Part a:

Exclude the value of electricity generated by your establishment.

Part b:

Exclude the estimated cost of fuels produced by your establishment.

Part c:

Include the cost of contract employees who are not on your payroll, but are supplied through a contract with another company to perform specific jobs related to production. Exclude the cost of materials worked on, which should be included in item 35f.

Part d:

Exclude the cost of materials worked on, which should be included in item 35f.

Part f:

Include ONLY PHYSICAL GOODS USED or put into production; exclude services used or overhead charges.

**Item 36. INVENTORIES**

Report the total value of all inventories of this establishment at the end of 1996 and 1997 at cost or market value, using generally accepted accounting methods. The reported figures should be in terms of book value. Do NOT include inventory owned by others but held by this establishment.

For inventories at LIFO cost, use the sum of the LIFO amount plus the LIFO reserve for completing item 36c.

**Item 37. CAPITAL EXPENDITURES**

Expenditures refer to all costs actually incurred during 1997 which are chargeable to the fixed assets accounts and for which depreciation accounts are maintained. Exclude the cost of maintenance and repairs charged as current operating expense.

Part a:

Enter the value of all equipment and buildings purchased at their purchased price. For any equipment or structure transferred to the use of this establishment by the parent company or one of its subsidiaries, enter the value at which it was transferred to the establishment.

**Item 38. VALUE OF PRODUCTS SHIPPED AND CONTRACT WORK PERFORMED BY CUSTOMER LOCATION**

Report the ultimate destination of goods shipped, including goods shipped to foreign countries via U.S. ports if known. Otherwise, report the location of the person to whom the products were shipped or sold. The total value of products made in this establishment (sum of lines a through e, column (2)) should equal item 32a. The value of total contract work (sum of lines a through e, column (3)) should equal item 32b.

◆ **Section G – CONSTRUCTION**

**Item 40. KIND OF ACTIVITY**

Part b:

Report only the main activities for which you were contracted. Work which was incidental to the primary activities of jobs should not be reported separately.

Include establishments primarily engaged in subdividing and developing cemetery lots under activities other than construction.

**Item 41. DOLLAR VALUE OF BUSINESS**

Refer to item 5 instructions for dollar value of business definition.

Part a:

Report fees received as sponsors of joint ventures and fees as agents for owners of construction work. Also include both the dollar value for installation and cost of the items installed.

Part b:

Report the receipts for rental of equipment and definable architectural and engineering work for others and receipts covering the price of items sold, but not installed by this establishment.

Sum of lines a and b should equal item 5.

**Item 42. TYPES OF CONSTRUCTION**

Report separately each building or type of structure. If such separation is not possible, report the entire project under the major purpose.

**Item 43. EMPLOYMENT AND HOURS WORKED**

Refer to item 7 instructions for employment definition.

Part a:

Report the number of construction workers up through the working-foreman level, including laborers, truck drivers and helpers, equipment operators, mechanics and security guards, on lines (1) through (4).

Part b:

Report all other employees including those engaged in supervision above the working-foreman level, office staff, architects, engineers, purchasing agents, executives, and others engaged in nonconstruction activities.

Sum of lines a(1) and b should equal item 7a.

Part c:

Report total number of hours worked at the job site by construction workers. Include actual hours worked for overtime, not straight time equivalent hours. Do NOT include hours paid for vacations, holidays (unless actually worked), or sick leave.

**Item 44. PAYROLL**

Refer to item 6 instructions for payroll definition. The sum of lines a and b should equal item 6a.

**Item 46. SELECTED COSTS**

Cost refers to the amount actually paid or payable after discounts, including freight and other direct charges incurred in acquiring the items.

Part d:

Include repair costs necessary to maintain the property and equipment. Exclude improvements that increase the value of the property or adapt it for another use.

**Item 49. ASSETS, CAPITAL EXPENDITURES, AND DEPRECIATION**

Depreciable assets are the fixed-tangible property for which depreciation accounts are maintained.

Expenditures refer to all costs actually incurred during 1997 which are chargeable to the fixed assets accounts and for which depreciation accounts are maintained.

Report the original cost or market value of all buildings, equipment, and vehicles purchased or acquired before 1997.

◆ **Section H – ALL ESTABLISHMENTS**

**Item 50. OWNERSHIP, CONTROL, AND LOCATIONS OF OPERATION**

Part a:

**MARK "YES" if – ANOTHER** company owns more than 50 percent of the voting stock, controls the management and policies of, or has the ability to appoint a board of directors for this company.

**MARK "NO" if**

- This company has a franchise entitling it to use a trade name, but is not owned or operated by the franchisor.
- This company operates one or more leased departments in an establishment owned by another company, but the other company (lessor) does not own or control the department(s).

- This company is engaged in the management of a business owned by others.

Part b:

Indicate whether this company owns more than 50 percent of the voting stock or has the authority to direct management and policies of any subsidiaries and/or affiliates.

Part c:

Include all selling and service locations and any other facilities such as warehouses, administrative offices, etc.


If MORE THAN ONE establishment was operating under the EI Number:

- List the location of the headquarters first. Provide physical location address for each location.
- Data for establishments operated during 1997, but not in operation at the end of the year, should be combined with the headquarters location.
- The sums of sales and receipts, annual payroll, and employment should equal the amounts reported in items 5, 6a, and 7a, respectively.
- If employees worked at more than one location, report annual payroll and employment for employees at the ONE location where they spent most of their working time.

Public reporting burden for this collection of information is estimated to average 60 minutes per response, including the time for reviewing instructions, searching existing data sources, gathering and maintaining the data needed, and completing and reviewing the collection of information. Send comments regarding this burden estimate or any other aspect of this collection of information, including suggestions for reducing this burden, to the Associate Director for Administration/Comptroller, Attn: Paperwork Reduction Project 0607-0839, Room 3104, Federal Building 3, Bureau of the Census, Washington, D.C. 20233.

CUESTIONARIO

**0A-9819**



# CENSO ECONÓMICO DE PUERTO RICO DE 1997

**FAVOR DE DEVOLVER ESTE CUESTIONARIO DENTRO DE LOS  
PROXIMOS 30 DIAS.**

Incluya el Número de Archivo del Censo (CFN) que aparece en la etiqueta de este cuestionario con cualquier correspondencia.

Favor de llenar este cuestionario y devolverlo al: DIRECTOR  
BUREAU OF THE CENSUS  
Attention: Outlying Areas  
1201 East Tenth Street  
Jeffersonville, IN 47134-0001

*Favor de corregir cualquier error  
en nombre y dirección,  
incluyendo el código postal*



OMB No. 0607-0839:  
Aprobado Hasta 03/31/2000

Para uso del censo		

**SE EXIGE BAJO LA LEY del Congreso de los EE.UU. (título 13, Código de los EE.UU.) y la ley de la Legislatura de Puerto Rico (No. 11, del 27 de marzo de 1950) que llene este cuestionario correspondiente al establecimiento indicado en la etiqueta y lo devuelva al Negociado del Censo.** En virtud de estas leyes su informe al Negociado del Censo es **confidencial**. El mismo sólo puede ser visto por empleados juramentados del Censo y ser utilizado sólo para fines estadísticos. La ley del Congreso también garantiza que copias retenidas en sus archivos son **inmunes contra procedimiento judicial**.

**INDIQUE LOS DATOS A BASE DEL AÑO NATURAL 1997.** Si los récords no están disponibles, se aceptan estimados. Si el indicar los datos a base del año natural resulta costoso y su año fiscal finalizó entre el 31 de octubre de 1997 y febrero de 1998, indique sus datos en base al año fiscal, excepto el empleo y la nómina. Los datos sobre empleo y nómina durante el año natural deben de estar disponibles en la copia de su planilla de contribución sobre ingresos.

**TODOS LOS ESTABLECIMIENTOS LLENAN LAS PARTES A Y H.** Llene la parte (de la B a la G) que mejor describe su tipo de negocio o actividad.

**ES MUY IMPORTANTE QUE USTED LEA LAS INSTRUCCIONES ADJUNTAS MIENTRAS CONTESTA LAS PREGUNTAS.**

## Parte A - INFORMACION GENERAL

**Sección 1. NUMERO DE IDENTIFICACION PATRONAL**

**¿Es el Número de Identificación Patronal (EIN) - impreso en la etiqueta - el mismo que se usó para este establecimiento al rendir su último informe correspondiente a 1997 para la Declaración Trimestral del Patrono sobre la Contribución Federal al Seguro Social y Seguro Medicare, Formulario 941-PR del Servicio Federal de Rentas Internas (IRS)?**

094 1  SI  
 2  NO - Anote el EIN actual (9 dígitos) → 

--	--	--	--	--	--	--	--	--	--

**Sección 2. UBICACION FISICA**

**a. ¿Está este establecimiento físicamente ubicado en la misma dirección que aparece en la etiqueta?**  
**AVISO - Los apartados de correo y las rutas rurales no son ubicaciones físicas.**

093 1  SI  
 2  NO - Anote la ubicación física apropiada a continuación.

Número y calle			
Ciudad o pueblo		Estado	Código Postal

**b. ¿En qué municipio está físicamente ubicado este establecimiento?**

103 \_\_\_\_\_

**Sección 3. ESTADO DE LAS OPERACIONES**

**a. ¿Durante cuántos meses en 1997 esta firma u organización mantuvo activo a este establecimiento?**

Número de meses
002

**b. ¿Cuál de las siguientes describe mejor el estado de las operaciones de este establecimiento al finalizar 1997? Marque (X) UN solo encasillado.**

001 1  Activo  
 2  Inactivo temporalmente o como resultado de operaciones estacionales  
 3  Cerró operaciones - Indique la fecha → 

--	--	--

  
 4  Vendido o arrendado a otro empresario - Anote el nombre, etc., a continuación e indique la fecha → 

--	--	--

Nombre del nuevo dueño o administrador			
Número y calle			
Ciudad o pueblo		Estado	Código postal

**Sección 4. ORGANIZACION JURIDICA**

**a. ¿Cuál de las siguientes describe mejor la organización jurídica de este establecimiento al finalizar 1997? Marque (X) UN solo encasillado.**

003 1  Propietario individual  
 2  Sociedad de propietarios  
 8  Asociación cooperativa  
 0  Corporación (No marque este encasillado si es cualquier tipo de asociación cooperativa)  
 5  Gubernamental - Especifique \_\_\_\_\_  
 9  Otra - Especifique \_\_\_\_\_

**Sección 4. ORGANIZACION JURIDICA (Continuación)**

**b. Si ha indicado que es una "Corporación": ¿Cuál de las siguientes describe mejor a este establecimiento al finalizar 1997? Marque (X) UN solo encasillado.**

106 1  Corporación privada  
 2  Corporación pública

<b>COMO INDICAR EL DINERO EN CIFRAS</b>	<i>Indique las cifras en dólares redondeadas a miles.</i> <b>EJEMPLO:</b> Indique \$1,125,628 como →	Millo- nes (000)	Miles (000)	Dóla- res (000)
		<b>1</b>	<b>126</b>	

**Sección 5. VOLUMEN DEL NEGOCIO EN DOLARES**

**¿Cuál fue el total del volumen de ventas de mercancía y otros ingresos recibidos por este establecimiento en 1997?**

010			
-----	--	--	--

**Sección 6. NOMINA**

**a. ¿Cuál fue el total de la nómina ANUAL, antes de deducciones, para este establecimiento en 1997?**

030			
-----	--	--	--

**b. ¿Cuál fue la nómina del PRIMER TRIMESTRE (enero - marzo), antes de deducciones?**

031			
-----	--	--	--

**Sección 7. EMPLEO**

**a. ¿Cuántos EMPLEADOS (de jornada completa o parcial) estaban en su nómina durante el período de pago que incluyó el 12 de marzo de 1997?**

032
-----

**b. ¿Cuántos PROPIETARIOS y SOCIOS trabajaron 15 horas o más durante la semana que incluyó el 12 de marzo de 1997?**

104
-----

**c. ¿Cuántos miembros de FAMILIA NO REMUNERADOS trabajaron 15 horas o más durante la semana que incluyó el 12 de marzo de 1997?**

105
-----

**Sección 8. TIPO DE NEGOCIO O ACTIVIDAD PRINCIPAL**

**¿Cuál de las siguientes describe mejor el tipo de negocio o actividad PRINCIPAL que se llevó a cabo al finalizar 1997? Marque (X) UN solo encasillado.**

107 1  COMERCIO AL POR MAYOR  
*Continúe en la parte B, página 3*

2  COMERCIO AL DETAL  
*Continúe en la parte C, página 5*

3  SERVICIOS  
*Continúe en la parte D, página 7*

4  HOTELES, MOTELES Y OTROS LUGARES DE ALOJAMIENTO - *Continúe en la parte E, página 9*

5  MANUFACTURA  
*Continúe en la parte F, página 10*

6  CONSTRUCCION  
*Continúe en la parte G, página 15*

7  Otro - *Especifique - Después, pase a la parte H, página 18 y llene la sección 52 del cuestionario.*

## Parte B - COMERCIO AL POR MAYOR

### Sección 9. TIPO DE NEGOCIO – COMERCIO AL POR MAYOR

¿Cuál fue el tipo de negocio PRINCIPAL que se llevó a cabo en este establecimiento en 1997 (o la actividad por la cual su establecimiento es conocido al público o al comercio)? Marque (X) UN solo encasillado.

- 070
- Vehículos de motor y piezas y artículos para automóviles . . .  5010
- Muebles y artículos para el hogar . . . . .  5020
- Madera y otros materiales de construcción . . . . .  5030
- Equipo de oficina . . . . .  5044
- Computadoras y equipo periférico y programas ("software") . . .  5045
- Otro equipo comercial (Incluya equipo para restaurantes y hoteles y maquinaria de tiendas.) . . . . .  5046
- Equipo médico y de hospital . . . . .  5047
- Otros equipos y materiales profesionales – *Especifique* . . . . .  5049

- Metales y minerales, excepto petróleo . . . . .  5050
- Equipo y aparatos eléctricos, artículos de alambraje y materiales de construcción . . . . .  5063
- Enseres eléctricos, radios y televisores . . . . .  5064
- Otras piezas y equipo electrónico – *Especifique* . . . . .  5065

- Ferretería . . . . .  5072
- Equipo y artículos de plomería y calefacción . . . . .  5074
- Maquinaria de construcción y minería . . . . .  5082
- Maquinaria y equipo industrial . . . . .  5084
- Suministros industriales . . . . .  5085
- Equipo de establecimientos de servicio . . . . .  5087
- Equipo de transportación y suministros; maquinaria y equipo para la finca y el jardín y otros tipos de maquinaria y equipo – *Especifique* . . . . .  5089

- Prendas y piedras preciosas . . . . .  5094
- Otros productos no perecederos – *Especifique* . . . . .  5099

- Papel y productos de papel . . . . .  5110
- Medicinas, especialidades farmacéuticas y artículos farmacéuticos . . . . .  5120
- Ropa, telas y mercería . . . . .  5130
- Comestibles y productos relacionados . . . . .  5140
- Sustancias químicas y productos análogos . . . . .  5160
- Petróleo y productos de petróleo (Incluya terminales y estaciones de petróleo crudo y a granel.) . . . . .  5170
- Cerveza, vino y bebidas alcohólicas destiladas . . . . .  5180
- Materiales agrícolas . . . . .  5191
- Libros, revistas y periódicos . . . . .  5192
- Flores y materiales de floristas . . . . .  5193
- Pintura, materiales para pintar y papel para empapelar paredes . . . . .  5198
- Otros productos perecederos – *Especifique* . . . . .  5199

### Sección 10. TIPO DE OPERACION

¿Cuál de las siguientes describe mejor el tipo de operación en el cual la mayor parte de su negocio fue realizado en 1997? Marque (X) UN solo encasillado.

- 060  11 Comerciante (compra y venta por cuenta propia)
- 20  20 Oficina o sucursal de ventas del fabricante
- 42  42 Corredor, agente, vendedor a comisión
- 77  77 Otro tipo de operación – *Especifique*

064 \_\_\_\_\_

### Sección 11. EMPLEO SEGUN LA ACTIVIDAD PRINCIPAL

¿Cuál fue el número aproximado de empleados de acuerdo a su actividad principal durante el período de pago que incluyó el 12 de marzo de 1997?

	Número
a. Ventas	131
b. Servicios relacionados con las ventas (incluyendo servicios de oficina, almacén, conductores y empleados de mantenimiento)	132
c. Administración central y auxiliares	133
d. Manufactura	134
e. Otro – <i>Especifique</i>	135

COMO INDICAR POR CIENTOS

Indique los porcentajes como números enteros

EJEMPLO: Indique 38.76% como →

Por ciento

**39** %

### Sección 12. CLASE DE CLIENTE

¿Cuál fue el porcentaje de las ventas (sección 5) en 1997 correspondiente a cada clase de cliente?

	Por ciento
a. Ventas a agricultores para uso en fincas	147 %
b. Ventas a constructores y contratistas	149 %
c. Ventas a exportadores (ventas de exportación)	141 %
d. Ventas a detallistas y talleres de reparación	143 %
e. Ventas a establecimientos mayoristas	144 %
f. Ventas a consumidores domésticos y usuarios individuales	148 %
g. Ventas a usuarios industriales (manufactura y minería)	145 %
h. Ventas a usuarios institucionales, comerciales y profesionales	146 %
i. Ventas a organismos gubernamentales (Federal, Estado Libre Asociado y municipales)	150 %
j. TOTAL (La suma de las líneas a hasta la i debe ser igual a 100%)	<b>100</b> %

### Sección 13. GASTOS DE OPERACION

¿Cuál fue el TOTAL de los gastos de operación para 1997, incluyendo la nómina pero excluyendo el costo de la mercancía vendida y gastos por intereses?

Miliones	Miles	Dólares
040		

### Sección 14. VOLUMEN DEL NEGOCIO EN DOLARES

a. ¿Vendió este establecimiento mercancía en nombre de otras empresas a base de COMISION o CORRETAJE en 1997?

- 121  SI – Continúe en la sección 14b
- 2  NO – Pase a la sección 14d

b. ¿Cuál fue el valor bruto de ventas de las transacciones realizadas a base de comisión o corretaje en nombre de otras empresas? (Incluidas en la sección 5.)

Miliones	Miles	Dólares
122		

c. ¿Cuál fue el volumen de los ingresos recibidos por concepto de comisiones o corretaje en las transacciones indicadas en la sección 14b?

123		
-----	--	--

d. ¿Qué por ciento de los productos vendidos por este establecimiento fueron extraídos o manufacturados en los EE.UU., Puerto Rico o territorios de los EE.UU. por su compañía (incluyendo las empresas bajo propiedad o control común)?

Por ciento
124 %

AVISO – Si este es el único establecimiento de esta compañía pase a la sección 15.

e. ¿Cuál fue el valor de las transferencias (despachadas con facturas) a otros establecimientos dentro de su compañía? (NO incluídas en la sección 5.)

Miliones	Miles	Dólares
125		

**Parte B – COMERCIO AL POR MAYOR (Continuación)**

<b>Sección 15. INVENTARIOS</b>				<b>Sección 17. LINEAS DE PRODUCTOS (Continuación)</b>																																																																																																																	
<b>a. ¿Tuvo inventarios al final de 1997?</b> 180 1 <input type="checkbox"/> SI – Continúe en la sección 15b 2 <input type="checkbox"/> NO – Pase a la sección 16				<table border="1" style="width:100%; border-collapse: collapse;"> <thead> <tr> <th style="width: 80%;">Líneas de productos</th> <th style="width: 10%;">Uso del censo</th> <th style="width: 10%;">Por ciento de las ventas</th> </tr> <tr> <td></td> <td align="center">100</td> <td align="center">102</td> </tr> </thead> <tbody> <tr><td>Válvulas y accesorios industriales</td><td align="right">2380</td><td align="right">%</td></tr> <tr><td>Materiales para soldar (No incluya gases.)</td><td align="right">2440</td><td align="right">%</td></tr> <tr><td>Medicinas, productos farmacéuticos, cosméticos y artículos de tocador</td><td align="right">3500</td><td align="right">%</td></tr> <tr><td>Ropa para hombres y jovencitos</td><td align="right">3800</td><td align="right">%</td></tr> <tr><td>Ropa para mujeres, niños y niñas</td><td align="right">3900</td><td align="right">%</td></tr> <tr><td>Calzado</td><td align="right">4000</td><td align="right">%</td></tr> <tr><td>Alimentos congelados, envasados</td><td align="right">4100</td><td align="right">%</td></tr> <tr><td>Productos lácteos (No incluya los deshidratados o enlatados.)</td><td align="right">4200</td><td align="right">%</td></tr> <tr><td>Aves y productos avícolas (No incluya los envasados congelados.)</td><td align="right">4300</td><td align="right">%</td></tr> <tr><td>Confitería</td><td align="right">4400</td><td align="right">%</td></tr> <tr><td>Pescados y mariscos (No incluya los enlatados y envasados congelados.)</td><td align="right">4500</td><td align="right">%</td></tr> <tr><td>Carnes y sus productos (No incluya los enlatados y envasados congelados.)</td><td align="right">4600</td><td align="right">%</td></tr> <tr><td>Frutas y vegetales frescos</td><td align="right">4700</td><td align="right">%</td></tr> <tr><td>Café, té y especias (procesadas)</td><td align="right">4800</td><td align="right">%</td></tr> <tr><td>Pan y productos de panadería y repostería</td><td align="right">4820</td><td align="right">%</td></tr> <tr><td>Alimentos enlatados</td><td align="right">4830</td><td align="right">%</td></tr> <tr><td>Materiales básicos para alimentos y bebidas</td><td align="right">4840</td><td align="right">%</td></tr> <tr><td>Refrescos</td><td align="right">4850</td><td align="right">%</td></tr> <tr><td>Otras especialidades en comestibles</td><td align="right">4860</td><td align="right">%</td></tr> <tr><td>Granos y habichuelas</td><td align="right">4900</td><td align="right">%</td></tr> <tr><td>Materiales plásticos y moldes básicos</td><td align="right">5300</td><td align="right">%</td></tr> <tr><td>Sustancias químicas y productos análogos (No incluya productos agrícolas, productos plásticos, gases y petróleo.)</td><td align="right">5330</td><td align="right">%</td></tr> <tr><td>Productos petroleros</td><td align="right">5400</td><td align="right">%</td></tr> <tr><td>Gas fluido (excluya gases naturales)</td><td align="right">5420</td><td align="right">%</td></tr> <tr><td>Cerveza</td><td align="right">5600</td><td align="right">%</td></tr> <tr><td>Vinos y bebidas alcohólicas destiladas</td><td align="right">5700</td><td align="right">%</td></tr> <tr><td>Pintura, materiales para pintar y papel para empapelar paredes</td><td align="right">6000</td><td align="right">%</td></tr> <tr><td>Libros, revistas, periódicos y otros materiales impresos misceláneos</td><td align="right">6100</td><td align="right">%</td></tr> <tr> <td colspan="2" style="padding: 5px;">                     Otros productos – Refiérase al listado que presenta las Líneas de Productos en la página 19 para especificar los tipos de productos y anotar los códigos.                 </td> <td align="center" style="padding: 5px;">Código</td> </tr> <tr> <td style="padding: 5px;">1) 076</td> <td align="right" style="padding: 5px;">9811</td> <td align="right" style="padding: 5px;">%</td> </tr> <tr> <td style="padding: 5px;">2) 077</td> <td align="right" style="padding: 5px;">9812</td> <td align="right" style="padding: 5px;">%</td> </tr> <tr> <td style="padding: 5px;">3) 078</td> <td align="right" style="padding: 5px;">9813</td> <td align="right" style="padding: 5px;">%</td> </tr> <tr> <td style="padding: 5px;">Ingresos por servicios prestados y costo de la mano de obra</td> <td align="right" style="padding: 5px;">9700</td> <td align="right" style="padding: 5px;">%</td> </tr> <tr> <td style="padding: 5px;">Ingresos misceláneos</td> <td align="right" style="padding: 5px;">9980</td> <td align="right" style="padding: 5px;">%</td> </tr> <tr> <td style="padding: 5px;"><b>TOTAL</b></td> <td align="right" style="padding: 5px;"><b>9990</b></td> <td align="right" style="padding: 5px;"><b>100 %</b></td> </tr> </tbody> </table>			Líneas de productos	Uso del censo	Por ciento de las ventas		100	102	Válvulas y accesorios industriales	2380	%	Materiales para soldar (No incluya gases.)	2440	%	Medicinas, productos farmacéuticos, cosméticos y artículos de tocador	3500	%	Ropa para hombres y jovencitos	3800	%	Ropa para mujeres, niños y niñas	3900	%	Calzado	4000	%	Alimentos congelados, envasados	4100	%	Productos lácteos (No incluya los deshidratados o enlatados.)	4200	%	Aves y productos avícolas (No incluya los envasados congelados.)	4300	%	Confitería	4400	%	Pescados y mariscos (No incluya los enlatados y envasados congelados.)	4500	%	Carnes y sus productos (No incluya los enlatados y envasados congelados.)	4600	%	Frutas y vegetales frescos	4700	%	Café, té y especias (procesadas)	4800	%	Pan y productos de panadería y repostería	4820	%	Alimentos enlatados	4830	%	Materiales básicos para alimentos y bebidas	4840	%	Refrescos	4850	%	Otras especialidades en comestibles	4860	%	Granos y habichuelas	4900	%	Materiales plásticos y moldes básicos	5300	%	Sustancias químicas y productos análogos (No incluya productos agrícolas, productos plásticos, gases y petróleo.)	5330	%	Productos petroleros	5400	%	Gas fluido (excluya gases naturales)	5420	%	Cerveza	5600	%	Vinos y bebidas alcohólicas destiladas	5700	%	Pintura, materiales para pintar y papel para empapelar paredes	6000	%	Libros, revistas, periódicos y otros materiales impresos misceláneos	6100	%	Otros productos – Refiérase al listado que presenta las Líneas de Productos en la página 19 para especificar los tipos de productos y anotar los códigos.		Código	1) 076	9811	%	2) 077	9812	%	3) 078	9813	%	Ingresos por servicios prestados y costo de la mano de obra	9700	%	Ingresos misceláneos	9980	%	<b>TOTAL</b>	<b>9990</b>	<b>100 %</b>
Líneas de productos	Uso del censo	Por ciento de las ventas																																																																																																																			
	100	102																																																																																																																			
Válvulas y accesorios industriales	2380	%																																																																																																																			
Materiales para soldar (No incluya gases.)	2440	%																																																																																																																			
Medicinas, productos farmacéuticos, cosméticos y artículos de tocador	3500	%																																																																																																																			
Ropa para hombres y jovencitos	3800	%																																																																																																																			
Ropa para mujeres, niños y niñas	3900	%																																																																																																																			
Calzado	4000	%																																																																																																																			
Alimentos congelados, envasados	4100	%																																																																																																																			
Productos lácteos (No incluya los deshidratados o enlatados.)	4200	%																																																																																																																			
Aves y productos avícolas (No incluya los envasados congelados.)	4300	%																																																																																																																			
Confitería	4400	%																																																																																																																			
Pescados y mariscos (No incluya los enlatados y envasados congelados.)	4500	%																																																																																																																			
Carnes y sus productos (No incluya los enlatados y envasados congelados.)	4600	%																																																																																																																			
Frutas y vegetales frescos	4700	%																																																																																																																			
Café, té y especias (procesadas)	4800	%																																																																																																																			
Pan y productos de panadería y repostería	4820	%																																																																																																																			
Alimentos enlatados	4830	%																																																																																																																			
Materiales básicos para alimentos y bebidas	4840	%																																																																																																																			
Refrescos	4850	%																																																																																																																			
Otras especialidades en comestibles	4860	%																																																																																																																			
Granos y habichuelas	4900	%																																																																																																																			
Materiales plásticos y moldes básicos	5300	%																																																																																																																			
Sustancias químicas y productos análogos (No incluya productos agrícolas, productos plásticos, gases y petróleo.)	5330	%																																																																																																																			
Productos petroleros	5400	%																																																																																																																			
Gas fluido (excluya gases naturales)	5420	%																																																																																																																			
Cerveza	5600	%																																																																																																																			
Vinos y bebidas alcohólicas destiladas	5700	%																																																																																																																			
Pintura, materiales para pintar y papel para empapelar paredes	6000	%																																																																																																																			
Libros, revistas, periódicos y otros materiales impresos misceláneos	6100	%																																																																																																																			
Otros productos – Refiérase al listado que presenta las Líneas de Productos en la página 19 para especificar los tipos de productos y anotar los códigos.		Código																																																																																																																			
1) 076	9811	%																																																																																																																			
2) 077	9812	%																																																																																																																			
3) 078	9813	%																																																																																																																			
Ingresos por servicios prestados y costo de la mano de obra	9700	%																																																																																																																			
Ingresos misceláneos	9980	%																																																																																																																			
<b>TOTAL</b>	<b>9990</b>	<b>100 %</b>																																																																																																																			
<b>b. ¿En este establecimiento, están los inventarios sujetos al método de valoración de últimas entradas, primeras salidas (LIFO)?</b> 185 1 <input type="checkbox"/> SI – Complete el resto de esta sección 2 <input type="checkbox"/> NO – Pase a la sección 15c																																																																																																																					
<b>(1) Cantidad sujeta al método de costo LIFO (bruto)</b>				Millo- nes	Miles	Dóla- res																																																																																																															
(a) Cantidad de la reserva LIFO				182																																																																																																																	
(b) Valor LIFO de la línea (1) (neto)				183																																																																																																																	
(2) Cantidad no sujeta al método de costo LIFO				184																																																																																																																	
c. ¿Cuál fue el valor TOTAL de todos los inventarios en 1997?				181																																																																																																																	
<b>AVISO – (Sólo para usuarios de LIFO) La suma de las líneas (1)(a), (1)(b) y (2) debe ser igual a la línea 15c.</b>				046																																																																																																																	
<b>Sección 16. ESPACIO UTILIZADO COMO ALMACEN</b> <b>¿Tenía usted almacén, depósitos de existencias o algún otro tipo de área de almacenaje de inventario el 31 de diciembre de 1997?</b> 190 1 <input type="checkbox"/> SI – Indique el área de piso utilizable bajo techo. No incluya el espacio ocupado por paredes interiores, pasillos permanentes, ascensores, escaleras, oficinas, plataformas de carga, etc.				<table border="1" style="width:100%; border-collapse: collapse;"> <tr> <td align="center" style="padding: 5px;">Pies cuadrados</td> </tr> <tr> <td align="center" style="padding: 5px;">191</td> </tr> </table>			Pies cuadrados	191																																																																																																													
Pies cuadrados																																																																																																																					
191																																																																																																																					
2 <input type="checkbox"/> NO																																																																																																																					
<b>Sección 17. LINEAS DE PRODUCTOS</b> <b>¿Cuál fue el porcentaje estimado del total de las ventas (sección 5) en 1997 correspondiente a cada línea de producto que usted indique para este establecimiento?</b>																																																																																																																					
Líneas de productos	Uso del censo	Por ciento de las ventas																																																																																																																			
Automóviles, motocicletas, autobuses, vehículos de remolque para acampar y casas remolque ("mobile homes"), nuevas y usadas	100	102																																																																																																																			
Piezas y materiales para automóviles (nuevos y reconstruidos)	0100	%																																																																																																																			
Piezas, accesorios y equipo usado para automóviles	0200	%																																																																																																																			
Llantas y cámaras de aire (tubos)	0300	%																																																																																																																			
Muebles para el hogar y para el césped	0400	%																																																																																																																			
Ropa de casa (manteles, sábanas, fundas para almohadas y toallas), artículos de uso doméstico y cortinas	0520	%																																																																																																																			
Madera: sin cepillar, cepillada y terminada	0600	%																																																																																																																			
Madera contrachapada (plywood) y productos de aserraderos	0620	%																																																																																																																			
Ladrillo, piedra, azulejo, arena, bloque, cemento y gravilla	0700	%																																																																																																																			
Equipo y artículos para la oficina	0900	%																																																																																																																			
Materiales quirúrgicos, médicos y para hospitales	1000	%																																																																																																																			
Equipo y aparatos eléctricos	1400	%																																																																																																																			
Enseres eléctricos para el hogar	1500	%																																																																																																																			
Piezas y equipo electrónico (excepto equipo de comunicación)	1600	%																																																																																																																			
Ferretería (Incluya herramientas de mano motorizadas.)	1700	%																																																																																																																			
Equipo y material de plomería y calefacción	1800	%																																																																																																																			
Maquinaria, equipo y piezas de uso industrial general	2320	%																																																																																																																			

**Parte C – COMERCIO AL DETAL**

**Sección 18. TIPO DE NEGOCIO – COMERCIO AL DETAL**

¿Cuál fue el tipo de negocio PRINCIPAL que se llevó a cabo en este establecimiento en 1997 (o la actividad por la cual su establecimiento es conocido al público o al comercio)?  
 Marque (X) UN solo encasillado.

- Materiales de construcción, ferretería, jardinería, casas remolque (mobile home)** 070
- Comerciante de madera y de otros materiales de construcción  5211
  - Comerciante mayorista de madera y de otros materiales de construcción  5031
  - Tienda detallista de pintura, cristal y papel para empapelar paredes  5231
  - Tienda mayorista de pintura, cristal y papel para empapelar paredes  5198
  - Ferretería  5251
  - Tienda detallista de plantas ornamentales y efectos para céspedes y jardines  5261

- Mercancía general**
- Tienda por departamentos  5311
  - Bazar o tienda de variedades  5331
  - Tienda de mercancía miscelánea  5399

- Comestibles**
- Colmado  5411
  - Supermercado  5412
  - "Cash and carry"  5413
  - Mercado de carne y pescado (mariscos) y frigorífico  5421
  - Tienda de frutas y mercado de vegetales  5431
  - Tienda de dulces, nueces y confitería  5441
  - Tienda de productos lácteos  5451
  - Panadería y repostería al detal  5461
  - Otro tipo de tienda de comestibles – *Especifique*  5499

- Agencias de automóviles y gasolineras**
- Agencia de vehículos de motor – autos nuevos y usados  5511
  - Agencia de vehículos de motor – autos usados únicamente  5521
  - Tienda de artículos para el auto y para el hogar  5531
  - Gasolinera  5541
  - Agencias que venden botes  5551
  - Agencia de vehículos de recreación  5561
  - Otro tipo de agencia para la venta de automóviles y aviones  5599

- Ropa y accesorios**
- Tienda de ropa y de artículos para jóvenes y caballeros  5611
  - Tienda de ropa (lista para el uso) para damas  5621
  - Tienda de accesorios y artículos especiales para damas  5632
  - Tienda de ropa para niños, niñas y bebés  5641
  - Tienda de ropa para la familia  5651
  - Tienda de calzado  5661
  - Otro tipo de tienda de ropa y accesorios – *Especifique*  5699

- Muebles, artículos y equipo para el hogar**
- Mueblería  5712
  - Tienda de alfombras y pisos  5713
  - Tienda de cortinas y tapicería  5714
  - Tienda de artículos misceláneos para el hogar  5719
  - Tienda de enseres para el hogar  5722
  - Tienda de radios, televisores y electrónica  5731
  - Tienda de computadoras y programas ("software") (vende principalmente al consumidor doméstico)  5734
  - Tienda de discos y cintas pregrabadas  5735
  - Tienda de instrumentos musicales  5736

**Sección 18. TIPO DE NEGOCIO – COMERCIO AL DETAL (Continuación)**

**Lugares para comer y beber**

- Lugar para comer 070
- Cafetería  5811
  - Restaurante (lugar de comer donde se provee menú completo con servicio de mozo)  5812
  - Lugar de refrigerio u otro lugar de comer donde se provee un menú limitado (hamburguesas, bistecs, pescado (mariscos), pollo, pizza, panqueques, etc.)  5814
  - Restaurante "fast food"  5815
  - Otro – *Especifique*  5816

- Lugar para comer que tiene 25 o más habitaciones de alojamiento  7015
- Lugar para beber (bar, "cocktail lounge," etc.)  5813

**Otras tiendas detallistas**

- Farmacia  5912
- Licorería  5921
- Tiendas de artículos deportivos y bicicletas  5941
- Librería  5942
- Tienda de artículos de escritorio (papelería)  5943
- Tienda de artículos escolares ("school supplies")  5943
- Joyería  5944
- Tienda de juguetes, juegos y artículos para "hobbies"  5945
- Tienda de cámaras y equipo fotográfico  5946
- Tienda de regalos, novedades y "souvenirs"  5947
- Tienda de maletas y artículos de cuero  5948
- Tienda de artículos de costura, bordado y telas  5949
- Detallista que no vende su mercancía en tiendas
  - Ventas por correo (ventas por catálogo)  5961
  - Máquinas que venden mercancía (cigarrillos, refrescos, etc.)  5962
  - Ventas de casa en casa o por teléfono (ventas directas)  5963
- Distribuidor de combustible  5983
- Distribuidor de gas fluido  5984
- Floristería  5992
- Cigarrería y quiosco para la venta de cigarrillos  5993
- Distribuidor de periódicos y quiosco para la venta de periódicos  5994
- Optica  5995
- Otra – *Especifique*  5999

**Sección 19. ESPACIO BAJO TECHO**

¿Tuvo este establecimiento algún espacio bajo techo que se haya utilizado como tienda por departamento, de variedad, de alimentos o farmacia en 1997?

- 250  SI – Espacio TOTAL →
- Espacio bajo techo para VENTAS →
- 2  NO

Pies cuadrados
252
251

**Sección 20. NOMBRE DE LA FRANQUICIA**

¿Usó este establecimiento un nombre autorizado por una franquicia en 1997?

- 333  SI – ¿Opera o tiene derechos de propiedad sobre este establecimiento la franquicia? → 335
- 1  SI
- 2  NO

**Sección 21. CENTRO COMERCIAL**

¿Está este establecimiento localizado en un centro comercial o "mall"?

- 390  SI
- 2  NO



**Parte C – COMERCIO AL DETAL (Continuación)**

COMO INDICAR POR CIENTOS	Indique los porcentajes como números enteros <b>EJEMPLO:</b> Indique 38.76% como →	Por ciento	<b>Sección 23. LINEAS DE MERCANCIA (Continuación)</b>		
		<b>39</b> %	Líneas de mercancía	Uso del censo	Por ciento de las ventas
<b>Sección 22. CLASE DE CLIENTE</b> ¿Cuál fue el porcentaje del total de ventas (sección 5) en 1997 correspondiente a cada clase de cliente?					
		Por ciento			
a. Público en general		237 %	Muebles de sala, comedor y cuarto (excepto camas sueltas, catres, etc.)	230 <b>0344</b>	232 %
b. Otros		239 %	Otros tipos de muebles	<b>0345</b>	%
<b>Sección 23. LINEAS DE MERCANCIA</b> ¿Cuál fue el porcentaje estimado del total de las ventas (sección 5) de 1997 correspondiente a cada línea de mercancía que usted indique para este establecimiento?					
Líneas de mercancía	Uso del censo	Por ciento de las ventas			
Carne, pescado y aves	230 <b>0101</b>	%	Alfombras y pisos	<b>0360</b>	%
Frutas y vegetales frescos	<b>0102</b>	%	Equipo, accesorios y programas ("software") para computadoras del hogar y otro equipo y efectos de calcular	<b>0370</b>	%
Alimentos congelados	<b>0103</b>	%	Utensilios de cocina y artículos para el hogar	<b>0380</b>	%
Productos lácteos y alimentos análogos	<b>0104</b>	%	Prendas	<b>0400</b>	%
Productos de panadería y repostería, excepto los congelados	<b>0106</b>	%	Equipo y artículos de fotografía	<b>0440</b>	%
Otros tipos de alimentos, excluyendo comida para animales	<b>0114</b>	%	Artículos ópticos	<b>0490</b>	%
Comidas, meriendas, "sandwiches," bebidas no alcohólicas que generalmente se sirven para consumo en este establecimiento	<b>0120</b>	%	Artículos deportivos y trofeos	<b>0500</b>	%
Bebidas alcohólicas (servidas en este establecimiento.)	<b>0130</b>	%	Vehículos de recreo	<b>0580</b>	%
Licor, vino y cerveza envasados	<b>0140</b>	%	Ferretería, herramientas, artículos de plomería y artículos eléctricos	<b>0600</b>	%
Cigarros, cigarrillos, tabaco y artículos para fumadores (No incluya las ventas de máquinas que son propiedad de otros.)	<b>0150</b>	%	Equipo y artículos para el césped y el jardín, flores cortadas, plantas, arbustos, fertilizantes, etc.	<b>0620</b>	%
Medicinas recetadas despachadas por farmacéuticos	<b>0161</b>	%	Madera, productos de aserradero, materiales de construcción, equipo y materiales para la reparación y modernización del hogar	<b>0640</b>	%
Medicinas y vitaminas vendidas sin receta médica y otros productos para la salud y la belleza	<b>0162</b>	%	Pintura, artículos de pintura, vidrio y papel para empapelar paredes	<b>0670</b>	%
Jabones, detergentes y limpiadores para el hogar	<b>0180</b>	%	Casas remolques ("mobile homes")	<b>0680</b>	%
Productos de papel	<b>0190</b>	%	Automóviles, camionetas cerradas ("vans") y camiones nuevos	<b>0715</b>	%
Ropa para jovencitos y caballeros	<b>0200</b>	%	Automóviles, camionetas cerradas ("vans") y camiones usados	<b>0716</b>	%
Ropa para damas y jovencitas	<b>0220</b>	%	Otros vehículos de transporte motorizados	<b>0717</b>	%
Accesorios para damas	<b>0230</b>	%	Gasolina	<b>0721</b>	%
Calzado	<b>0260</b>	%	Combustible diesel	<b>0725</b>	%
Artículos de costura, tejido y bordado	<b>0270</b>	%	Otros combustibles para automóviles	<b>0726</b>	%
Cortinas, persianas, persianas venecianas ("venetian blinds"), fundas (de muebles), toallas, sábanas, frisas, manteles, etc.	<b>0280</b>	%	Lubricantes para automóviles (aceites, grasa, etc.)	<b>0730</b>	%
Enseres eléctricos grandes para el hogar	<b>0300</b>	%	Llantas, cámaras de aire (tubos), baterías, accesorios y piezas para automóviles	<b>0740</b>	%
Enseres eléctricos pequeños	<b>0310</b>	%	Combustibles para el hogar	<b>0780</b>	%
Televisores, "videocassettes," cinta de video, etc.	<b>0320</b>	%	Toda otra mercancía		
Equipo de sonido, instrumentos y artículos musicales	<b>0330</b>	%	<i>Si las ventas de mercancía en esta línea sobrepasan el 5% del total, especifique las líneas principales de mercancía y el por ciento de las ventas estimadas en las próximas líneas</i>	<b>9810</b>	%
Muebles y efectos para dormir	<b>0343</b>	%	1) 076	<b>9811</b>	%
			2) 077	<b>9812</b>	%
			3) 078	<b>9813</b>	%
			Ingresos no relacionados con mercancía, recibidos de clientes	<b>9900</b>	%
			<b>TOTAL</b>	<b>9990</b>	<b>100</b> %

**PASE A LA PARTE H, PAGINA 18 Y LLENE EL RESTO DEL CUESTIONARIO**

## Parte D – SERVICIOS

### Sección 24. TIPO DE NEGOCIO – SERVICIOS

**¿Cuál fue el tipo de negocio PRINCIPAL que se llevó a cabo en este establecimiento en 1997 (o la actividad por la cual su establecimiento es conocido al público o al comercio)?**  
*Marque (X) UN solo encasillado.*

#### Agencias de viajes y otros servicios relacionados con el transporte de pasajeros

070

- Agencia de viaje . . . . .  4724
- Operador de excursiones . . . . .  4725
- Otros servicios relacionados con el transporte de pasajeros . . . . .  4729

#### Servicios personales

- Lavandería para la familia y para uso comercial . . . . .  7211
- Planchado de ropa y agentes de lavandería . . . . .  7212
- Lavado y suministro de sábanas, toallas y uniformes . . . . .  7213
- Lavanderías y "dry cleaners" de máquinas activadas por monedas . . . . .  7215
- Planta de "dry cleaning" excepto limpieza de alfombras . . . . .  7216
- Limpieza de alfombras y tapicería . . . . .  7217
- Lavandería industrial . . . . .  7218
- Otros servicios de lavado de ropa, incluyendo lavado a mano – *Especifique* . . . . .  7219

- 
- Estudio fotográfico, retratos . . . . .  7221
  - Salón de belleza . . . . .  7231
  - Barbería . . . . .  7241
  - Zapaterías y salones de limpiabotas . . . . .  7251
  - Servicios funerarios y crematorio . . . . .  7261
  - Servicios de preparación de planillas de contribución sobre ingresos . . . . .  7291
  - Otros servicios personales – *Especifique* . . . . .  7299

#### Servicios comerciales

- Agencia publicitaria . . . . .  7311
- Servicios de rótulos de publicidad (incluyendo carteles y carteleras) . . . . .  7312
- Representante publicitario de radio, televisión y editor . . . . .  7313
- Otros servicios publicitarios (excepto agencias) – *Especifique* . . . . .  7319

- 
- Agencia de cobros y ajustes . . . . .  7322
  - Agencia que proporciona información sobre el crédito . . . . .  7323
  - Servicios de publicidad por correspondencia . . . . .  7331
  - Servicios de reproducción y fotocopia . . . . .  7334
  - Fotografía comercial . . . . .  7335
  - Arte comercial y diseño gráfico . . . . .  7336
  - Servicios secretariales y de relator de cortes . . . . .  7338
  - Servicios de desinfección y exterminación . . . . .  7342
  - Servicios de limpieza y mantenimiento . . . . .  7349
  - Alquiler y arrendamiento de equipo médico . . . . .  7352
  - Alquiler y arrendamiento de equipo pesado de construcción y de remover tierra . . . . .  7353
  - Otro alquiler y arrendamiento de equipo (excepto computadoras o automóviles) . . . . .  7359
  - Agencia de empleo . . . . .  7361
  - Servicio para el suministro de ayuda temporera . . . . .  7363
  - Servicios de programación de computadora . . . . .  7371

### Sección 24. TIPO DE NEGOCIO – SERVICIOS (Continuación)

#### Servicios comerciales (Continuación)

070

- Programas ("software") de computadora pre-empacados . . . . .  7372
- Diseño de sistemas integrados de computadoras . . . . .  7373
- Servicio de procesamiento de datos . . . . .  7374
- Servicios de acceso a información . . . . .  7375
- Servicios gerenciales de computadora . . . . .  7376
- Alquiler y arrendamiento de computadoras . . . . .  7377
- Mantenimiento y reparación de computadoras . . . . .  7378
- Servicios relacionados con computadoras . . . . .  7379
- Servicios de detectives, de protección y de carro blindado . . . . .  7381
- Servicios de sistemas de seguridad . . . . .  7382
- Sindicatos de prensa . . . . .  7383
- Laboratorios de revelado de fotografía . . . . .  7384
- Otros servicios comerciales – *Especifique* . . . . .  7389

#### Reparación y servicios automovilísticos

- Alquiler y arrendamiento de camiones sin chofer . . . . .  7513
- Alquiler de automóviles de pasajeros . . . . .  7514
- Arrendamiento de automóviles de pasajeros . . . . .  7515
- Alquiler de remolques y de vehículos de recreo . . . . .  7519
- Estacionamiento de automóviles . . . . .  7521
- Taller de capota, carrocería, tapicería y pintura . . . . .  7532
- Taller de reparación de sistemas de escape . . . . .  7533
- Taller de reparación y recauchamiento . . . . .  7534
- Taller de reemplazo de cristales de automóviles . . . . .  7536
- Taller de reparación de transmisiones . . . . .  7537
- Taller de reparación general . . . . .  7538
- Otros talleres de reparación de automóviles – *Especifique* . . . . .  7539

- 
- Lavado de carros . . . . .  7542
  - Otros servicios automovilísticos – *Especifique* . . . . .  7549

#### Otros servicios de reparación

- Reparación de radios y televisores . . . . .  7622
- Talleres de reparación y servicio de neveras y acondicionadores de aire . . . . .  7623
- Talleres de reparación eléctrica y electrónica (excepto reparación de computadoras) . . . . .  7629
- Reparación de relojes y prendas . . . . .  7631
- Tapizado y reparación de muebles . . . . .  7641
- Reparación de soldadura . . . . .  7692
- Talleres que se dedican a la reconstrucción o reparación de motores eléctricos . . . . .  7694
- Otros servicios de reparación incluyendo servicios de limpieza de alcantarillas y tanques o pozos sépticos – *Especifique* . . . . .  7699

#### Películas cinematográficas

- Películas cinematográficas y producción de videos . . . . .  7812
- Servicios análogos a la producción de películas . . . . .  7819
- Distribución de películas y cintas . . . . .  7822
- Servicios relacionados a la distribución de películas cinematográficas . . . . .  7829
- Teatros y cines, excepto teatros al aire libre . . . . .  7832
- Alquiler de películas de video . . . . .  7841

**Parte D – SERVICIOS (Continuación)**

**Sección 24. TIPO DE NEGOCIO – SERVICIOS (Continuación)**

- Servicios de entretenimiento y recreación, excepto películas cinematográficas** 070
- Estudio, escuela y salón de baile . . . . .  7911
  - Productor y servicios de teatro . . . . .  7922
  - Banda musical, orquesta, artistas y otros grupos artísticos que no son de teatro . . . . .  7929
  - Bolera . . . . .  7933
  - Club deportivo comercial, empresario y promotor deportivo . . . . .  7941
  - Carreras, incluyendo actividades relacionadas con carreras de caballos, perros, motocicletas y autos . . . . .  7948
  - Gimnasio . . . . .  7991
  - Campo de golf público . . . . .  7992
  - Máquinas de entretenimiento operadas por moneda . . . . .  7993
  - Agencia de lotería (excepto hípica) . . . . .  7994
  - Agencia hípica . . . . .  7995
  - Parque de diversión . . . . .  7996
  - Club deportivo y de recreación para miembros . . . . .  7997
  - Gallera . . . . .  7998
  - Otros servicios de entretenimiento y recreación – *Especifique* . . . . .  7999

- Laboratorios médicos y dentales**
- Laboratorio dental . . . . .  8072
  - Otros servicios médicos y dentales – *Especifique* . . . . .  8021

- Servicios legales**
- Servicios legales . . . . .  8111
  - Sociedad de asistencia legal (u otros servicios legales no lucrativos) – *Especifique* . . . . .  9002

- Museos, galerías de arte y jardines botánicos y zoológicos**
- Museos y galerías de arte . . . . .  8412
  - Jardines botánicos y zoológicos . . . . .  8422

- Ingeniería, arquitectura, agrimensura, investigación, gerencia y servicios análogos**
- Servicios de ingeniería . . . . .  8711
  - Servicios de arquitectura . . . . .  8712
  - Servicios de agrimensura . . . . .  8713
  - Investigación comercial, física y biológica . . . . .  8731
  - Investigación comercial, económica, sociológica y educacional . . . . .  8732
  - Laboratorio de pruebas comerciales . . . . .  8734
  - Servicios gerenciales . . . . .  8741
  - Servicios de consultoría gerencial . . . . .  8742
  - Servicios de relaciones públicas . . . . .  8743
  - Servicios de apoyo administrativo . . . . .  8744
  - Otros servicios de consultoría comercial – *Especifique* . . . . .  8748
  - Otro tipo de servicios – *Especifique* . . . . .  8999

COMO INDICAR POR CIENTOS Indique los porcentajes como números enteros  
**EJEMPLO:** Indique 38.76% como **39** %

**Sección 25. VENTAS DE MERCANCIA**

**a. ¿Vendió este establecimiento alguna mercancía directamente al consumidor, independientemente de los servicios proporcionados en 1997?**

- 371 1  SI – Complete la sección 25b a continuación
- 2  NO – Pase a la sección 26

**b. ¿Cuál fue el porcentaje estimado del total de los ingresos recibidos (sección 5) en 1997 correspondiente a la venta de dicha mercancía? Si es más del 50 por ciento, describa el tipo de mercancía vendida a continuación en COMENTARIOS.**

Por ciento
372
%

**Sección 26. CENTRO COMERCIAL**

**¿Está este establecimiento localizado en un centro comercial o "mall"?**

- 390 1  SI
- 2  NO

**COMENTARIOS**

**PASE A LA PARTE H, PAGINA 18  
Y LLENE EL RESTO DEL CUESTIONARIO**

## Parte E - HOTELES, MOTELES Y OTROS LUGARES DE ALOJAMIENTO

### Sección 27. TIPO DE NEGOCIO – HOTELES, MOTELES Y OTROS LUGARES DE ALOJAMIENTO

¿Cuál fue el tipo de negocio PRINCIPAL que se llevó a cabo en este establecimiento en 1997 (o la actividad por la cual su establecimiento es conocido al público o al comercio)? Marque (X) UN solo encasillado.

#### Hoteles, moteles y casas de huéspedes

- 070
- Hotel de 100 o más habitaciones . . . . .  7011
- Hotel de 25 a 99 habitaciones . . . . .  7012
- Hotel de menos de 25 habitaciones . . . . .  7013
- Hotel recreacional (villas turísticas y paradores) . . . . .  7014
- Motel . . . . .  7015
- Casas de huéspedes . . . . .  7016
- Hotel de una organización o casa de alojamiento con habitaciones disponibles al público en general . . . . .  7041

#### Otros lugares de alojamiento

- Campamento de deportes o recreación – *Especifique* . . . . .  7032
- 
- Parques para remolques y áreas para acampar (transeúntes) . . . . .  7033
- Parque residencial para casas remolques ("mobile homes") . . . . .  6515
- Campamento diurno para niños . . . . .  7999

}

Pase a la parte H, página 18

#### Otro tipo de actividad u operación

- Restaurante, incluyendo –
- Hotel de 100 o más habitaciones . . . . .  7018
- Hotel de 25 a 99 habitaciones . . . . .  7019
- Motel de 25 o más habitaciones . . . . .  7015
- Menos de 25 habitaciones . . . . .  5812
- Otro tipo de actividad – *Especifique* . . . . .  7099
- 

COMO INDICAR POR CIENTOS

Indique los porcentajes como números enteros

**EJEMPLO:** Indique 38.76% como →

Por ciento

**39** %

### Sección 28. FUENTE DE INGRESOS

Los ingresos deben ser declarados como un por ciento del total de los ingresos (sección 5) de 1997.

No incluya impuestos sobre el alquiler de unidades de alojamiento u otros impuestos recibidos de los clientes.

#### a. Ingresos recibidos de los clientes

¿Cuál fue el porcentaje estimado de las ventas e ingresos recibidos de los clientes en 1997 correspondiente a las siguientes fuentes de ingreso? (No incluya los ingresos recibidos de máquinas activadas por moneda que otros negocios administran en este local.)

(1) Alquiler de habitaciones o de unidades de alojamiento (Si las comidas están incluidas como parte de la tarifa de la habitación, estime el porcentaje correspondiente a comidas en la línea a(3).)	Uso del censo	Por ciento
	400	402
	<b>0010</b>	%
(2) Ingresos correspondiente a actividades de casino	<b>0040</b>	%
(3) Venta de comidas y bebidas no alcohólicas	<b>0120</b>	%
(4) Venta de bebidas alcohólicas para consumo en el local	<b>0130</b>	%
(5) Venta de licor, vino o cerveza empacados	<b>0140</b>	%
(6) Venta de otra mercancía	<b>9800</b>	%
(7) Todos los otros ingresos recibidos de clientes (Incluya ingresos por el alquiler de salones de baile, salas de convenciones, uso de lavanderías y otros servicios.)	<b>9980</b>	%
<b>(8) TOTAL</b> (La suma de las líneas (1) hasta la (7) debe ser igual a 100%)	<b>9990</b>	<b>100</b> %

#### b. Ingresos recibidos de otras fuentes

¿Recibió este establecimiento - en sus actividades comerciales - otros ingresos que NO fueran de parte de clientes? (Incluya ingresos correspondientes a alquiler y comisiones recibidos de operarios de departamentos arrendados, concesiones y tiendas, y máquinas operadas por monedas.)

378	1 <input type="checkbox"/> SI	– ¿Cuál fue la cantidad? →	379	Millo- nes	Miles	Dóla- res
	2 <input type="checkbox"/> NO					

### Sección 29. VOLUMEN Y TIPO DE ALOJAMIENTO

a. ¿Cuál fue el número de habitaciones o unidades de alojamiento para alquilar principalmente a huéspedes transeúntes el 31 de diciembre de 1997? (El número de habitaciones o unidades de alojamiento se compone del número de unidades que pueden ser alquiladas como unidades individuales. Las "suites" o grupo de habitaciones que no se pueden subdividir deben contarse como una sola unidad.)

Número al 31 de diciembre de 1997
381

b. ¿Fueron los ingresos por concepto de alquiler de habitaciones o unidades de alojamiento principalmente (más de la mitad), de huéspedes transeúntes?

- 383 1  SI  
2  NO

### Sección 30. LEY DE INCENTIVOS TURISTICOS DE PUERTO RICO

¿Estuvo este establecimiento acogido a la Ley de Incentivos Turísticos de Puerto Rico en 1997?

- 385 1  SI  
2  NO

**PASE A LA PARTE H, PAGINA 18  
Y LLENE EL RESTO DEL CUESTIONARIO**

## Parte F - MANUFACTURA

### Sección 31 TIPO DE ACTIVIDAD – MANUFACTURA

**¿Cuál fue el tipo de actividad manufacturera PRINCIPAL que se llevó a cabo en este establecimiento en 1997 (o la actividad por la cual el establecimiento es conocido al público o al comercio)? Marque (X) UN solo encasillado.**

#### Alimentos y productos análogos

- Planta para la matanza y preparación de carnes, excepto aves y conejos . . . . .  2011
- Salchichas y otras carnes preparadas de materiales comprados . . . . .  2013
- Planta para la matanza y preparación de aves o conejos . . . . .  2015
- Queso natural y procesado . . . . .  2022
- Helados y postres congelados, excepto productos congelados de repostería . . . . .  2024
- Leche líquida y crema . . . . .  2026
- Otros productos lácteos – *Especifique* . . . . .  2029

- Productos especializados enlatados tales como comidas para bebé y sopas, excepto mariscos . . . . .  2032
- Frutas, vegetales, conservas, mermeladas y jaleas enlatadas . . . . .  2033
- Alimentos congelados y en conserva – *Especifique* . . . . .  2038

- Alimento preparado e ingredientes de alimentos para animales y aves, excepto perros y gatos . . . . .  2048
- Otros productos de molinos de granos – *Especifique* . . . . .  2049

- Pan y otros productos de panadería . . . . .  2051
- Galletas y galletitas . . . . .  2052
- Productos de panadería congelados, excepto pan . . . . .  2053
- Dulces y otros productos de confitería, incluyendo dulces de chocolate . . . . .  2064
- Otros productos de confitería, maníes y nueces – *Especifique* . . . . .  2069

- Aceites y grasas comestibles – *Especifique* . . . . .  2079

- Licores destilados y mezclados . . . . .  2085
- Refrescos embotellados y enlatados . . . . .  2086
- Extractos y emulsiones para dar sabor . . . . .  2087
- Otro tipo de bebida – *Especifique* . . . . .  2089

- Pescados y mariscos enlatados y curados . . . . .  2091
- Café tostado, concentrados y extractos de café . . . . .  2095
- Hielo manufacturado . . . . .  2097
- Otros alimentos preparados y productos análogos – *Especifique* . . . . .  2099

#### Productos de tabaco

- Cigarros . . . . .  2121
- Otros productos de tabaco – *Especifique* . . . . .  2129

### Sección 31. TIPO DE ACTIVIDAD – MANUFACTURA (Continuación)

#### Productos textiles

070

- Fábrica de ropa tejida para uso exterior, tales como abrigos y sudaderas . . . . .  2253
- Telas, alfombras, hilaza e hilo y otros productos de fábricas de tejido – *Especifique* . . . . .  2299

#### Ropa y otros productos terminados hechos de tela y materiales similares

- Gabanes y abrigos para hombres y jovencitos . . . . .  2311
- Camisas para hombres y jovencitos . . . . .  2321
- Ropa interior y ropa de dormir para hombres y jovencitos . . . . .  2322
- Pantalones para hombres y jovencitos . . . . .  2325
- Ropa de trabajo para hombres y jovencitos . . . . .  2326
- Otras prendas de vestir y accesorios para hombres y jovencitos – *Especifique* . . . . .  2329

- Blusas y camisas para señoras y señoritas . . . . .  2331
- Vestidos para señoras y señoritas . . . . .  2335
- Otras prendas de vestir de uso externo para señoras y señoritas – *Especifique* . . . . .  2339

- Ropa interior y de dormir para damas y niños . . . . .  2341
- Sostenes, fajas y prendas de vestir análogas . . . . .  2342
- Vestidos, blusas y camisas para niñas y niños . . . . .  2361
- Otras ropas de niñas y niños para uso externo . . . . .  2369
- Cortinas . . . . .  2391
- Artículos para el hogar . . . . .  2392
- Plisados y bordados . . . . .  2395
- Adornos para automóviles y para ropa . . . . .  2396
- Otra ropa y artículos terminados – *Especifique* . . . . .  2399

#### Madera y productos de madera, excepto muebles

- Aserraderos, tablas para pisos y otros productos especiales de aserraderos – *Especifique* . . . . .  2429

- Taller de productos de madera cubiertos con materiales de metal y plástico . . . . .  2431
- Gabinets de cocina y tocadores de baño de madera . . . . .  2434
- Madera dura y blanda enchapada y contrachapada y estructuras de madera – *Especifique* . . . . .  2439

- Paletas y rampas de madera o de metal y madera . . . . .  2448
- Otros envases de madera – *Especifique* . . . . .  2449

- Preservación de madera . . . . .  2491
- Otros productos de madera – *Especifique* . . . . .  2499

## Parte F - MANUFACTURA (Continuación)

### Sección 31. TIPO DE ACTIVIDAD – MANUFACTURA (Continuación)

#### Muebles y accesorios

- 070
- Muebles de madera, excepto tapizados, para el hogar . . .  2511
- Muebles de madera tapizados para el hogar . . . . .  2512
- Muebles de metal para el hogar . . . . .  2514
- Colchones, bases y camas convertibles . . . . .  2515
- Otros muebles para el hogar – *Especifique* . . . . .  2519

- 
- Muebles de oficina hechos en madera y otros  
muebles de oficina – *Especifique* . . . . .  2529

- 
- Muebles para edificios públicos y otros muebles análogos . .  2531
- Estantes, armarios y accesorios de madera  
para tiendas . . . . .  2541
- Accesorios para oficinas y tiendas, excepto  
de madera . . . . .  2542
- Persianas, toldos de metal, varas y varillas para cortinas . .  2591
- Otros muebles y accesorios – *Especifique* . . . . .  2599

#### Papel y productos análogos

- Fábrica de papel . . . . .  2621
- Fábrica de cartón . . . . .  2631
- Cajas de cartón desarmadas . . . . .  2652
- Cajas de cartón corrugado y de fibra sólida . . . . .  2653
- Cajas de cartón dobladas . . . . .  2657
- Otros envases y cajas de cartón – *Especifique* . . . . .  2659

- 
- Bolsas de papel revestido, de plástico y de aluminio . . . .  2673
- Otros productos de papel y productos  
análogos – *Especifique* . . . . .  2679

#### Impresos, publicaciones e industrias análogas

- Periódicos: publicación o publicación e impresión . . . . .  2711
- Revistas: publicación o publicación e impresión . . . . .  2721
- Libros y folletos: publicación o publicación e impresión . .  2731
- Actividades misceláneas de publicaciones . . . . .  2741
- Impresos comerciales, litográficos . . . . .  2752
- Impresos comerciales, fotograbado . . . . .  2754
- Otros impresos comerciales . . . . .  2759
- Reproducción de formularios . . . . .  2761
- Otras publicaciones e impresos – *Especifique* . . . . .  2799

#### Productos químicos y productos análogos

- Gases industriales y otros productos químicos  
inorgánicos – *Especifique* . . . . .  2819

### Sección 31. TIPO DE ACTIVIDAD – MANUFACTURA (Continuación)

#### Productos químicos y productos análogos (Continuación)

- 070
- Materiales plásticos y resinas . . . . .  2821
- Otros materiales sintéticos y fibras fabricadas,  
excepto vidrio – *Especifique* . . . . .  2829

- 
- Productos químicos medicinales y botánicos . . . . .  2833
- Preparados farmacéuticos para uso veterinario  
y de seres humanos . . . . .  2834
- Sustancias para diagnósticos . . . . .  2835
- Jabón y otros detergentes . . . . .  2841
- Lustradores y productos sanitarios . . . . .  2842
- Agentes limpiadores para superficies . . . . .  2843
- Perfumes, cosméticos y artículos de tocador . . . . .  2844
- Pinturas y productos análogos . . . . .  2851
- Adhesivos y selladores . . . . .  2891
- Otros químicos y preparados químicos – *Especifique* . . . .  2899

#### Refinados de petróleo e industrias análogas

- Productos de petróleo refinado, incluyendo gasolina  
y aceite . . . . .  2911
- Mezcla para la pavimentación de asfalto y bloques . . . . .  2951
- Otros productos de petróleo y carbón – *Especifique* . . . .  2999

#### Productos de goma y de plásticos misceláneos

- Hojas y planchas laminadas en plástico . . . . .  3083
- Botellas plásticas . . . . .  3085
- Otros productos de goma y de plásticos – *Especifique* . . .  3089

#### Cuero y productos de cuero

- Calzado para hombres, excepto atlético . . . . .  3143
- Carteras y bolsas de mujer . . . . .  3171
- Artículos de cuero de uso personal excepto  
carteras y bolsas de mujer . . . . .  3172
- Otros cueros y productos de cuero – *Especifique* . . . . .  3199

#### Productos de piedra, barro, vidrio y concreto

- Productos de vidrio hechos de vidrio comprado . . . . .  3231
- Bloques y ladrillos de hormigón . . . . .  3271
- Productos de hormigón, excepto bloques y ladrillos . . . .  3272
- Hormigón preparado . . . . .  3273
- Piedra cortada y productos de piedra . . . . .  3281
- Otros productos de vidrio, cemento hidráulico, arcilla,  
barro, yeso, cal, abrasivos, asbestos y productos  
minerales no metálicos – *Especifique* . . . . .  3299

## Parte F – MANUFACTURA (Continuación)

### Sección 31. TIPO DE ACTIVIDAD – MANUFACTURA (Continuación)

#### Industrias de metales primarios

- 070
- Alambres, clavos y púas de acero . . . . .  3315
- Fundición de hierro y acero, metales no ferrosos  
y otras industrias de productos de metales  
primarios – *Especifique* . . . . .  3399

#### Fabricación de productos metálicos

- Latas de metal . . . . .  3411
- Equipo de calefacción, excepto eléctrico . . . . .  3433
- Fabricación de metal para estructuras . . . . .  3441
- Puertas, bastidores y molduras de metal . . . . .  3442
- Planchas de metal fabricado (talleres de calderas) . . . . .  3443
- Láminas de metal . . . . .  3444
- Trabajos de metal para arquitectura y decoración . . . . .  3446
- Otros trabajos de metal para estructuras – *Especifique* . . . . .  3449

- Productos de máquinas de tornillos . . . . .  3451
- Tornillos, tuercas, remaches, cerrojos y arandelas . . . . .  3452
- Otros metales moldeados – *Especifique* . . . . .  3469

- Galvanizado y pulido de metales . . . . .  3471
- Productos misceláneos de alambre . . . . .  3496
- Otros productos de metal – *Especifique* . . . . .  3499

#### Maquinaria industrial y comercial y equipo de computadoras

- Troqueles, herramientas, plantillas y accesorios . . . . .  3544
- Otra maquinaria y equipo para trabajo en metal –  
*Especifique* . . . . .  3549

- Computadoras electrónicas . . . . .  3571
- Equipo periférico de computadoras, incluyendo  
impresor, "plotter" y monitores para gráficas . . . . .  3577
- Otro equipo de oficina, incluyendo calculadoras y  
terminales y mecanismos para el almacenamiento  
de datos en computadora – *Especifique* . . . . .  3579

- Equipo de refrigeración (aire acondicionado)  
y calefacción . . . . .  3585
- Otra maquinaria comercial e industrial y equipo de  
computadoras – *Especifique* . . . . .  3599

### Sección 31. TIPO DE ACTIVIDAD – MANUFACTURA (Continuación)

#### Equipos y componentes electrónicos y eléctricos, excepto equipo de computadoras

070

- Generadores, distribuidores y transformadores  
especializados . . . . .  3612
- Dispositivos y cuadros de distribución . . . . .  3613
- Otros aparatos eléctricos industriales – *Especifique* . . . . .  3629

- Enseres para el hogar – *Especifique* . . . . .  3639

- Dispositivos de alambrado conductores de corriente . . . . .  3643
- Otro equipo eléctrico para alumbrado y  
alambrado – *Especifique* . . . . .  3648

- Equipo telefónico y telegráfico . . . . .  3661
- Radio, televisión y otros equipos de comunicación –  
*Especifique* . . . . .  3669

- Tablero de circuito impreso . . . . .  3672
- Bobinas, transformadores y conductores electrónicos . . . . .  3677
- Otros equipos y componentes eléctricos y  
electrónicos – *Especifique* . . . . .  3679

#### Equipo de transportación

- Piezas y accesorios para vehículos de motor . . . . .  3714
- Vehículos de motor y equipo de vehículos de  
motor – *Especifique* . . . . .  3719

- Construcción y reparación de botes . . . . .  3732
- Aviones, barcos y otros medios de transportación; piezas,  
equipo y reparación – *Especifique* . . . . .  3799

#### Instrumentos de medida, análisis y control; artículos fotográficos, médicos y ópticos; relojes

- Instrumentos para medir la corriente eléctrica . . . . .  3825
- Equipo e instrumentos quirúrgicos, médicos y  
de veterinaria . . . . .  3841
- Utensilios y suministros ortopédicos, prostéticos y  
quirúrgicos . . . . .  3842
- Equipo y suministros dentales, aparatos radiográficos, de  
irradiación, electromédicos y electroterapéutico –  
*Especifique* . . . . .  3849

- Artículos oftálmicos (lentes de contacto, espejuelos y  
gafas de sol) . . . . .  3851
- Otros instrumentos de medida, análisis y control; artículos  
fotográficos y ópticos; relojes – *Especifique* . . . . .  3879

**Parte F – MANUFACTURA (Continuación)**

**Sección 31. TIPO DE ACTIVIDAD – MANUFACTURA (Continuación)**

**Industrias manufactureras misceláneas** 070

Joyería, metales preciosos . . . . .  3911

Artículos de plata y electroplata . . . . .  3914

Materiales para joyeros y trabajo lapidario . . . . .  3915

Joyería de fantasía y novedades de fantasía . . . . .  3961

Cierres, botones, agujas y alfileres . . . . .  3965

Rótulos y especialidades publicitarias . . . . .  3993

Otras industrias manufactureras – *Especifique* . . . . .  3999

**Sección 32. EMBARQUES Y OTROS INGRESOS**

	Millo- nes	Miles	Dóla- res
<b>a. ¿Cuál fue el VALOR DE LOS EMBARQUES de productos hechos en este establecimiento en 1997?</b> (Incluya las transferencias entre plantas.)	601		
<b>b. ¿Cuáles fueron los ingresos de TRABAJO POR CONTRATO hecho para clientes con los materiales de los mismos clientes?</b> (Describe los productos en los que trabajó y el tipo de trabajo hecho.)	602		
<b>c. ¿Cuáles fueron los INGRESOS MISCELÁNEOS por –</b>	603		
(1) Ventas de desperdicios y desechos?			
(2) Otros ingresos misceláneos (Incluyendo ingresos por trabajos de reparación, etc.)?	604		
<b>d. ¿Cuáles fueron los ingresos por REVENTAS, i.e., ventas de productos comprados y revendidos sin elaboración, manufactura o montaje adicional en este establecimiento?</b>	605		

**Sección 33. EMPLEO Y HORAS TRABAJADAS**

	Número de empleados
<b>a. ¿Cuántos TRABAJADORES DE PRODUCCION fueron empleados en 1997 durante el periodo de pago que incluyó el 12 de cada mes indicado a continuación?</b> (Incluya empleados permanentes o temporeros, de jornada completa o parcial.)	610
(1) Marzo	611
(2) Mayo	612
(3) Agosto	613
(4) Noviembre	615
<b>b. ¿Cuántos fueron los otros empleados que trabajaron durante el periodo de pago que incluyó el 12 de marzo?</b>	615
<b>c. ¿Cuántas horas fueron trabajadas por los TRABAJADORES DE PRODUCCION, por trimestre?</b>	Horas trabajadas
(1) Enero a marzo	616
(2) Abril a junio	617
(3) Julio a septiembre	618
(4) Octubre a diciembre	619
(5) TOTAL de horas trabajadas (Suma de las líneas (1) hasta la (4))	620

**Sección 34. NOMINA**

**¿Cuál fue la nómina anual, antes de las deducciones, para este establecimiento en 1997?**

	Millo- nes	Miles	Dóla- res
a. Trabajadores de producción	625		
b. Todos los otros empleados	626		

**Sección 35. COSTOS ESCOGIDOS**

**¿Cuál fue el costo para este establecimiento en 1997 por concepto de materiales y servicios usados?**

	Millo- nes	Miles	Dóla- res
a. Electricidad	630		
b. Combustibles usados para calefacción o energía	631		
	632		
c. Labor contratada para la producción			
d. Trabajos bajo contrato y labor que no es de producción realizados para usted por otros	633		
e. Artículos comprados y revendidos en la misma condición	634		
f. Materiales, piezas, componentes, envases, etc.	635		

**Sección 36. INVENTARIOS**

**a. ¿Tuvo inventarios al final de 1996 ó 1997?**

636 1  SI – Continúe en la sección 36b  
2  NO – Pase a la sección 37

**b. ¿En este establecimiento, están los inventarios sujetos al método de valoración de últimas entradas, primeras salidas (LIFO)?**

637 1  SI – Complete el resto de esta sección  
2  NO – Pase a la sección 36c

	FINES DE 1997			FINES DE 1996		
	Millo- nes	Miles	Dóla- res	Millo- nes	Miles	Dóla- res
<b>(1) Cantidad sujeta al método de costo LIFO (bruto)</b>	638			639		
<b>(a) Cantidad de la reserva LIFO</b>	640			641		
<b>(b) Valor LIFO de la línea (1) (neto)</b>	642			643		
<b>(2) Cantidad no sujeta al método de costo LIFO</b>	644			645		

**c. ¿Cuál fue el valor TOTAL de todos los inventarios al finalizar los años 1996 y 1997?**

	FINES DE 1997			FINES DE 1996		
	Millo- nes	Miles	Dóla- res	Millo- nes	Miles	Dóla- res
<b>(1) Materiales, suministros, etc.</b>	646			647		
<b>(2) Trabajo en proceso</b>	648			649		
<b>(3) Productos terminados</b>	650			651		
<b>(4) TOTAL de los inventarios (Suma de las líneas (1) hasta la (3))</b>	652			653		

**AVISO** – (Sólo para usuarios de LIFO) La suma de las líneas b(1)(a), b(1)(b) y b(2) debe ser igual a la línea c(4).



**Parte F – MANUFACTURA (Continuación)**

<b>Sección 37. DESEMBOLSOS DE CAPITAL</b>	Millo- nes	Miles	Dóla- res
<b>a. ¿Cuáles fueron los desembolsos de capital por edificios y maquinaria USADA en 1997</b> (excluyendo terreno)? (Desembolsos de capital nuevos NO deben ser incluidos en la sección 37a, pero deben ser indicados a continuación en la sección 37b.)	655		
<b>b. ¿Cuáles fueron los desembolsos de capital por edificios y maquinaria NUEVA?</b> (1) Edificios y otras estructuras (Excluya el terreno.)	656		
(2) Maquinaria y equipo	657		

**Sección 38. VALOR DE LOS PRODUCTOS EMBARCADOS Y TRABAJO POR CONTRATO REALIZADO SEGUN LA LOCALIZACION DEL CLIENTE**  
**¿Cuál fue el valor total en dólares por concepto de productos hechos y trabajo por contrato realizado en 1997 para clientes en cada una de las siguientes localizaciones?**

Localización del cliente  (1)	Valor de los productos embarcados (2)			Valor del trabajo por contrato (3)		
	Millo- nes	Miles	Dóla- res	Millo- nes	Miles	Dóla- res
<b>a.</b> EE.UU. y territorios (No incluya Puerto Rico y las Islas Vírgenes.)	659			660		
<b>b.</b> Islas Vírgenes	661			662		
<b>c.</b> América Central, Sur América y la Zona del Caribe (No incluya las Islas Vírgenes.)	663			664		
<b>d.</b> Otros lugares del extranjero	665			666		
<b>e.</b> Puerto Rico – <i>Complete las líneas de la f hasta la l a continuación</i>	667			668		

Si usted declaró en la línea e, columnas (2) y (3): **¿Cuál fue la distribución de los embarques o trabajo por contrato para clientes ubicados en Puerto Rico?** (La suma de las líneas f hasta la l debe ser igual a las cifras en la línea e, arriba.)

Clase de cliente  (1)	Valor de los productos embarcados (2)			Valor del trabajo por contrato (3)		
	Millo- nes	Miles	Dóla- res	Millo- nes	Miles	Dóla- res
<b>f.</b> Mayoristas	670			671		
<b>g.</b> Detallistas	672			673		
<b>h.</b> Consumidores domésticos	674			675		
<b>i.</b> Gobierno del Estado Libre Asociado	676			677		
<b>j.</b> Compañías de construcción	678			679		
<b>k.</b> Otros establecimientos manufactureros	680			681		
<b>l.</b> Otros clientes	682			683		

**Sección 39. PREGUNTA ESPECIAL**

Si marcó en la sección 4 el encasillado que indica "Corporación": **¿Cuál de los siguientes tipos de corporación describe mejor a este establecimiento al finalizar 1997? Marque (X) UN solo encasillado.**

685 1  Corporación doméstica  
 2  Corporación no doméstica bajo la sección 936  
 3  Corporación no doméstica bajo la sección 30A  
 4  Otra corporación no doméstica

**PASE A LA PARTE H, PAGINA 18 Y LLENE EL RESTO DEL CUESTIONARIO.**

## Parte G – CONSTRUCCION

### Sección 40. TIPO DE ACTIVIDAD – CONSTRUCCION

a. **Describa el tipo de actividad de construcción PRINCIPAL a la que se dedicó este establecimiento en 1997.**

COMO  
INDICAR  
POR CIENTOS

Indique los porcentajes como números enteros

EJEMPLO: Indique 38.76% como →

Por ciento

**39** %

b. **¿Cuál fue el porcentaje estimado del VALOR TOTAL EN DOLARES DE LOS INGRESOS COMERCIALES (sección 5) en 1997 para cada una de las siguientes actividades?**

#### Actividades de construcción

	Por ciento	
Construcción de edificios en terreno ajeno – contratista general	703	%
Construcción de edificios en terreno propio	704	%
Construcción de carreteras, calles, áreas de estacionamiento, pistas de aterrizaje y trabajo relacionado con la construcción de calles y carreteras	705	%
Construcción pesada, tal como puentes, túneles, alcantarillados y otras líneas de servicio público	706	%
Otro tipo de construcción pesada, tal como petroquímicas y plantas de energía para complejos industriales	707	%
Subdivisión y preparación de terreno propio, para la venta	708	%
Subdivisión y preparación de terreno propio, para arriendo o alquiler	709	%
Subdivisión y preparación de terreno ajeno	710	%

**AVISO:** Los contratistas generales que realizaron cualquiera de los trabajos especializados listados a continuación como parte de un contrato general, NO deberán llenar estos encasillados. Sin embargo, si trabajó como Contratista de Trabajos Especializados en 1997, deberá llenar los encasillados correspondientes.

	Por ciento	
Trabajos de enlucido, "drywall" (paredes en seco), acústica e insulación	711	%
Plomería, calefacción y aire acondicionado	712	%
Techado, alero y láminas metálicas	713	%
Trabajo de carpintería	714	%
Trabajo de hormigón	715	%
Trabajo de electricidad	716	%
Instalación o construcción de equipo para edificios	717	%
Trabajo de excavación	718	%
Instalación y otros trabajos para pisos	719	%
Trabajos con vidrios y vidriería	720	%
Albañilería, colocación de piedras y otros trabajos de piedra	721	%
Pintura y empapelado de paredes	722	%
Construcción de estructuras en acero	723	%

### Sección 40. TIPO DE ACTIVIDAD – CONSTRUCCION (Continuación)

#### Actividades de construcción (Continuación)

	Por ciento	
Contratista de construcción de piscinas	724	%
Trabajo de terrazo, azulejo, mármol y mosaico	725	%
Perforación de pozos de agua	726	%
Trabajo de demolición y destrucción	727	%
Otros tipos de trabajos por contrato – <i>Especifique el tipo</i>	728	%
	729	%
	730	%
<b>Otras actividades que no son de construcción</b>	731	
Servicios de arquitectura e ingeniería	732	%
Alquiler de maquinaria y equipo de construcción	733	%
Comercio al detal – <i>Especifique el tipo</i>	734	%
Venta de terreno	735	%
Comercio al por mayor, manufactura y transportación	736	%
Administración de construcción	737	%
Otras actividades comerciales – <i>Especifique el tipo</i>	738	%
	739	%
<b>TOTAL</b>	<b>100</b>	<b>%</b>

**Parte G – CONSTRUCCION (Continuación)**

<b>Sección 41. VALOR DEL NEGOCIO EN DOLARES</b>				<b>Sección 42 TIPOS DE CONSTRUCCION (Continuación)</b>							
<b>a. ¿Cuál fue el valor en dólares de todo el trabajo de construcción realizado en 1997?</b> →		Millo- nes	Miles	Dóla- res	Tipos de construcción			Por ciento del trabajo de construcción realizado (a)	Desglose de la columna (a)		
		741						Construcción nueva (b)	Trabajo de mantenimiento y reparación (c)		
<b>b. ¿Cuáles fueron los ingresos obtenidos en 1997 por concepto de otros tipos de negocio que no están indicados en la pregunta anterior?</b> →		Millo- nes	Miles	Dóla- res	Otra construcción que no sea construcción de edificios – <i>Especifique</i>			%	%	%	
		742						Valor <b>TOTAL</b> del trabajo de construcción realizado (La suma de la columna (b) + la columna (c) debe ser igual a 100%)			<b>100</b> %
<b>INCLUYA –</b> • Construcción nueva • Ampliaciones y alteraciones o reconstrucción • Contratos por trabajos especializados • Trabajo de mantenimiento y reparación • Desarrollo y mejoramiento de terrenos • Edificios y otras estructuras construidas para la venta, sin incluir el valor del terreno • Instalación y servicio de equipo • Trabajo de construcción por cuenta propia											
<b>Sección 42. TIPOS DE CONSTRUCCION</b>				<b>Sección 43. EMPLEO Y HORAS TRABAJADAS</b>							
<b>¿Cuál fue el porcentaje estimado de la cantidad indicada en la sección 41a (el valor en dólares del trabajo de construcción realizado en 1997) para cada tipo de construcción listado a continuación?</b> (Para cada anotación de la columna (a), indique el porcentaje correspondiente a la construcción nueva (incluya ampliaciones y alteraciones) en la columna (b) y el porcentaje de trabajo de mantenimiento y reparación en la columna (c).) <b>AVISO – Columna (b) + columna (c) = columna (a).</b>				<b>a. ¿Cuántos TRABAJADORES DE CONSTRUCCION fueron empleados en 1997 durante el período de pago que incluyó el 12 de cada mes indicado a continuación?</b>				Número de empleados			
Tipos de construcción				Por ciento del trabajo de construcción realizado (a)				Desglose de la columna (a) Construcción nueva (b)      Trabajo de mantenimiento y reparación (c)			
<b>CONSTRUCCION DE EDIFICIOS</b>				(Incluya empleados permanentes o temporeros, de jornada completa o parcial.)				825			
Casas unifamiliares (separadas, unidas y "townhouses")				<b>(1) Marzo</b>				826			
Edificios de apartamentos y otros edificios residenciales				<b>(2) Mayo</b>				827			
Edificios industriales y almacenes				<b>(3) Agosto</b>				828			
Edificios comerciales (bancos, oficinas, tiendas, restaurantes, garajes públicos, estaciones de servicio automovilístico y edificios para actividades recreativas)				<b>(4) Noviembre</b>				829			
Otros edificios no residenciales – <i>Especifique</i>				<b>b. ¿Cuántos fueron los otros empleados que trabajaron durante el período de pago que incluyó el 12 de marzo?</b>				830			
<b>OTRA CONSTRUCCION QUE NO SEA DE EDIFICIOS</b>				<b>c. ¿Cuántas horas fueron trabajadas por los TRABAJADORES DE CONSTRUCCION, por trimestre?</b>				Horas trabajadas			
Carreteras, calles y otros trabajos relacionados				<b>(1) Enero a marzo</b>				831			
Puentes, túneles y carreteras elevadas				<b>(2) Abril a junio</b>				832			
Acueductos, alcantarillados, tuberías y vías para la transmisión de energía y comunicación				<b>(3) Julio a septiembre</b>				833			
				<b>(4) Octubre a diciembre</b>				834			
				<b>(5) TOTAL de horas trabajadas (Suma de las líneas (1) hasta la (4))</b>				834			
<b>Sección 44. NOMINA</b>				<b>Sección 45. TRABAJOS DE CONSTRUCCION OTORGADOS A SUBCONTRATISTAS</b>							
<b>¿Cuál fue la nómina anual, antes de las deducciones, para este establecimiento en 1997?</b>		Millo- nes	Miles	Dóla- res	<b>¿Cuál fue el costo por concepto de trabajos de construcción subcontratados a otros contratistas de construcción para este establecimiento en 1997?</b> (Incluya los trabajos de construcción realizados por empresas manufactureras y el valor de los materiales vendidos a los subcontratistas.)			Millo- nes	Miles	Dóla- res	
		835						837			
<b>a. Trabajadores de construcción</b>											
<b>b. Todos los otros empleados</b>											

**Parte G – CONSTRUCCION (Continuación)**

Sección 46. COSTOS ESCOGIDOS	Millo-	Miles	Dóla-
	nes		res
<b>¿Cuál fue el costo por concepto de materiales y servicios usados para este establecimiento en 1997?</b>	838		
a. <u>Electricidad</u>			
	839		
b. <u>Gasolina, combustible diesel y gasohol</u>			
	840		
c. <u>Otros combustibles para calefacción o energía tales como gas natural, y lubricantes, aceites y grasas.</u>			
	841		
d. <u>Comunicación y reparación de maquinaria, equipo, edificios y otras estructuras</u>			
	842		
e. <u>Alquiler o arrendamiento de maquinaria y equipo de construcción, equipo de transportación, edificios y otras estructuras, equipo de oficina y accesorios (No incluya los pagos por trabajos subcontratados.)</u>			
	843		
f. <u>Materiales, componentes y suministros</u>			

Sección 47. TRABAJOS REALIZADOS PARA OTROS CONTRATISTAS O CONSTRUCTORES		Por ciento
<b>¿Realizó este establecimiento algún trabajo para otros contratistas o constructores en 1997?</b>		854
853	<input type="checkbox"/> SI – <i>Estime qué porcentaje del valor en dólares de los trabajos de construcción realizados (sección 41a) en 1997 corresponde a dicho trabajo.</i>	%
	<input type="checkbox"/> NO	

Sección 48. PROPIEDAD DE PROYECTOS DE CONSTRUCCION		Por ciento
<b>¿Cuál fue el porcentaje estimado del valor en dólares de los trabajos de construcción realizados (sección 41a) correspondiente a proyectos gubernamentales y privados en 1997?</b>		855
a. <u>Construcción propiedad del gobierno (Federal, Estado Libre Asociado o municipal)</u>		%
b. <u>Construcción propiedad privada</u>		%
c. <b>Valor TOTAL</b> del trabajo de construcción realizado (sección 41a) en 1997		<b>100</b> %

Sección 49. BIENES, GASTOS DE CAPITAL Y DEPRECIACION	Edificios, remolques en el local de construcción, ampliaciones e instalaciones relacionadas, sin incluir el terreno (1)			Maquinaria, equipo y vehículos (2)		
	Millo-nes	Miles	Dóla-res	Millo-nes	Miles	Dóla-res
a. <b>¿Cuál fue el valor BRUTO de los bienes depreciables</b> (usualmente, el costo original) <b>a PRINCIPIOS de 1997?</b>	857			858		
b. <b>¿Cuáles fueron los gastos de capital por automóviles, camiones, etc.</b> (para ser usados principalmente en carreteras) <b>NUEVOS en 1997?</b>				859		
c. <b>¿Cuáles fueron los gastos de capital por edificios, maquinaria y vehículos NUEVOS para los proyectos de construcción en 1997?</b>	860			861		
d. <b>¿Cuáles fueron los gastos de capital por edificios y maquinaria USADA en 1997?</b> (Incluya automóviles, camiones, etc. usados.)	862			863		
e. <b>¿Cuál fue el valor BRUTO de bienes depreciables vendidos, retirados, desechados, etc. en 1997?</b>	864			865		
f. <b>¿Cuál fue el valor bruto de bienes depreciables al FINALIZAR el 1997?</b> (La suma de a + b + c + d - e)	866			867		
g. <b>¿Cuáles fueron los cargos por depreciación en 1997?</b>	868			869		

**PASE A LA PARTE H, PAGINA 18, Y LLENE EL RESTO DEL CUESTIONARIO**

## Parte H – TODOS LOS ESTABLECIMIENTOS

### Sección 50. PROPIEDAD, CONTROL Y LOCALIZACION DEL NEGOCIO

**AVISO** – Conteste esta sección únicamente si su Número de Archivo del Censo (CFN) que aparece en la etiqueta de este cuestionario empieza con cero. Si el Número de Archivo no empieza con cero, pase a la sección 52.

**a. ¿Tiene otra compañía control o derechos de propiedad sobre esta compañía?**

097 1  SI →  
2  NO

ANOTE EL NOMBRE, DIRECCION Y CODIGO POSTAL DE LA COMPAÑIA QUE TIENE DERECHOS DE PROPIEDAD

Nombre \_\_\_\_\_

Dirección \_\_\_\_\_

EIN (9 dígitos)

--	--	--	--	--	--	--	--	--	--	--	--	--	--	--	--	--	--	--	--

**b. ¿Tiene esta compañía control o derechos de propiedad sobre alguna otra compañía? Si necesita más espacio, continúe en la sección para COMENTARIOS (sección 51).**

098 1  SI →  
2  NO

ANOTE EL NOMBRE, DIRECCION Y CODIGO POSTAL DE LA COMPAÑIA SOBRE LA CUAL TIENE CONTROL O DERECHOS DE PROPIEDAD

Nombre \_\_\_\_\_

Dirección \_\_\_\_\_

EIN (9 dígitos)

--	--	--	--	--	--	--	--	--	--	--	--	--	--	--	--	--	--	--	--

**c. ¿Estuvo activa esta compañía en más de un local durante 1997?**

**AVISO** – Los locales que no están administrados a tiempo completo por al menos un empleado cubierto bajo este EIN, NO DEBEN indicarse por separado. Incluya los datos de estos locales con los datos indicados para el local principal.

- SI – Anote los locales adicionales a continuación y proporcione la información que se solicita. Si necesita más espacio, continúe en la sección para COMENTARIOS (sección 51).
- NO – Pase a la sección 52

Número y calle		EIN (9 dígitos)		Ventas e ingresos →	Millo- nes	Miles	Dóla- res	Número de empleados durante el período de pago que incluyó el 12 de marzo de 1997 083	¿Están incluidas estas cifras en la página 2 de este informe? 085 1 <input type="checkbox"/> SI 2 <input type="checkbox"/> NO
					081				
1	Municipio	Tipo de negocio en esta localización		Nómina anual →	082				
				081				Número de empleados durante el período de pago que incluyó el 12 de marzo de 1997 083	¿Están incluidas estas cifras en la página 2 de este informe? 085 1 <input type="checkbox"/> SI 2 <input type="checkbox"/> NO
2	Municipio	Tipo de negocio en esta localización		082					

**Sección 51. COMENTARIOS** – Favor de utilizar este espacio para dar cualquier explicación que considere necesaria para poder entender los datos que usted ha proporcionado.

**Sección 52. CERTIFICACION** – Este informe es sustancialmente preciso y ha sido preparado de acuerdo con las instrucciones.

Nombre de la persona a quien consultar con respecto a este informe – Utilice letra de imprenta				Período que cubre este informe →	DE: Mes	Año	A: Mes	Año
Teléfono →	Código de área	Número	Extensión	Firma de la persona que preparó este informe				Fecha

## LINEAS DE PRODUCTOS DEL COMERCIO AL POR MAYOR

CODIGO	LINEA DE PRODUCTO	CODIGO	LINEA DE PRODUCTO
<b>0140</b>	Camiones y tractores	<b>2460</b>	Otros materiales industriales
<b>0250</b>	Equipo para el mercadeo de productos petroleros	<b>2500</b>	Equipo y artículos de salones de belleza y barbería
<b>0420</b>	Muebles para oficinas y negocios	<b>2520</b>	Equipo y materiales para conserjes
<b>0500</b>	Porcelana, cristalería, loza y utensilios domésticos plásticos para el hogar	<b>2530</b>	Equipo y materiales de lavandería y de limpieza en seco (dry cleaning)
<b>0530</b>	Superficies para pisos	<b>2540</b>	Otro equipo y material de establecimientos de servicios
<b>0540</b>	Otros artículos para el hogar	<b>2600</b>	Equipo y material de aviación y aeronáutica
<b>0720</b>	Materiales para techar, para trabajos con tablas de forro, de aislamiento y para canales de desagüe	<b>2620</b>	Maquinaria, equipo y materiales para industrias navieras
<b>0730</b>	Vidrios (Excluya automóviles.)	<b>2630</b>	Otro equipo y material de transportación
<b>0740</b>	Otros materiales de construcción	<b>2700</b>	Artículos y materiales para recreación y deportes
<b>0800</b>	Equipo y materiales fotográficos	<b>2800</b>	Juguetes y artículos y materiales para "hobbies"
<b>0920</b>	Equipo de computadora nuevo	<b>2900</b>	Desperdicios de metales ferrosos
<b>0930</b>	Equipo de computadora usado	<b>2920</b>	Desperdicios de metales no ferrosos
<b>0950</b>	Programas ("software") de computadoras - en existencias	<b>2940</b>	Desechos, excepto metal
<b>0960</b>	Equipo y suministros para restaurantes y hoteles	<b>3000</b>	Prendas, relojes, diamantes y otras piedras preciosas y metales (incluya cubiertos de plata.)
<b>0970</b>	Máquinas y equipo para tiendas	<b>3100</b>	Instrumentos y artículos musicales
<b>1030</b>	Artículos ópticos y oftálmicos	<b>3120</b>	Productos forestales, excepto madera
<b>1020</b>	Suministros dentales	<b>3150</b>	Otros artículos duraderos
<b>1040</b>	Artículos religiosos y escolares	<b>3200</b>	Papel de escribir y papel de imprenta
<b>1050</b>	Otro equipo y material profesional	<b>3300</b>	Objetos de escritorio, artículos de oficina y tarjetas de felicitación
<b>1100</b>	Metales ferrosos	<b>3400</b>	Papel para uso industrial y personal
<b>1230</b>	Metales no ferrosos	<b>3600</b>	Telas y tejidos
<b>1300</b>	Carbón y coque	<b>3700</b>	Mercería y ropa de casa (manteles, sábanas, fundas para almohadas y toallas)
<b>1320</b>	Otros minerales y metalíferos	<b>5000</b>	Ganado, cerdos, ovejas y cabras
<b>1650</b>	Equipo de comunicación electrónico	<b>5100</b>	Cuero y pieles
<b>1660</b>	Equipo electrónico para medición y probación, excepto automotriz	<b>5120</b>	Tabaco en rama
<b>1900</b>	Equipo y materiales para calefacción y acondicionamiento de aire	<b>5130</b>	Lana, estambre y mohair (tela de angora)
<b>2000</b>	Equipo y materiales de refrigeración	<b>5140</b>	Otros productos agrícolas (incomestibles)
<b>2100</b>	Maquinaria, equipo y piezas para construcción y minería	<b>5200</b>	Algodón
<b>2200</b>	Maquinaria, equipo y piezas para la agricultura	<b>5320</b>	Gases industriales
<b>2220</b>	Maquinaria, equipo y piezas para jardinería	<b>5500</b>	Petróleo crudo
<b>2230</b>	Maquinaria, equipo y piezas para el procesamiento de alimentos	<b>5800</b>	Materiales agrícolas
<b>2330</b>	Maquinaria, equipo y piezas para la metalurgia	<b>5900</b>	Tabaco y productos tabaqueros
<b>2340</b>	Equipo y piezas para el manejo de materiales	<b>6110</b>	Flores y materiales para floristerías
<b>2350</b>	Maquinaria, equipo y materiales para refinerías de petróleo, pozos petroleros y oleoductos	<b>6120</b>	Artesanía (Incluya artículos de regalo, novedades y "souvenirs.")
<b>2360</b>	Otra maquinaria, equipo y piezas de carácter industrial	<b>6130</b>	Sacos de tela y arpillera
<b>2370</b>	Equipo de transmisión de fuerza motriz	<b>6140</b>	Pelucas, hilo y productos de cuero
		<b>6150</b>	Otros productos perecederos

# HOJA DE INFORMACION

## CENSO ECONOMICO DE PUERTO RICO

Los censos económicos incluyen establecimientos que se dedican a las siguientes actividades:

**Comercio al por mayor** – Venta de mercancía al por mayor a comerciantes detallistas, usuarios industriales e institucionales y otros consumidores no domésticos.

**Comercio al detal** – Venta de mercancía para consumo personal o familiar y a prestar servicios relacionados con la venta de los artículos.

**Servicios** – Prestar una amplia variedad de servicios a individuos, establecimientos comerciales y de gobierno y otras organizaciones. Los hoteles, moteles y otros lugares de alojamiento son parte del sector de servicios.

**Manufactura** – Fabricación, elaboración y montaje de las piezas que componen los productos.

**Construcción** – Construcción nueva y original; ampliaciones, alteraciones, rehabilitación, remodelación o reconstrucción realizadas por contratistas generales, constructores que trabajan por cuenta propia y contratistas de construcción pesada; y trabajo de mantenimiento, reparación y servicio realizado por electricistas, plomeros, carpinteros, etc.

Si usted **NO** se dedica a estos tipos de actividades, **LLENE LAS SECCIONES 1 HASTA LA 8 Y FIRME EL CUESTIONARIO (sección 52), página 18.**

### QUIENES DEBEN LLENAR EL CUESTIONARIO

Toda firma que reciba un cuestionario del censo está obligada a llenar y devolver un cuestionario aparte para cada uno de sus establecimientos.

### DEFINICION DE ESTABLECIMIENTO

Un establecimiento es definido como una sola ubicación física donde se llevan a cabo actividades comerciales o se realizan operaciones industriales.

### INSTRUCCIONES GENERALES

- Los respondedores no están obligados a proveer respuestas a encuestas, a menos que el cuestionario muestre un número válido de la OMB (Office of Management and Budget). El número de la OMB se encuentra a la izquierda sobre el bloque titulado "Para uso del censo".
- Si el establecimiento cesó operaciones durante 1997, (fue cerrado, vendido o arrendado a otra compañía), llene el cuestionario basado en el tiempo que el establecimiento estuvo operando en 1997.
- Si necesita más espacio para llenar alguna sección, utilice la sección para comentarios al final del cuestionario (si aplica) o adjunte una hoja separada. Si añade hojas adicionales, escriba el Número de Archivo del Censo (CFN) y el número de la sección en la parte superior de cada hoja.
- Favor de retener una copia del cuestionario en sus archivos una vez sea llenado.

### Instrucciones Para Secciones Escogidas:

#### ◆ Parte A – INFORMACION GENERAL

##### Sección 2. UBICACION FISICA

Parte a:

Llene esta parte si la dirección que aparece en la etiqueta que se encuentra en la portada del cuestionario es diferente a la ubicación física de este establecimiento.

Parte b:

Identifique siempre el municipio donde está localizado este establecimiento independientemente de su respuesta en la parte a.

##### Sección 5. VOLUMEN DEL NEGOCIO EN DOLARES

SU RESPUESTA ES ESTRICTAMENTE CONFIDENCIAL. Su informe se utilizará únicamente para desarrollar estadísticas sumarias. NO PUEDE SER UTILIZADO EN ASUNTOS RELACIONADOS CON CONTRIBUCIONES, INVESTIGACIONES O ACCIONES REGLAMENTARIAS.

Incluya:

- Ingreso bruto de la mercancía vendida, servicios prestados y trabajo de construcción realizado en 1997, aunque el pago de los mismos no se haya recibido en 1997.

- Valor total de todos los productos expedidos. Incluya los productos enviados a otras plantas, sucursales de venta, tiendas al por menor o almacenes de su compañía y los productos en consignación.
- Valor actual de la compensación recibida que no fue pagada al contado.
- Cantidades recibidas por concepto de trabajo, aunque el mismo haya sido subcontratado a otros.
- Comisiones, honorarios y otros ingresos de operación para **industrias de servicio** que prestan servicios a comisión, tales como agencias de viaje y agencias de publicidad. NO incluya el valor bruto de las ventas o de las facturas despachadas.
- Valor corriente de las ventas de productos vendidos en lugar de las comisiones recibidas por comerciantes **mayoristas y detallistas** que venden mercancía a consignación o a comisión.
- Ingresos por entrega, instalación, mantenimiento, reparación, alteración, alquiler de equipo, almacenaje y otros servicios y actividades.

No incluya:

- Impuestos sobre ventas y otros impuestos recaudados directamente de los clientes y pagados directamente a agencias de impuestos del Estado Libre Asociado o del Gobierno Federal.
- Ingresos no derivados de las operaciones del negocio, tales como inversiones, alquiler o venta de bienes raíces e intereses.
- Ventas e ingresos de departamentos o concesiones administradas por otras compañías.
- Comisiones recibidas de máquinas vendedoras (vending machines) operadas por otros.
- Valor de los productos hechos a base de comisión u honorarios para otros.
- Valor de los productos comprados y vendidos o transferidos de otros establecimientos **de su compañía** y vendidos sin elaboración adicional.
- Valor de los artículos devueltos.

### Sección 6. NOMINA

Las definiciones son las mismas que se usan en la Declaración Trimestral del Patrono Sobre la Contribución Federal al Seguro Social y Seguro Medicare, formulario 941-PR del Servicio Federal de Rentas Internas (IRS).

Incluya:

- Salarios, sueldos, propinas, vacaciones pagadas, bonos, comisiones y otras compensaciones pagadas a empleados durante 1997, estén o no sujetas a contribuciones sobre ingresos o a los impuestos establecidos bajo la Ley Federal de Contribuciones de Seguros (FICA).
- Salarios de los oficiales y ejecutivos de una corporación.

No incluya:

- Fondos pagados o retirados por los dueños o socios de firmas no incorporadas.
- Pensiones anuales o indemnizaciones suplementarias por desempleo, aunque se hayan retenido las contribuciones sobre ingresos.

### Sección 7. EMPLEO

Incluya:

Parte a:

- Empleados de jornada completa y parcial que figuraban en la nómina durante el período de pago que incluyó el 12 de marzo de 1997.

## Sección 7. EMPLEO – CONTINUACION

Incluya:

Parte a:

- Oficiales y ejecutivos asalariados de una corporación.
- Empleados ausentes que recibieron pago por vacaciones, enfermedad y días feriados.

Parte b:

Propietarios y socios de una compañía no incorporada que trabajaron 15 o más horas durante la semana del 12 de marzo de 1997.

Parte c:

Trabajadores de familia no remunerados de una compañía no incorporada que trabajaron 15 o más horas durante la semana del 12 de marzo de 1997.

## ◆ Parte B – COMERCIO AL POR MAYOR

### Sección 10. TIPO DE OPERACION

- Comerciante mayorista** – Establecimiento que se dedica a comprar y vender mercancía producida por otras firmas, por su propia cuenta.
- Oficina o sucursal de ventas del fabricante** – Establecimiento que pertenece o que está afiliado a una compañía manufacturera por su compañía matriz en Puerto Rico, Estados Unidos o territorios.
- Corredor, agente y vendedor a comisión** – Establecimiento que se dedica a comprar y vender mercancía como agencia, comisionista o corredor para otros, en vez de trabajar por cuenta propia.

### Sección 11. EMPLEO SEGUN LA ACTIVIDAD PRINCIPAL

Parte a:

Indique el número de empleados que se dedicaron a las ventas, vendedores ambulantes, vendedores en camiones y vendedores que trabajan desde sus hogares.

Parte c:

Esta categoría no aplica a compañías de un solo establecimiento. Si su compañía tiene más de un establecimiento, indique el número de empleados que proporcionaron servicios a otros establecimientos de esta compañía.

Parte d:

Indique en la línea b, el número de empleados que participaron en la distribución, clasificación, embalaje y otras actividades similares.

La suma de las líneas a hasta la e debe ser igual a la sección 7a.

### Sección 12. CLASE DE CLIENTE

Parte a:

Incluya ventas a agricultores para la producción agrícola solamente.

Parte b:

Incluya ventas para propósitos de construcción solamente.

Parte c:

Incluya ventas a compradores fuera de Puerto Rico solamente.

Parte h:

Incluya ventas a laboratorios, instituciones, empresas de servicio público, empresas dedicadas a prestar servicios y otros usuarios que normalmente compran mercancía para usarla en el negocio en vez de revenderla.

Parte i:

Incluya las ventas hechas al Gobierno Federal (incluyendo las fuerzas armadas, tiendas militares, la Administración General de Servicios, la Imprenta del Gobierno de los

EE.UU. y otras agencias), al Gobierno del Estado Libre Asociado y a los gobiernos municipales.

## Sección 13. GASTOS DE OPERACION

Incluya:

- Total de la nómina anual indicada en la sección 6a.
- Suplementos sobre sueldos y salarios.
- Pagos de impuestos y permisos para vender licor y tabaco.
- Cargos por depreciación en 1997, incluyendo cargos por depreciación de equipo obtenido a través de un contrato de capital o pago completo o equipo alquilado a otros a través de un contrato de operación.
- Pagos de arriendo y alquiler hechos en 1997, por concepto de equipo alquilado bajo contrato.
- Gastos de publicidad.
- Comisiones pagadas a otros.
- Artículos de oficina, gastos de correo, envío y materiales para empacar.
- Costo del trabajo realizado bajo contrato por otros.
- Otros gastos (tales como, almacenaje, reparaciones, deudas irrecuperables, robos y pérdidas por daño).

No incluya:

- Costo de la mercancía vendida.
- Impuestos sobre ingresos.
- Impuestos sobre ventas y otros impuestos recaudados directamente de clientes y pagados directamente a agencias de impuestos del Estado Libre Asociado o del Gobierno Federal.
- Gastos por el pago de intereses.
- Fondos pagados o retirados por los propietarios y socios de una firma no incorporada.
- Gastos de arriendo por mercancía obtenida a través de un contrato de capital, financiamiento o pago completo.

## Sección 14. VOLUMEN DEL NEGOCIO EN DOLARES

Parte b:

Indique el valor actual de los productos comprados y vendidos por otros, de los que obtuvo honorarios como agencia, corredor o comisionista. Si no puede obtener esta cifra, haga un estimado dividiendo el total de las comisiones recibidas entre el porcentaje a cobrar por las actividades relacionadas con las ventas.

Parte d:

Indique qué porcentaje del total de las ventas (según lo indicó en la sección 5) se debe a los productos extraídos o manufacturados en EE.UU., Puerto Rico o los territorios de EE.UU. por su compañía.

Parte e:

Indique el valor actual de los artículos transferidos (con facturas) a otros establecimientos de esta compañía.

## Sección 15. INVENTARIOS

Indique el valor total de todos los inventarios de este establecimiento al finalizar 1997 en base al costo o al valor actual, usando los métodos de contabilidad que se aceptan generalmente. Las cifras deben ser indicadas como aparecen en los libros de contabilidad. No incluya los inventarios ajenos que administraba este establecimiento.

Para obtener los inventarios sujetos al costo LIFO, utilice la suma de la cantidad LIFO, más la reserva LIFO para llenar la sección 15c.



## Sección 17. LINEAS DE PRODUCTOS

Si existe alguna otra mercancía no listada que haya contribuido el uno por ciento o más del total de las ventas, refiérase a la lista de Líneas de Productos del Comercio al por Mayor en la página 19 del cuestionario. Anote el producto, el código correspondiente y el por ciento del total de las ventas.

Indique en la línea para "Ingresos por servicios prestados y costo de la mano de obra" (Código 9700), los ingresos por concepto de construcción, entrega, instalación, contratos de servicio y actividades misceláneas incluidos en la sección 5.

## ◆ Parte C – COMERCIO AL DETAL

### Sección 19. ESPACIO BAJO TECHO -- Tiendas por Departamento, de Variedad, Supermercados y Farmacias SOLAMENTE.

Incluya:

- Sólo el espacio usado o controlado por este establecimiento.
- Todo el espacio ocupado por este establecimiento en cada piso de edificios de varios pisos.

#### ESPACIO TOTAL:

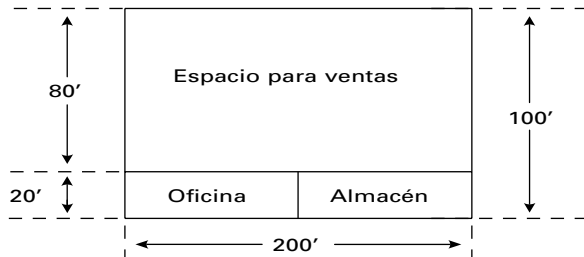
Anote el **total** de pies cuadrados de espacio bajo techo disponible al finalizar 1997. Incluya espacio para almacenamiento general, espacio refrigerado, oficinas, talleres, vidrieras y pasillos de entrada. No incluya espacio fuera del edificio, aunque esté bajo techo.

#### ESPACIO BAJO TECHO UTILIZADO PARA LA VENTA DE MERCANCIA

Anote los pies cuadrados de espacio utilizado para la **venta** de mercancía dentro de la tienda al finalizar 1997. Incluya todas las áreas de la tienda abiertas al público, incluyendo pasillos, elevadores, etc. No incluya vitrinas que den a la calle, pasillos de entrada u otro espacio fuera del edificio.

EJEMPLO — Cómo computar el espacio en pies cuadrados:

- (1) Total del espacio bajo techo es: 200 pies x 100 pies = 20,000 pies cuadrados
- (2) Espacio bajo techo para la venta de mercancía es: 200 pies x 80 pies = 16,000 pies cuadrados



## Sección 23. LINEAS DE MERCANCIA

Indique en la línea para "Ingresos no relacionados con mercancía, recibidos de clientes" (Código 9900), los ingresos recibidos por servicios prestados y por servicios contratados que fueron incluidos en la sección 5.

**NO INCLUYA las ventas de departamentos arrendados o concesiones administradas dentro de este establecimiento por otras compañías.**

## ◆ Parte D – SERVICIOS

No hay instrucciones adicionales para las secciones que aparecen en la Parte D.

## ◆ Parte E – HOTELES, MOTEL Y OTROS LUGARES DE ALOJAMIENTO

No hay instrucciones adicionales para las secciones que aparecen en la Parte E.

## ◆ Parte F – MANUFACTURA

### Sección 32. EMBARQUES Y OTROS INGRESOS

Para la definición del volumen del negocio en dólares, refiérase a las instrucciones para la sección 5.

La suma de las líneas a hasta la d debe ser igual a la sección 5.

### Sección 33. EMPLEO Y HORAS TRABAJADAS

Para la definición de empleo, refiérase a las instrucciones para la sección 7.

Parte a:

Indique el número de trabajadores de producción, hasta el nivel de capataz, que se dedicaron a la elaboración, montaje, envío (pero no entrega), conducir camiones que hacen entregas de hormigón mezclado y otros servicios relacionados.

Parte b:

Indique el resto de los empleados, incluyendo supervisores sobre el nivel de capataz, vendedores (incluyendo conductores que venden mercancía), empleados responsables de entregar la mercancía vendida (conductores de camiones y sus ayudantes), instaladores, oficinista y otro personal técnico profesional.

La suma de las líneas a(1) y b debe ser igual a la sección 7a.

Parte c:

Indique el total de horas trabajadas por trabajadores de producción en la planta. Incluya las horas extras que en realidad se trabajaron y no el equivalente de las mismas con el cual se determina el pago del sobretiempo. No incluya las horas pagadas por vacaciones, días feriados (a menos que en realidad se hayan trabajado) o días por enfermedad.

### Sección 34. NOMINA

Para la definición de nómina, refiérase a las instrucciones para la sección 6. La suma de las líneas a y b debe ser igual a la sección 6a.

### Sección 35. COSTOS ESCOGIDOS

El costo es la cantidad pagada o pagadera después de descuentos, incluyendo gastos de flete y otros cargos incurridos por la adquisición de los materiales o servicios.

Parte a:

No incluya el valor de la electricidad generada por su establecimiento.

Parte b:

No incluya el costo estimado del combustible producido por su establecimiento.

Parte c:

Incluya el costo por empleados que no están en su nómina, pero que han sido contratados a través de otra compañía para desempeñar trabajos específicos relacionados con la producción. No incluya el costo de los materiales usados, que debe ser incluido en la sección 35f.

Parte d:

No incluya el costo de los materiales usados, que debe ser incluido en la sección 35f.

Parte f:

Incluya **UNICAMENTE LOS MATERIALES QUE SE UTILIZARON** en la producción; no incluya los servicios usados ni los gastos generales fijos.

### Sección 36. INVENTARIOS

Indique el valor total de todos los inventarios de este establecimiento al finalizar 1996 y 1997 en base al costo o al valor actual, usando los métodos de contabilidad que se aceptan generalmente. Las cifras deben ser indicadas como aparecen en los libros de contabilidad. **No incluya** los inventarios ajenos que administraba este establecimiento.

Para obtener los inventarios sujetos al costo LIFO, utilice la suma de la cantidad LIFO, más la reserva LIFO para llenar la sección 36c.

### Sección 37. GASTOS DE CAPITAL

Los gastos de capital son todos los gastos incurridos durante 1997 que se pueden cargar a las cuentas de capital fijo y para los cuales se llevan cuentas de depreciación. **No incluya** el costo de mantenimiento y reparación que forma parte de los gastos de operación actuales.

Parte a:

Anote el valor del equipo y edificios comprados, basado en el precio de compra. Para cualquier equipo o estructura transferida para el uso de este establecimiento por su compañía matriz o uno de sus subsidiarios, anote el valor al cual se hizo la transferencia.

**Sección 38. VALOR DE PRODUCTOS EMBARCADOS Y TRABAJO POR CONTRATO REALIZADO SEGUN LA LOCALIZACION DEL CLIENTE**

Indique el destino final de los embarques incluyendo los embarques al extranjero a través de los Estados Unidos. Si se desconoce, indique la localización de la persona a quien se le enviaron o vendieron dichos productos. El valor total de los productos embarcados (la suma de las líneas a hasta la e, columna (2)) debe ser igual a la sección 32a. El valor total del trabajo contratado (la suma de las líneas a hasta la e, columna (3)) debe ser igual a la sección 32b.

◆ **Parte G – CONSTRUCCION**

**Sección 40. TIPO DE ACTIVIDAD**

Parte b:

Indique únicamente las actividades principales para las cuales fue contratado. Los trabajos relacionados con las actividades principales no deben ser indicados por separado.

Incluya los establecimientos que se dedican principalmente a subdividir y desarrollar terrenos para cementerios bajo **otras actividades que no son de construcción.**

**Sección 41. VALOR DEL NEGOCIO EN DOLARES**

Para la definición del valor del negocio en dólares, refiérase a las instrucciones para la sección 5.

Parte a:

Indique los pagos recibidos como auspiciadores de operaciones colectivas y como agentes de los propietarios de trabajos de construcción. También incluya el valor en dólares por la instalación y el costo de los artículos instalados.

Parte b:

Indique los ingresos recibidos del alquiler de equipo y de trabajos (definibles) de arquitectura e ingeniería para otros y los ingresos que cubren el precio de los artículos vendidos, pero que no fueron instalados por este establecimiento.

La suma de las líneas a y b debe ser igual a la sección 5.

**Sección 42. TIPOS DE CONSTRUCCION**

Indique por separado cada tipo de estructura o edificio. Si no es posible, indique el proyecto entero bajo el objetivo principal.

**Sección 43. EMPLEO Y HORAS TRABAJADAS**

Para la definición de empleo, refiérase a las instrucciones para la sección 7.

Parte a:

Indique en las líneas (1) hasta la (4), el número de trabajadores de construcción, hasta el nivel de capataz, incluyendo peones, conductores de camiones y sus ayudantes, operadores de equipo, mecánicos y guardias de seguridad en las líneas (1) a la (4).

Parte b:

Indique el resto de los empleados, incluyendo los responsables de la supervisión sobre el nivel de capataz, personal de oficina, arquitectos, ingenieros, compradores, ejecutivos y otros que desempeñaron actividades que no son de construcción.

La suma de las líneas a(1) y b debe ser igual a la sección 7a.

Parte c:

Indique el total de horas que trabajaron los trabajadores de construcción en el solar. Incluya las horas extras que en realidad se trabajaron y no el equivalente de las mismas con el cual se determina el pago del sobretiempo. No incluya las horas pagadas por vacaciones, días feriados (a menos que en realidad se hayan trabajado) o días por enfermedad.

**Sección 44. NOMINA**

Para la definición de nómina, refiérase a las instrucciones para la sección 6a.

**Sección 46. COSTOS ESCOGIDOS**

El costo es la cantidad pagada o pagadera después de descuentos, incluyendo gastos de flete y otros cargos incurridos por la adquisición de materiales.

Parte d:

Incluya los costos de reparación necesarios para mantener la propiedad y el equipo. No incluya las mejoras que aumentan el valor de la propiedad o que la adaptan para otros usos.

**Sección 49. BIENES, GASTOS DE CAPITAL Y DEPRECIACION**

Los bienes depreciables son las propiedades para las cuales se llevan cuentas de depreciación.

Los gastos son todos los costos incurridos durante 1997 que se pueden cargar a las cuentas de capital fijo y para los cuales se llevan cuentas de depreciación.

Indique el costo original o el valor actual de todos los edificios, equipos y vehículos comprados o adquiridos antes de 1997.

◆ **Parte H – TODOS LOS ESTABLECIMIENTOS**

**Sección 50. PROPIEDAD, CONTROL Y LOCALES DE NEGOCIO**

Parte a:

**MARQUE "SI" si – OTRA** compañía posee más del 50 por ciento de las acciones con derecho a voto, controla la administración y política o tiene autoridad para designar la junta de directores de esta compañía.

**MARQUE "NO" si –**

- Esta compañía tiene una franquicia que le permite usar el nombre de una firma, sin ser propiedad y sin ser administrada por dicha firma.
- Esta compañía administra uno o más departamentos arrendados en un establecimiento ajeno que no posee o controla el departamento o los departamentos.
- Esta compañía está a cargo de la administración de un negocio ajeno.

Parte b:

Indique si esta compañía posee más del 50 por ciento de las acciones con derecho a voto o tiene autoridad para dirigir la administración y política de cualquier compañía subsidiaria y/o afiliada.

Parte c:

Incluya todos los locales de venta y servicio y cualquier otro local, tales como almacenes, oficinas administrativas, etc.

Si MAS DE UN establecimiento fue administrado bajo el EIN:

- Anote primero la localización de la oficina central. Proporcione la dirección de la **ubicación física** para cada local.
- Los datos para los establecimientos administrados durante 1997, pero que no estuvieron activos al finalizar el año, deben combinarse con los datos de la oficina central.
- Las sumas de las ventas y los ingresos, la nómina anual y el empleo deben ser igual a las cantidades indicadas en las secciones 5, 6a y 7a, respectivamente.
- Si los empleados trabajaron en más de un local, indique la nómina anual y el empleo de acuerdo al local donde trabajaron la mayor parte del tiempo.

Se estima que el tiempo promedio que se necesita para completar y enviar este cuestionario es 60 minutos. Este estimado incluye tiempo para leer las instrucciones, reunir y organizar la información, y llenar y revisar el cuestionario. Si desea hacer algún comentario acerca de la exactitud de este estimado de tiempo o si tiene alguna sugerencia sobre cualquier aspecto de esta encuesta, por favor envíenos los mismos al: Associate Director for Administration Comptroller, Attn: Paperwork Reduction Project 0607-0839, Room 3104, Federal Building 3, Bureau of the Census, Washington, DC 20233.

# Appendix C. Industries Included in the 1997 Economic Census of Puerto Rico—Manufacturing

# Apéndice C. Industrias Incluidas en el Censo Económico de Puerto Rico de 1997—Manufactura

SIC code	Short title	Código de la CIU	Título abreviado
<b>20</b>	<b>FOOD AND KINDRED PRODUCTS</b>	<b>20</b>	<b>ALIMENTOS Y PRODUCTOS AFINES</b>
<b>201</b>	<b>Meat Products</b>	<b>201</b>	<b>Productos de Carne</b>
2011	Meat packing plants	2011	Plantas para empacar carne
2013	Sausages and other prepared meats	2013	Salchichas y otras carnes preparadas
2015	Poultry slaughtering and processing	2015	Plantas para la matanza y preparación de aves
<b>202</b>	<b>Dairy Products</b>	<b>202</b>	<b>Productos Lácteos</b>
2021	Creamery butter	2021	Mantequilla de crema
2022	Cheese, natural and processed	2022	Queso natural y procesado
2023	Dry, condensed, evaporated products	2023	Productos lácteos secos, leche condensada o evaporada
2024	Ice cream and frozen desserts	2024	Helados y postres congelados
2026	Fluid milk	2026	Leche líquida
<b>203</b>	<b>Preserved Fruits and Vegetables</b>	<b>203</b>	<b>Frutas y Vegetales en Conserva</b>
2032	Canned specialties	2032	Productos especiales enlatados
2033	Canned fruits and vegetables	2033	Frutas y vegetales en conservas
2034	Dehydrated fruits, vegetables, soups	2034	Frutas, vegetales, y sopas en polvo y deshidratadas
2035	Pickles, sauces, and salad dressings	2035	Pepinillos encurtidos, salsas y aderezos para ensaladas
2037	Frozen fruits and vegetables	2037	Frutas y vegetales congelados
2038	Frozen specialties, n.e.c.	2038	Productos especiales congelados, n.e.c.
<b>204</b>	<b>Grain Mill Products</b>	<b>204</b>	<b>Productos de Molinos de Granos</b>
2041	Flour and other grain mill products	2041	Harinas y otros productos de molinos
2043	Cereal breakfast foods	2043	Cereales para desayuno
2044	Rice milling	2044	Arroz molido
2045	Prepared flour mixes and doughs	2045	Harinas preparadas mezcladas y masas de harina
2046	Wet corn milling	2046	Productos de maíz molido por vía húmeda
2047	Dog and cat food	2047	Alimentos para perros y gatos
2048	Prepared feeds, n.e.c.	2048	Forraje preparado, n.e.c.
<b>205</b>	<b>Bakery Products</b>	<b>205</b>	<b>Productos de Panadería y Repostería</b>
2051	Bread, cake, and related products	2051	Pan, bizcocho y productos afines
2052	Cookies and crackers	2052	Galletas y galletitas dulces
2053	Frozen bakery products, except bread	2053	Productos de panadería congelados, excepto pan
<b>206</b>	<b>Sugar and Confectionery Products</b>	<b>206</b>	<b>Azúcar y Productos de Confitería</b>
2061	Raw cane sugar	2061	Azúcar bruta (o moscabado) de caña
2062	Cane sugar refining	2062	Caña de azúcar refinada
2063	Beet sugar	2063	Azúcar de remolacha
2064	Candy and other confectionery products	2064	Caramelos y otros productos de confitería
2066	Chocolate and cocoa products	2066	Productos de chocolate y cacao
2067	Chewing gum	2067	Chicle
2068	Salted and roasted nuts and seeds	2068	Nueces y semillas saladas y horneadas
<b>207</b>	<b>Fats and Oils</b>	<b>207</b>	<b>Grasas y Aceites</b>
2074	Cottonseed oil mills	2074	Molinos de semillas de algodón
2075	Soybean oil mills	2075	Molinos de semillas de soya
2076	Vegetable oil mills, n.e.c.	2076	Molinos de aceites vegetales, n.e.c.
2077	Animal and marine fats and oils	2077	Grasas y aceites de animales y peces
2079	Edible fats and oils, n.e.c.	2079	Aceites y grasas comestibles, n.e.c.

SIC code	Short title	Código de la CIU	Título abreviado
<b>208</b>	<b>Beverages</b>	<b>208</b>	<b>Bebidas</b>
2082	Malt beverages	2082	Bebidas de malta
2083	Malt	2083	Malta
2084	Wines, brandy, and brandy spirits	2084	Vinos, brandy, y espíritus de brandy
2085	Distilled and blended liquors	2085	Licores destilados y mezclados
2086	Bottled and canned soft drinks	2086	Refrescos embotellados y enlatados
2087	Flavoring extracts and syrups, n.e.c.	2087	Extractos y emulsiones para dar sabor, n.e.c.
<b>209</b>	<b>Miscellaneous Food and Kindred Products</b>	<b>209</b>	<b>Alimentos y Productos Afines Misceláneos</b>
2091	Canned and cured fish and seafoods	2091	Pescados y mariscos enlatados y curados
2092	Fresh or frozen prepared fish	2092	Pescado preparado fresco o congelado
2095	Roasted coffee	2095	Café tostado
2096	Potato chips and similar snacks	2096	Hojuelas de papas fritas y otras meriendas similares
2097	Manufactured ice	2097	Hielo manufacturado
2098	Macaroni and spaghetti	2098	Macarrones y fideos largos
2099	Food preparations, n.e.c.	2099	Otros alimentos preparados, n.e.c.
<b>21</b>	<b>TOBACCO PRODUCTS</b>	<b>21</b>	<b>PRODUCTOS DE TABACO</b>
<b>211</b>	<b>Cigarettes</b>	<b>211</b>	<b>Cigarrillos</b>
2111	Cigarettes	2111	Cigarrillos
<b>212</b>	<b>Cigars</b>	<b>212</b>	<b>Cigarros</b>
2121	Cigars	2121	Cigarros
<b>213</b>	<b>Chewing and Smoking Tobacco</b>	<b>213</b>	<b>Tabaco para Mascar y Fumar</b>
2131	Chewing and smoking tobacco	2131	Tabaco para mascar y fumar
<b>214</b>	<b>Tobacco Stemming and Redrying</b>	<b>214</b>	<b>Tabaco Despalillado y Secado</b>
2141	Tobacco stemming and redrying	2141	Tabaco despalillado y secado
<b>22</b>	<b>TEXTILE MILL PRODUCTS</b>	<b>22</b>	<b>PRODUCTOS TEXTILES</b>
<b>221</b>	<b>Broadwoven Fabric Mills, Cotton</b>	<b>221</b>	<b>Fábricas de Tejidos de Algodón</b>
2211	Broadwoven fabric mills, cotton	2211	Fábricas de tejidos de algodón
<b>222</b>	<b>Broadwoven Fabric Mills, Manmade</b>	<b>222</b>	<b>Fábricas de Tejidos de Fibras Sintéticas</b>
2221	Broadwoven fabric mills, manmade	2221	Fábricas de tejidos de fibras sintéticas
<b>223</b>	<b>Broadwoven Fabric Mills, Wool</b>	<b>223</b>	<b>Fábricas de Tejidos de Lana</b>
2231	Broadwoven fabric mills, wool	2231	Fábricas de tejidos de lana
<b>224</b>	<b>Narrow Fabric Mills</b>	<b>224</b>	<b>Fábricas de Tejidos Estrechos</b>
2241	Narrow fabric mills	2241	Fábricas de tejidos estrechos
<b>225</b>	<b>Knitting Mills</b>	<b>225</b>	<b>Fábricas de Tejidos de Punto</b>
2251	Women's hosiery, except socks	2251	Medias para damas, excepto calcetines
2252	Hosiery, n.e.c.	2252	Otras medias, n.e.c.
2253	Knit outerwear mills	2253	Fábricas de ropa tejida para uso exterior
2254	Knit underwear mills	2254	Fábricas de ropa tejida para uso interior
2257	Weft knit fabric mills	2257	Fábricas de tejidos de textura
2258	Lace and warp knit fabric mills	2258	Encajes y fábricas de telas hechas de urdimbre
2259	Knitting mills, n.e.c.	2259	Fábricas de tejidos de punto, n.e.c.
<b>226</b>	<b>Textile Finishing, Except Wool</b>	<b>226</b>	<b>Acabado de Productos Textiles, Excepto Lana</b>
2261	Finishing plants, cotton	2261	Fábricas de acabado de algodón
2262	Finishing plants, manmade	2262	Fábricas de acabado de fibras sintéticas
2269	Finishing plants, n.e.c.	2269	Fábricas de acabado, n.e.c.

SIC code	Short title	Código de la CIU	Título abreviado
<b>227</b> 2273	<b>Carpets and Rugs</b> Carpets and rugs	<b>227</b> 2273	<b>Alfombras y Tapices</b> Alfombras y tapices
<b>228</b> 2281 2282 2284	<b>Yarn and Thread Mills</b> Yarn spinning mills Throwing and winding mills Thread mills	<b>228</b> 2281 2282 2284	<b>Fábricas de Hilaza e Hilos</b> Fábricas de hilandería Fábricas de hilaza torcida devanada Fábricas de hilo
<b>229</b> 2295 2296 2297 2298 2299	<b>Miscellaneous Textile Goods</b> Coated fabrics, not rubberized Tire cord and fabrics Nonwoven fabrics Cordage and twine Textile goods, n.e.c.	<b>229</b> 2295 2296 2297 2298 2299	<b>Artículos Textiles Misceláneos</b> Géneros laminados sin engomar Cordón y género para llantas Textiles no tejidos Cordón y cordelería Artículos textiles, n.e.c.
<b>23</b>	<b>APPAREL AND OTHER TEXTILE PRODUCTS</b>	<b>23</b>	<b>ROPA Y OTROS PRODUCTOS TEXTILES</b>
<b>231</b> 2311	<b>Men's and Boys' Suits and Coats</b> Men's and boys' suits and coats	<b>231</b> 2311	<b>Trajes y Abrigos para Hombres y Jovencitos</b> Trajes y abrigos, para hombres y jovencitos
<b>232</b> 2321 2322	<b>Men's and Boys' Furnishings</b> Men's and boys' shirts Men's and boys' underwear and nightwear	<b>232</b> 2321 2322	<b>Prendas de Vestir y Accesorios para Hombres y Jovencitos</b> Camisas para hombres y jovencitos Ropa interior y ropa de dormir para hombres y jovencitos
2323 2325 2326 2329	Men's and boys' neckwear Men's and boys' trousers and slacks Men's and boys' work clothing Men's and boys' clothing, n.e.c.	2323 2325 2326 2329	Corbatas y bufandas para hombres y jovencitos Pantalones para hombres y jovencitos Ropa de trabajo para hombres y jovencitos Prendas de vestir para hombres y jovencitos, n.e.c.
<b>233</b> 2331 2335 2337 2339	<b>Women's and Misses' Outerwear</b> Women's and misses' blouses and shirts Women's, juniors', and misses' dresses Women's and misses' suits and coats Women's and misses' outerwear, n.e.c.	<b>233</b> 2331 2335 2337 2339	<b>Prendas de Vestir de Uso Exterior para Señoras y Señoritas</b> Blusas y camisas para señoras y señoritas Vestidos para señoras y señoritas Trajes de sastré y abrigos para señoras y señoritas Prendas de vestir de uso exterior para señoras y señoritas, n.e.c.
<b>234</b> 2341 2342	<b>Women's and Children's Undergarments</b> Women's and children's underwear Bras, girdles, and allied garments	<b>234</b> 2341 2342	<b>Ropa Interior para Señoras y Niños</b> Ropa interior para señoras y niños Sostenes, fajas, y prendas de vestir afines
<b>235</b> 2353	<b>Hats, Caps, and Millinery</b> Hats, caps, and millinery	<b>235</b> 2353	<b>Sombreros, Gorras, y Sombreros para Damas</b> Sombreros, gorras, y sombreros para damas
<b>236</b> 2361 2369	<b>Girls' and Children's Outerwear</b> Girls' and children's dresses, blouses Girls' and children's outerwear, n.e.c.	<b>236</b> 2361 2369	<b>Ropa de Niños y Niñas para Uso Exterior</b> Vestidos, blusas y camisas para niñas y niños Ropa de niñas y niños para uso exterior, n.e.c.
<b>237</b> 2371	<b>Fur Goods</b> Fur goods	<b>237</b> 2371	<b>Artículos de Piel</b> Artículos de piel
<b>238</b> 2381 2384 2385 2386 2387 2389	<b>Miscellaneous Apparel and Accessories</b> Fabric dress and work gloves Robes and dressing gowns Waterproof outerwear Leather and sheep-lined clothing Apparel belts Apparel and accessories, n.e.c.	<b>238</b> 2381 2384 2385 2386 2387 2389	<b>Ropa y Accesorios Misceláneos</b> Guantes de tela para vestir y para el trabajo Batas de baño y batas de casa Prendas impermeables para uso exterior Ropa de cuero y ropa forrada con piel de oveja Cinturones para prendas de vestir Ropa y accesorios, n.e.c.

SIC code	Short title	Código de la CIU	Título abreviado
<b>239</b>	<b>Miscellaneous Fabricated Textile Products</b>	<b>239</b>	<b>Productos Textiles Fabricados Misceláneos</b>
2391	Curtains and draperies	2391	Cortinas y cortinajes
2392	Housefurnishings, n.e.c.	2392	Artículos para el hogar, n.e.c.
2393	Textile bags	2393	Sacos de tela
2394	Canvas and related products	2394	Artículos de lona y productos afines
2395	Pleating and stitching	2395	Plisados y bordados
2396	Automotive and apparel trimmings	2396	Adornos para automóviles y para ropa
2397	Schiffli machine embroideries	2397	Bordados en máquinas Schiffli
2399	Fabricated textile products, n.e.c.	2399	Productos textiles fabricados, n.e.c.
<b>24</b>	<b>LUMBER AND WOOD PRODUCTS</b>	<b>24</b>	<b>LEÑA Y PRODUCTOS DE MADERA, EXCEPTO MUEBLES</b>
<b>241</b>	<b>Logging</b>	<b>241</b>	<b>Transporte de Troncos</b>
2411	Logging	2411	Transporte de troncos
<b>242</b>	<b>Sawmills and Planing Mills</b>	<b>242</b>	<b>Aserraderos y Talleres de Acepilladura</b>
2421	Sawmills and planing mills, general	2421	Aserraderos y talleres de acepilladura en general
2426	Hardwood dimension and flooring mills	2426	Piezas y tablas de madera dura para pisos
2429	Special product sawmills, n.e.c.	2429	Aserraderos de productos especiales, n.e.c.
<b>243</b>	<b>Millwork, Plywood and Structural Members</b>	<b>243</b>	<b>Productos de Molinos, Paneles, y Piezas de Madera para Estructuras</b>
2431	Millwork	2431	Productos de molinos
2434	Wood kitchen cabinets	2434	Gabinetes de madera para la cocina
2435	Hardwood veneer and plywood	2435	Madera dura laminada y enchapada
2436	Softwood veneer and plywood	2436	Madera blanda laminada y enchapada
2439	Structural wood members, n.e.c.	2439	Productos de madera para estructuras, n.e.c.
<b>244</b>	<b>Wood Containers</b>	<b>244</b>	<b>Envases de Madera</b>
2441	Nailed wood boxes and shook	2441	Cajas de madera clavadas, duelas, y otro material para hacer cajas y barriles
2448	Wood pallets and skids	2448	Paletas y rampas de madera
2449	Wood containers, n.e.c.	2449	Envases de madera, n.e.c.
<b>245</b>	<b>Wood Buildings and Mobile Homes</b>	<b>245</b>	<b>Edificios de Madera y Casas Movibles</b>
2451	Mobile homes	2451	Casas movibles
2452	Prefabricated wood buildings	2452	Edificios de madera prefabricados
<b>249</b>	<b>Miscellaneous Wood Products</b>	<b>249</b>	<b>Productos de Madera Misceláneos</b>
2491	Wood preserving	2491	Preservación de madera
2493	Reconstituted wood products	2493	Productos de madera reconstituída
2499	Wood products, n.e.c.	2499	Productos de madera, n.e.c.
<b>25</b>	<b>FURNITURE AND FIXTURES</b>	<b>25</b>	<b>MUEBLES Y ACCESORIOS</b>
<b>251</b>	<b>Household Furniture</b>	<b>251</b>	<b>Muebles para el Hogar</b>
2511	Wood household furniture	2511	Muebles de madera para el hogar
2512	Upholstered household furniture	2512	Muebles de madera tapizados para el hogar
2514	Metal household furniture	2514	Muebles de metal para el hogar
2515	Mattresses and bedsprings	2515	Colchones
2517	Wood TV and radio cabinets	2517	Gabinetes de madera para televisores y radios
2519	Household furniture, n.e.c.	2519	Muebles para el hogar, n.e.c.
<b>252</b>	<b>Office Furniture</b>	<b>252</b>	<b>Muebles para Oficina</b>
2521	Wood office furniture	2521	Muebles de madera para oficina
2522	Office furniture, except wood	2522	Muebles de oficina, excepto de madera

SIC code	Short title	Código de la CIU	Título abreviado
<b>253</b>	<b>Public Building and Related Furniture</b>	<b>253</b>	<b>Muebles para Edificios Públicos y Otros Muebles Afines</b>
2531	Public building and related furniture	2531	Muebles para edificios públicos y otros muebles afines
<b>254</b>	<b>Partitions and Fixtures</b>	<b>254</b>	<b>Tabiques e Instalaciones Fijas</b>
2541	Wood partitions and fixtures	2541	Tabiques (divisiones) de madera e instabciones fijas
2542	Partitions and fixtures, except wood	2542	Tabiques, e instalaciones fijas excepto de madera
<b>259</b>	<b>Miscellaneous Furniture and Fixtures</b>	<b>259</b>	<b>Muebles e Instalaciones Fijas Misceláneas</b>
2591	Drapery hardware and blinds and shades	2591	Persianas venecianas y cortinas de sol y accesorios
2599	Furniture and fixtures, n.e.c.	2599	Otros muebles y accesorios, n.e.c.
<b>26</b>	<b>PAPER AND ALLIED PRODUCTS</b>	<b>26</b>	<b>PAPEL Y PRODUCTOS AFINES</b>
<b>261</b>	<b>Pulp Mills</b>	<b>261</b>	<b>Molinos de Pulpa</b>
2611	Pulp mills	2611	Molinos de pulpa
<b>262</b>	<b>Paper Mills</b>	<b>262</b>	<b>Fábricas de Papel</b>
2621	Paper mills	2621	Fábricas de papel
<b>263</b>	<b>Paperboard Mills</b>	<b>263</b>	<b>Fábricas de Cartón</b>
2631	Paperboard mills	2631	Fábricas de cartón
<b>265</b>	<b>Paperboard Containers and Boxes</b>	<b>265</b>	<b>Envases y Cajas de Cartón</b>
2652	Setup paperboard boxes	2652	Cajas de cartón desarmadas
2653	Corrugated and solid fiber boxes	2653	Cajas de cartón corrugado y de fibra sólida
2655	Fiber cans, drums and similar products	2655	Latas y drones de fibra prensada y productos similares
2656	Sanitary food containers	2656	Envases sanitarios para alimentos
2657	Folding paperboard boxes	2657	Cajas de cartón dobladas
<b>267</b>	<b>Miscellaneous Converted Paper Products</b>	<b>267</b>	<b>Productos de Papel Procesado Misceláneos</b>
2671	Paper coated and laminated, packaging	2671	Papel de empacar revestido y laminado
2672	Paper coated and laminated, n.e.c.	2672	Papel revestido y laminado, n.e.c.
2673	Bags: plastics, laminated, and coated	2673	Bolsas plásticas, de aluminio y de papel revestido
2674	Bags: uncoated paper and multiwall	2674	Bolsas de papel no revestido y de paredes múltiples
2675	Die-cut paper and board	2675	Productos de papel y cartón cortados a troquel
2676	Sanitary paper products	2676	Productos sanitarios hechos de papel
2677	Envelopes	2677	Sobres
2678	Stationery products	2678	Productos de escritorio
2679	Converted paper products, n.e.c.	2679	Productos de papel procesados, n.e.c.
<b>27</b>	<b>PRINTING AND PUBLISHING</b>	<b>27</b>	<b>IMPRESOS Y PUBLICACIONES</b>
<b>271</b>	<b>Newspapers</b>	<b>271</b>	<b>Periódicos</b>
2711	Newspapers	2711	Periódicos
<b>272</b>	<b>Periodicals</b>	<b>272</b>	<b>Revistas</b>
2721	Periodicals	2721	Revistas
<b>273</b>	<b>Books</b>	<b>273</b>	<b>Libros</b>
2731	Book publishing	2731	Publicación de libros
2732	Book printing	2732	Impresión de libros
<b>274</b>	<b>Miscellaneous Publishing</b>	<b>274</b>	<b>Publicaciones Misceláneas</b>
2741	Miscellaneous publishing	2741	Publicaciones misceláneas
<b>275</b>	<b>Commercial Printing</b>	<b>275</b>	<b>Impresos Comerciales</b>
2752	Commercial printing, lithographic	2752	Impresos comerciales, litográficos
2754	Commercial printing, gravure	2754	Impresos comerciales, fotograbado
2759	Commercial printing, n.e.c.	2759	Impresos comerciales, n.e.c.

SIC code	Short title	Código de la CIU	Título abreviado
<b>276</b> 2761	<b>Manifold Business Forms</b> Manifold business forms	<b>276</b> 2761	<b>Formularios Comerciales de Hojas Múltiples</b> Formularios comerciales de hojas múltiples
<b>277</b> 2771	<b>Greeting Cards</b> Greeting cards	<b>277</b> 2771	<b>Tarjetas de Felicitación</b> Tarjetas de felicitación
<b>278</b> 2782 2789	<b>Blankbooks and Bookbinding</b> Blankbooks and looseleaf binders  Bookbinding and related work	<b>278</b> 2782 2789	<b>Libros de Formularios en Blanco y Encuadernación</b> Libros de formularios en blanco y carpetas de argollas para hojas sueltas Encuadernación de libros y trabajos relacionados
<b>279</b> 2791 2796	<b>Printing Trade Services</b> Typesetting Platemaking services	<b>279</b> 2791 2796	<b>Servicios de Impresión</b> Composición tipográfica Fabricación de placas y servicios relacionados
<b>28</b>	<b>CHEMICALS AND ALLIED PRODUCTS</b>	<b>28</b>	<b>PRODUCTOS QUÍMICOS Y PRODUCTOS AFINES</b>
<b>281</b> 2812 2813 2816 2819	<b>Industrial Inorganic Chemicals</b>  Alkalies and chlorine Industrial gases Inorganic pigments Industrial inorganic chemicals, n.e.c.	<b>281</b> 2812 2813 2816 2819	<b>Productos Químicos Inorgánicos para Fines Industriales</b> Alcalis y cloro Gases industriales Pigmentos inorgánicos Productos químicos inorgánicos para fines industriales, n.e.c.
<b>282</b> 2821 2822 2823 2824	<b>Plastics Materials and Synthetics</b> Plastics materials and resins Synthetic rubber Cellulosic manmade fibers Organic fibers, noncellulosic	<b>282</b> 2821 2822 2823 2824	<b>Materiales Plásticos y Sintéticos</b> Materiales plásticos y resinas Goma sintética Fibras celulósicas fabricadas Fibras orgánicas no celulósicas
<b>283</b> 2833 2834 2835 2836	<b>Drugs</b> Medicinals and botanicals Pharmaceutical preparations Diagnostic substances Biological products except diagnostic	<b>283</b> 2833 2834 2835 2836	<b>Drogas</b> Productos medicinales y botánicos Preparados farmacéuticos Substancias para diagnósticos Productos biológicos, excepto substancias para diagnósticos
<b>284</b> 2841 2842 2843 2844	<b>Soap, Cleaners, and Toilet Goods</b>  Soap and other detergents Polishes and sanitation goods Surface active agents Toilet preparations	<b>284</b> 2841 2842 2843 2844	<b>Jabón, Detergentes y Otros Preparados para el Baño</b> Jabón y otros detergentes Lustradores y productos para la higiene Agentes limpiadores que actúan sobre superficies Preparados para el baño
<b>285</b> 2851	<b>Paints and Allied Products</b> Paints and allied products	<b>285</b> 2851	<b>Pinturas y Productos Afines</b> Pinturas y productos afines
<b>286</b> 2861 2865 2869	<b>Industrial Organic Chemicals</b> Gum and wood chemicals Cyclic crudes and intermediates Industrial organic chemicals, n.e.c.	<b>286</b> 2861 2865 2869	<b>Productos Químicos Orgánicos Industriales</b> Productos químicos de goma y madera Productos cíclicos sin refinar e intermedios Productos químicos orgánicos industriales, n.e.c.
<b>287</b> 2873 2874 2875 2879	<b>Agricultural Chemicals</b> Nitrogenous fertilizers Phosphatic fertilizers Fertilizers, mixing only Agricultural chemicals, n.e.c.	<b>287</b> 2873 2874 2875 2879	<b>Productos Químicos para la Agricultura</b> Fertilizantes nitrogenados Fertilizantes fosfáticos Fertilizantes, mezclas únicamente Productos químicos para la agricultura, n.e.c.



SIC code	Short title	Código de la CIU	Título abreviado
<b>289</b>	<b>Miscellaneous Chemical Products</b>	<b>289</b>	<b>Productos Químicos Misceláneos</b>
2891	Adhesives and sealants	2891	Productos adhesivos para sellar
2892	Explosives	2892	Explosivos
2893	Printing ink	2893	Tinta para impresiones
2895	Carbon black	2895	Negro de carbón
2899	Chemical preparations, n.e.c.	2899	Químicos y preparados químicos, n.e.c.
<b>29</b>	<b>PETROLEUM AND COAL PRODUCTS</b>	<b>29</b>	<b>PRODUCTOS DE PETRÓLEO Y CARBÓN</b>
<b>291</b>	<b>Petroleum Refining</b>	<b>291</b>	<b>Refinados de Petróleo</b>
2911	Petroleum refining	2911	Refinados de petróleo
<b>295</b>	<b>Asphalt Paving and Roofing Materials</b>	<b>295</b>	<b>Materiales para la Pavimentación de Asfalto y Techado</b>
2951	Asphalt paving mixtures and blocks	2951	Mezcla y bloques para pavimentación de asfalto
2952	Asphalt felts and coatings	2952	Filtro saturado de asfalto, y asfalto para revestimiento
<b>299</b>	<b>Miscellaneous Petroleum and Coal Products</b>	<b>299</b>	<b>Productos de Petróleo y Carbón Misceláneos</b>
2992	Lubricating oils and greases	2992	Grasas y aceites lubricantes
2999	Petroleum and coal products, n.e.c.	2999	Productos de petróleo y carbón, n.e.c.
<b>30</b>	<b>RUBBER AND MISCELLANEOUS PLASTICS PRODUCTS</b>	<b>30</b>	<b>PRODUCTOS DE GOMA Y DE PLÁSTICOS MISCELÁNEOS</b>
<b>301</b>	<b>Tires and Inner Tubes</b>	<b>301</b>	<b>Llantas y Cámaras o Tubos para Llantas</b>
3011	Tires and inner tubes	3011	Llantas y cámaras o tubos para llantas
<b>302</b>	<b>Rubber and Plastics Footwear</b>	<b>302</b>	<b>Calzado de Goma y de Plástico</b>
3021	Rubber and plastics footwear	3021	Calzado de goma y de plástico
<b>305</b>	<b>Hose and Belting and Gaskets and Packing</b>	<b>305</b>	<b>Mangas, Poleas, Arandelas y Envases</b>
3052	Rubber and plastics hose and belting	3052	Poleas y mangeras de goma o plástico
3053	Gaskets, packing and sealing devices	3053	Arandelas, envases y aparatos de sellar
<b>306</b>	<b>Fabricated Rubber Products, N.E.C.</b>	<b>306</b>	<b>Productos de Goma Fabricada, n.e.c.</b>
3061	Mechanical rubber goods	3061	Productos de goma para mecánica
3069	Fabricated rubber products, n.e.c.	3069	Productos de goma fabricados, n.e.c.
<b>308</b>	<b>Miscellaneous Plastics Products, N.E.C.</b>	<b>308</b>	<b>Productos Plásticos Misceláneos, n.e.c.</b>
3081	Unsupported plastics film and sheet	3081	Láminas y laminillas de plástico sin sostén
3082	Unsupported plastics profile shapes	3082	Siluetas de moldes plásticos sin sostén
3083	Laminated plastics plate and sheet	3083	Planchas y láminas plásticas laminadas
3084	Plastics pipe	3084	Cañerías plásticas
3085	Plastics bottles	3085	Botellas plásticas
3086	Plastics foam products	3086	Productos de espuma plástica
3087	Custom compound purchased resins	3087	Mezcla a la medida de resinas compradas
3088	Plastics plumbing fixtures	3088	Artefactos plásticos de plomería
3089	Plastics products, n.e.c.	3089	Productos plásticos, n.e.c.
<b>31</b>	<b>LEATHER AND LEATHER PRODUCTS</b>	<b>31</b>	<b>CUERO Y PRODUCTOS DE CUERO</b>
<b>311</b>	<b>Leather Tanning and Finishing</b>	<b>311</b>	<b>Curtido y Acabado de Cuero</b>
3111	Leather tanning and finishing	3111	Curtido y acabado de cuero
<b>313</b>	<b>Footwear Cut Stock</b>	<b>313</b>	<b>Materiales y Avíos para Hacer Zapatos y Botas</b>
3131	Footwear cut stock	3131	Materiales y avíos para hacer zapatos y botas
<b>314</b>	<b>Footwear, Except Rubber</b>	<b>314</b>	<b>Calzado, Excepto de Goma</b>
3142	House slippers	3142	Chinelas
3143	Men's footwear, except athletic	3143	Calzado para hombres, excepto para deportes
3144	Women's footwear, except athletic	3144	Calzado para mujeres, excepto para deportes
3149	Footwear, except rubber, n.e.c.	3149	Calzado, excepto de goma, n.e.c.

SIC code	Short title	Código de la CIU	Título abreviado
<b>315</b> 3151	<b>Leather Gloves and Mittens</b> Leather gloves and mittens	<b>315</b> 3151	<b>Guantes o Mitones de Cuero</b> Guantes o mitones de cuero
<b>316</b> 3161	<b>Luggage</b> Luggage	<b>316</b> 3161	<b>Maletas</b> Maletas
<b>317</b> 3171 3172	<b>Handbags and Personal Leather Goods</b> Women's handbags and purses Personal leather goods, n.e.c.	<b>317</b> 3171 3172	<b>Carteras y Artículos de Cuero para Uso Personal</b> Carteras y bolsas de cuero para mujeres Artículos de cuero para uso personal, n.e.c.
<b>319</b> 3199	<b>Leather Goods, N.E.C.</b> Leather goods, n.e.c.	<b>319</b> 3199	<b>Artículos de Cuero, n.e.c.</b> Artículos de cuero, n.e.c.
<b>32</b>	<b>STONE, CLAY, AND GLASS PRODUCTS</b>	<b>32</b>	<b>PRODUCTOS DE PIEDRA, BARRO Y VIDRIO</b>
<b>321</b> 3211	<b>Flat Glass</b> Flat glass	<b>321</b> 3211	<b>Vidrio Plano</b> Vidrio plano
<b>322</b> 3221 3229	<b>Glass and Glassware, Pressed or Blown</b> Glass containers Pressed and blown glass, n.e.c.	<b>322</b> 3221 3229	<b>Vidriería y Vidrio, Prensado y Soplado</b> Envases de vidrio Vidrio prensado y soplado, n.e.c.
<b>323</b> 3231	<b>Products of Purchased Glass</b> Products of purchased glass	<b>323</b> 3231	<b>Productos Hechos de Vidrio Comprado</b> Productos hechos de vidrio comprado
<b>324</b> 3241	<b>Cement, Hydraulic</b> Cement, hydraulic	<b>324</b> 3241	<b>Cemento, Hidráulico</b> Cemento, hidráulico
<b>325</b> 3251 3253 3255 3259	<b>Structural Clay Products</b> Brick and structural clay tile Ceramic wall and floor tile Clay refractories Structural clay products, n.e.c.	<b>325</b> 3251 3253 3255 3259	<b>Productos de Barro para Estructuras</b> Ladrillos y losetas de barro para estructuras Losetas de cerámica para pisos y paredes Barro refractario Productos de barro para estructuras, n.e.c.
<b>326</b> 3261 3262 3263 3264 3269	<b>Pottery and Related Products</b> Vitreous plumbing fixtures Vitreous china table and kitchenware Semivitreous table and kitchenware Porcelain electrical supplies Pottery products, n.e.c.	<b>326</b> 3261 3262 3263 3264 3269	<b>Alfarería y Productos Afines</b> Accesorios vítreos para plomería Artículos de mesa y de cocina en porcelana vítrea Artículos de mesa y de cocina de barro semi vítreo Artículos eléctricos de porcelana Productos de barro, n.e.c.
<b>327</b> 3271 3272 3273 3274 3275	<b>Concrete, Gypsum, and Plaster Products</b> Concrete block and brick Concrete products, n.e.c. Ready-mixed concrete Lime Gypsum products	<b>327</b> 3271 3272 3273 3274 3275	<b>Productos de Hormigón y Yeso</b> Bloques y ladrillos de hormigón Productos de hormigón, n.e.c. Hormigón preparado Cal Productos de Yeso
<b>328</b> 3281	<b>Cut Stone and Stone Products</b> Cut stone and stone products	<b>328</b> 3281	<b>Piedra Cortada y Productos de Piedra</b> Piedra cortada y productos de piedra
<b>329</b> 3291 3292 3295 3296 3297 3299	<b>Miscellaneous Nonmetallic Mineral Products</b> Abrasive products Asbestos products Minerals, ground or treated Mineral wool Nonclay refractories Nonmetallic mineral products, n.e.c.	<b>329</b> 3291 3292 3295 3296 3297 3299	<b>Productos de Minerales no Metálicos Misceláneos</b> Productos abrasivos Productos de asbestos Minerales, pulverizados o tratados Lana mineral Productos refractarios que no son de barro Productos de minerales no metálicos, n.e.c.

SIC code	Short title	Código de la CIU	Título abreviado
<b>33</b>	<b>PRIMARY METAL INDUSTRIES</b>	<b>33</b>	<b>INDUSTRIAS DE METALES PRIMARIOS</b>
<b>331</b>	<b>Blast Furnace and Basic Steel Products</b>	<b>331</b>	<b>Productos de Altos Hornos y Productos Básicos de Acero</b>
3312	Blast furnaces and steel mills	3312	Altos hornos y fábricas de acero
3313	Electrometallurgical products	3313	Productos electrometalúrgicos
3315	Steel wire and related products	3315	Alambre de acero y productos afines
3316	Cold finishing of steel shapes	3316	Moldes de acero cilindrado al frío
3317	Steel pipe and tubes	3317	Tubos y cañerías de acero
<b>332</b>	<b>Iron and Steel Foundries</b>	<b>332</b>	<b>Fundición de Hierro y Acero</b>
3321	Gray and ductile iron foundries	3321	Fundición de hierro gris y flexible
3322	Malleable iron foundries	3322	Fundición de hierro maleable
3324	Steel investment foundries	3324	Fundición para revestimiento de acero
3325	Steel foundries, n.e.c.	3325	Fundición de acero, n.e.c.
<b>333</b>	<b>Primary Nonferrous Metals</b>	<b>333</b>	<b>Metales Primarios no Ferrosos</b>
3331	Primary copper	3331	Cobre primario
3334	Primary aluminum	3334	Aluminio primario
3339	Primary nonferrous metals, n.e.c.	3339	Metales primarios no ferrosos, n.e.c.
<b>334</b>	<b>Secondary Nonferrous Metals</b>	<b>334</b>	<b>Metales Secundarios no Ferrosos</b>
3341	Secondary nonferrous metals	3341	Metales secundarios no ferrosos
<b>335</b>	<b>Nonferrous Rolling and Drawing</b>	<b>335</b>	<b>Metales no Ferrosos Laminados y Estirados</b>
3351	Copper rolling and drawing	3351	Cobre laminado y estirado
3353	Aluminum sheet, plate, and foil	3353	Láminas, planchas y papel de aluminio
3354	Aluminum extruded products	3354	Productos de aluminio estirados por presión
3355	Aluminum rolling and drawing, n.e.c.	3355	Productos de aluminio laminado y estirado, n.e.c.
3356	Nonferrous rolling and drawing, n.e.c.	3356	Metales no ferrosos laminados y estirados, n.e.c.
3357	Nonferrous wire drawing and insulating	3357	Estirado y aislamiento de alambres no ferrosos
<b>336</b>	<b>Nonferrous Foundries (Castings)</b>	<b>336</b>	<b>Fundición de Metales no Ferrosos</b>
3363	Aluminum die-castings	3363	Fundición de aluminio a presión
3364	Nonferrous die-casting except aluminum	3364	Fundición a presión de metales no ferrosos, excepto aluminio
3365	Aluminum foundries	3365	Fundición de aluminio
3366	Copper foundries	3366	Fundición de cobre
3369	Nonferrous foundries, n.e.c.	3369	Fundición de metales no ferrosos, n.e.c.
<b>339</b>	<b>Miscellaneous Primary Metal Products</b>	<b>339</b>	<b>Productos de Metales Primarios Misceláneos</b>
3398	Metal heat treating	3398	Tratamiento de metales al calor
3399	Primary metal products, n.e.c.	3399	Productos de metales primarios, n.e.c.
<b>34</b>	<b>FABRICATED METAL PRODUCTS</b>	<b>34</b>	<b>FABRICACIÓN DE PRODUCTOS METÁLICOS</b>
<b>341</b>	<b>Metal Cans and Shipping Containers</b>	<b>341</b>	<b>Latas de Metal y Envases para Enbarque</b>
3411	Metal cans	3411	Latas de metal
3412	Metal barrels, drums, and pails	3412	Barriles, drones y baldes de metal
<b>342</b>	<b>Cutlery, Handtools, and Hardware</b>	<b>342</b>	<b>Cuchillería, Herramientas de Mano y Ferretería</b>
3421	Cutlery	3421	Cuchillería
3423	Hand and edge tools, n.e.c.	3423	Herramientas de mano y de filo
3425	Saw blades and handsaws	3425	Hojas para serruchos y serruchos
3429	Hardware, n.e.c.	3429	Ferretería, n.e.c.
<b>343</b>	<b>Plumbing and Heating, Except Electric</b>	<b>343</b>	<b>Plomería y Calefacción Excepto Eléctrica</b>
3431	Metal sanitary ware	3431	Artículos sanitarios de metal
3432	Plumbing fixture fittings and trim	3432	Acopladuras de accesorios y guarniciones para plomería
3433	Heating equipment, except electric	3433	Equipo de calefacción, excepto eléctrico

SIC code	Short title	Código de la CIU	Título abreviado
<b>344</b>	<b>Fabricated Structural Metal Products</b>	<b>344</b>	<b>Productos de Metal Fabricado para Estructuras</b>
3441	Fabricated structural metal	3441	Metal fabricado para estructuras
3442	Metal doors, sash, and trim	3442	Puertas, bastidores y guarniciones de metal
3443	Fabricated plate work (boiler shops)	3443	Planchas de metal fabricado (talleres de calderas)
3444	Sheet metal work	3444	Trabajo de metal laminado
3446	Architectural metal work	3446	Trabajo de metal para arquitectura
3448	Prefabricated metal buildings	3448	Edificios de metal prefabricado
3449	Miscellaneous metal work	3449	Trabajos metal misceláneos
<b>345</b>	<b>Screw Machine Products, Bolts, Etc.</b>	<b>345</b>	<b>Productos de Máquinas de Tornillos Pernos, etc.</b>
3451	Screw machine products	3451	Productos de máquinas de tornillos
3452	Bolts, nuts, rivets, and washers	3452	Tornillos, tuercas, ramaches, y arandelas
<b>346</b>	<b>Metal Forgings and Stampings</b>	<b>346</b>	<b>Forjadura y Estampado de Metal</b>
3462	Iron and steel forgings	3462	Forjadura de hierro y acero
3463	Nonferrous forgings	3463	Forjaduras de metales no ferrosos
3465	Automotive stampings	3465	Estampado de metal para vehículos de motor
3466	Crowns and closures	3466	Coronas y cierres de metal
3469	Metal stampings, n.e.c.	3469	Estampado de metal, n.e.c.
<b>347</b>	<b>Metal Services, N.E.C.</b>	<b>347</b>	<b>Servicios Relacionados con la Fabricación de Metal, N.E.C.</b>
3471	Plating and polishing	3471	Galvanizado y pulido
3479	Metal coating and allied services	3479	Revestimiento de metal y servicios afines
<b>348</b>	<b>Ordnance and Accessories, N.E.C.</b>	<b>348</b>	<b>Artillería y Accesorios, n.e.c.</b>
3482	Small arms ammunition	3482	Municiones para armas de fuego pequeñas
3483	Ammunition, except for small arms, n.e.c.	3483	Municiones, excepto para armas de fuego pequeñas, n.e.c.
3484	Small arms	3484	Armas de fuego pequeñas
3489	Ordnance and accessories, n.e.c.	3489	Artillería y accesorios, n.e.c.
<b>349</b>	<b>Miscellaneous Fabricated Metal Products</b>	<b>349</b>	<b>Productos de Metal Fabricado Misceláneos</b>
3491	Industrial valves	3491	Válvulas industriales
3492	Fluid power valves and hose fittings	3492	Válvulas de energía fluente y acopladuras de mangas
3493	Steel springs, except wire	3493	Resortes de acero, excepto alambre
3494	Valves and pipe fittings, n.e.c.	3494	Válvulas y acopladuras para cañerías, n.e.c.
3495	Wire springs	3495	Resortes de alambre
3496	Miscellaneous fabricated wire products	3496	Productos de alambre fabricado misceláneos
3497	Metal foil and leaf	3497	Hojas (foil) y laminillas de metal
3498	Fabricated pipe and fittings	3498	Tuberías y acopladuras de metal fabricado
3499	Fabricated metal products, n.e.c.	3499	Productos de metal fabricado, n.e.c.
<b>35</b>	<b>INDUSTRIAL MACHINERY AND EQUIPMENT</b>	<b>35</b>	<b>MAQUINARIA Y EQUIPO INDUSTRIAL</b>
<b>351</b>	<b>Engines and Turbines</b>	<b>351</b>	<b>Motores y Turbinas</b>
3511	Turbines and turbine generator sets	3511	Turbinas
3519	Internal combustion engines, n.e.c.	3519	Motores de combustión interna, n.e.c.
<b>352</b>	<b>Farm and Garden Machinery</b>	<b>352</b>	<b>Maquinaria para la Finca y el Jardín</b>
3523	Farm machinery and equipment	3523	Maquinaria y equipo para la finca
3524	Lawn and garden equipment	3524	Equipo para trabajar en la grama y en el jardín
<b>353</b>	<b>Construction and Related Machinery</b>	<b>353</b>	<b>Maquinaria para la Construcción y Trabajos Afines</b>
3531	Construction machinery	3531	Maquinaria para la construcción
3532	Mining machinery	3532	Maquinaria para la minería
3533	Oil and gas field machinery	3533	Maquinaria para trabajar los yacimientos de petróleo y de gas
3534	Elevators and moving stairways	3534	Elevadores y escaleras movedizas
3535	Conveyors and conveying equipment	3535	Transportadores y equipo transportador
3536	Hoists, cranes, and monorails	3536	Montacargas, grúas y monorraíles
3537	Industrial trucks and tractors	3537	Camiones y tractores industriales

SIC code	Short title	Código de la CIU	Título abreviado
<b>354</b>	<b>Metalworking Machinery</b>	<b>354</b>	<b>Maquinaria para Metalistería</b>
3541	Machine tools, metal cutting types	3541	Herramientas para máquinas, para cortar metal
3542	Machine tools, metal forming types	3542	Herramientas para máquinas, para conformar metal
3543	Industrial patterns	3543	Modelos industriales
3544	Special dies, tools, jigs and fixtures	3544	Troqueles, herramientas conductores y moldes especiales
3545	Machine tool accessories	3545	Accesorios de herramientas para máquinas
3546	Power-driven handtools	3546	Herramientas de mano, motorizadas
3547	Rolling mill machinery	3547	Maquinaria para talleres de laminación
3548	Welding apparatus	3548	Equipo para soldar
3549	Metalworking machinery, n.e.c.	3549	Maquinaria para metalistería, n.e.c.
<b>355</b>	<b>Special Industry Machinery</b>	<b>355</b>	<b>Maquinaria Industrial Especial</b>
3552	Textile machinery	3552	Maquinaria para la elaboración de textiles
3553	Woodworking machinery	3553	Maquinaria para la ebanistería
3554	Paper industries machinery	3554	Maquinarias para las industrias de papel
3555	Printing trades machinery	3555	Maquinaria para imprentas
3556	Food products machinery	3556	Maquinaria para productos alimenticios
3559	Special industry machinery, n.e.c.	3559	Maquinaria industrial especial, n.e.c.
<b>356</b>	<b>General Industrial Machinery</b>	<b>356</b>	<b>Maquinaria y Equipo Industrial General</b>
3561	Pumps and pumping equipment	3561	Bombas y equipo para bombear
3562	Ball and roller bearings	3562	Cojinetes de bola y rodillos
3563	Air and gas compressors	3563	Compresores de aire y de gas
3564	Blowers and fans	3564	Ventiladores y abanicos
3565	Packaging machinery	3565	Maquinaria de empaacar
3566	Speed changers, drives, and gears	3566	Reguladores de velocidad, transmisiones, engranajes
3567	Industrial furnaces and ovens	3567	Hornos industriales
3568	Power transmission equipment, n.e.c.	3568	Equipo de transmisión de energía, n.e.c.
3569	General industrial machinery, n.e.c.	3569	Maquinaria industrial general, n.e.c.
<b>357</b>	<b>Computer and Office Equipment</b>	<b>357</b>	<b>Equipo de Computación y de Oficina</b>
3571	Electronic computers	3571	Computadoras electrónicas
3572	Computer storage devices	3572	Aparatos de almacenar computadoras
3575	Computer terminals	3575	Terminales de computadoras
3577	Computer peripheral equipment, n.e.c.	3577	Equipo periférico de computadora, n.e.c.
3578	Calculating and accounting equipment	3578	Calculadoras y equipo de sumar
3579	Office machines, n.e.c.	3579	Maquinaria de oficina, n.e.c.
<b>358</b>	<b>Refrigeration and Service Machinery</b>	<b>358</b>	<b>Maquinaria para Refrigeración y Servicio</b>
3581	Automatic vending machines	3581	Máquinas vendedoras automáticas
3582	Commercial laundry equipment	3582	Equipo de lavandería comercial
3585	Refrigeration and heating equipment	3585	Equipo de refrigeración y calefacción
3586	Measuring and dispensing pumps	3586	Bombas distribuidoras y medidoras
3589	Service industry machinery, n.e.c.	3589	Maquinaria para la industria de servicios, n.e.c.
<b>359</b>	<b>Industrial Machinery, N.E.C.</b>	<b>359</b>	<b>Maquinaria Industrial, N.E.C.</b>
3592	Carburetors, pistons, rings, valves	3592	Carburadores, pistones, aros para pistones y válvulas
3593	Fluid power cylinders and actuators	3593	Cilindros de energía fluente y actuadores
3594	Fluid power pumps and motors	3594	Bombas y motores de energía fluente
3596	Scales and balances, except laboratory	3596	Pesas y balanzas, excepto de laboratorio
3599	Industrial machinery, n.e.c.	3599	Maquinaria industrial, n.e.c.

SIC code	Short title	Código de la CIU	Título abreviado
<b>36</b>	<b>ELECTRONIC AND OTHER ELECTRIC EQUIPMENT</b>	<b>36</b>	<b>EQUIPO ELECTRÓNICO Y ELÉCTRICO</b>
<b>361</b>	<b>Electric Distribution Equipment</b>	<b>361</b>	<b>Equipo para Distribución de Electricidad</b>
3612	Transformers, except electronic	3612	Transformadores, excepto electrónicos
3613	Switchgear and switchboard apparatus	3613	Equipos y dispositivos conmutadores de electricidad
<b>362</b>	<b>Electrical Industrial Apparatus</b>	<b>362</b>	<b>Aparatos Eléctricos Industriales</b>
3621	Motors and generators	3621	Motores y generadores
3624	Carbon and graphite products	3624	Productos de carbón y grafito
3625	Relays and industrial controls	3625	Relevadores y aparatos de control industrial
3629	Electrical industrial apparatus, n.e.c.	3629	Aparatos eléctricos industriales, n.e.c.
<b>363</b>	<b>Household Appliances</b>	<b>363</b>	<b>Enseres Eléctricos para el Hogar</b>
3631	Household cooking equipment	3631	Enseres de cocina para el hogar
3632	Household refrigerators and freezers	3632	Refrigeradores y congeladores para el hogar
3633	Household laundry equipment	3633	Enseres de lavandería para uso doméstico
3634	Electric housewares and fans	3634	Efectos eléctricos y ventiladores
3635	Household vacuum cleaners	3635	Aspiradoras de polvo para el hogar
3639	Household appliances, n.e.c.	3639	Enseres eléctricos para el hogar, n.e.c.
<b>364</b>	<b>Electric Lighting and Wiring Equipment</b>	<b>364</b>	<b>Equipo para Alumbrado y Alambrado Eléctrico</b>
3641	Electric lamps	3641	Para lámparas eléctricas
3643	Current-carrying wiring devices	3643	Dispositivos de alambrado que son conductores de corriente
3644	Noncurrent-carrying wiring devices	3644	Dispositivos de alambrado que no son conductores de corriente
3645	Residential lighting fixtures	3645	Instalaciones fijas para iluminación residencial
3646	Commercial lighting fixtures	3646	Instalaciones fijas para iluminación comercial
3647	Vehicular lighting equipment	3647	Equipo para iluminación de vehículos
3648	Lighting equipment, n.e.c.	3648	Equipo para alumbrado, n.e.c.
<b>365</b>	<b>Household Audio and Video Equipment</b>	<b>365</b>	<b>Equipo de Sonido y Video para el Hogar</b>
3651	Household audio and video equipment	3651	Equipo de sonido y video para el hogar
3652	Prerecorded records and tapes	3652	Discos y cintas pregrabadas
<b>366</b>	<b>Communications Equipment</b>	<b>366</b>	<b>Equipo de Comunicación</b>
3661	Telephone and telegraph apparatus	3661	Equipo telefónico y telegráfico
3663	Radio and TV communications equipment	3663	Equipo de comunicaciones de radio y televisión
3669	Communications equipment, n.e.c.	3669	Equipo de comunicación, n.e.c.
<b>367</b>	<b>Electronic Components and Accessories</b>	<b>367</b>	<b>Accesorios y Componentes Electrónicos</b>
3671	Electron tubes	3671	Tubos electrónicos
3672	Printed circuit boards	3672	Tablero de circuito impreso
3674	Semiconductors and related devices	3674	Semiconductores y dispositivos relacionados
3675	Electronic capacitors	3675	Condensadores electrónicos
3676	Electronic resistors	3676	Reóstatos electrónicos
3677	Electronic coils and transformers	3677	Bobinas y transformadores electrónicos
3678	Electronic connectors	3678	Conectores electrónicos
3679	Electronic components, n.e.c.	3679	Componentes electrónicos, n.e.c.
<b>369</b>	<b>Miscellaneous Electrical Equipment and Supplies</b>	<b>369</b>	<b>Equipo y Suministros Eléctricos Misceláneos</b>
3691	Storage batteries	3691	Acumuladores o baterías de pilas
3692	Primary batteries, dry and wet	3692	Baterías primarias, secas o húmedas
3694	Engine electrical equipment	3694	Equipo eléctrico para motores
3695	Magnetic and optical recording media	3695	Medios de grabación magnéticos y ópticos
3699	Electrical equipment and supplies, n.e.c.	3699	Equipo y suministros eléctricos, n.e.c.

SIC code	Short title	Código de la CIU	Título abreviado
<b>37</b>	<b>TRANSPORTATION EQUIPMENT</b>	<b>37</b>	<b>EQUIPO DE TRANSPORTE</b>
<b>371</b>	<b>Motor Vehicles and Equipment</b>	<b>371</b>	<b>Vehículos de Motor y Equipo</b>
3711	Motor vehicles and car bodies	3711	Vehículos de motor y carrocerías de automóviles
3713	Truck and bus bodies	3713	Carrocerías de camiones y de autobuses
3714	Motor vehicle parts and accessories	3714	Piezas y accesorios para vehículos de motor
3715	Truck trailers	3715	Camiones de remolque
3716	Motor homes	3716	Casas móviles
<b>372</b>	<b>Aircraft and Parts</b>	<b>372</b>	<b>Aviones y Piezas para Aviones</b>
3721	Aircraft	3721	Aviones
3724	Aircraft engines and engine parts	3724	Motores y piezas para motores de aviones
3728	Aircraft parts and equipment, n.e.c.	3728	Piezas y equipo para aviones, n.e.c.
<b>373</b>	<b>Ship and Boat Building and Repairing</b>	<b>373</b>	<b>Construcción y Reparación de Barcos y Botes</b>
3731	Ship building and repairing	3731	Construcción y reparación de barcos
3732	Boat building and repairing	3732	Construcción y reparación de botes
<b>374</b>	<b>Railroad Equipment</b>	<b>374</b>	<b>Equipo para Ferrocarriles</b>
3743	Railroad equipment	3743	Equipo para ferrocarriles
<b>375</b>	<b>Motorcycles, Bicycles, and Parts</b>	<b>375</b>	<b>Motocicletas, Bicicletas, y Piezas</b>
3751	Motorcycles, bicycles, and parts	3751	Motocicletas, bicicletas, y piezas
<b>376</b>	<b>Guided Missiles, Space Vehicles, Parts</b>	<b>376</b>	<b>Proyectiles Dirigidos, Naves Espaciales, y Piezas</b>
3761	Guided missiles and space vehicles	3761	Proyectiles dirigidos y naves espaciales
3764	Space propulsion units and parts	3764	Unidades y piezas para propulsión espacial
3769	Space vehicle equipment, n.e.c.	3769	Equipo para naves espaciales, n.e.c.
<b>379</b>	<b>Miscellaneous Transportation Equipment</b>	<b>379</b>	<b>Equipo de Transporte Misceláneos</b>
3792	Travel trailers and campers	3792	Vehículos para excursionistas y vehículos de remolque para acampar
3795	Tanks and tank components	3795	Tanques y sus componentes
3799	Transportation equipment, n.e.c.	3799	Equipo para transporte, n.e.c.
<b>38</b>	<b>INSTRUMENTS AND RELATED PRODUCTS</b>	<b>38</b>	<b>INSTRUMENTOS Y PRODUCTOS AFINES</b>
<b>381</b>	<b>Search and Navigation Equipment</b>	<b>381</b>	<b>Equipo de Sistemas de Búsqueda y Navegación</b>
3812	Search and navigation equipment	3812	Equipo de sistemas de búsqueda y navegación
<b>382</b>	<b>Measuring and Controlling Devices</b>	<b>382</b>	<b>Instrumentos de Medida y Control</b>
3821	Laboratory apparatus and furniture	3821	Aparatos de laboratorio y muebles
3822	Environmental controls	3822	Instrumentos para control ambiental
3823	Process control instruments	3823	Instrumentos industriales para control de proceso
3824	Fluid meters and counting devices	3824	Contadores de fluido
3825	Instruments to measure electricity	3825	Instrumentos para medir la corriente eléctrica
3826	Analytical instruments	3826	Instrumentos analíticos
3827	Optical instruments and lenses	3827	Instrumentos y lentes ópticos
3829	Measuring and controlling devices, n.e.c.	3829	Instrumentos de medidas y control, n.e.c.
<b>384</b>	<b>Medical Instruments and Supplies</b>	<b>384</b>	<b>Instrumentos y Suministros Médicos</b>
3841	Surgical and medical instruments	3841	Instrumentos quirúrgicos y médicos
3842	Surgical appliances and supplies	3842	Enseres y suministros
3843	Dental equipment and supplies	3843	Equipo y suministro para dentistería
3844	X-ray apparatus and tubes	3844	Aparatos y tubos de radiografía
3845	Electromedical equipment	3845	Equipo electromédico
<b>385</b>	<b>Ophthalmic Goods</b>	<b>385</b>	<b>Artículos Oftálmicos</b>
3851	Ophthalmic goods	3851	Artículos oftálmicos

SIC code	Short title	Código de la CIU	Título abreviado
<b>386</b> 3861	<b>Photographic Equipment and Supplies</b> Photographic equipment and supplies	<b>386</b> 3861	<b>Equipo y Suministros Fotográficos</b> Equipo y suministros fotográficos
<b>387</b> 3873	<b>Watches, Clocks, Watchcases and Parts</b> Watches, clocks, watchcases and parts	<b>387</b> 3873	<b>Relojes, Cajas de Relojes y Piezas</b> Relojes, cajas de relojes y piezas
<b>39</b>	<b>MISCELLANEOUS MANUFACTURING INDUSTRIES</b>	<b>39</b>	<b>INDUSTRIAS MANUFACTURERAS MISCELÁNEAS</b>
<b>391</b> 3911 3914 3915	<b>Jewelry, Silverware, and Plated Ware</b> Jewelry, precious metal Silverware and plated ware Jewelers' materials and lapidary work	<b>391</b> 3911 3914 3915	<b>Joyería, Artículos de Plata y Electroplata</b> Joyería, metales preciosos Artículos de plata y electroplata Materiales para joyeros y trabajo lapidario
<b>393</b> 3931	<b>Musical Instruments</b> Musical instruments	<b>393</b> 3931	<b>Instrumentos Musicales</b> Instrumentos musicales
<b>394</b> 3942 3944 3949	<b>Toys and Sporting Goods</b> Dolls and stuffed toys Games, toys, and children's vehicles Sporting and athletic goods, n.e.c.	<b>394</b> 3942 3944 3949	<b>Juguetes y Artículos para Deportes</b> Muñecas y juguetes de peluches Juegos, juguetes, y vehículos para niños Artículos para atletismo y deportes, n.e.c.
<b>395</b> 3951 3952 3953 3955	<b>Pens, Pencils, Office, and Art Supplies</b> Pens and mechanical pencils Lead pencils and art goods Marking devices Carbon paper and inked ribbons	<b>395</b> 3951 3952 3953 3955	<b>Plumas, Lápices, y Artículos para Oficinas y Artistas</b> Plumas y lapiceros mecánicos Lápices de grafito y artículos para artistas Artículos para marcar Papel carbón y cintas con tinta para máquinas de escribir
<b>396</b> 3961 3965	<b>Costume Jewelry and Notions</b> Costume jewelry Fasteners, buttons, needles, and pins	<b>396</b> 3961 3965	<b>Joyería de Fantasía y Novedades</b> Joyería de fantasía Cierres, botones, agujas, y alfileres
<b>399</b> 3991 3993 3995 3996 3999	<b>Miscellaneous Manufactures</b> Brooms and brushes Signs and advertising specialities Burial caskets Hard surface floor coverings, n.e.c. Manufacturing industries, n.e.c.	<b>399</b> 3991 3993 3995 3996 3999	<b>Productos Misceláneos de Manufactura</b> Escobas y cepillos Rótulos y especialidades comerciales Ataúdes Pisos de superficie dura, n.e.c. Industrias manufactureras, n.e.c.



# Publication Program

---

## **1997 ECONOMIC CENSUS OF OUTLYING AREAS**

Publications of the 1997 Economic Census of Outlying Areas containing data on construction, manufacturing, retail trade, wholesale trade, and service establishments are described below.

### **Printed Reports**

#### **Puerto Rico—4 reports (OA97E-1 to -4)**

*Retail Trade, Wholesale Trade, and Service Industries*

**Geographic Area Statistics (OA97E-1).** The area report presents data for the wholesale and retail trades and service industries. It includes varied kind-of-business detail on number of establishments, sales or receipts, payroll, employment, proprietors and partners working, and legal form of organization. Data are presented for Puerto Rico, commercial regions, and municipios. Retail trade data include total and selling floor space, franchise holders, and class of customer for selected kinds of business. Wholesale trade data on inventories, operating expenses, class of customer, and employment by principal activity are presented by kind of business. Data for hotels and motels by type of receipts and number of rooms are published for service industries.

*Retail Trade and Wholesale Trade*

**Subject Statistics (OA97E-2).** The subject report presents commodity and merchandise line sales data for retail and wholesale trades by kind of business for Puerto Rico.

*Construction Industries*

**Construction Industries (OA97E-3).** This report presents summary, industry, and geographic area statistics. The industry chapter presents 1997 data for industries on the number of construction establishments; value of construction work; employment; proprietors and partners working; payroll; hours worked; payments to subcontractors; payments for materials, components, and supplies; payments for power, fuels, and lubricants; payments for selected purchased services; payments for rental of machinery, equipment, and structures; value added; and capital expenditures during the year. Selected data are shown for selected industries by geographic location of establishments and by legal form of organization. Data are also provided for establishments by employment size.

*Manufacturing*

**Manufacturing (OA97E-4).** This report includes data on the number of establishments, employment, proprietors and partners working, payroll, value of shipments, value

added by manufactures, class of customer, inventories, costs of materials, capital expenditures, and country of destination. Statistics are shown by industry and geographic area.

#### **Virgin Islands of the United States—1 report (OA97E-5)**

This report presents data by kind of business for construction industries, manufactures, retail trade, wholesale trade, and service industries. In addition to data for the Virgin Islands as a whole, data are presented for St. Thomas and St. John (combined to prevent disclosure problems), St. Croix, and the towns of Charlotte Amalie, Christiansted, and Frederiksted.

#### **Guam—1 report (OA97E-6)**

This report presents data by kind of business for construction industries, manufactures, retail trade, wholesale trade, and service industries. Tables present data for Guam and its election districts.

#### **Northern Mariana Islands—1 report (OA97E-7)**

This report presents data by kind of business for construction industries, manufactures, retail trade, wholesale trade, and service industries. Tables present data for the Northern Mariana Islands and the four municipalities.

## **ELECTRONIC MEDIA**

All results of the 1997 Economic Census will be available on the Census Bureau Internet site ([www.census.gov](http://www.census.gov)) and on compact discs (CD-ROM) for sale by the Census Bureau. For more information, including a description of electronic and printed reports being issued, see the Internet site, or write to U.S. Census Bureau, Washington DC 20233-8300, or call Customer Services at 301-457-4100.


## **OTHER ECONOMIC CENSUS REPORTS**

Data on retail trade, wholesale trade, service industries, financial, insurance, real estate, construction industries, manufactures, mineral industries, transportation, communication, utilities, enterprise statistics, management of companies and enterprises, minority-owned businesses, and women-owned businesses in the United States are issued as part of the 1997 Economic Census. All published reports are sold by the Superintendent of Documents, U.S. Government Printing Office, Washington, DC 20402. Appropriate announcements and order forms describing these reports are available from the Census Bureau Internet site ([www.census.gov](http://www.census.gov)), or free of charge from the Marketing Services Office, Customer Services Division, U.S. Census Bureau, Washington, DC 20233-0800.



## 1997 Economic Census of Outlying Areas

*Construction Industries, Manufactures, Wholesale Trade,  
Retail Trade, and Service Industries*



## ACKNOWLEDGMENTS

Many persons participated in the various activities of the 1997 Economic Census of Outlying Areas, Virgin Islands. The Economic Planning and Coordination Division, **Lawrence A. Blum**, Assistant Chief for Collection Activities assisted by **B.J. Fitzpatrick**, Chief, Mailout and Data Capture Branch, was responsible for developing the systems and procedures for mailout, receipts, and data capture.

The Company Statistics Division prepared this report. **Ruth A. Runyan**, Assistant Chief for Surveys and Programs was responsible for the overall planning, management, and coordination. Planning and implementation were under the direction of **Eddie J. Salyers**, Chief, Economic Census Branch, assisted by **Irma F. Harahush** and **Aida Margarita Sole**, Section Chiefs. Primary staff assistance was provided by **Lillyana J. Najafzadeh** and **Victor X. Souphom**.

Mathematical and statistical techniques were provided by **Ruth E. Detlefsen**, Assistant Chief for Research and Methods, assisted by **Carol V. Caldwell**, Chief, Statistical Research and Methods Branch. **Amy M. Newman-Smith** provided primary staff assistance.

The staff of the National Processing Center, **Judith N. Petty**, Chief, assisted by **Mark T. Grice**, Assistant Chief for Processing, performed mailout preparation, receipt operations, and clerical and analytical review activities. Preparations and planning were under the direction of **Matthew P. Aulbach**, Chief, Census Operations Branch, assisted by **Denise D. Anderson** and **Grant G. Goodwin**, Section Chiefs. Additional assistance was provided by **Teresa A. Branstetter**, **Remona F. Gilbert**, **James W. McFarland**, and **Arthur B. Stewart**.

The International Programs Center, **Peter O. Way**, Chief, assisted by **Robert D. Bush**, Chief, Training and Technical Assistance Branch, provided overall managerial direction for post-collection computer processing. **Michael T. Stroot** was responsible for the implementation of the computer system, the preparation of computer programs, and for providing technical assistance for data processing and tabulations. Additional programming assistance was provided by **Sherrell M. Goggin** and **Victoria A. Simmons**.

The Economic Statistical Methods and Programming Division, **Charles P. Pautler Jr.**, Chief, assisted by **Martin S. Harahush**, Assistant Chief for Quinquennial Programs, developed and implemented computer processing systems. **William C. Wester**, Chief, Services Branch, assisted by **Robert A. Hill** supervised the preparation of computer programs. **Robert S. Jewett** provided special computer processing.

The staff of the Administrative and Customer Services Division, **Walter C. Odom**, Chief, performed publication planning, design, composition, editorial review, and printing planning and procurement for publications, Internet products, and report forms. **Bernadette J. Gayle** provided publication coordination and editing.

Special acknowledgment is also due the many businesses whose cooperation has contributed to the publication of these data.

---

# Virgin Islands 1997

Issued November 1999

OA97E-5

## **1997 Economic Census of Outlying Areas** *Construction Industries, Manufactures, Wholesale Trade, Retail Trade, and Service Industries*



**U.S. Department of Commerce**

**William M. Daley,**

Secretary

**Robert L. Mallett,**

Deputy Secretary

**Economics  
and Statistics  
Administration**

**Robert J. Shapiro,**

Under Secretary for  
Economic Affairs

**U.S. CENSUS BUREAU**

**Kenneth Prewitt,**

Director

---



**Economics  
and Statistics  
Administration**

**Robert J. Shapiro,**  
Under Secretary  
for Economic Affairs



**U.S. CENSUS BUREAU**

**Kenneth Prewitt,**  
Director

**William G. Barron,**  
Deputy Director

**Paula J. Schneider,**  
Principal Associate Director  
for Programs

**Frederick T. Knickerbocker,**  
Associate Director  
for Economic Programs

**Thomas L. Mesenbourg,**  
Assistant Director  
for Economic Programs

**John P. Govoni,**  
Chief, Economic Planning  
and Coordination Division

**Ewen M. Wilson,**  
Chief, Company Statistics  
Division

## CONTENTS

Introduction .....	1
Virgin Islands.....	3
<b>FIGURES</b>	
1. Sales and Receipts by Economic Sector: 1997 and 1992.....	5
2. Percent Change in Sales and Receipts and Payroll by Economic Sector: 1992 to 1997 .....	5
3. Sales and Receipts for St. Thomas and St. John and St. Croix by Economic Sector: 1997 .....	6
4. Annual Payroll per Employee by Economic Sector: 1997 and 1992.....	6
Map.....	7
<b>TABLES</b>	
1. General Statistics: 1997 and Earlier Census Years .....	9
2. General Statistics by Legal Form of Organization: 1997 .....	10
3. General Statistics by Sales and Receipts Size: 1997 .....	11
4. General Statistics by Employment Size: 1997.....	12
5. General Statistics by Selected Industry Group and Kind of Business: 1997 .....	13
6. General Statistics by Selected Industry Group and Kind of Business for the Islands of St. Thomas and St. John: 1997 ...	16
7. General Statistics by Selected Industry Group and Kind of Business for the Island of St. Croix: 1997 .....	19
8. General Statistics by Selected Industry Group and Kind of Business for Charlotte Amalie: 1997.....	22
9. General Statistics by Selected Industry Group and Kind of Business for Christiansted: 1997 .....	24
10. General Statistics by Selected Industry Group and Kind of Business for Frederiksted: 1997 .....	26
11. Class of Customer for Selected Retail and Service Kinds of Businesses: 1997 .....	28
12. Detailed Statistics for Hotels and Motels: 1997 and 1992 .....	29
<b>APPENDIXES</b>	
A. General Explanation .....	A-1
B. Report Form and Information Sheet.....	B-1
PUBLICATION PROGRAM—Inside Back Cover	

# Introduction

---

## PURPOSES AND USES OF THE ECONOMIC CENSUS

The economic census is the major source of facts about the structure and functioning of the economy. It provides essential information for government, business, industry, and the general public. Title 13 of the United States Code (sections 131, 191, and 224) directs the Census Bureau to take the economic census every 5 years, covering years ending in 2 and 7.

The economic census furnishes an important part of the framework for such composite measures as the local gross product, input/output measures, and other statistical series that measure short-term changes in economic conditions. Specific uses of economic census data include the following:

- Policymaking agencies of the Federal Government use the data to monitor economic activity and to provide assistance to business.
- Local governments use the data to assess business activities and tax bases within their jurisdictions and to develop programs to attract business.
- Trade associations study trends in their own and competing industries, which allows them to keep their members informed of market changes.
- Individual businesses use the data to locate potential markets and to analyze their own production and sales performance relative to industry or area averages.

## GEOGRAPHIC AREA CODING

Accurate and complete information on the physical location of each establishment is required to tabulate the census data for territories, islands, districts, municipalities, and towns. Respondents were required to report their physical location (street address or location description, district or municipality, town, and island) if it differed from their mailing address. For those establishments that did not provide acceptable information on physical location, location information from the Internal Revenue Service tax forms or from the previous census is used as a basis for coding.

## BASIS OF REPORTING

The economic census is conducted on an establishment basis. A company operating at more than one location is required to file a separate report for each store, factory,

shop, or other location. Each establishment is assigned a separate industry classification based on its primary activity and not that of its parent company.

## DOLLAR VALUES

All dollar values presented are expressed in current dollars; i.e., 1997 data are expressed in 1997 dollars, and 1992 data, in 1992 dollars. Consequently, when making comparisons with prior years, users of the data should consider the inflation that has occurred.

## AVAILABILITY OF ADDITIONAL DATA

### Reports in Print and Electronic Media

All results of the 1997 Economic Census will be available on the Census Bureau Internet site ([www.census.gov](http://www.census.gov)), on compact discs (CD-ROM) for sale by the Census Bureau, and in printed reports. For more information, including a description of electronic and printed reports being issued, see the Internet site, or write to U.S. Census Bureau, Washington, DC 20233-8300, or call Customer Services at 301-457-4100.

### Special Tabulations

Special tabulations of data collected in the 1997 Economic Census may be obtained, depending on availability of time and personnel, in electronic or tabular form. The data will be summaries subject to the same rules prohibiting disclosure of confidential information (including name, address, kind of business, or other data for individual business establishments or companies) that govern the regular publications.

Special tabulations are prepared on a cost basis. A request for a cost estimate, as well as exact specifications on the type and format of the data to be provided, should be directed to the Chief of the Economic Census Branch, Company Statistics Division, U.S. Census Bureau, Washington, DC 20233-6400.

To discuss a special tabulation before submitting specifications, call 301-457-3314.

## SOURCES FOR MORE INFORMATION

More information about the scope, coverage, classification system, data items, and publications for each of the economic censuses and related surveys is published in the *Guide to the 1997 Economic Census and Related Statistics* at [www.census.gov/econ/guide.html](http://www.census.gov/econ/guide.html). More information on



---

the methodology, procedures, and history of the censuses will be published in the *History of the 1997 Economic Census* at [www.census.gov/econ/www/history.html](http://www.census.gov/econ/www/history.html).

For questions concerning the statistics in this report, call the Economic Census Branch, Company Statistics Division, 301-457-3314.

#### **ABBREVIATIONS AND SYMBOLS**

The following abbreviations and symbols are used with the 1997 Economic Census data:

- Represents zero (page image/print only).
- D Withheld to avoid disclosing data of individual companies; data are included in higher level totals.

- N Not available or not comparable.
- a 0 to 19 employees.
- b 20 to 99 employees.
- c 100 to 249 employees.
- e 250 to 499 employees.
- f 500 to 999 employees.
- g 1,000 to 2,499 employees.
- h 2,500 to 4,999 employees.
- i 5,000 to 9,999 employees.
- j 10,000 to 24,999 employees.
- k 25,000 to 49,999 employees.
- do Ditto or same as above.
- nec Not elsewhere classified.

# Virgin Islands

---

## SCOPE

The 1997 Economic Census of Outlying Areas, Virgin Islands presents data for establishments in the following kind-of-business (KB) groups defined in the *1987 Standard Industrial Classification Manual*<sup>1</sup> (SIC).

KB group	SIC code
Construction	15 through 17 and 6552
Manufacturing	20 through 39, except 29 and 33
Wholesale Trade	50 and 51
Retail Trade	52 through 59
Services	472, 70 through 79, except 702 and 704; and 8072, 8111, 84, 871, 8731, 8732, 8734, and 874.

## GENERAL

The 1997 Economic Census of Outlying Areas, Virgin Islands, part of the 1997 Economic Census, covered firms subject to payment of Federal Insurance Contributions Act (FICA) taxes (i.e., employers of one person or more) and classified as being within the scope of the census. Census forms and instructions for completing them were mailed from the U.S. Census Bureau's National Processing Center in Jeffersonville, IN.

The completed questionnaires were returned by mail to Jeffersonville. Appendix A gives a more detailed explanation of census coverage and methodology.

After extensive review, which included coding of written entries, the questionnaires were sent to Census Bureau's headquarters in Washington, DC for data entry on microcomputers. Computer edits identified data problems. Records with significant problems were resolved by analysts. The data were then tabulated by SIC or kind-of business and subjected to further data analysis. Any resulting corrections were applied to individual computer records. Corrected tabulations were then produced for the final published report.

## GEOGRAPHIC AREAS COVERED

This report presents data for the Virgin Islands as a whole, the islands of St. Thomas and St. John combined

<sup>1</sup>*Standard Industrial Classification Manual: 1987*. For sale by Superintendent of Documents, U.S. Government Printing Office, Washington, DC 20402. Stock No. 041-001-00314-2.

(to prevent data disclosures) and St. Croix, and the towns of Charlotte Amalie, Christiansted, and Frederiksted.

## COMPARABILITY OF 1992 AND 1997 CENSUSES

The 1992 and 1997 censuses were conducted under different conditions and procedures.

In 1992, personal interviews were conducted to obtain data for all businesses. For 1997, only businesses with employees were mailed questionnaires to be completed and returned to the Census Bureau. Census Bureau interviewers contacted establishments that did not respond by mail.

Those businesses subject to Federal Insurance Contributions Act (FICA) taxes (i.e., with paid employees) were included. Data collection from nonemployer businesses was discontinued for 1997, because of increasing cost of collecting the data and the decreasing proportion of the economy that it represented.

## RELIABILITY OF DATA

All data compiled in this report originated from a complete enumeration and, therefore, are not subject to sampling variability. However, the data are subject to nonsampling errors. Nonsampling errors can be attributed to many sources: inability to identify all cases in the actual universe; inability or unwillingness on the part of respondents to provide correct information; definition and classification difficulties; response errors and bias; errors in collection or processing; misinterpretation of questions; and other errors of recording, keying, and estimation for missing or misreported data.

Explicit measures of the effects of these nonsampling errors are not available. However, it is believed that many operational and response errors were detected and corrected through systematic clerical edits, automated data edits, and an analyst review.

For total nonresponse cases (report forms not returned), the establishments' administrative records information was used in conjunction with industry averages to estimate the basic data. For item nonresponse, missing items were estimated based on response to other items and/or administrative records.

## DISCLOSURE

In accordance with Federal law governing census reports, no data are published that would disclose the operations of an individual establishment or business.

---

However, the number of establishments in a kind-of-business classification is not considered a disclosure, so this information may be released even though other information is withheld.

#### **HISTORICAL INFORMATION**

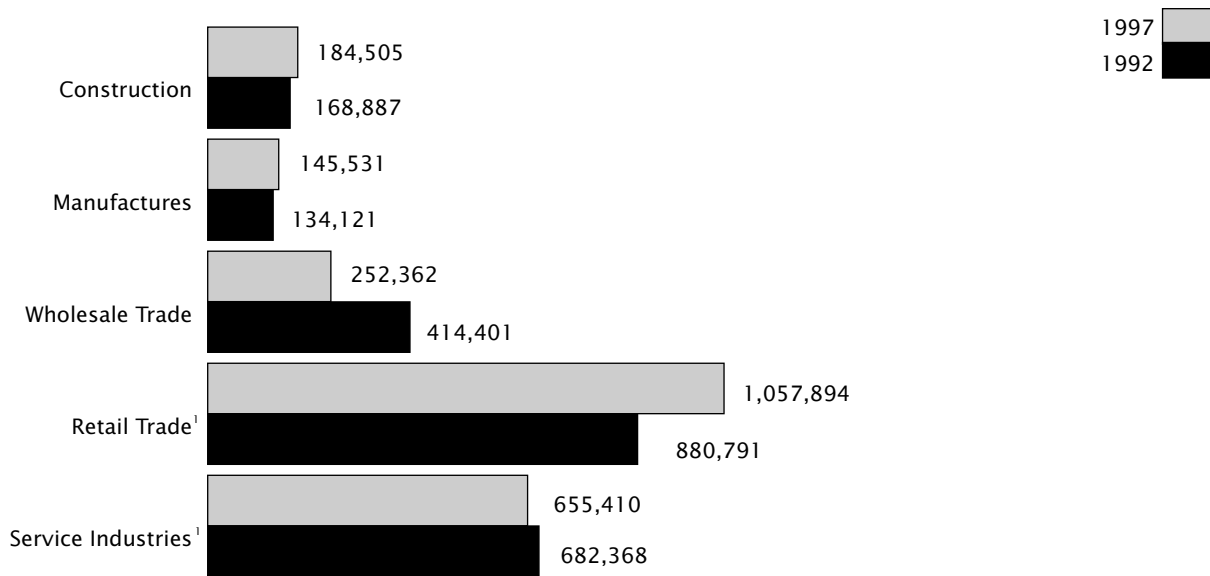
The economic census has been taken in the Virgin Islands at 5-year intervals since 1958.

Printed statistical reports from the 1992 and earlier censuses provide historical data for the study of long-term time series and are available in some libraries.

Figure 1.

**Sales and Receipts by Economic Sector: 1997 and 1992**

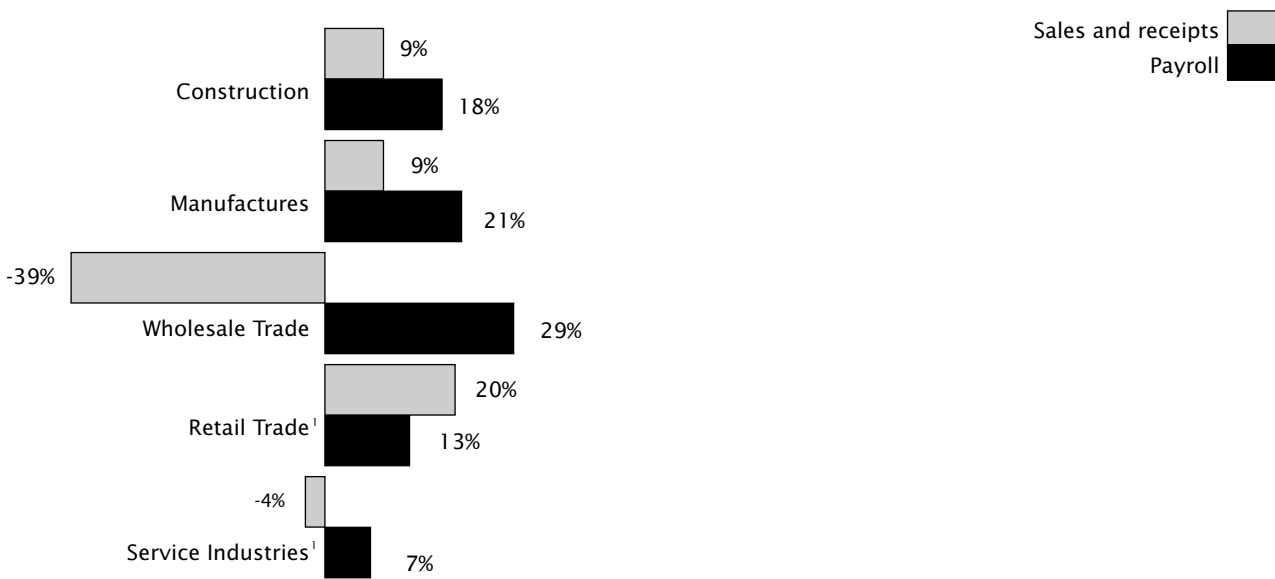
[Thousands of dollars]



<sup>1</sup>1997 data include only establishments with payroll. Data for 1992 include nonemployer establishments.

Figure 2.

**Percent Change in Sales and Receipts and Payroll by Economic Sector: 1992 to 1997**

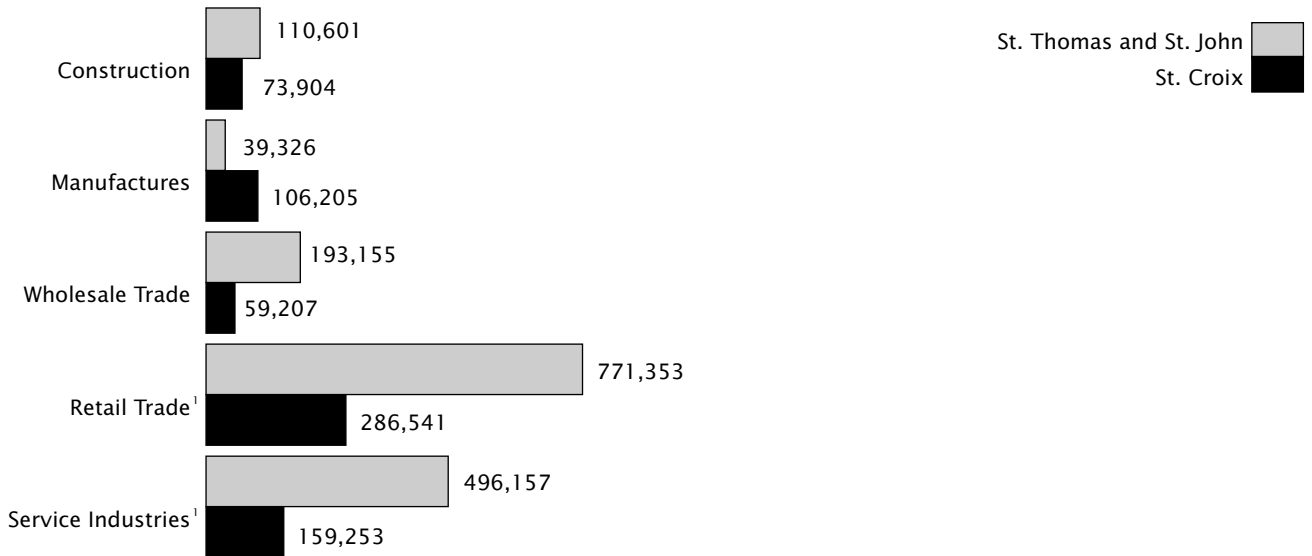


<sup>1</sup>1997 data include only establishments with payroll. Data for 1992 include nonemployer establishments.

Figure 3.

**Sales and Receipts for St. Thomas and St. John and St. Croix by Economic Sector: 1997**

[Thousands of dollars]

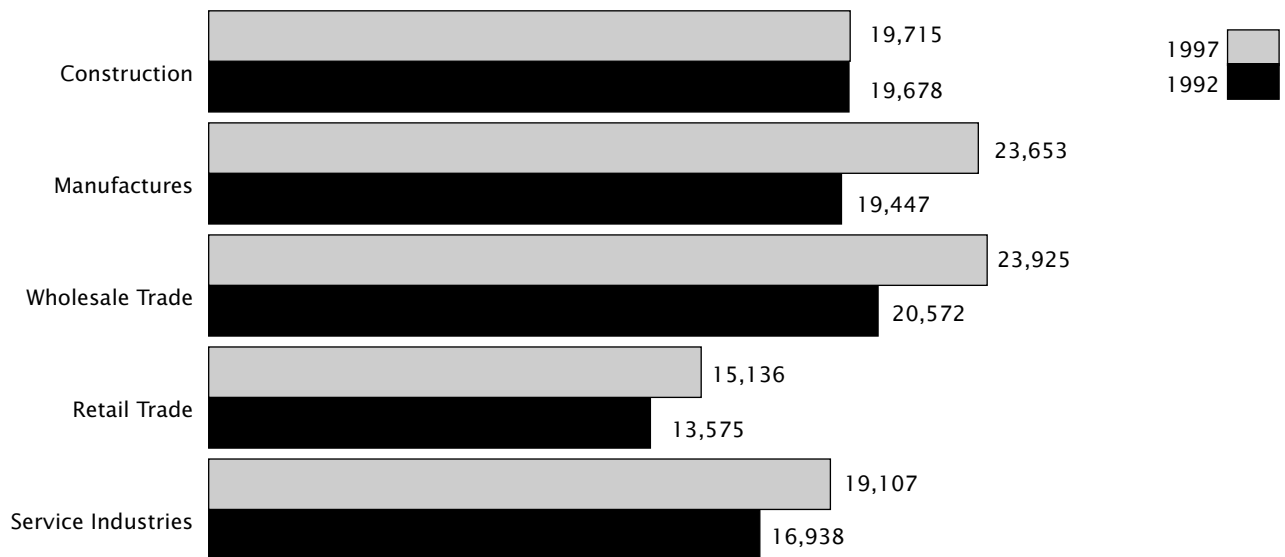


<sup>1</sup>1997 data include only establishments with payroll. Data for 1992 include nonemployer establishments.

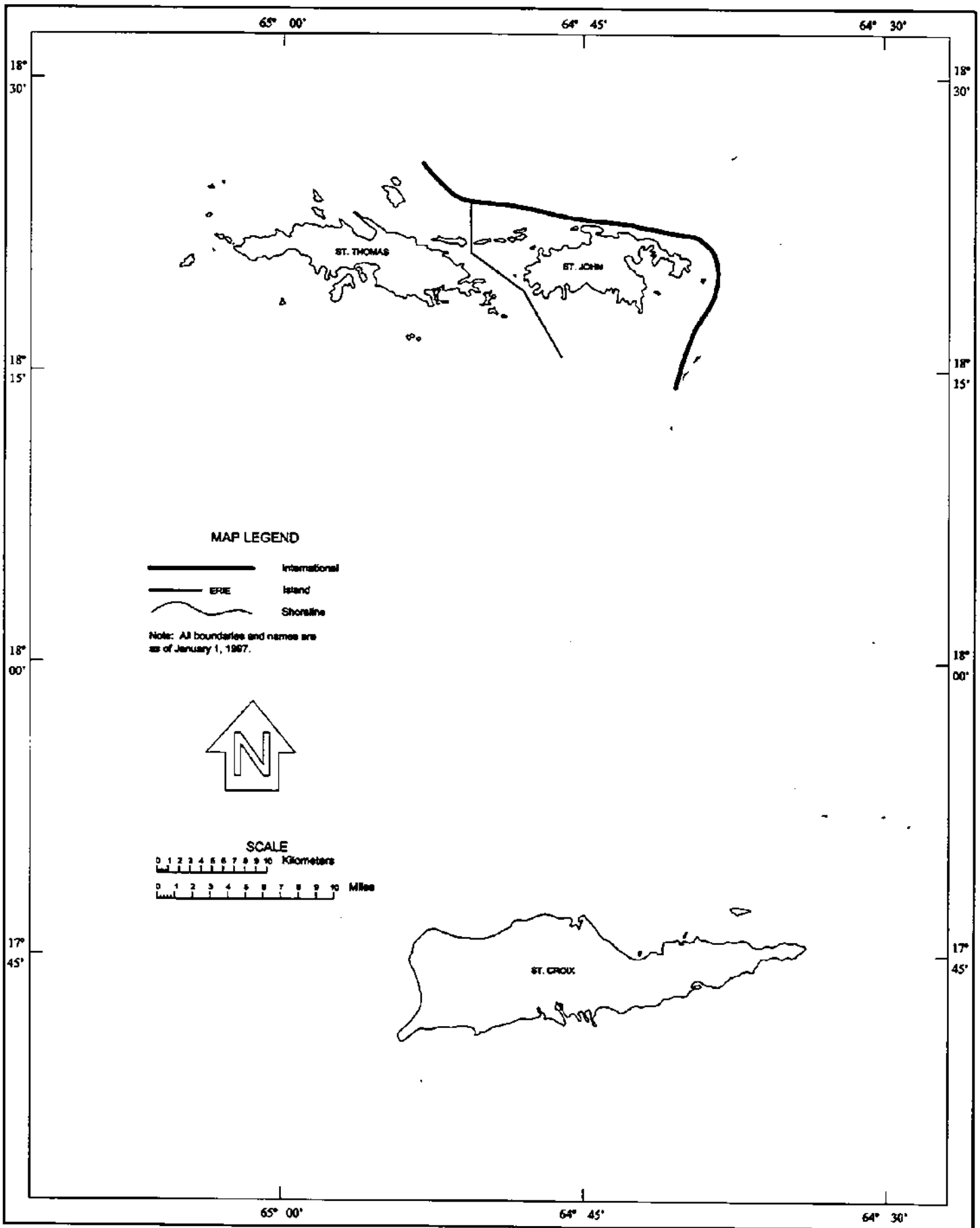
Figure 4.

**Annual Payroll per Employee by Economic Sector: 1997 and 1992**

[Dollars]



ISLANDS AND TOWNS OF THE VIRGIN ISLANDS OF THE UNITED STATES



U.S. DEPARTMENT OF COMMERCE Economics and Statistics Administration Bureau of the Census

**Table 1. General Statistics: 1997 and Earlier Census Years**

[Detail may not add to total because of rounding. For meaning of abbreviations and symbols, see introductory text. For explanation of terms, see Appendix A]

Industry division and year <sup>1</sup>	Establishments <sup>2</sup> (number)	Sales and receipts <sup>3</sup> (\$1,000)	Annual payroll (\$1,000)	First-quarter payroll (\$1,000)	Paid employees for selected period <sup>4</sup> (number)	Proprietors and partners <sup>5</sup> (number)	Unpaid family workers <sup>6</sup> (number)
<b>TOTAL</b>							
1997 .....	2 032	2 295 702	382 309	96 026	21 216	583	107
1992 .....	2 932	2 280 568	338 204	86 393	20 968	1 117	330
1987 .....	2 604	D	254 787	62 133	20 709	1 102	209
1982 .....	2 588	D	228 538	54 946	19 132	1 526	511
1977 .....	2 211	D	119 804	28 564	15 069	1 373	N
1972 .....	1 861	1 058 450	104 357	24 707	18 812	1 208	N
<b>Construction</b>							
1997 .....	203	184 505	51 712	13 015	2 623	92	9
1992 .....	147	168 887	43 764	12 380	2 224	43	3
1987 .....	92	123 743	28 953	7 137	2 170	29	3
1982 .....	150	141 955	46 285	10 810	3 283	55	23
1977 .....	150	44 321	13 615	3 034	1 508	73	N
1972 .....	185	77 624	25 803	5 396	4 214	124	N
<b>Manufacturing</b>							
1997 .....	74	145 531	28 242	6 773	1 194	24	9
1992 .....	78	134 121	23 259	5 307	1 196	29	3
1987 .....	66	D	44 338	9 995	2 102	12	—
1982 .....	71	D	63 061	14 651	2 830	10	6
1977 .....	83	D	39 163	8 990	2 912	26	N
1972 .....	97	626 686	25 981	6 062	3 375	23	N
1967 .....	95	98 855	9 738	2 273	1 969	28	N
1963 .....	72	21 365	3 185	N	1 177	26	N
1958 .....	35	5 135	1 938	N	986	N	N
<b>Wholesale Trade</b>							
1997 .....	115	252 362	27 370	6 764	1 144	6	—
1992 .....	114	414 401	21 189	5 167	1 030	11	1
1987 .....	84	210 752	19 570	4 713	1 322	9	2
1982 .....	104	197 350	18 692	4 543	1 363	10	14
1977 .....	104	124 379	8 776	2 169	980	14	N
1972 .....	106	70 407	5 373	1 282	833	22	N
1967 .....	85	32 223	2 869	743	599	25	N
1963 .....	67	18 005	1 087	N	296	27	N
1958 .....	31	7 716	682	N	399	N	N
<b>Retail Trade</b>							
1997 .....	973	1 057 894	135 713	34 828	8 966	220	55
1992 .....	1 339	880 791	120 265	30 299	8 859	645	239
1987 .....	1 311	702 800	85 487	20 883	8 529	672	168
1982 .....	1 191	489 223	57 875	14 412	6 980	627	357
1977 .....	1 104	277 999	35 909	8 624	5 622	645	N
1972 .....	883	223 162	27 693	6 836	5 681	598	N
1967 .....	772	105 874	13 242	3 344	3 954	576	N
1963 .....	674	55 829	6 302	N	2 401	545	N
1958 .....	593	22 191	2 245	N	1 320	N	N
<b>Service Industries<sup>7</sup></b>							
1997 .....	667	655 410	139 272	34 646	7 289	241	34
1992 .....	1 254	682 368	129 727	33 240	7 659	389	84
1987 .....	1 051	296 016	76 439	19 405	6 586	380	36
1982 .....	1 072	146 708	42 625	10 530	4 676	824	111
1977 .....	770	75 763	22 342	5 748	4 047	615	N
1972 .....	590	60 574	19 507	5 131	4 709	441	N
1967 .....	268	28 975	8 605	2 042	2 945	212	N
1963 .....	214	14 280	4 052	N	2 040	163	N
1958 .....	165	6 037	1 850	N	1 375	N	N

<sup>1</sup>Revisions of Standard Industrial Classification Manual in 1972 and 1987 resulted in some industry reclassification.

<sup>2</sup>1997 data include only establishments with payroll. Data for 1992 and earlier censuses include nonemployer establishments engaged in retail and certain service industries, including lottery agencies. In 1992, there were 187 nonemployer retail establishments, 201 nonemployer services industries establishments excluding lottery agencies, and 484 lottery agencies.

<sup>3</sup>For construction and manufacturing, see Appendix A for explanation of terms and problems of duplication.

<sup>4</sup>For 1967, 1972, 1977, 1982, 1987, 1992, and 1997 data are for pay period including Mar. 12; for 1963, data are for week of Jan. 11 to 17, 1959.

<sup>5</sup>For 1967, 1972, 1977, 1982, 1987, 1992, and 1997 data include only those who worked 15 hours or more during week including Mar. 12; for 1963, data are for week of Jan. 5 to 11, 1964; for 1958, data are for week of Jan. 11 to 17, 1959.

<sup>6</sup>Data first collected in 1982. Includes only those who worked 15 hours or more during week including Mar. 12.

<sup>7</sup>Starting in 1977, also includes travel agencies; dental laboratories; and legal, engineering, architectural, and surveying services.

**Table 2. General Statistics by Legal Form of Organization: 1997**

[Detail may not add to total because of rounding. For meaning of abbreviations and symbols, see introductory text. For explanation of terms, see Appendix A]

Industry division and legal form of organization	Establishments (number)	Sales and receipts <sup>1</sup> (\$1,000)	Annual payroll (\$1,000)	First-quarter payroll (\$1,000)	Paid employees for pay period including March 12 (number)	Proprietors and partners <sup>2</sup> (number)	Unpaid family workers <sup>2</sup> (number)
<b>Total</b> .....	<b>2 032</b>	<b>2 295 702</b>	<b>382 309</b>	<b>96 026</b>	<b>21 216</b>	<b>583</b>	<b>107</b>
Corporations .....	1 567	2 163 879	353 494	88 894	19 379	—	—
Individual proprietorships .....	376	68 224	15 411	3 918	1 142	422	93
Partnerships .....	77	62 004	12 931	3 097	662	161	10
Other .....	12	1 595	473	117	33	—	4
<b>Construction</b> .....	<b>203</b>	<b>184 505</b>	<b>51 712</b>	<b>13 015</b>	<b>2 623</b>	<b>92</b>	<b>9</b>
Corporations .....	120	158 111	45 951	11 486	2 183	—	—
Individual proprietorships .....	77	D	D	D	e	D	D
Partnerships .....	6	D	D	D	b	D	D
Other .....	—	—	—	—	—	—	—
<b>Manufacturing</b> .....	<b>74</b>	<b>145 531</b>	<b>28 242</b>	<b>6 773</b>	<b>1 194</b>	<b>24</b>	<b>9</b>
Corporations .....	60	142 235	27 441	6 591	1 140	—	—
Individual proprietorships .....	13	D	D	D	b	D	D
Partnerships .....	1	D	D	D	a	D	D
Other .....	—	—	—	—	—	—	—
<b>Wholesale trade</b> .....	<b>115</b>	<b>252 362</b>	<b>27 370</b>	<b>6 764</b>	<b>1 144</b>	<b>6</b>	<b>—</b>
Corporations .....	111	248 070	26 822	6 635	1 115	—	—
Individual proprietorships .....	3	D	D	D	b	D	D
Partnerships .....	1	D	D	D	a	D	D
Other .....	—	—	—	—	—	—	—
<b>Retail trade</b> .....	<b>973</b>	<b>1 057 894</b>	<b>135 713</b>	<b>34 828</b>	<b>8 966</b>	<b>220</b>	<b>55</b>
Corporations .....	793	1 013 205	129 734	33 303	8 425	—	—
Individual proprietorships .....	145	24 691	3 759	920	339	158	48
Partnerships .....	32	19 374	2 103	570	195	62	4
Other .....	3	624	117	35	7	—	3
<b>Service industries</b> .....	<b>667</b>	<b>655 410</b>	<b>139 272</b>	<b>34 646</b>	<b>7 289</b>	<b>241</b>	<b>34</b>
Corporations .....	483	602 258	123 546	30 879	6 516	—	—
Individual proprietorships .....	138	23 432	6 261	1 560	378	159	30
Partnerships .....	37	28 749	9 109	2 125	369	82	3
Other .....	9	971	356	82	26	—	1

<sup>1</sup>For construction and manufacturing, see Appendix A for explanation of terms and problems of duplication.

<sup>2</sup>Includes only those who worked 15 hours or more during week including Mar. 12.



**Table 3. General Statistics by Sales and Receipts Size: 1997**

[Detail may not add to total because of rounding. For meaning of abbreviations and symbols, see introductory text. For explanation of terms, see Appendix A]

Industry division and sales and receipts size	Establishments (number)	Sales and receipts <sup>1</sup> (\$1,000)	Annual payroll (\$1,000)	First-quarter payroll (\$1,000)	Paid employees for pay period including March 12 (number)	Proprietors and partners <sup>2</sup> (number)	Unpaid family workers <sup>2</sup> (number)
<b>Total</b> .....	<b>2 032</b>	<b>2 295 702</b>	<b>382 309</b>	<b>96 026</b>	<b>21 216</b>	<b>583</b>	<b>107</b>
Less than \$5,000 .....	10	29	14	9	8	7	-
\$5,000 to \$9,999 .....	14	108	31	6	6	9	2
\$10,000 to \$24,999 .....	45	765	194	68	43	25	3
\$25,000 to \$49,999 .....	118	4 560	1 292	327	144	65	15
\$50,000 to \$99,999 .....	226	16 604	4 562	1 174	422	109	28
\$100,000 to \$249,999 .....	465	76 042	18 857	4 665	1 503	169	42
\$250,000 to \$499,999 .....	401	140 641	31 725	8 115	2 445	92	14
\$500,000 to \$999,999 .....	319	220 753	44 706	11 558	2 993	41	3
\$1,000,000 or more .....	434	1 836 200	280 928	70 104	13 652	66	-
<b>Construction</b> .....	<b>203</b>	<b>184 505</b>	<b>51 712</b>	<b>13 015</b>	<b>2 623</b>	<b>92</b>	<b>9</b>
Less than \$5,000 .....	3	D	D	D	a	D	D
\$5,000 to \$9,999 .....	1	D	D	D	a	D	D
\$10,000 to \$24,999 .....	6	103	28	6	6	6	-
\$25,000 to \$49,999 .....	13	D	D	D	a	D	D
\$50,000 to \$99,999 .....	30	2 167	789	245	73	22	3
\$100,000 to \$249,999 .....	38	6 047	1 695	423	122	21	3
\$250,000 to \$499,999 .....	42	15 190	4 402	1 019	240	14	2
\$500,000 to \$999,999 .....	22	15 632	4 632	1 278	371	4	-
\$1,000,000 or more .....	48	144 861	39 991	10 000	1 790	12	-
<b>Manufacturing</b> .....	<b>74</b>	<b>145 531</b>	<b>28 242</b>	<b>6 773</b>	<b>1 194</b>	<b>24</b>	<b>9</b>
Less than \$5,000 .....	-	-	-	-	-	-	-
\$5,000 to \$9,999 .....	-	-	-	-	-	-	-
\$10,000 to \$24,999 .....	-	-	-	-	-	-	-
\$25,000 to \$49,999 .....	3	D	D	D	a	D	D
\$50,000 to \$99,999 .....	6	D	D	D	a	D	D
\$100,000 to \$249,999 .....	16	2 310	625	165	65	7	1
\$250,000 to \$499,999 .....	14	4 826	1 446	393	110	12	2
\$500,000 to \$999,999 .....	12	9 141	2 772	610	131	2	-
\$1,000,000 or more .....	23	128 728	23 215	5 546	872	-	-
<b>Wholesale trade</b> .....	<b>115</b>	<b>252 362</b>	<b>27 370</b>	<b>6 764</b>	<b>1 144</b>	<b>6</b>	<b>-</b>
Less than \$5,000 .....	1	D	D	D	a	D	D
\$5,000 to \$9,999 .....	-	-	-	-	-	-	-
\$10,000 to \$24,999 .....	-	-	-	-	-	-	-
\$25,000 to \$49,999 .....	1	D	D	D	a	D	D
\$50,000 to \$99,999 .....	5	D	D	D	a	D	D
\$100,000 to \$249,999 .....	17	2 873	432	108	46	1	-
\$250,000 to \$499,999 .....	19	7 120	987	214	52	-	-
\$500,000 to \$999,999 .....	28	19 911	3 093	762	151	2	-
\$1,000,000 or more .....	44	222 032	22 719	5 650	886	3	-
<b>Retail trade</b> .....	<b>973</b>	<b>1 057 894</b>	<b>135 713</b>	<b>34 828</b>	<b>8 966</b>	<b>220</b>	<b>55</b>
Less than \$5,000 .....	1	D	D	D	a	D	D
\$5,000 to \$9,999 .....	3	D	D	D	a	D	D
\$10,000 to \$24,999 .....	15	250	56	23	16	9	3
\$25,000 to \$49,999 .....	54	2 075	457	125	63	32	4
\$50,000 to \$99,999 .....	102	7 619	1 603	415	176	48	19
\$100,000 to \$249,999 .....	209	33 921	6 913	1 715	652	57	19
\$250,000 to \$499,999 .....	213	73 878	13 051	3 596	1 203	43	7
\$500,000 to \$999,999 .....	176	121 562	19 288	4 915	1 414	20	3
\$1,000,000 or more .....	200	818 568	94 340	24 036	5 440	10	-
<b>Service industries</b> .....	<b>667</b>	<b>655 410</b>	<b>139 272</b>	<b>34 646</b>	<b>7 289</b>	<b>241</b>	<b>34</b>
Less than \$5,000 .....	5	D	D	D	a	D	D
\$5,000 to \$9,999 .....	10	D	D	D	a	D	D
\$10,000 to \$24,999 .....	24	412	110	39	21	10	-
\$25,000 to \$49,999 .....	47	1 854	643	150	61	23	5
\$50,000 to \$99,999 .....	83	6 008	1 874	437	152	37	5
\$100,000 to \$249,999 .....	185	30 891	9 192	2 254	618	83	19
\$250,000 to \$499,999 .....	113	39 627	11 839	2 893	840	23	3
\$500,000 to \$999,999 .....	81	54 507	14 921	3 993	926	13	-
\$1,000,000 or more .....	119	522 011	100 663	24 872	4 664	41	-

<sup>1</sup>For construction and manufacturing, see Appendix A for explanation of terms and problems of duplication.

<sup>2</sup>Includes only those who worked 15 hours or more during week including Mar. 12.

**Table 4. General Statistics by Employment Size: 1997**

[Detail may not add to total because of rounding. For meaning of abbreviations and symbols, see introductory text. For explanation of terms, see Appendix A]

Industry division and employment size <sup>1</sup>	Establishments (number)	Sales and receipts <sup>2</sup> (\$1,000)	Annual payroll (\$1,000)	First-quarter payroll (\$1,000)	Paid employees for pay period including March 12 (number)	Proprietors and partners <sup>3</sup> (number)	Unpaid family workers <sup>3</sup> (number)
<b>Total</b> .....	<b>2 032</b>	<b>2 295 702</b>	<b>382 309</b>	<b>96 026</b>	<b>21 216</b>	<b>583</b>	<b>107</b>
No employees .....	136	31 176	6 882	—	—	66	5
1 to 4 employees .....	991	461 218	35 998	9 180	2 202	342	81
5 to 9 employees .....	439	292 955	48 396	12 428	2 916	78	11
10 to 19 employees .....	249	331 278	55 147	14 576	3 289	62	10
20 to 49 employees .....	147	538 974	80 467	20 624	4 376	30	—
50 employees or more .....	70	640 101	155 419	39 218	8 433	5	—
<b>Construction</b> .....	<b>203</b>	<b>184 505</b>	<b>51 712</b>	<b>13 015</b>	<b>2 623</b>	<b>92</b>	<b>9</b>
No employees .....	19	D	D	D	a	D	D
1 to 4 employees .....	89	19 613	3 705	993	198	51	6
5 to 9 employees .....	37	D	D	D	e	D	D
10 to 19 employees .....	25	29 771	5 480	1 519	332	13	—
20 to 49 employees .....	18	40 550	8 871	2 265	525	6	—
50 employees or more .....	15	70 700	27 578	7 032	1 311	1	—
<b>Manufacturing</b> .....	<b>74</b>	<b>145 531</b>	<b>28 242</b>	<b>6 773</b>	<b>1 194</b>	<b>24</b>	<b>9</b>
No employees .....	—	—	—	—	—	—	—
1 to 4 employees .....	27	8 261	1 007	241	57	12	9
5 to 9 employees .....	15	D	D	D	b	D	D
10 to 19 employees .....	16	14 588	3 465	1 014	218	7	—
20 to 49 employees .....	11	67 015	9 888	2 310	382	—	—
50 employees or more .....	5	D	D	D	e	D	D
<b>Wholesale trade</b> .....	<b>115</b>	<b>252 362</b>	<b>27 370</b>	<b>6 764</b>	<b>1 144</b>	<b>6</b>	<b>—</b>
No employees .....	5	D	D	D	a	D	D
1 to 4 employees .....	58	40 859	3 413	886	140	2	—
5 to 9 employees .....	21	D	D	D	c	D	D
10 to 19 employees .....	16	44 903	5 144	1 299	209	2	—
20 to 49 employees .....	12	79 113	7 672	1 921	368	—	—
50 employees or more .....	3	D	D	D	e	D	D
<b>Retail trade</b> .....	<b>973</b>	<b>1 057 894</b>	<b>135 713</b>	<b>34 828</b>	<b>8 966</b>	<b>220</b>	<b>55</b>
No employees .....	65	14 788	2 154	—	—	22	3
1 to 4 employees .....	449	115 307	14 146	3 672	1 051	147	44
5 to 9 employees .....	244	187 048	24 490	6 489	1 621	33	7
10 to 19 employees .....	128	172 902	24 151	6 630	1 697	10	1
20 to 49 employees .....	63	267 711	35 405	8 951	1 916	8	—
50 employees or more .....	24	300 138	35 367	9 086	2 681	—	—
<b>Service industries</b> .....	<b>667</b>	<b>655 410</b>	<b>139 272</b>	<b>34 646</b>	<b>7 289</b>	<b>241</b>	<b>34</b>
No employees .....	47	9 481	3 364	—	—	31	1
1 to 4 employees .....	368	277 178	13 727	3 388	756	130	22
5 to 9 employees .....	122	61 640	14 351	3 594	804	30	2
10 to 19 employees .....	64	69 114	16 907	4 114	833	30	9
20 to 49 employees .....	43	84 585	18 631	5 177	1 185	16	—
50 employees or more .....	23	153 412	72 292	18 373	3 711	4	—

<sup>1</sup>Employment-size classes are based on number of paid employees for pay period including Mar. 12.  
<sup>2</sup>For construction and manufacturing, see Appendix A for explanation of terms and problems of duplication.  
<sup>3</sup>Includes only those who worked 15 hours or more during week including Mar. 12.

**Table 5. General Statistics by Selected Industry Group and Kind of Business: 1997**

[Detail may not add to total because of rounding. For meaning of abbreviations and symbols, see introductory text. For explanation of terms, see Appendix A]

SIC code	Selected industry group and kind of business	Establishments (number)	Sales and receipts <sup>1</sup> (\$1,000)	Annual payroll (\$1,000)	First-quarter payroll (\$1,000)	Paid employees for pay period including March 12 (number)	Proprietors and partners <sup>2</sup> (number)	Unpaid family workers <sup>3</sup> (number)
	<b>Total</b> .....	<b>2 032</b>	<b>2 295 702</b>	<b>382 309</b>	<b>96 026</b>	<b>21 216</b>	<b>583</b>	<b>107</b>
<b>15-17, 6552</b>	<b>Construction industries and subdividers and developers</b> .....	<b>203</b>	<b>184 505</b>	<b>51 712</b>	<b>13 015</b>	<b>2 623</b>	<b>92</b>	<b>9</b>
15	General building contractors .....	107	119 123	34 816	8 921	1 820	48	5
16	Heavy construction, except building .....	9	25 138	5 927	1 339	255	4	—
17	Special trade contractors .....	80	30 596	9 843	2 456	483	36	4
6552	Subdividers and developers, n.e.c. ....	7	9 648	1 126	299	65	4	—
<b>20-39</b>	<b>Manufacturing</b> .....	<b>74</b>	<b>145 531</b>	<b>28 242</b>	<b>6 773</b>	<b>1 194</b>	<b>24</b>	<b>9</b>
20	Food and kindred products .....	11	31 949	3 522	767	150	2	5
22	Textile mill products .....	1	D	D	D	a	D	D
23	Apparel and other textile products .....	5	1 092	140	46	7	2	1
24	Lumber and wood products .....	4	1 562	435	104	28	2	—
25	Furniture and fixtures .....	2	D	D	D	a	D	D
27	Printing and publishing .....	15	21 127	5 126	1 244	213	11	2
28	Chemicals and allied products .....	3	D	D	D	b	D	D
30	Rubber and miscellaneous plastics products .....	1	D	D	D	a	D	D
31	Leather and leather products .....	1	D	D	D	a	D	D
32	Stone, clay, and glass products .....	3	21 897	6 254	1 514	184	—	—
34	Fabricated metal products .....	6	3 352	661	149	46	—	—
35	Industrial machinery and equipment .....	2	D	D	D	a	D	D
37	Transportation equipment .....	8	4 920	1 742	471	87	1	—
38	Instruments and related products .....	7	28 870	7 377	1 589	357	—	—
39	Miscellaneous manufacturing industries .....	5	2 707	623	132	24	3	—
<b>50-51</b>	<b>Wholesale trade</b> .....	<b>115</b>	<b>252 362</b>	<b>27 370</b>	<b>6 764</b>	<b>1 144</b>	<b>6</b>	<b>—</b>
50	Durable goods .....	51	54 545	9 054	2 144	315	6	—
501	Motor vehicles, parts, and supplies .....	2	D	D	D	D	D	D
502	Furniture and homefurnishings .....	3	D	D	D	b	D	D
503	Lumber and construction materials .....	4	2 998	434	123	22	1	—
504	Professional and commercial equipment .....	15	15 574	1 417	401	52	—	—
506	Electrical goods .....	5	4 581	859	161	31	—	—
507	Hardware, plumbing, and heating equipment .....	6	5 274	941	221	37	—	—
508	Machinery, equipment, and supplies .....	6	7 216	917	223	32	2	—
509	Miscellaneous durable goods .....	6	11 103	3 454	754	90	—	—
51	Nondurable goods .....	64	197 817	18 316	4 620	829	—	—
511	Paper and paper products .....	7	13 840	939	232	42	—	—
512	Drugs, proprietaries, and sundries .....	3	D	D	D	a	D	D
513	Apparel, piece goods, and notions .....	4	1 781	154	32	7	—	—
514	Groceries and related products .....	26	82 818	8 364	2 107	390	—	—
516	Chemicals and allied products .....	3	1 547	207	44	9	—	—
517	Petroleum and petroleum products .....	5	D	D	D	b	D	D
518	Beer, wine, and distilled beverages .....	8	72 870	6 233	1 598	283	—	—
519	Miscellaneous nondurable goods .....	6	4 540	534	142	40	—	—
<b>52-59</b>	<b>Retail trade</b> .....	<b>973</b>	<b>1 057 894</b>	<b>135 713</b>	<b>34 828</b>	<b>8 966</b>	<b>220</b>	<b>55</b>
52	Building materials and garden supplies .....	38	59 207	7 756	1 796	361	2	—
521	Lumber and other building materials .....	9	18 640	2 510	485	102	1	—
523	Paint, glass, and wallpaper stores .....	6	D	D	D	b	D	D
525	Hardware stores .....	21	36 650	4 553	1 136	222	1	—
526	Retail nurseries and garden stores .....	2	D	D	D	a	D	D
53	General merchandise stores .....	23	77 430	9 625	2 457	885	7	1
531	Department stores .....	3	D	D	D	f	D	D
533	Variety stores .....	4	D	D	D	c	D	D
539	Miscellaneous general merchandise stores .....	16	10 085	1 568	347	100	6	1
54	Food stores .....	94	217 207	18 781	4 667	1 385	35	8
541	Grocery stores .....	58	206 875	16 639	4 163	1 220	20	1
542	Meat and fish markets .....	8	4 004	560	128	41	2	2
544	Candy, nut, and confectionery stores .....	2	D	D	D	a	D	D
545	Dairy products stores .....	1	D	D	D	a	D	D
546	Retail bakeries .....	15	3 561	1 046	222	67	8	4
549	Miscellaneous food stores .....	10	2 352	460	134	47	4	1
55, ex. 554	Automotive dealers, excluding gasoline service stations .....	58	84 832	11 944	2 918	583	5	3
551	New and used car dealers .....	15	40 187	5 228	1 248	188	—	—
553	Auto and home supply stores .....	28	34 307	5 138	1 296	312	4	3
555	Boat dealers .....	15	10 338	1 578	374	83	1	—
554	Gasoline service stations .....	18	29 524	2 887	634	187	5	2
56	Apparel and accessory stores .....	115	58 568	6 862	1 738	579	23	3
561	Men's and boys' clothing stores .....	11	3 895	563	142	60	4	1
562	Women's clothing stores .....	29	13 741	1 426	364	152	5	2
563	Women's accessory and specialty stores .....	1	D	D	D	a	D	D
564	Children's and infants' wear stores .....	3	D	D	D	a	D	D
565	Family clothing stores .....	32	14 556	1 897	501	136	10	—
566	Shoe stores .....	21	16 369	1 753	410	132	—	—
569	Miscellaneous apparel and accessory stores .....	18	8 860	966	258	85	2	—
57	Furniture and homefurnishings stores .....	61	61 692	7 249	1 992	357	4	1
571	Furniture and homefurnishings stores .....	33	D	D	D	c	D	D
5712	Furniture stores .....	18	9 663	1 096	297	77	2	1
5719	Miscellaneous homefurnishings stores .....	15	D	D	D	b	D	D
572	Household appliance stores .....	1	D	D	D	a	D	D
573	Radio, television, and computer stores .....	27	42 319	3 994	1 021	192	1	—
5731	Radio, television, and electronic stores .....	16	34 700	2 860	756	131	1	—
5734	Computer and software stores .....	5	4 121	463	116	23	—	—
5735	Record and prerecorded tape stores .....	6	3 498	671	149	38	—	—
58	Eating and drinking places .....	248	97 470	22 641	5 834	2 408	85	28
5812	Eating places .....	222	92 258	21 456	5 491	2 258	74	28
5813	Drinking places .....	26	5 212	1 185	343	150	11	—
591	Drug stores and proprietary stores .....	18	27 126	4 003	971	222	—	—

See footnotes at end of table.

**Table 5. General Statistics by Selected Industry Group and Kind of Business: 1997—Con.**

[Detail may not add to total because of rounding. For meaning of abbreviations and symbols, see introductory text. For explanation of terms, see Appendix A]

SIC code	Selected industry group and kind of business	Establishments (number)	Sales and receipts <sup>1</sup> (\$1,000)	Annual payroll (\$1,000)	First-quarter payroll (\$1,000)	Paid employees for pay period including March 12 (number)	Proprietors and partners <sup>2</sup> (number)	Unpaid family workers <sup>2</sup> (number)
<b>52-59</b>	<b>Retail trade—Con.</b>							
59, ex. 591	Miscellaneous retail .....	300	344 838	43 965	11 821	1 999	54	9
592	Liquor stores .....	9	17 841	3 197	828	78	1	—
593	Used merchandise stores .....	3	D	D	D	a	D	D
594	Miscellaneous shopping goods stores .....	232	294 179	35 007	9 556	1 572	43	9
5941	Sporting goods and bicycle shops .....	7	2 040	372	99	23	3	2
5942	Book stores .....	10	2 734	437	113	31	—	D
5943	Stationery stores .....	1	D	D	D	a	D	D
5944	Jewelry stores .....	122	248 682	27 731	7 511	1 121	14	1
5945	Hobby, toy, and game shops .....	4	D	D	D	a	D	D
5946	Camera and photographic supply stores .....	2	D	D	D	a	D	D
5947	Gift, novelty, and souvenir shops .....	70	32 119	4 651	1 286	294	22	4
5848	Luggage and leather goods stores .....	12	5 773	1 406	435	69	2	—
5949	Sewing, needlework, and piece goods .....	4	982	145	37	12	2	2
596	Nonstore retailers .....	7	D	D	D	a	D	D
598	Fuel dealers .....	8	8 514	1 511	362	90	—	—
599	Retail stores, n.e.c. ....	46	23 098	4 099	1 014	236	9	—
5992	Florists .....	7	D	D	D	a	D	D
5994	News dealers and newsstands .....	3	D	D	D	a	D	D
5995	Optical goods stores .....	14	9 664	2 099	507	95	—	—
5999	Miscellaneous retail stores, n.e.c. ....	22	10 796	1 586	400	108	7	—
<b>472, 70-79 (ex. 702, 704), 8072, 8111, 84,871, 8731, 8732,8734, 874</b>	<b>Service industries .....</b>	<b>667</b>	<b>655 410</b>	<b>139 272</b>	<b>34 646</b>	<b>7 289</b>	<b>241</b>	<b>34</b>
472	Passenger transportation arrangement .....	54	32 328	5 403	1 352	330	7	—
4724	Travel agencies .....	28	22 987	2 820	651	158	6	—
4725	Tour operators .....	20	6 916	1 751	499	128	1	—
4729	Passenger transportation arrangement, n.e.c. ....	6	2 425	832	202	44	—	—
70, ex. 702, 704	Hotels and other lodging places .....	62	D	D	D	h	D	D
701	Hotels and motels .....	60	123 768	43 770	11 237	2 881	21	3
703	Camps and recreational vehicle parks .....	2	D	D	D	a	D	D
72	Personal services .....	64	11 767	3 655	851	279	34	3
721	Laundry, cleaning, and garment services .....	29	7 043	2 671	645	207	8	—
7211	Power laundries, family and commercial .....	1	D	D	D	a	D	D
7215	Coin-operated laundries and cleaning .....	27	D	D	D	c	D	D
7217	Carpet and upholstery cleaning .....	1	D	D	D	a	D	D
722	Photographic studios, portrait .....	2	D	D	D	a	D	D
723	Beauty shops .....	21	1 664	467	103	39	22	3
724	Barber shops .....	2	D	D	D	a	D	D
726	Funeral service and crematories .....	2	D	D	D	a	D	D
729	Miscellaneous personal services .....	8	962	176	27	12	2	—
73	Business services .....	102	51 189	18 362	4 160	1 249	33	14
731	Advertising .....	8	3 857	661	102	26	—	—
7311	Advertising agencies .....	8	3 857	661	102	26	—	—
732	Credit reporting and collection .....	2	D	D	D	a	D	D
733	Mailing, reproduction, stenographic .....	5	D	D	D	a	D	D
734	Services to buildings .....	15	4 416	1 707	428	152	11	6
735	Miscellaneous equipment rental and leasing .....	22	7 121	1 852	459	105	5	2
736	Personnel supply services .....	6	2 240	919	212	130	5	4
737	Computer and data processing services .....	5	4 335	424	129	24	—	—
738	Miscellaneous business services .....	39	28 074	12 416	2 709	784	9	1
7381	Detective and armored car services .....	10	6 983	4 520	945	437	—	—
7382	Security systems services .....	5	D	D	D	c	D	D
7384	Photofinishing laboratories .....	4	D	D	D	b	D	D
7389	Business services, n.e.c. ....	20	14 132	4 461	967	138	8	—
75	Auto repair, services, and parking .....	84	34 421	6 737	1 884	403	23	6
751	Automotive rentals, no drivers .....	41	22 738	4 409	1 169	262	3	1
7513	Truck rental and leasing, no drivers .....	1	D	D	D	a	D	D
7514	Passenger car rental .....	39	D	D	D	e	D	D
7515	Passenger car leasing .....	1	D	D	D	a	D	D
752	Automobile parking .....	2	D	D	D	a	D	D
753	Automotive repair shops .....	35	10 368	1 990	634	118	14	5
7532	Top and body repair and paint shops .....	3	930	184	32	11	3	2
7533	Auto exhaust system repair shops .....	1	D	D	D	a	D	D
7534	Tire retreading and repair shops .....	1	D	D	D	a	D	D
7536	Automotive glass replacement shops .....	1	D	D	D	a	D	D
7538	General automotive repair shops .....	4	467	137	32	12	2	2
7539	Automotive repair shops, n.e.c. ....	25	8 231	1 566	549	86	8	1
754	Automotive services, except repair .....	6	D	D	D	a	D	D
76	Miscellaneous repair services .....	50	44 811	30 053	7 725	914	15	1
762	Electrical repair shops .....	27	8 519	2 184	547	124	9	1
763	Watch, clock, and jewelry repair .....	3	389	103	27	6	—	—
769	Miscellaneous repair shops .....	20	35 903	27 766	7 151	784	6	—
78	Motion pictures .....	9	5 133	943	206	123	2	—
783	Motion picture theaters .....	1	D	D	D	b	D	D
784	Video tape rentals .....	8	D	D	D	b	D	D
79	Amusement and recreation services .....	41	16 325	3 440	781	246	4	1
791	Dance studios, schools, and halls .....	2	D	D	D	a	D	D
793	Bowling centers .....	1	D	D	D	b	D	D
794	Commercial sports .....	1	D	D	D	a	D	D
799	Miscellaneous amusement, recreation services .....	37	14 774	2 925	681	196	4	1
7991	Physical fitness facilities .....	3	D	D	D	b	D	D
7992	Public golf courses .....	1	D	D	D	b	D	D
7993	Coin-operated amusement devices .....	2	D	D	D	a	D	D
7997	Membership sports and recreation clubs .....	6	797	225	50	18	—	—
7999	Amusement and recreation, n.e.c. ....	25	9 930	1 611	400	108	4	1
81	Legal services .....	82	43 909	15 248	3 768	409	81	3

See footnotes at end of table.

**Table 5. General Statistics by Selected Industry Group and Kind of Business: 1997—Con.**

[Detail may not add to total because of rounding. For meaning of abbreviations and symbols, see introductory text. For explanation of terms, see Appendix A]

SIC code	Selected industry group and kind of business	Establishments (number)	Sales and receipts <sup>1</sup> (\$1,000)	Annual payroll (\$1,000)	First-quarter payroll (\$1,000)	Paid employees for pay period including March 12 (number)	Proprietors and partners <sup>2</sup> (number)	Unpaid family workers <sup>2</sup> (number)
<b>472, 70-79 (ex. 702, 704), 8072, 8111, 84, 871, 8731, 8732, 8734, 874</b>	<b>Service industries—Con.</b>							
84	Museums, botanical, zoological gardens .....	5	D	D	D	b	D	D
841	Museums and art galleries .....	2	D	D	D	b	D	D
842	Botanical and zoological gardens.....	3	D	D	D	b	D	D
87, ex. 872	Engineering and management services .....	114	285 946	10 354	2 332	389	21	3
871	Engineering and architectural services .....	30	9 655	3 251	699	108	12	1
8711	Engineering services .....	11	2 629	1 310	254	41	1	—
8712	Architectural services .....	14	6 038	1 374	302	43	7	1
8713	Surveying services .....	5	988	567	143	24	4	—
873, ex. 8733	Research and testing services .....	10	3 442	1 036	255	42	—	—
874	Management and public relations .....	74	272 849	6 067	1 378	239	9	2
8741	Management services .....	67	271 205	5 605	1 317	223	7	—
8742	Management consulting services .....	1	D	D	D	a	D	D
8748	Business consulting, n.e.c. ....	6	D	D	D	a	D	D

<sup>1</sup>For construction and manufacturing, see Appendix A for explanation of terms and problems of duplication.

<sup>2</sup>Includes only those who worked 15 hours or more during week including Mar. 12.

**Table 6. General Statistics by Selected Industry Group and Kind of Business for the Islands of St. Thomas and St. John: 1997**

[Detail may not add to total because of rounding. For meaning of abbreviations and symbols, see introductory text. For explanation of terms, see Appendix A]

SIC code	Selected industry group and kind of business	Establishments (number)	Sales and receipts <sup>1</sup> (\$1,000)	Annual payroll (\$1,000)	First-quarter payroll (\$1,000)	Paid employees for pay period including March 12 (number)	Proprietors and partners <sup>2</sup> (number)	Unpaid family workers <sup>2</sup> (number)
	<b>Total</b> .....	<b>1 310</b>	<b>1 610 592</b>	<b>234 129</b>	<b>58 973</b>	<b>13 170</b>	<b>376</b>	<b>49</b>
<b>15-17, 6552</b>	<b>Construction industries and subdividers and developers</b> .....	<b>122</b>	<b>110 601</b>	<b>25 935</b>	<b>6 685</b>	<b>1 416</b>	<b>59</b>	<b>2</b>
15	General building contractors .....	69	73 670	18 283	4 921	1 056	31	1
16	Heavy construction, except building .....	7	D	D	D	c	D	D
17	Special trade contractors .....	41	13 374	3 052	706	143	20	1
6552	Subdividers and developers, n.e.c. ....	5	D	D	D	b	D	D
<b>20-39</b>	<b>Manufacturing</b> .....	<b>37</b>	<b>39 326</b>	<b>10 171</b>	<b>2 497</b>	<b>391</b>	<b>9</b>	<b>1</b>
20	Food and kindred products .....	4	D	D	D	b	D	D
22	Textile mill products .....	1	D	D	D	a	D	D
23	Apparel and other textile products .....	4	D	D	D	a	D	D
25	Furniture and fixtures .....	1	D	D	D	a	D	D
27	Printing and publishing .....	9	10 644	2 510	605	99	1	-
31	Leather and leather products .....	1	D	D	D	a	D	D
32	Stone, clay, and glass products .....	1	D	D	D	c	D	D
34	Fabricated metal products .....	3	376	82	25	14	-	-
35	Industrial machinery and equipment .....	1	D	D	D	a	D	D
37	Transportation equipment .....	7	D	D	D	b	D	D
39	Miscellaneous manufacturing industries .....	5	2 707	623	132	24	3	-
<b>50-51</b>	<b>Wholesale trade</b> .....	<b>75</b>	<b>193 155</b>	<b>20 324</b>	<b>5 015</b>	<b>824</b>	<b>6</b>	<b>-</b>
50	Durable goods .....	36	41 813	6 799	1 611	228	6	-
501	Motor vehicles, parts, and supplies .....	2	D	D	D	a	D	D
502	Furniture and home furnishings .....	3	D	D	D	b	D	D
503	Lumber and construction materials .....	3	D	D	D	a	D	D
504	Professional and commercial equipment .....	9	10 478	658	211	27	-	-
506	Electrical goods .....	2	D	D	D	a	D	D
507	Hardware, plumbing, and heating equipment .....	4	D	D	D	b	D	D
508	Machinery, equipment, and supplies .....	5	D	D	D	b	D	D
509	Miscellaneous durable goods .....	5	D	D	D	b	D	D
51	Nondurable goods .....	39	151 342	13 525	3 404	596	-	-
511	Paper and paper products .....	5	D	D	D	b	D	D
512	Drugs, proprietaries, and sundries .....	2	D	D	D	a	D	D
513	Apparel, piece goods, and notions .....	3	D	D	D	a	D	D
514	Groceries and related products .....	15	54 075	5 317	1 307	243	-	-
516	Chemicals and allied products .....	1	D	D	D	a	D	D
517	Petroleum and petroleum products .....	3	D	D	D	b	D	D
518	Beer, wine, and distilled beverages .....	5	D	D	D	c	D	D
519	Miscellaneous nondurable goods .....	4	D	D	D	b	D	D
<b>52-59</b>	<b>Retail trade</b> .....	<b>650</b>	<b>771 353</b>	<b>96 965</b>	<b>25 168</b>	<b>5 983</b>	<b>137</b>	<b>23</b>
52	Building materials and garden supplies .....	20	39 116	5 071	1 078	188	-	-
521	Lumber and other building materials .....	6	14 141	2 054	389	75	-	-
523	Paint, glass, and wallpaper stores .....	2	D	D	D	a	D	D
525	Hardware stores .....	10	22 859	2 651	597	96	-	-
526	Retail nurseries and garden stores .....	2	D	D	D	a	D	D
53	General merchandise stores .....	14	42 859	5 369	1 426	461	4	-
531	Department stores .....	2	D	D	D	e	D	D
533	Variety stores .....	3	D	D	D	c	D	D
539	Miscellaneous general merchandise stores .....	9	D	D	D	b	D	D
54	Food stores .....	51	139 866	12 126	2 999	882	20	3
541	Grocery stores .....	30	133 561	10 854	2 681	779	13	1
542	Meat and fish markets .....	5	D	D	D	b	D	D
544	Candy, nut, and confectionery stores .....	2	D	D	D	a	D	D
546	Retail bakeries .....	8	1 956	561	132	39	5	1
549	Miscellaneous food stores .....	6	D	D	D	b	D	D
55, ex. 554	Automotive dealers, excluding gasoline service stations .....	33	40 159	5 503	1 326	277	2	-
551	New and used car dealers .....	8	13 317	2 141	484	77	-	-
553	Auto and home supply stores .....	14	D	D	D	c	D	D
555	Boat dealers .....	11	D	D	D	b	D	D
554	Gasoline service stations .....	11	24 712	2 512	546	153	2	2
56	Apparel and accessory stores .....	82	43 310	5 151	1 308	431	18	-
561	Men's and boys' clothing stores .....	7	D	D	D	b	D	D
562	Women's clothing stores .....	21	9 250	965	250	102	4	-
563	Women's accessory and specialty stores .....	1	D	D	D	a	D	D
564	Children's and infants' wear stores .....	1	D	D	D	a	D	D
565	Family clothing stores .....	25	12 577	1 671	436	118	8	-
566	Shoe stores .....	13	10 139	1 157	262	87	-	-
569	Miscellaneous apparel and accessory stores .....	14	7 483	767	212	68	2	-
57	Furniture and home furnishings stores .....	40	47 902	5 466	1 521	250	3	1
571	Furniture and home furnishings stores .....	22	D	D	D	b	D	D
5712	Furniture stores .....	8	D	D	D	b	D	D
5719	Miscellaneous home furnishing stores .....	14	D	D	D	b	D	D
572	Household appliance stores .....	1	D	D	D	a	D	D
573	Radio, television, and computer stores .....	17	34 533	2 953	754	143	-	-
5731	Radio, television, and electronic stores .....	10	30 605	2 273	603	106	-	-
5734	Computer and software stores .....	2	D	D	D	a	D	D
5735	Record and prerecorded tape stores .....	5	D	D	D	b	D	D
58	Eating and drinking places .....	154	65 034	14 779	3 822	1 522	53	11
5812	Eating places .....	134	60 641	13 790	3 522	1 405	43	11
5813	Drinking places .....	20	4 393	989	300	117	10	-
591	Drug stores and proprietary stores .....	11	8 960	1 333	372	89	-	-

See footnotes at end of table.

**Table 6. General Statistics by Selected Industry Group and Kind of Business for the Islands of St. Thomas and St. John: 1997—Con.**

[Detail may not add to total because of rounding. For meaning of abbreviations and symbols, see introductory text. For explanation of terms, see Appendix A]

SIC code	Selected industry group and kind of business	Establishments (number)	Sales and receipts <sup>1</sup> (\$1,000)	Annual payroll (\$1,000)	First-quarter payroll (\$1,000)	Paid employees for pay period including March 12 (number)	Proprietors and partners <sup>2</sup> (number)	Unpaid family workers <sup>2</sup> (number)
<b>52-59</b>	<b>Retail trade—Con.</b>							
59, ex. 591	Miscellaneous retail .....	234	319 435	39 655	10 770	1 730	35	6
592	Liquor stores .....	7	D	D	D	b	D	D
593	Used merchandise stores .....	2	D	D	D	a	D	D
594	Miscellaneous shopping goods stores.....	190	278 663	32 318	8 895	1 418	31	6
5941	Sporting goods and bicycle shops .....	4	D	D	D	a	D	D
5942	Book stores .....	8	D	D	D	b	D	D
5943	Stationery stores .....	1	D	D	D	a	D	D
5944	Jewelry stores .....	104	239 142	25 991	7 075	1 037	9	—
5945	Hobby, toy, and game shops .....	4	D	D	D	a	D	D
5947	Gift, novelty, and souvenir shops .....	54	28 424	4 091	1 162	248	15	2
5848	Luggage and leather goods stores .....	12	5 773	1 406	435	69	2	—
5949	Sewing, needlework, and piece goods .....	3	D	D	D	a	D	D
596	Nonstore retailers .....	3	D	D	D	a	D	D
598	Fuel dealers .....	4	D	D	D	b	D	D
599	Retail stores, n.e.c .....	28	17 306	3 116	777	166	3	—
5992	Florists .....	5	D	D	D	a	D	D
5994	News dealers and newsstands .....	3	D	D	D	a	D	D
5995	Optical goods stores .....	10	D	D	D	b	D	D
5999	Miscellaneous retail stores, n.e.c .....	10	6 691	1 061	253	59	3	—
<b>472, 70-79 (ex. 702, 704), 8072, 8111, 84,871, 8731, 8732,8734, 874</b>	<b>Service industries .....</b>	<b>426</b>	<b>496 157</b>	<b>80 734</b>	<b>19 608</b>	<b>4 556</b>	<b>165</b>	<b>23</b>
472	Passenger transportation arrangement .....	37	19 131	3 970	1 023	230	4	—
4724	Travel agencies .....	15	11 908	1 828	423	93	3	—
4725	Tour operators .....	17	D	D	D	c	D	D
4729	Passenger transportation arrangement, n.e.c .....	5	D	D	D	b	D	D
70, ex. 702, 704	Hotels and other lodging places .....	40	D	D	D	g	D	D
701	Hotels and motels .....	38	94 996	35 289	8 787	2 206	12	3
703	Camps and recreational vehicle parks .....	2	D	D	D	a	D	D
72	Personal services .....	41	9 082	2 917	679	221	22	1
721	Laundry, cleaning, and garment services .....	21	5 447	2 242	544	177	5	—
7211	Power laundries, family and commercial .....	1	D	D	D	a	D	D
7215	Coin-operated laundries and cleaning .....	19	D	D	D	c	D	D
7217	Carpet and upholstery cleaning .....	1	D	D	D	a	D	D
722	Photographic studios, portrait .....	1	D	D	D	a	D	D
723	Beauty shops .....	9	1 154	239	56	21	13	1
724	Barber shops .....	2	D	D	D	a	D	D
726	Funeral service and crematories .....	1	D	D	D	a	D	D
729	Miscellaneous personal services .....	7	D	D	D	a	D	D
73	Business services .....	64	35 176	11 595	2 611	787	23	6
731	Advertising .....	4	2 940	511	65	20	—	—
7311	Advertising agencies .....	4	2 940	511	65	20	—	—
732	Credit reporting and collection .....	1	D	D	D	a	D	D
733	Mailing, reproduction, stenographic .....	4	D	D	D	a	D	D
734	Services to buildings .....	9	1 630	672	164	80	4	—
735	Miscellaneous equipment rental and leasing .....	12	4 583	1 317	332	70	3	—
736	Personnel supply services .....	6	2 240	919	212	130	5	4
737	Computer and data processing services .....	3	D	D	D	a	D	D
738	Miscellaneous business services .....	25	19 451	7 736	1 720	454	8	1
7381	Detective and armored car services .....	5	3 451	1 986	459	233	—	—
7382	Security systems services .....	3	D	D	D	b	D	D
7384	Photofinishing laboratories .....	3	D	D	D	b	D	D
7389	Business services, n.e.c .....	14	11 507	3 630	799	104	7	—
75	Auto repair, services, and parking .....	53	23 914	4 781	1 386	274	19	6
751	Automotive rentals, no drivers .....	25	14 864	2 987	805	171	3	1
7514	Passenger car rental .....	25	14 864	2 987	805	171	3	1
752	Automobile parking .....	2	D	D	D	a	D	D
753	Automotive repair shops .....	22	D	D	D	b	D	D
7532	Top and body repair and paint shops .....	2	D	D	D	a	D	D
7534	Tire retreading and repair shops .....	1	D	D	D	a	D	D
7536	Automotive glass replacement shops .....	1	D	D	D	a	D	D
7538	General automotive repair shops .....	4	467	137	32	12	2	2
7539	Automotive repair shops, n.e.c .....	14	D	D	D	b	D	D
754	Automotive services, except repair .....	4	D	D	D	a	D	D
76	Miscellaneous repair services .....	34	10 167	2 472	605	128	10	1
762	Electrical repair shops .....	21	7 263	1 716	423	92	6	1
763	Watch, clock, and jewelry repair .....	3	389	103	27	6	—	—
769	Miscellaneous repair shops .....	10	2 515	653	155	30	4	—
78	Motion pictures .....	4	D	D	D	b	D	D
784	Video tape rentals .....	4	D	D	D	b	D	D
79	Amusement and recreation services .....	26	12 780	2 319	543	136	4	1
799	Miscellaneous amusement, recreation services .....	26	12 780	2 319	543	136	4	1
7991	Physical fitness facilities .....	2	D	D	D	a	D	D
7992	Public golf courses .....	1	D	D	D	b	D	D
7993	Coin-operated amusement devices .....	1	D	D	D	a	D	D
7997	Membership sports and recreation clubs .....	1	D	D	D	a	D	D
7999	Amusement and recreation, n.e.c .....	21	9 260	1 420	353	88	4	1
81	Legal services .....	43	24 888	8 706	1 929	229	52	2
84	Museums, botanical, zoological gardens .....	2	D	D	D	b	D	D
841	Museums and art galleries .....	1	D	D	D	a	D	D
842	Botanical and zoological gardens.....	1	D	D	D	b	D	D

See footnotes at end of table.

Table 6. **General Statistics by Selected Industry Group and Kind of Business for the Islands of St. Thomas and St. John: 1997—Con.**

[Detail may not add to total because of rounding. For meaning of abbreviations and symbols, see introductory text. For explanation of terms, see Appendix A]

SIC code	Selected industry group and kind of business	Establishments (number)	Sales and receipts <sup>1</sup> (\$1,000)	Annual payroll (\$1,000)	First-quarter payroll (\$1,000)	Paid employees for pay period including March 12 (number)	Proprietors and partners <sup>2</sup> (number)	Unpaid family workers <sup>2</sup> (number)
<b>472, 70-79 (ex. 702, 704), 8072, 8111, 84,871, 8731, 8732,8734, 874</b>	<b>Service industries—Con.</b>							
87, ex. 872	Engineering and management services .....	82	259 509	7 505	1 732	273	18	3
871	Engineering and architectural services .....	18	D	D	D	b	D	D
8711	Engineering services .....	6	1 528	739	147	21	—	—
8712	Architectural services .....	9	4 554	914	183	28	7	1
8713	Surveying services .....	3	D	D	D	a	D	D
873, ex. 8733	Research and testing services .....	2	D	D	D	a	D	D
874	Management and public relations .....	62	252 085	5 190	1 230	200	9	2
8741	Management services .....	55	250 441	4 728	1 169	184	7	—
8742	Management consulting services .....	1	D	D	D	a	D	D
8748	Business consulting, n.e.c. ....	6	D	D	D	a	D	D

<sup>1</sup>For construction and manufacturing, see Appendix A for explanation of terms and problems of duplication.

<sup>2</sup>Includes only those who worked 15 hours or more during week including Mar. 12.



**Table 7. General Statistics by Selected Industry Group and Kind of Business for the Island of St. Croix: 1997**

[Detail may not add to total because of rounding. For meaning of abbreviations and symbols, see introductory text. For explanation of terms, see Appendix A]

SIC code	Selected industry group and kind of business	Establishments (number)	Sales and receipts <sup>1</sup> (\$1,000)	Annual payroll (\$1,000)	First-quarter payroll (\$1,000)	Paid employees for pay period including March 12 (number)	Proprietors and partners <sup>2</sup> (number)	Unpaid family workers <sup>2</sup> (number)
	<b>Total .....</b>	<b>722</b>	<b>685 110</b>	<b>148 180</b>	<b>37 053</b>	<b>8 046</b>	<b>207</b>	<b>58</b>
<b>15-17, 6552</b>	<b>Construction industries and subdividers and developers .....</b>	<b>81</b>	<b>73 904</b>	<b>25 777</b>	<b>6 330</b>	<b>1 207</b>	<b>33</b>	<b>7</b>
15	General building contractors .....	38	45 453	16 533	4 000	764	17	4
16	Heavy construction, except building .....	2	D	D	D	b	D	D
17	Special trade contractors .....	39	17 222	6 791	1 750	340	16	3
6552	Subdividers and developers, n.e.c. ....	2	D	D	D	a	D	D
<b>20-39</b>	<b>Manufacturing .....</b>	<b>37</b>	<b>106 205</b>	<b>18 071</b>	<b>4 276</b>	<b>803</b>	<b>15</b>	<b>8</b>
20	Food and kindred products .....	7	D	D	D	c	D	D
23	Apparel and other textile products .....	1	D	D	D	a	D	D
24	Lumber and wood products .....	4	1 562	435	104	28	2	-
25	Furniture and fixtures .....	1	D	D	D	a	D	D
27	Printing and publishing .....	6	10 483	2 616	639	114	10	2
28	Chemicals and allied products .....	3	D	D	D	b	D	D
30	Rubber and miscellaneous plastics products .....	1	D	D	D	a	D	D
32	Stone, clay, and glass products .....	2	D	D	D	b	D	D
34	Fabricated metal products .....	3	2 976	579	124	32	-	-
35	Industrial machinery and equipment .....	1	D	D	D	a	D	D
37	Transportation equipment .....	1	D	D	D	b	D	D
38	Instruments and related products .....	7	28 870	7 377	1 589	357	-	-
<b>50-51</b>	<b>Wholesale trade .....</b>	<b>40</b>	<b>59 207</b>	<b>7 046</b>	<b>1 749</b>	<b>320</b>	<b>-</b>	<b>-</b>
50	Durable goods .....	15	12 732	2 255	533	87	-	-
503	Lumber and construction materials .....	1	D	D	D	a	D	D
504	Professional and commercial equipment .....	6	5 096	759	190	25	-	-
506	Electrical goods .....	3	D	D	D	b	D	D
507	Hardware, plumbing, and heating equipment .....	2	D	D	D	a	D	D
508	Machinery, equipment, and supplies .....	1	D	D	D	a	D	D
509	Miscellaneous durable goods .....	1	D	D	D	a	D	D
51	Nondurable goods .....	25	46 475	4 791	1 216	233	-	-
511	Paper and paper products .....	2	D	D	D	a	D	D
512	Drugs, proprietaries, and sundries .....	1	D	D	D	a	D	D
513	Apparel, piece goods, and notions .....	1	D	D	D	a	D	D
514	Groceries and related products .....	11	28 743	3 047	800	147	-	-
516	Chemicals and allied products .....	2	D	D	D	a	D	D
517	Petroleum and petroleum products .....	2	D	D	D	a	D	D
518	Beer, wine, and distilled beverages .....	3	D	D	D	b	D	D
519	Miscellaneous nondurable goods .....	2	D	D	D	a	D	D
<b>52-59</b>	<b>Retail trade .....</b>	<b>323</b>	<b>286 541</b>	<b>38 748</b>	<b>9 660</b>	<b>2 983</b>	<b>83</b>	<b>32</b>
52	Building materials and garden supplies .....	18	20 091	2 685	718	173	2	-
521	Lumber and other building materials .....	3	4 499	456	96	27	1	-
523	Paint, glass, and wallpaper stores .....	4	1 801	327	83	20	-	-
525	Hardware stores .....	11	13 791	1 902	539	126	1	-
53	General merchandise stores .....	9	34 571	4 256	1 031	424	3	1
531	Department stores .....	1	D	D	D	e	D	D
533	Variety stores .....	1	D	D	D	b	D	D
539	Miscellaneous general merchandise stores .....	7	D	D	D	b	D	D
54	Food stores .....	43	77 341	6 655	1 668	503	15	5
541	Grocery stores .....	28	73 314	5 785	1 482	441	7	-
542	Meat and fish markets .....	3	D	D	D	a	D	D
545	Dairy products stores .....	1	D	D	D	a	D	D
546	Retail bakeries .....	7	1 605	485	90	28	3	3
549	Miscellaneous food stores .....	4	D	D	D	a	D	D
55, ex. 554	Automotive dealers, excluding gasoline service stations .....	25	44 673	6 441	1 592	306	3	3
551	New and used car dealers .....	7	26 870	3 087	764	111	-	-
553	Auto and home supply stores .....	14	D	D	D	c	D	D
555	Boat dealers .....	4	D	D	D	b	D	D
554	Gasoline service stations .....	7	4 812	375	88	34	3	-
56	Apparel and accessory stores .....	33	15 258	1 711	430	148	5	3
561	Men's and boys' clothing stores .....	4	D	D	D	a	D	D
562	Women's clothing stores .....	8	4 491	461	114	50	1	2
564	Children's and infants' wear stores .....	2	D	D	D	a	D	D
565	Family clothing stores .....	7	1 979	226	65	18	2	-
566	Shoe stores .....	8	6 230	596	148	45	-	-
569	Miscellaneous apparel and accessory stores .....	4	1 377	199	46	17	-	-
57	Furniture and home furnishings stores .....	21	13 790	1 783	471	107	1	-
571	Furniture and home furnishings stores .....	11	6 004	742	204	58	-	-
5712	Furniture stores .....	10	D	D	D	b	D	D
5719	Miscellaneous home furnishing stores .....	1	D	D	D	a	D	D
573	Radio, television, and computer stores .....	10	7 786	1 041	267	49	1	-
5731	Radio, television, and electronic stores .....	6	4 095	587	153	25	1	-
5734	Computer and software stores .....	3	D	D	D	b	D	D
5735	Record and prerecorded tape stores .....	1	D	D	D	a	D	D
58	Eating and drinking places .....	94	32 436	7 862	2 012	886	32	17
5812	Eating places .....	88	31 617	7 666	1 969	853	31	17
5813	Drinking places .....	6	819	196	43	33	1	-
591	Drug stores and proprietary stores .....	7	18 166	2 670	599	133	-	-

See footnotes at end of table.

**Table 7. General Statistics by Selected Industry Group and Kind of Business for the Island of St. Croix: 1997—Con.**

[Detail may not add to total because of rounding. For meaning of abbreviations and symbols, see introductory text. For explanation of terms, see Appendix A]

SIC code	Selected industry group and kind of business	Establishments (number)	Sales and receipts <sup>1</sup> (\$1,000)	Annual payroll (\$1,000)	First-quarter payroll (\$1,000)	Paid employees for pay period including March 12 (number)	Proprietors and partners <sup>2</sup> (number)	Unpaid family workers <sup>2</sup> (number)
<b>52-59</b>	<b>Retail trade—Con.</b>							
59, ex. 591	Miscellaneous retail .....	66	25 403	4 310	1 051	269	19	3
592	Liquor stores .....	2	D	D	D	a	D	D
593	Used merchandise stores .....	1	D	D	D	a	D	D
594	Miscellaneous shopping goods stores .....	42	15 516	2 689	661	154	12	3
5941	Sporting goods and bicycle shops .....	3	D	D	D	a	D	D
5942	Book stores .....	2	D	D	D	a	D	D
5944	Jewelry stores .....	18	9 540	1 740	436	84	5	1
5946	Camera and photographic supply stores .....	2	D	D	D	a	D	D
5947	Gift, novelty, and souvenir shops .....	16	3 695	560	124	46	7	2
5949	Sewing, needlework, and piece goods .....	1	D	D	D	a	D	D
598	Fuel dealers .....	3	D	D	D	b	D	D
599	Retail stores, n.e.c. ....	18	5 792	983	237	70	6	—
5992	Florists .....	2	D	D	D	a	D	D
5995	Optical goods stores .....	4	D	D	D	b	D	D
5999	Miscellaneous retail stores, n.e.c. ....	12	4 105	525	147	49	4	—
<b>472, 70-79 (ex. 702, 704), 8072, 8111, 84,871, 8731, 8732,8734, 874</b>	<b>Service industries .....</b>	<b>241</b>	<b>159 253</b>	<b>58 538</b>	<b>15 038</b>	<b>2 733</b>	<b>76</b>	<b>11</b>
472	Passenger transportation arrangement .....	17	13 197	1 433	329	100	3	—
4724	Travel agencies .....	13	11 079	992	228	65	3	—
4725	Tour operators .....	3	D	D	D	b	D	D
4729	Passenger transportation arrangement, n.e.c. ....	1	D	D	D	a	D	D
70, ex. 702, 704	Hotels and other lodging places .....	22	28 772	8 481	2 450	675	9	—
701	Hotels and motels .....	22	28 772	8 481	2 450	675	9	—
72	Personal services .....	23	2 685	738	172	58	12	2
721	Laundry, cleaning, and garment services .....	8	1 596	429	101	30	3	—
7215	Coin-operated laundries and cleaning .....	8	1 596	429	101	30	3	—
722	Photographic studios, portrait .....	1	D	D	D	a	D	D
723	Beauty shops .....	12	510	228	47	18	9	2
726	Funeral service and crematories .....	1	D	D	D	a	D	D
729	Miscellaneous personal services .....	1	D	D	D	a	D	D
73	Business services .....	38	16 013	6 767	1 549	462	10	8
731	Advertising .....	4	917	150	37	6	—	—
7311	Advertising agencies .....	4	917	150	37	6	—	—
732	Credit reporting and collection .....	1	D	D	D	a	D	D
733	Mailing, reproduction, stenographic .....	1	D	D	D	a	D	D
734	Services to buildings .....	6	2 786	1 035	264	72	7	6
735	Miscellaneous equipment rental and leasing .....	10	2 538	535	127	35	2	2
737	Computer and data processing services .....	2	D	D	D	a	D	D
738	Miscellaneous business services .....	14	8 623	4 680	989	330	1	—
7381	Detective and armored car services .....	5	3 532	2 534	486	204	—	—
7382	Security systems services .....	2	D	D	D	b	D	D
7384	Photofinishing laboratories .....	1	D	D	D	b	D	D
7389	Business services, n.e.c. ....	6	2 625	831	168	34	1	—
75	Auto repair, services, and parking .....	31	10 507	1 956	498	129	4	—
751	Automotive rentals, no drivers .....	16	7 874	1 422	364	91	—	—
7513	Truck rental and leasing, no drivers .....	1	D	D	D	a	D	D
7514	Passenger car rental .....	14	D	D	D	b	D	D
7515	Passenger car leasing .....	1	D	D	D	a	D	D
753	Automotive repair shops .....	13	D	D	D	b	D	D
7532	Top and body repair and paint shops .....	1	D	D	D	a	D	D
7533	Auto exhaust system repair shops .....	1	D	D	D	a	D	D
7539	Automotive repair shops, n.e.c. ....	11	D	D	D	b	D	D
754	Automotive services, except repair .....	2	D	D	D	a	D	D
76	Miscellaneous repair services .....	16	34 644	27 581	7 120	786	5	—
762	Electrical repair shops .....	6	1 256	468	124	32	3	—
769	Miscellaneous repair shops .....	10	33 388	27 113	6 996	754	2	—
78	Motion pictures .....	5	D	D	D	b	D	D
783	Motion picture theaters .....	1	D	D	D	b	D	D
784	Video tape rentals .....	4	D	D	D	b	D	D
79	Amusement and recreation services .....	15	3 545	1 121	238	110	—	—
791	Dance studios, schools, and halls .....	2	D	D	D	a	D	D
793	Bowling centers .....	1	D	D	D	b	D	D
794	Commercial sports .....	1	D	D	D	a	D	D
799	Miscellaneous amusement, recreation services .....	11	1 994	606	138	60	—	—
7991	Physical fitness facilities .....	1	D	D	D	b	D	D
7993	Coin-operated amusement devices .....	1	D	D	D	a	D	D
7997	Membership sports and recreation clubs .....	5	D	D	D	a	D	D
7999	Amusement and recreation, n.e.c. ....	4	670	191	47	20	—	—
81	Legal services .....	39	19 021	6 542	1 839	180	29	1
84	Museums, botanical, zoological gardens .....	3	D	D	D	b	D	D
841	Museums and art galleries .....	1	D	D	D	b	D	D
842	Botanical and zoological gardens .....	2	D	D	D	a	D	D

See footnotes at end of table.

Table 7. **General Statistics by Selected Industry Group and Kind of Business for the Island of St. Croix: 1997—Con.**

[Detail may not add to total because of rounding. For meaning of abbreviations and symbols, see introductory text. For explanation of terms, see Appendix A]

SIC code	Selected industry group and kind of business	Establishments (number)	Sales and receipts <sup>1</sup> (\$1,000)	Annual payroll (\$1,000)	First-quarter payroll (\$1,000)	Paid employees for pay period including March 12 (number)	Proprietors and partners <sup>2</sup> (number)	Unpaid family workers <sup>2</sup> (number)
<b>472, 70-79 (ex. 702, 704), 8072, 8111, 84,871, 8731, 8732,8734, 874</b>	<b>Service industries—Con.</b>							
87, ex. 872	Engineering and management services .....	32	26 437	2 849	600	116	3	—
871	Engineering and architectural services .....	12	D	D	D	b	D	D
8711	Engineering services .....	5	1 101	571	107	20	1	—
8712	Architectural services .....	5	1 484	460	119	15	—	—
8713	Surveying services .....	2	D	D	D	a	D	D
873, ex. 8733	Research and testing services .....	8	D	D	D	b	D	D
874	Management and public relations .....	12	20 764	877	148	39	—	—
8741	Management services .....	12	20 764	877	148	39	—	—

<sup>1</sup>For construction and manufacturing, see Appendix A for explanation of terms and problems of duplication.  
<sup>2</sup>Includes only those who worked 15 hours or more during week including Mar. 12.

**Table 8. General Statistics by Selected Industry Group and Kind of Business for Charlotte Amalie: 1997**

[Detail may not add to total because of rounding. For meaning of abbreviations and symbols, see introductory text. For explanation of terms, see Appendix A]

SIC code	Selected industry group and kind of business	Establishments (number)	Sales and receipts <sup>1</sup> (\$1,000)	Annual payroll (\$1,000)	First-quarter payroll (\$1,000)	Paid employees for pay period including March 12 (number)	Proprietors and partners <sup>2</sup> (number)	Unpaid family workers <sup>2</sup> (number)
	<b>Total</b> .....	<b>815</b>	<b>1 286 064</b>	<b>157 329</b>	<b>40 105</b>	<b>8 722</b>	<b>221</b>	<b>29</b>
<b>15-17, 6552</b>	<b>Construction industries and subdividers and developers</b> .....	<b>54</b>	<b>70 890</b>	<b>15 232</b>	<b>4 149</b>	<b>952</b>	<b>27</b>	<b>-</b>
15	General building contractors .....	33	50 502	10 971	3 187	743	15	-
16	Heavy construction, except building .....	5	D	D	D	c	D	D
17	Special trade contractors .....	15	8 380	1 605	374	75	7	-
6552	Subdividers and developers, n.e.c. ....	1	D	D	D	b	D	D
<b>20-39</b>	<b>Manufacturing</b> .....	<b>20</b>	<b>29 368</b>	<b>7 963</b>	<b>1 959</b>	<b>276</b>	<b>5</b>	<b>-</b>
20	Food and kindred products .....	1	D	D	D	a	D	D
22	Textile mill products .....	1	D	D	D	a	D	D
23	Apparel and other textile products .....	3	256	100	27	5	1	-
25	Furniture and fixtures .....	1	D	D	D	a	D	D
27	Printing and publishing .....	5	8 219	1 979	492	70	1	-
31	Leather and leather products .....	1	D	D	D	a	D	D
32	Stone, clay, and glass products .....	1	D	D	D	c	D	D
34	Fabricated metal products .....	3	376	82	25	14	-	-
37	Transportation equipment .....	1	D	D	D	a	D	D
39	Miscellaneous manufacturing industries .....	3	D	D	D	a	D	D
<b>50-51</b>	<b>Wholesale trade</b> .....	<b>52</b>	<b>162 955</b>	<b>17 332</b>	<b>4 343</b>	<b>703</b>	<b>2</b>	<b>-</b>
50	Durable goods .....	25	33 316	5 553	1 297	172	2	-
501	Motor vehicles, parts, and supplies .....	1	D	D	D	a	D	D
502	Furniture and home furnishings .....	3	D	D	D	b	D	D
503	Lumber and construction materials .....	3	D	D	D	a	D	D
504	Professional and commercial equipment .....	7	D	D	D	b	D	D
506	Electrical goods .....	2	D	D	D	a	D	D
508	Machinery, equipment, and supplies .....	4	5 446	576	143	13	-	-
509	Miscellaneous durable goods .....	3	D	D	D	b	D	D
51	Nondurable goods .....	27	129 639	11 779	3 046	531	-	-
511	Paper and paper products .....	3	2 026	254	66	16	-	-
512	Drugs, proprietaries, and sundries .....	2	D	D	D	a	D	D
513	Apparel, piece goods, and notions .....	2	D	D	D	a	D	D
514	Groceries and related products .....	11	47 146	4 517	1 121	205	-	-
516	Chemicals and allied products .....	1	D	D	D	a	D	D
517	Petroleum and petroleum products .....	2	D	D	D	b	D	D
518	Beer, wine, and distilled beverages .....	3	D	D	D	c	D	D
519	Miscellaneous nondurable goods .....	2	D	D	D	b	D	D
<b>52-59</b>	<b>Retail trade</b> .....	<b>436</b>	<b>636 214</b>	<b>73 503</b>	<b>19 233</b>	<b>4 538</b>	<b>80</b>	<b>14</b>
52	Building materials and garden supplies .....	11	20 239	2 422	487	98	-	-
521	Lumber and other building materials .....	4	D	D	D	b	D	D
525	Hardware stores .....	6	D	D	D	b	D	D
526	Retail nurseries and garden stores .....	1	D	D	D	a	D	D
53	General merchandise stores .....	10	42 513	5 306	1 407	455	3	-
531	Department stores .....	2	D	D	D	e	D	D
533	Variety stores .....	3	D	D	D	c	D	D
539	Miscellaneous general merchandise stores .....	5	D	D	D	b	D	D
54	Food stores .....	29	122 189	9 206	2 341	713	9	2
541	Grocery stores .....	15	118 572	8 376	2 106	639	3	1
542	Meat and fish markets .....	3	D	D	D	a	D	D
544	Candy, nut, and confectionery stores .....	2	D	D	D	a	D	D
546	Retail bakeries .....	6	D	D	D	b	D	D
549	Miscellaneous food stores .....	3	D	D	D	a	D	D
55, ex. 554	Automotive dealers, excluding gasoline service stations .....	20	28 034	3 246	873	192	2	-
551	New and used car dealers .....	3	6 611	701	233	32	-	-
553	Auto and home supply stores .....	8	14 786	1 548	405	110	2	-
555	Boat dealers .....	9	6 637	997	235	50	-	-
554	Gasoline service stations .....	6	20 810	2 068	437	124	-	-
56	Apparel and accessory stores .....	63	36 596	4 148	1 071	360	10	-
561	Men's and boys' clothing stores .....	6	2 164	328	83	36	2	-
562	Women's clothing stores .....	17	8 624	898	234	96	2	-
563	Women's accessory and specialty stores .....	1	D	D	D	a	D	D
565	Family clothing stores .....	17	9 497	1 124	314	87	5	-
566	Shoe stores .....	13	10 139	1 157	262	87	-	-
569	Miscellaneous apparel and accessory stores .....	9	D	D	D	b	D	D
57	Furniture and home furnishings stores .....	24	36 869	3 677	951	173	2	1
571	Furniture and home furnishings stores .....	12	5 492	1 204	314	50	2	1
5712	Furniture stores .....	4	728	89	22	5	2	1
5719	Miscellaneous home furnishing stores .....	8	4 764	1 115	292	45	-	-
573	Radio, television, and computer stores .....	12	31 377	2 473	637	123	-	-
5731	Radio, television, and electronic stores .....	7	D	D	D	b	D	D
5734	Computer and software stores .....	1	D	D	D	a	D	D
5735	Record and prerecorded tape stores .....	4	2 252	439	91	28	-	-
58	Eating and drinking places .....	86	36 305	8 406	2 079	864	35	8
5812	Eating places .....	79	35 245	8 218	2 031	844	31	8
5813	Drinking places .....	7	1 060	188	48	20	4	-
591	Drug stores and proprietary stores .....	7	5 248	647	187	51	-	-
59, ex. 591	Miscellaneous retail .....	180	287 411	34 377	9 400	1 508	19	3
592	Liquor stores .....	3	D	D	D	b	D	D
593	Used merchandise stores .....	2	D	D	D	a	D	D
594	Miscellaneous shopping goods stores .....	151	262 741	29 751	8 206	1 263	17	3
5941	Sporting goods and bicycle shops .....	1	D	D	D	a	D	D
5942	Book stores .....	6	1 883	318	84	21	-	-
5943	Stationery stores .....	1	D	D	D	a	D	D
5944	Jewelry stores .....	95	235 200	25 407	6 902	1 012	7	-

See footnotes at end of table.

**Table 8. General Statistics by Selected Industry Group and Kind of Business for Charlotte Amalie: 1997—Con.**

[Detail may not add to total because of rounding. For meaning of abbreviations and symbols, see introductory text. For explanation of terms, see Appendix A]

SIC code	Selected industry group and kind of business	Establishments (number)	Sales and receipts <sup>1</sup> (\$1,000)	Annual payroll (\$1,000)	First-quarter payroll (\$1,000)	Paid employees for pay period including March 12 (number)	Proprietors and partners <sup>2</sup> (number)	Unpaid family workers <sup>2</sup> (number)
<b>52-59</b>	<b>Retail trade—Con.</b>							
59, ex. 591	Miscellaneous retail—Con.							
594	Miscellaneous shopping goods stores—Con.							
5945	Hobby, toy, and game shops	4	D	D	D	a	D	D
5947	Gift, novelty, and souvenir shops	32	18 078	2 376	727	140	5	1
5848	Luggage and leather goods stores	10	D	D	D	b	D	D
5949	Sewing, needlework, and piece goods	2	D	D	D	a	D	D
596	Nonstore retailers	2	D	D	D	a	D	D
598	Fuel dealers	2	D	D	D	b	D	D
599	Retail stores, n.e.c.	20	14 650	2 659	667	134	1	—
5992	Florists	4	D	D	D	a	D	D
5994	News dealers and newsstands	3	D	D	D	a	D	D
5995	Optical goods stores	8	6 796	1 389	353	61	—	—
5999	Miscellaneous retail stores, n.e.c.	5	5 390	881	211	43	1	—
<b>472, 70-79 (ex. 702, 704), 8072, 8111, 84,871, 8731, 8732,8734, 874</b>	<b>Service industries</b>	<b>253</b>	<b>386 637</b>	<b>43 299</b>	<b>10 421</b>	<b>2 253</b>	<b>107</b>	<b>15</b>
472	Passenger transportation arrangement	18	9 790	2 187	542	118	1	—
4724	Travel agencies	9	7 451	1 493	311	70	1	—
4725	Tour operators	6	1 319	301	133	30	—	—
4729	Passenger transportation arrangement, n.e.c.	3	1 020	393	98	18	—	—
70, ex. 702, 704	Hotels and other lodging places	14	34 670	9 996	2 515	608	7	2
701	Hotels and motels	14	34 670	9 996	2 515	608	7	2
72	Personal services	19	D	D	D	b	D	D
721	Laundry, cleaning, and garment services	8	D	D	D	b	D	D
7215	Coin-operated laundries and cleaning	8	D	D	D	b	D	D
722	Photographic studios, portrait	1	D	D	D	a	D	D
723	Beauty shops	7	D	D	D	a	D	D
724	Barber shops	1	D	D	D	a	D	D
726	Funeral service and crematories	1	D	D	D	a	D	D
729	Miscellaneous personal services	1	D	D	D	a	D	D
73	Business services	40	31 054	10 524	2 332	668	12	4
731	Advertising	2	D	D	D	a	D	D
7311	Advertising agencies	2	D	D	D	a	D	D
732	Credit reporting and collection	1	D	D	D	a	D	D
733	Mailing, reproduction, stenographic	1	D	D	D	a	D	D
734	Services to buildings	5	1 094	403	105	55	1	—
735	Miscellaneous equipment rental and leasing	8	4 025	1 199	299	58	—	—
736	Personnel supply services	6	2 240	919	212	130	5	4
737	Computer and data processing services	1	D	D	D	a	D	D
738	Miscellaneous business services	16	17 772	7 317	1 581	390	5	—
7381	Detective and armored car services	3	D	D	D	c	D	D
7382	Security systems services	2	D	D	D	b	D	D
7384	Photofinishing laboratories	3	D	D	D	b	D	D
7389	Business services, n.e.c.	8	10 913	3 492	758	90	5	—
75	Auto repair, services, and parking	25	14 918	2 467	782	138	10	3
751	Automotive rentals, no drivers	9	7 863	1 214	311	64	—	—
7514	Passenger car rental	9	7 863	1 214	311	64	—	—
752	Automobile parking	1	D	D	D	a	D	D
753	Automotive repair shops	12	6 424	1 066	416	60	6	3
7532	Top and body repair and paint shops	1	D	D	D	a	D	D
7536	Automotive glass replacement shops	1	D	D	D	a	D	D
7538	General automotive repair shops	1	D	D	D	a	D	D
7539	Automotive repair shops, n.e.c.	9	5 931	984	398	52	3	1
754	Automotive services, except repair	3	D	D	D	a	D	D
76	Miscellaneous repair services	24	8 849	2 161	536	108	7	1
762	Electrical repair shops	16	6 580	1 558	389	83	4	1
763	Watch, clock, and jewelry repair	2	D	D	D	a	D	D
769	Miscellaneous repair shops	6	D	D	D	a	D	D
78	Motion pictures	2	D	D	D	b	D	D
784	Video tape rentals	2	D	D	D	b	D	D
79	Amusement and recreation services	11	4 807	1 259	264	69	1	—
799	Miscellaneous amusement, recreation services	11	4 807	1 259	264	69	1	—
7991	Physical fitness facilities	2	D	D	D	a	D	D
7992	Public golf courses	1	D	D	D	b	D	D
7997	Membership sports and recreation clubs	1	D	D	D	a	D	D
7999	Amusement and recreation, n.e.c.	7	D	D	D	b	D	D
81	Legal services	34	19 580	6 795	1 588	186	43	2
87, ex. 872	Engineering and management services	66	256 624	6 390	1 502	238	13	2
871	Engineering and architectural services	11	D	D	D	b	D	D
8711	Engineering services	4	D	D	D	a	D	D
8712	Architectural services	6	4 322	854	177	27	6	—
8713	Surveying services	1	D	D	D	a	D	D
873, ex. 8733	Research and testing services	1	D	D	D	a	D	D
874	Management and public relations	54	250 717	4 812	1 168	186	7	2
8741	Management services	48	D	D	D	c	D	D
8742	Management consulting services	1	D	D	D	a	D	D
8748	Business consulting, n.e.c.	5	D	D	D	a	D	D

<sup>1</sup>For construction and manufacturing, see Appendix A for explanation of terms and problems of duplication.

<sup>2</sup>Includes only those who worked 15 hours or more during week including Mar. 12.

**Table 9. General Statistics by Selected Industry Group and Kind of Business for Christiansted: 1997**

[Detail may not add to total because of rounding. For meaning of abbreviations and symbols, see introductory text. For explanation of terms, see Appendix A]

SIC code	Selected industry group and kind of business	Establishments (number)	Sales and receipts <sup>1</sup> (\$1,000)	Annual payroll (\$1,000)	First-quarter payroll (\$1,000)	Paid employees for pay period including March 12 (number)	Proprietors and partners <sup>2</sup> (number)	Unpaid family workers <sup>2</sup> (number)
	<b>Total</b> .....	<b>495</b>	<b>468 710</b>	<b>106 146</b>	<b>26 911</b>	<b>5 838</b>	<b>144</b>	<b>37</b>
<b>15-17, 6552</b>	<b>Construction industries and subdividers and developers</b> .....	<b>58</b>	<b>45 176</b>	<b>11 646</b>	<b>2 880</b>	<b>642</b>	<b>22</b>	<b>4</b>
15	General building contractors .....	27	26 131	4 677	1 170	368	9	1
16	Heavy construction, except building .....	1	D	D	D	b	D	D
17	Special trade contractors .....	28	D	D	D	c	D	D
6552	Subdividers and developers, n.e.c. ....	2	D	D	D	a	D	D
<b>20-39</b>	<b>Manufacturing</b> .....	<b>23</b>	<b>55 524</b>	<b>10 350</b>	<b>2 519</b>	<b>485</b>	<b>13</b>	<b>8</b>
20	Food and kindred products .....	3	309	75	20	8	2	5
23	Apparel and other textile products .....	1	D	D	D	a	D	D
24	Lumber and wood products .....	3	D	D	D	b	D	D
25	Furniture and fixtures .....	1	D	D	D	a	D	D
27	Printing and publishing .....	5	D	D	D	c	D	D
28	Chemicals and allied products .....	2	D	D	D	b	D	D
34	Fabricated metal products .....	1	D	D	D	a	D	D
35	Industrial machinery and equipment .....	1	D	D	D	a	D	D
37	Transportation equipment .....	1	D	D	D	b	D	D
38	Instruments and related products .....	5	D	D	D	c	D	D
<b>50-51</b>	<b>Wholesale trade</b> .....	<b>27</b>	<b>41 706</b>	<b>4 881</b>	<b>1 249</b>	<b>226</b>	<b>-</b>	<b>-</b>
50	Durable goods .....	9	8 108	1 577	356	61	-	-
504	Professional and commercial equipment .....	3	D	D	D	a	D	D
506	Electrical goods .....	1	D	D	D	a	D	D
507	Hardware, plumbing, and heating equipment .....	2	D	D	D	a	D	D
508	Machinery, equipment, and supplies .....	1	D	D	D	a	D	D
509	Miscellaneous durable goods .....	1	D	D	D	a	D	D
51	Nondurable goods .....	18	33 598	3 304	893	165	-	-
511	Paper and paper products .....	2	D	D	D	a	D	D
512	Drugs, proprietaries, and sundries .....	1	D	D	D	a	D	D
514	Groceries and related products .....	8	21 389	2 049	581	101	-	-
516	Chemicals and allied products .....	2	D	D	D	a	D	D
517	Petroleum and petroleum products .....	1	D	D	D	a	D	D
518	Beer, wine, and distilled beverages .....	3	D	D	D	b	D	D
519	Miscellaneous nondurable goods .....	1	D	D	D	a	D	D
<b>52-59</b>	<b>Retail trade</b> .....	<b>220</b>	<b>189 455</b>	<b>27 095</b>	<b>6 971</b>	<b>2 213</b>	<b>55</b>	<b>16</b>
52	Building materials and garden supplies .....	14	19 286	2 469	669	163	1	-
521	Lumber and other building materials .....	3	4 499	456	96	27	-	-
523	Paint, glass, and wallpaper stores .....	4	1 801	327	83	20	-	-
525	Hardware stores .....	7	12 986	1 686	490	116	-	-
53	General merchandise stores .....	5	27 553	2 440	649	304	2	-
531	Department stores .....	1	D	D	D	e	D	D
539	Miscellaneous general merchandise stores .....	4	D	D	D	b	D	D
54	Food stores .....	21	40 630	4 004	1 030	310	6	2
541	Grocery stores .....	15	40 087	3 828	990	293	3	-
542	Meat and fish markets .....	1	D	D	D	a	D	D
546	Retail bakeries .....	2	D	D	D	a	D	D
549	Miscellaneous food stores .....	3	D	D	D	a	D	D
55, ex. 554	Automotive dealers, excluding gasoline service stations .....	17	23 838	4 199	1 069	237	2	-
551	New and used car dealers .....	4	D	D	D	b	D	D
553	Auto and home supply stores .....	9	12 930	2 564	639	151	1	-
555	Boat dealers .....	4	D	D	D	b	D	D
554	Gasoline service stations .....	5	D	D	D	b	D	D
56	Apparel and accessory stores .....	25	8 008	982	245	72	5	3
561	Men's and boys' clothing stores .....	3	239	23	6	3	2	1
562	Women's clothing stores .....	6	D	D	D	b	D	D
564	Children's and infants' wear stores .....	2	D	D	D	a	D	D
565	Family clothing stores .....	7	1 979	226	65	18	2	-
566	Shoe stores .....	4	1 793	205	50	13	-	-
569	Miscellaneous apparel and accessory stores .....	3	D	D	D	a	D	D
57	Furniture and homefurnishings stores .....	14	10 084	1 304	355	76	1	-
571	Furniture and homefurnishings stores .....	6	D	D	D	b	D	D
5712	Furniture stores .....	5	3 543	392	120	34	-	-
5719	Miscellaneous homefurnishings stores .....	1	D	D	D	a	D	D
573	Radio, television, and computer stores .....	8	D	D	D	b	D	D
5731	Radio, television, and electronic stores .....	5	D	D	D	b	D	D
5734	Computer and software stores .....	2	D	D	D	a	D	D
5735	Record and prerecorded tape stores .....	1	D	D	D	a	D	D
58	Eating and drinking places .....	62	26 353	6 584	1 728	738	19	8
5812	Eating places .....	59	25 940	6 447	1 699	714	18	8
5813	Drinking places .....	3	413	137	29	24	1	-
591	Drug stores and proprietary stores .....	3	D	D	D	b	D	D
59, ex. 591	Miscellaneous retail .....	54	22 250	3 630	880	225	16	3
592	Liquor stores .....	2	D	D	D	a	D	D
593	Used merchandise stores .....	1	D	D	D	a	D	D
594	Miscellaneous shopping goods stores .....	35	13 731	2 322	545	124	11	3
5941	Sporting goods and bicycle shops .....	2	D	D	D	a	D	D
5942	Book stores .....	2	D	D	D	a	D	D
5944	Jewelry stores .....	15	8 581	1 556	371	71	5	1
5946	Camera and photographic supply stores .....	2	D	D	D	a	D	D
5947	Gift, novelty, and souvenir shops .....	13	D	D	D	b	D	D
5949	Sewing, needlework, and piece goods .....	1	D	D	D	a	D	D
598	Fuel dealers .....	3	D	D	D	b	D	D
599	Retail stores, n.e.c. ....	13	4 424	670	182	56	4	-
5992	Florists .....	1	D	D	D	a	D	D

See footnotes at end of table.

**Table 9. General Statistics by Selected Industry Group and Kind of Business for Christiansted: 1997—Con.**

[Detail may not add to total because of rounding. For meaning of abbreviations and symbols, see introductory text. For explanation of terms, see Appendix A]

SIC code	Selected industry group and kind of business	Establishments (number)	Sales and receipts <sup>1</sup> (\$1,000)	Annual payroll (\$1,000)	First-quarter payroll (\$1,000)	Paid employees for pay period including March 12 (number)	Proprietors and partners <sup>2</sup> (number)	Unpaid family workers <sup>2</sup> (number)
<b>52-59</b>	<b>Retail trade—Con.</b>							
59, ex. 591	Miscellaneous retail—Con.							
599	Retail stores, n.e.c.—Con.							
5995	Optical goods stores .....	2	D	D	D	a	D	D
5999	Miscellaneous retail stores, n.e.c. ....	10	D	D	D	b	D	D
<b>472, 70-79 (ex. 702, 704), 8072, 8111, 84,871, 8731, 8732,8734, 874</b>	<b>Service industries .....</b>	<b>167</b>	<b>136 849</b>	<b>52 174</b>	<b>13 292</b>	<b>2 272</b>	<b>54</b>	<b>9</b>
472	Passenger transportation arrangement .....	13	11 720	953	219	71	3	—
4724	Travel agencies .....	11	D	D	D	b	D	D
4725	Tour operators .....	2	D	D	D	b	D	D
70, ex. 702, 704	Hotels and other lodging places .....	14	24 169	7 527	2 155	580	4	—
701	Hotels and motels .....	14	24 169	7 527	2 155	580	4	—
72	Personal services .....	15	D	D	D	b	D	D
721	Laundry, cleaning, and garment services .....	5	D	D	D	a	D	D
7215	Coin-operated laundries and cleaning .....	5	D	D	D	a	D	D
723	Beauty shops .....	8	D	D	D	a	D	D
726	Funeral service and crematories .....	1	D	D	D	a	D	D
729	Miscellaneous personal services .....	1	D	D	D	a	D	D
73	Business services .....	24	10 493	4 540	1 006	316	8	7
731	Advertising .....	4	917	150	37	6	—	—
7311	Advertising agencies .....	4	917	150	37	6	—	—
732	Credit reporting and collection .....	1	D	D	D	a	D	D
734	Services to buildings .....	5	D	D	D	b	D	D
735	Miscellaneous equipment rental and leasing .....	4	D	D	D	a	D	D
738	Miscellaneous business services .....	10	6 018	3 221	659	227	—	—
7381	Detective and armored car services .....	4	D	D	D	c	D	D
7382	Security systems services .....	1	D	D	D	c	D	D
7384	Photofinishing laboratories .....	1	D	D	D	b	D	D
7389	Business services, n.e.c. ....	4	D	D	D	a	D	D
75	Auto repair, services, and parking .....	21	5 722	1 125	297	85	1	—
751	Automotive rentals, no drivers .....	10	D	D	D	b	D	D
7513	Truck rental and leasing, no drivers .....	1	D	D	D	a	D	D
7514	Passenger car rental .....	9	3 196	536	134	47	—	—
753	Automotive repair shops .....	11	D	D	D	b	D	D
7532	Top and body repair and paint shops .....	1	D	D	D	a	D	D
7533	Auto exhaust system repair shops .....	1	D	D	D	a	D	D
7539	Automotive repair shops, n.e.c. ....	9	1 322	249	77	18	1	—
76	Miscellaneous repair services .....	10	D	D	D	f	D	D
762	Electrical repair shops .....	4	D	D	D	b	D	D
769	Miscellaneous repair shops .....	6	D	D	D	f	D	D
78	Motion pictures .....	4	D	D	D	b	D	D
783	Motion picture theaters .....	1	D	D	D	b	D	D
784	Video tape rentals .....	3	D	D	D	b	D	D
79	Amusement and recreation services .....	8	D	D	D	b	D	D
791	Dance studios, schools, and halls .....	2	D	D	D	a	D	D
793	Bowling centers .....	1	D	D	D	b	D	D
799	Miscellaneous amusement, recreation services .....	5	D	D	D	b	D	D
7991	Physical fitness facilities .....	1	D	D	D	b	D	D
7997	Membership sports and recreation clubs .....	2	D	D	D	a	D	D
7999	Amusement and recreation, n.e.c. ....	2	D	D	D	a	D	D
81	Legal services .....	32	18 395	6 437	1 810	174	23	—
87, ex. 872	Engineering and management services .....	26	25 379	2 337	472	89	3	—
871	Engineering and architectural services .....	10	D	D	D	b	D	D
8711	Engineering services .....	5	1 101	571	107	20	1	—
8712	Architectural services .....	4	D	D	D	a	D	D
8713	Surveying services .....	1	D	D	D	a	D	D
873, ex. 8733	Research and testing services .....	6	2 562	720	169	27	—	—
874	Management and public relations .....	10	D	D	D	b	D	D
8741	Management services .....	10	D	D	D	b	D	D

<sup>1</sup>For construction and manufacturing, see Appendix A for explanation of terms and problems of duplication.

<sup>2</sup>Includes only those who worked 15 hours or more during week including Mar. 12.

Table 10. **General Statistics by Selected Industry Group and Kind of Business for Frederiksted: 1997**

[Detail may not add to total because of rounding. For meaning of abbreviations and symbols, see introductory text. For explanation of terms, see Appendix A]

SIC code	Selected industry group and kind of business	Establishments (number)	Sales and receipts <sup>1</sup> (\$1,000)	Annual payroll (\$1,000)	First-quarter payroll (\$1,000)	Paid employees for pay period including March 12 (number)	Proprietors and partners <sup>2</sup> (number)	Unpaid family workers <sup>2</sup> (number)
	<b>Total</b> .....	<b>146</b>	<b>129 292</b>	<b>18 454</b>	<b>4 457</b>	<b>1 194</b>	<b>43</b>	<b>17</b>
<b>15-17, 6552</b>	<b>Construction industries and subdividers and developers</b> .....	<b>16</b>	<b>10 361</b>	<b>2 485</b>	<b>676</b>	<b>187</b>	<b>10</b>	<b>3</b>
15	General building contractors .....	7	D	D	D	b	D	D
16	Heavy construction, except building .....	1	D	D	D	b	D	D
17	Special trade contractors .....	8	D	D	D	b	D	D
<b>20-39</b>	<b>Manufacturing</b> .....	<b>9</b>	<b>D</b>	<b>D</b>	<b>D</b>	<b>c</b>	<b>D</b>	<b>D</b>
20	Food and kindred products .....	4	D	D	D	c	D	D
28	Chemicals and allied products .....	1	D	D	D	a	D	D
32	Stone, clay, and glass products .....	2	D	D	D	b	D	D
34	Fabricated metal products .....	2	D	D	D	b	D	D
<b>50-51</b>	<b>Wholesale trade</b> .....	<b>7</b>	<b>D</b>	<b>D</b>	<b>D</b>	<b>b</b>	<b>D</b>	<b>D</b>
50	Durable goods .....	4	D	D	D	b	D	D
503	Lumber and construction materials .....	1	D	D	D	a	D	D
504	Professional and commercial equipment .....	2	D	D	D	a	D	D
506	Electrical goods .....	1	D	D	D	a	D	D
51	Nondurable goods .....	3	D	D	D	a	D	D
513	Apparel, piece goods, and notions .....	1	D	D	D	a	D	D
519	Miscellaneous nondurable goods .....	1	D	D	D	a	D	D
<b>52-59</b>	<b>Retail trade</b> .....	<b>69</b>	<b>65 338</b>	<b>7 444</b>	<b>1 763</b>	<b>560</b>	<b>17</b>	<b>12</b>
52	Building materials and garden supplies .....	2	D	D	D	a	D	D
525	Hardware stores .....	2	D	D	D	a	D	D
53	General merchandise stores .....	4	7 018	1 816	382	120	1	1
533	Variety stores .....	1	D	D	D	b	D	D
539	Miscellaneous general merchandise stores .....	3	D	D	D	b	D	D
54	Food stores .....	9	32 366	1 875	471	148	3	2
541	Grocery stores .....	6	31 692	1 748	447	135	-	-
542	Meat and fish markets .....	1	D	D	D	a	D	D
545	Dairy products stores .....	1	D	D	D	a	D	D
546	Retail bakeries .....	1	D	D	D	a	D	D
55, ex. 554	Automotive dealers, excluding gasoline service stations .....	6	D	D	D	b	D	D
551	New and used car dealers .....	1	D	D	D	a	D	D
553	Auto and home supply stores .....	5	D	D	D	a	D	D
554	Gasoline service stations .....	2	D	D	D	a	D	D
56	Apparel and accessory stores .....	8	7 250	729	185	76	-	-
561	Men's and boys' clothing stores .....	1	D	D	D	a	D	D
562	Women's clothing stores .....	2	D	D	D	b	D	D
566	Shoe stores .....	4	4 437	391	98	32	-	-
569	Miscellaneous apparel and accessory stores .....	1	D	D	D	a	D	D
57	Furniture and home furnishings stores .....	4	D	D	D	a	D	D
571	Furniture and home furnishings stores .....	2	D	D	D	a	D	D
5712	Furniture stores .....	2	D	D	D	a	D	D
573	Radio, television, and computer stores .....	2	D	D	D	a	D	D
5731	Radio, television, and electronic stores .....	1	D	D	D	a	D	D
5734	Computer and software stores .....	1	D	D	D	a	D	D
58	Eating and drinking places .....	21	2 296	432	97	63	11	6
5812	Eating places .....	19	D	D	D	b	D	D
5813	Drinking places .....	2	D	D	D	a	D	D
591	Drug stores and proprietary stores .....	3	D	D	D	b	D	D
59, ex. 591	Miscellaneous retail .....	10	D	D	D	b	D	D
594	Miscellaneous shopping goods stores .....	6	D	D	D	b	D	D
5941	Sporting goods and bicycle shops .....	1	D	D	D	a	D	D
5944	Jewelry stores .....	3	959	184	65	13	-	-
5947	Gift, novelty, and souvenir shops .....	2	D	D	D	a	D	D
599	Retail stores, n.e.c. .....	4	D	D	D	a	D	D
5992	Florists .....	1	D	D	D	a	D	D
5995	Optical goods stores .....	2	D	D	D	a	D	D
5999	Miscellaneous retail stores, n.e.c. .....	1	D	D	D	a	D	D
<b>472, 70-79 (ex. 702, 704), 8072, 8111, 84, 871, 8731, 8732, 8734, 874</b>	<b>Service industries</b> .....	<b>45</b>	<b>11 272</b>	<b>3 070</b>	<b>756</b>	<b>226</b>	<b>16</b>	<b>2</b>
472	Passenger transportation arrangement .....	2	D	D	D	a	D	D
4724	Travel agencies .....	1	D	D	D	a	D	D
4725	Tour operators .....	1	D	D	D	a	D	D
70, ex. 702, 704	Hotels and other lodging places .....	5	1 289	311	108	34	3	-
701	Hotels and motels .....	5	1 289	311	108	34	3	-
72	Personal services .....	5	587	174	43	21	-	-
721	Laundry, cleaning, and garment services .....	2	D	D	D	a	D	D
7215	Coin-operated laundries and cleaning .....	2	D	D	D	a	D	D
723	Beauty shops .....	3	D	D	D	a	D	D

See footnotes at end of table.



Table 10. **General Statistics by Selected Industry Group and Kind of Business for Frederiksted: 1997—Con.**

[Detail may not add to total because of rounding. For meaning of abbreviations and symbols, see introductory text. For explanation of terms, see Appendix A]

SIC code	Selected industry group and kind of business	Establishments (number)	Sales and receipts <sup>1</sup> (\$1,000)	Annual payroll (\$1,000)	First-quarter payroll (\$1,000)	Paid employees for pay period including March 12 (number)	Proprietors and partners <sup>2</sup> (number)	Unpaid family workers <sup>2</sup> (number)
<b>472, 70-79 (ex. 702, 704), 8072, 8111, 84,871, 8731, 8732,8734, 874</b>	<b>Service industries—Con.</b>							
73	Business services . . . . .	7	1 864	736	155	56	2	1
733	Mailing, reproduction, stenographic . . . . .	1	D	D	D	a	D	D
735	Miscellaneous equipment rental and leasing . . . . .	4	D	D	D	a	D	D
738	Miscellaneous business services . . . . .	2	D	D	D	b	D	D
7381	Detective and armored car services . . . . .	1	D	D	D	b	D	D
7389	Business services, n.e.c . . . . .	1	D	D	D	a	D	D
75	Auto repair, services, and parking . . . . .	7	3 687	707	170	36	1	—
751	Automotive rentals, no drivers . . . . .	5	D	D	D	b	D	D
7514	Passenger car rental . . . . .	4	2 966	526	131	27	—	—
7515	Passenger car leasing . . . . .	1	D	D	D	a	D	D
753	Automotive repair shops . . . . .	1	D	D	D	a	D	D
7539	Automotive repair shops, n.e.c . . . . .	1	D	D	D	a	D	D
754	Automotive services, except repair . . . . .	1	D	D	D	a	D	D
76	Miscellaneous repair services . . . . .	3	116	19	8	4	3	—
762	Electrical repair shops . . . . .	2	D	D	D	a	D	D
769	Miscellaneous repair shops . . . . .	1	D	D	D	a	D	D
78	Motion pictures . . . . .	1	D	D	D	a	D	D
784	Video tape rentals . . . . .	1	D	D	D	a	D	D
79	Amusement and recreation services . . . . .	3	D	D	D	a	D	D
794	Commercial sports . . . . .	1	D	D	D	a	D	D
799	Miscellaneous amusement, recreation services . . . . .	2	D	D	D	a	D	D
7993	Coin-operated amusement devices . . . . .	1	D	D	D	a	D	D
7997	Membership sports and recreation clubs . . . . .	1	D	D	D	a	D	D
81	Legal services . . . . .	6	D	D	D	a	D	D
84	Museums, botanical, zoological gardens . . . . .	3	D	D	D	b	D	D
841	Museums and art galleries . . . . .	1	D	D	D	b	D	D
842	Botanical and zoological gardens . . . . .	2	D	D	D	a	D	D
87, ex. 872	Engineering and management services . . . . .	3	D	D	D	a	D	D
871	Engineering and architectural services . . . . .	2	D	D	D	a	D	D
8712	Architectural services . . . . .	1	D	D	D	a	D	D
8713	Surveying services . . . . .	1	D	D	D	a	D	D
873, ex. 8733	Research and testing services . . . . .	1	D	D	D	a	D	D

<sup>1</sup>For construction and manufacturing, see Appendix A for explanation of terms and problems of duplication.

<sup>2</sup>Includes only those who worked 15 hours or more during week including Mar. 12.

**Table 11. Class of Customer for Selected Retail and Service Kinds of Businesses: 1997**

[Detail may not add to total because of rounding. For meaning of abbreviations and symbols, see introductory text. For explanation of terms, see Appendix A]

SIC code	Industry and kind of business	Establishments <sup>1</sup> (number)	Sales and receipts <sup>1</sup> (\$1,000)	Percent distribution of sales to <sup>2</sup> —					
				Local residents	Visiting tourists	Hotels and other lodging places	Other tourist-related businesses	Other nontourist-related businesses	Nonlocal businesses and governmental bodies
<b>52-59</b>	<b>Retail trade</b> .....	<b>973</b>	<b>1 057 894</b>	<b>57.6</b>	<b>36.4</b>	<b>1.7</b>	<b>1.8</b>	<b>1.6</b>	<b>1</b>
52	Building materials and garden supplies .....	38	59 207	74.5	1.2	8.4	3.3	9.3	3.4
53	General merchandise stores .....	23	77 430	95.2	4.8	—	—	—	—
54	Food stores .....	94	217 207	92.2	7.1	0.2	0.2	0.1	0.3
55, ex. 554	Automotive dealers, excluding gasoline service stations .....	58	84 832	85.7	1.2	0.5	3.8	6.4	2.4
554	Gasoline service stations .....	18	29 524	66.9	12.4	2.2	8.3	5.8	4.4
56	Apparel and accessory stores .....	115	58 568	65.3	33.4	0.8	0.4	—	—
57	Furniture and homefurnishings stores .....	61	61 692	39.5	51.9	1.3	2	2.5	2.8
58	Eating and drinking places .....	248	97 470	65.7	27.4	1	5.1	0.6	0.2
5812	Eating places .....	222	92 258	65.4	27.4	1	5.3	0.6	0.3
5813	Drinking places .....	26	5 212	71.9	26.6	1.1	0.5	—	—
591	Drug stores and proprietary stores .....	18	27 126	85.8	12.7	0.1	—	0.4	1
59, ex. 591	Miscellaneous retail .....	300	344 838	18.8	77.2	2.3	0.9	0.3	0.5
<b>472, 70-79 (ex. 702, 704), 8072, 8111, 84, 871, 8731, 8732, 8734, 874</b>	<b>Service industries</b> .....	<b>667</b>	<b>655 410</b>	<b>15.6</b>	<b>24.4</b>	<b>1.1</b>	<b>2.2</b>	<b>11.7</b>	<b>44.9</b>
472	Passenger transportation arrangement .....	54	32 328	52.6	33.3	2.9	2.6	3.7	5
70, ex. 702, 704	Hotels and other lodging places .....	62	D	D	D	D	D	D	D
701	Hotels and motels .....	60	123 768	7.1	87.6	—	1.7	0.6	3
703	Camps and recreational vehicle parks .....	2	D	D	D	D	D	D	D
72	Personal services .....	64	11 767	82.5	12.8	3.7	0.8	0.2	—
73	Business services .....	102	51 189	33.2	3.4	6.1	13.4	18.7	25.2
75	Auto repair, services, and parking .....	84	34 421	43.9	45.1	2	0.9	4.8	3.3
76	Miscellaneous repair services .....	50	44 811	9.6	0.3	0.8	5.5	80.6	3.2
78	Motion pictures .....	9	5 133	96.2	3.8	—	—	—	—
79	Amusement and recreation services .....	41	16 325	35.1	45.7	3.8	15.3	0.2	—
7999	Amusement and recreation, n.e.c. ....	25	9 930	6.8	92	1	0.2	0.2	—
81	Legal services .....	82	43 909	51.2	1.4	3.3	2.6	20.9	20.6
84	Museums, botanical, zoological gardens .....	5	D	D	D	D	D	D	D
87, ex. 872	Engineering and management services .....	114	285 946	0.8	0.1	0.1	0.1	6	93
871	Engineering and architectural services .....	30	9 655	21	0.3	1.3	0.7	25.1	51.7
873, ex. 8733	Research and testing services .....	10	3 442	0.9	0.2	2.8	1.1	3.9	91
874	Management and public relations .....	74	272 849	0.2	0.1	—	0.1	5.4	94.3

<sup>1</sup>Establishment count and dollar volume of sales and receipts represent all establishments within the scope of the census.

<sup>2</sup>Percent distribution of sales data represent only establishments reporting sales by class of customer.

**Table 12. Detailed Statistics for Hotels and Motels: 1997 and 1992**

[Detail may not add to total because of rounding. For meaning of abbreviations and symbols, see introductory text. For explanation of terms, see Appendix A]

Item	1997	1992	Item	1997	1992
Establishments ..... number..	60	71	Selected receipts from other sources ..... do..	1 317	2 161
Guestrooms as of Dec. 31 ..... do..	3 511	4 154			
Receipts from customers, excluding taxes ..... \$1,000..	123 768	177 609	Payroll and employment:		
Guestroom rentals ..... do..	81 249	117 856	Annual payroll ..... do..	43 770	49 382
Meals and nonalcoholic beverages ..... do..	22 328	36 646	First-quarter payroll ..... do..	11 237	13 736
Alcoholic beverages ..... do..	7 602	11 549	Employees for pay period including Mar. 12 ..... number..	2 881	3 615
Sales of other merchandise ..... do..	7 249	5 778	Proprietors and partners <sup>1</sup> ..... do..	21	18
Other receipts from customers ..... do..	5 340	5 780	Unpaid family workers <sup>1</sup> ..... do..	3	3

<sup>1</sup>Includes only those who worked 15 hours or more during week including Mar. 12.

# Appendix A.

## General Explanation

---

### CENSUS COVERAGE AND METHODOLOGY

**Structure and method of enumeration.** The 1997 Economic Census of Outlying Areas, Virgin Islands was conducted by mail. A census form was mailed to all employer firms (employers of one person or more) classified as being within the scope of the census. One single report form was used to collect data. Firms were instructed to return the completed report form by mail.

For those establishments for which a report form had not been received, U.S. Census Bureau interviewers contacted the establishments by telephone to obtain the required information. Quality checks were performed to ensure that the necessary reports were obtained.

The census covered individual construction, manufacturing, wholesale, retail, and some service establishments. Establishments with no paid employees for the entire year of 1997 are excluded from this publication. Peddlers and other itinerant vendors without established places of business were not enumerated, since they were out of the scope of the census.

Each establishment was assigned a kind-of-business code from the *Standard Industrial Classification Manual: 1987*<sup>1</sup> (SIC) based on the respondent's answers to the questions on main business or primary activity of the establishment and sources of sales or receipts.

### EXPLANATION OF TERMS

**Sales and receipts.** Sales and receipts include merchandise sold (excluding excise taxes), value of products shipped, receipts from repairs and other services to customers, and delivery and carrying charges, whether or not payment was received in 1997. Sales are net after deductions for refunds and allowances for merchandise returned by customers. Sales and receipts also include income from business activities classified in a major category different from the one assigned to the establishment; e.g., wholesalers may have receipts from sales at retail and similarly, retailers may have receipts from sales at wholesale. Receipts exclude amounts other than those received from customers, such as income from investments and rental of real estate.

Figures may contain duplication since products of some industries are used as materials for others and work (and

receipts) of one firm may be subcontracted to other firms and included in the other firm's receipts.

**Firms.** A firm is a business organization or entity consisting of one or more domestic establishments (location) under common ownership or control. All establishments of subsidiary firms are included as part of the owning or controlling firm. For the economic censuses, the terms "firm" and "company" are synonymous.

**Annual payroll.** Payroll includes all forms of compensation, such as salaries, wages, commissions, bonuses, vacation allowances, sick-leave pay, and the value of payments-in-kind (e.g., free meals and lodging) paid during the year to all employees. It also includes tips and gratuities received by employees from patrons and reported to employers. For corporations, it includes amounts paid to officers and executives; for unincorporated businesses, it does not include profit or other compensation of proprietors and partners. Payroll is reported before deductions for social security, income tax, insurance, union dues, etc.

**First-quarter payroll.** This item consists of payroll, as defined above, paid to persons employed at any time during the quarter January to March 1997.

**Paid employees for the pay period including March 12.** Paid employees, including salaried officers and executives of corporations, are those full- and part-time employees who were on the payroll during the pay period including March 12, 1997. Included are employees on paid sick leave, paid holidays, and paid vacations. Proprietors and partners of unincorporated businesses are not included.

**Proprietors and partners, working.** Proprietors and partners are owners or partners of unincorporated businesses who worked 15 hours or more during the week which included March 12, 1997.

**Unpaid family workers.** This item includes all unpaid family members who worked 15 hours or more during the week which included March 12, 1997.

**Legal form of organization.** The legal form of organization for firms was based on the response to the organizational status questions on the census report forms.

### KIND-OF-BUSINESS CLASSIFICATIONS

Establishments covered in the 1997 census were assigned a kind-of-business classification in accordance with the provisions of the 1987 SIC Manual. However, the

<sup>1</sup>*Standard Industrial Classification Manual: 1987.* For sale by Superintendent of Documents, U.S. Government Printing Office, Washington, DC 20402. Stock No. 041-001-00314-2.

limited number of establishments in most classifications at the detail level would necessitate extensive suppression of data to avoid disclosing figures for individual business organizations. Therefore, the data in this report are usually shown for SIC major groups or other SIC combinations.

Following are selected kind-of-business descriptions:

**Construction  
(SIC Division C, Major Groups 15 through 17, and 6552)**

This division includes establishments primarily engaged in construction. The term "construction" includes new work, additions, alterations, and repairs. There are three broad types of construction activity:

1. **Building construction by general contractors and operative builders (Major Group 15)**—This major group includes general contractors and operative builders primarily engaged in the construction of residential, farm, industrial, commercial, or other buildings. General building contractors who combine a special trade with the contracting are included in this major group.
2. **Heavy construction other than building construction by contractors (Major Group 16)**—This major group includes general contractors primarily engaged in heavy construction other than building, such as highways and streets, bridges, sewers, railroads, irrigation projects, flood control projects and marine construction, and special trade contractors primarily engaged in activities of a type that are clearly specialized to such heavy construction and are not normally performed on buildings or building-related projects. Specialized activities that are covered include grading for highways and airport runways; guardrail construction; installation of highway signs; trenching; underwater rock removal; and asphalt and concrete construction of roads, highways, streets, and public sidewalks.
3. **Construction by special trade contractors (Major Group 17)**—This major group includes special trade contractors who undertake activities of a type that are specialized either to building construction, including work on mobile homes, or to both building and non-building projects. These activities include painting (including bridge painting and traffic lane painting), electrical work (including work on bridges, power lines, and power plants), carpentry work, plumbing, heating, air-conditioning, roofing, and sheet metal work. Special trade contractors may work on subcontract from the general contractor, performing only part of the work covered by the general contract, or they may work directly for the owner. Special trade contractors for the most part perform their work at the site of construction, although they also may have shops where they perform work incidental to the job site.

**Land subdividers and developers, except cemeteries (SIC 6552).** Establishments primarily engaged in subdividing real property into lots, except cemetery lots, and in developing it for resale on their own account. Establishments primarily engaged in developing lots for others are classified in industry 1794.

**Manufacturing  
(SIC Division D, Major Groups 20 through 39, except 29 and 33)**

This division includes establishments engaged in the mechanical or chemical transformation of materials or substances into new products. These establishments are usually described as plants, factories, or mills and characteristically use power-driven machines and materials handling equipment.

**Food and Kindred Products  
(SIC Major Group 20)**

This major group includes establishments manufacturing or processing foods and beverages for human consumption, and certain related products, such as manufactured ice, chewing gum, vegetable and animal fats and oils, and prepared feeds for animals and fowls.

**Textile Mill Products  
(SIC Major Group 22)**

This major group includes establishments engaged in performing any of the following operations: (1) preparation of fiber and subsequent manufacturing of yarn, thread, braids, twine, and cordage; (2) manufacturing broadwoven, narrow woven, and knit fabrics; and carpets and rugs from yarn; (3) dyeing and finishing fiber, yarn, fabrics, and knit apparel; (4) coating, waterproofing, or otherwise treating fabrics; (5) the integrated manufacture of knit apparel and other finished articles from yarn; and (6) the manufacture of felt goods, lace goods, nonwoven fabrics, and miscellaneous textiles.

**Apparel and Other Finished Products Made From Fabrics and Similar Materials  
(SIC Major Group 23)**

This major group, known as the cutting-up and needle trades, includes establishments producing clothing and fabricating products by cutting and sewing purchased woven or knit textile fabrics and related materials, such as leather, rubberized fabrics, plastics, and furs. Also included are establishments that manufacture clothing by cutting and joining (for example, by adhesives) materials such as paper and nonwoven textiles.

**Printing, Publishing, and Allied Industries  
(SIC Major Group 27)**

This major group includes establishments engaged in printing by one or more common processes, such as letterpress; lithography (including offset), gravure, or screen;

---

and those establishments which perform services for the printing trade, such as bookbinding and plate making. This major group also includes establishments engaged in publishing newspapers, books, and periodicals, regardless of whether or not they do their own printing.

#### Stone, Clay, Glass, and Concrete Products (SIC Major Group 32)

This major group includes establishments engaged in manufacturing flat glass and other glass products, cement, structural clay products, pottery, concrete and gypsum products, cut stone, abrasive and asbestos products, and other products from materials taken principally from the earth in the form of stone, clay, and sand.

#### Miscellaneous Manufacturing Industries (SIC Major Group 39)

This major group includes establishments primarily engaged in manufacturing products not classified in any other manufacturing major group. Industries in this group fall into the following categories: jewelry, silverware, and plated ware; musical instruments; dolls, toys, games, and sporting and athletic goods; pens, pencils, and artists' materials; buttons, costume novelties, miscellaneous notions; brooms and brushes; caskets; and other miscellaneous manufacturing industries.

### **Wholesale Trade (SIC Division F, Major Groups 50 and 51)**

This division includes establishments or places of business primarily engaged in selling merchandise to retailers; industrial, commercial, institutional, farm, or professional business users; other wholesalers; or government agencies (Federal and local); or acting as agents or brokers in buying merchandise for or selling merchandise to such persons or companies. Importers selling merchandise at wholesale and exporters also are included in wholesale trade.

#### Durable Goods (SIC Major Group 50)

This major group includes establishments primarily engaged in the wholesale distribution of durable goods.

#### Nondurable Goods (SIC Major Group 51)

This major group includes establishments primarily engaged in the wholesale distribution of nondurable goods.

### **Retail Trade (SIC Division G, Major Group 52 through 59)**

This division includes establishments engaged in selling merchandise for personal or household consumption and in rendering services incidental to the sale of the

goods. Exceptions are necessitated by trade practices. For example, lumber yards and paint, glass, and wallpaper stores are included in retail trade if they sell to the general public, even if a higher proportion of their sales is made to contractors. Establishments engaged in selling products to the general public from displayed merchandise, such as typewriters, stationery, or gasoline, are classified in retail trade even though such products may not be used for personal or household consumption. However, establishments that sell exclusively to business establishments, institutional and industrial users, or contractors are classified in wholesale trade.

Other important characteristics of retail trade establishments are that they are usually fixed places of business; are engaged in activities to attract the general public to buy; buy or receive as well as sell merchandise; they may process their products, although processing is incidental or subordinate to selling; and are considered as retail in the trade. Not all of these characteristics need to be present and some are modified by trade practices.

In general, retail establishments were classified according to the principal lines of commodities sold (groceries, hardware, etc.) or the usual trade designation (drug store, cigar store, etc.).

Kind-of-business classifications are not interchangeable with commodity classifications; most businesses sell several kinds of commodities. The kind-of-business code generally reflects either the individual commodity or the commodity group which is the primary source of the establishment's receipts, or some mixture of commodities which characterizes the establishment's business. Thus, the classification of establishments by kind of business generally does not make it possible to determine either the number of establishments handling a particular commodity or the sales of that commodity. For example, the "foodstores" classification excludes stores selling food if the sale of food is not the primary source of receipts; moreover, even though stores are classified as "food stores" some of their receipts may be derived from the sale of nonfood products.

#### Building Materials, Hardware, Garden Supply, and Mobile Home Dealers (SIC Major Group 52)

This major group includes retail establishments primarily engaged in selling lumber and other building materials; paint, glass, and wallpaper; hardware; nursery stock; lawn and garden supplies; and mobile homes.

#### General Merchandise Stores (SIC Major Group 53)

This major group includes retail stores which sell a number of lines of merchandise, such as dry goods, apparel and accessories, furniture and home furnishings, small wares, hardware, and food. The stores included in this group are known as department stores, variety stores,

---

general merchandise stores, and general stores. Establishments primarily engaged in selling used general merchandise are classified in Industry Group 593; those selling general merchandise by mail, vending machine, or direct selling are classified in Industry Group 596.

#### Food Stores (SIC Major Group 54)

This major group includes retail stores primarily engaged in selling food for home preparation and consumption. Establishments primarily engaged in selling prepared foods and drinks for consumption on the premises are classified in Major Group 58, and stores primarily engaged in selling packaged beers and liquors are classified in Industry 5921.

**Grocery stores (SIC 541).** Establishments primarily selling a wide variety of canned or frozen foods such as vegetables, fruits, and soups; packaged or bulk dry groceries, such as tea, coffee, cocoa, dried fruits, spices, sugar, flour, and crackers; and other processed foods and nonedible grocery items. These establishments often sell smoked and prepared meats, fresh fish and poultry, fresh vegetables and fruits, and fresh or frozen meats. Establishments commonly known as supermarkets, food stores, and delicatessens are included if receipts from sales of groceries and food items for off-premise preparation and consumption are 50 percent or more of total sales.

#### Automotive Dealers and Gasoline Service Stations (SIC Major Group 55)

This major group includes retail dealers selling new and used automobiles, boats, recreational and utility trailers, motorcycles, and mopeds; those selling new automobile parts and accessories; and gasoline service stations. It includes establishments dealing exclusively in used automobiles, but not establishments dealing exclusively in used parts (SIC 5015). Also included are automobile repair shops maintained by establishments engaged in the sale of new automobiles. Automotive distributors, the greater part of whose sales are to dealers or to institutional or industrial users, are classified in wholesale trade.

**Motor vehicle dealers (new and used) (SIC 551).** Establishments primarily engaged in the sale of new automobiles or new and used automobiles. They usually have a service and parts department.

**Auto and home supply stores (SIC 553).** Establishments primarily engaged in selling automobile tires, batteries, and accessories. They frequently sell household appliances, radios, television sets, sporting and recreational goods, toys, housewares, and hardware, no one of which accounts for over 49 percent of total sales.

**Gasoline service stations (SIC 554).** Establishments primarily selling gasoline and automotive lubricants. Usually these establishments also sell tires, batteries, and

accessories, and perform minor repair work and services. Establishments called garages, but deriving more than half of their receipts from the sale of gasoline and automotive lubricants, are included.

**Boat dealers (SIC 555).** Establishments primarily engaged in the retail sale of new and used motorboats and other watercraft, including parts, accessories, marine supplies, and outboard motors.

#### Apparel and Accessory Stores (SIC Major Group 56)

Establishments in this major group are primarily engaged in selling clothing of all kinds and related articles for personal wear and adornment. Not included are establishments which meet the criteria for "Department stores" (SIC 5311) or "Miscellaneous general merchandise stores" (SIC 5399) even though most of their receipts are from the sale of apparel and apparel accessories.

**Women's clothing stores (SIC 562).** Establishments primarily selling women's and girls' ready-to-wear apparel. Establishments are included in this category if (1) sales of all types of apparel (except as noted in the definition for general merchandise group stores) account for 50 percent or more of total sales, (2) sales of all women's and girls' apparel are three or more times the sales of men's and boys' apparel, and (3) sales of dresses, skirts, slacks, coats, suits, and furs are two or more times greater than the sales of millinery, hosiery, underwear, blouses, handbags, and other apparel and accessories.

**Women's accessory and specialty stores (SIC 563).** Establishments primarily engaged in the retail sale of women's accessories and specialties, such as millinery, blouses, foundation garments, lingerie, hosiery, costume jewelry, gloves, handbags, and furs (including custom-made furs).

**Children's and infants' wear stores (SIC 564).** Establishments primarily engaged in the retail sale of children's and infants' clothing, furnishings, and accessories. They may specialize in either children's or infants' wear or sell a combination of children's and infants' wear.

**Family clothing stores (SIC 565).** Establishments primarily selling clothing, furnishings, and accessories for men, women, and children, without specializing in any one line. Establishments are included in this category if (1) sales of all types of apparel (except as noted in the definition for general merchandise group stores) account for 50 percent or more of their total sales, (2) sales of all women's and girls' apparel are not more than three times the sales of men's and boys' apparel, and (3) sales of men's and boys' apparel are not more than three times the sales of all women's and girls' apparel.

---

## Home Furniture, Furnishings, and Equipment Stores (SIC Major Group 57)

This major group includes retail stores selling goods used for furnishing the home, such as furniture, floor coverings, and other household electrical and gas appliances. Establishments selling electrical and gas appliances are included in this group only if the major part of their sales consists of articles for home use. Dealers primarily engaged in selling antique and secondhand furniture are classified in SIC 593. Stores primarily engaged in selling merchandise but also providing an interior decorating service are classified according to the merchandise handled.

## Eating and Drinking Places (SIC Major Group 58)

This major group includes retail establishments selling prepared foods and drinks for consumption on the premises; it also includes lunch counters and refreshment stands selling prepared foods and drinks for immediate consumption. Restaurants, lunch counters, and drinking places operated as a subordinate service facility by other establishments are not included in this industry unless they are operated as leased departments by outside operators. Thus, restaurants and coffee shops operated by hotels are classified in SIC Major Group 70, and those operated by department stores are classified in SIC Major Group 53.

**Eating places (SIC 5812).** Establishments primarily engaged in the retail sale of prepared foods and drinks for on-premise or immediate consumption. Caterers and industrial and institutional food service establishments are also included in this industry.

**Drinking places (alcoholic beverages) (SIC 5813).** Establishments primarily engaged in the retail sale of alcoholic drinks such as beer, ale, wine, and liquor for consumption on the premises. The sale of food frequently accounts for a substantial portion of the receipts of these establishments.

## Miscellaneous Retail (SIC Major Group 59)

This major group includes retail establishments, not elsewhere classified. These establishments fall into the following categories: drug stores, liquor stores, used merchandise stores, miscellaneous shopping goods stores, nonstore retailers, fuel dealers, and miscellaneous retail stores, not elsewhere classified.

## Services (SIC Division I, Major Groups 472; 70 through 79, except 702 and 704; 8072, 8111, 84, 871, 8731, 8732, 8734, and 874)

This division includes establishments primarily engaged in rendering a wide variety of services to individuals, business and government establishments, and other organizations.

## Arrangement of Passenger Transportation (SIC Industry 472)

Establishments primarily engaged in furnishing travel information and acting as agents in arranging tours, transportation, rental cars, and lodging for travelers are classified in this industry. Tour operators primarily engaged in arranging and assembling tours for sale through travel agents or selling their own tours directly to travelers are also included in this industry. Establishments primarily engaged in arranging passenger transportation, such as ticket offices, not operated by transportation companies, for railroads, buses, ships, and airlines are classified as part of this industry.

## Hotels, Rooming Houses, Camps, and Other Lodging Places (SIC Major Group 70, except 702 and 704)

This major group includes commercial and noncommercial establishments engaged in furnishing lodging, or lodging and meals, and camping space and camping facilities.

**Hotels and motels (SIC 7011).** Commercial establishments, known to the public as hotels, motor hotels, motels, or tourist courts, primarily engaged in providing lodging, or lodging and meals, for the general public. Hotels which are operated by membership organizations and open to the general public are included in this industry. Hotels operated by organizations for their members only are classified in industry 7041. Apartment hotels are classified in RealEstate, Industry 6513; rooming and boarding houses are classified in Industry 7021; and sporting and recreational camps are classified in Industry 7032.

## Personal Services (SIC Major Group 72)

This major group includes establishments primarily engaged in providing services generally to individuals, such as laundries, dry cleaning plants, portrait photographic studios, and beauty and barber shops. Also included are establishments operating as industrial laundries and those primarily engaged in providing linen supply services to commercial and business establishments.

**Laundry, cleaning, and garment services (SIC 721).** Establishments primarily engaged in operating mechanical laundries or furnishing laundry services, linen supply houses and industrial laundries, diaper service establishments, self-service laundries, and dyeing plants.

**Beauty shops (SIC 723).** Establishments primarily engaged in providing beauty services or both beauty and barber services. Beauty and cosmetology schools are also included. Beauty shop concessions (owned and operated by concessionaires) in hotels, department stores, etc., are



---

classified in this industry and treated as separate establishments. However, beauty shops owned by and operated as part of other businesses (e.g., hotels, department stores) are considered part of the main establishment.

**Barber shops (SIC 724).** Establishments primarily engaged in providing barber and men's hair styling services. Barber colleges also are included. Barber shop concessions (owned and operated by concessionaires) in hotels, department stores, etc., are classified in this industry and treated as separate establishments. However, barber shops owned by and operated as part of other businesses (e.g., hotels, department stores) are considered part of the main establishment.

#### Business Services (SIC Major Group 73)

This major group includes establishments primarily engaged in rendering services, not elsewhere classified, to business establishments on a contract or fee basis, such as advertising, credit reporting, collection of claims, mailing, reproduction, stenographic, news syndicates, computer programming, photocopying, duplicating, data processing, services to buildings, and help supply services. Establishments primarily engaged in providing engineering, accounting, research, management, and related services are classified in Major Group 87. Establishments which provided specialized services closely allied to activities covered in other divisions are classified in such divisions.

#### Automotive Repair, Services, and Parking (SIC Major Group 75)

This major group includes establishments primarily engaged in furnishing automotive repair, parking, rental, and other services to the general public. Similar facilities owned and operated by concerns for their own use and not available to the general public are treated as auxiliary establishments of those concerns and are not included. Automobile repair departments maintained by establishments engaged in the sale of new automobiles are classified in retail trade, as are gasoline service stations (where sales of merchandise, including fuel, exceed repair receipts). Automobile driving instructions are not included in the census.

**Automotive rental and leasing, without drivers (SIC 751).** Establishments primarily engaged in daily or extended-term rental or leasing of passenger automobiles, trucks, truck tractors and trailers, and other automotive equipment without drivers. Establishments primarily engaged in finance leasing are not included in the census.

**Automotive repair shops (SIC 753).** Establishments primarily engaged in the general repair of automotive vehicles; in the repair of automotive tops, bodies, and interiors; in repairing and retreading automotive tires; in

automotive painting and refinishing; in automotive glass replacement; and in specialized automotive repair, such as fuel service, brake relining, and exhaust system repair.

#### Miscellaneous Repair Services (SIC Major Group 76)

This major group includes establishments primarily engaged in miscellaneous repair services. Repair departments of retail dealers or manufacturers are not included unless operated as separate establishments and reported as such. This group does not include some repair services, of which the more important are: repair to structures (classified in Construction); automotive repair services, classified in SIC Major Group 75; garment and shoe repair, classified in SIC Major Group 72; and computer maintenance repair services, classified in SIC Major Group 73. Excluded are ship and boat and railroad repair shops, which are classified in manufacturing.

**Electrical repair shops (SIC 762).** Establishments primarily engaged in servicing and repairing radios, television sets, phonographs, high fidelity (hi-fi) or stereophonic equipment, and tape recorders. Also included are establishments engaged in installing and repairing televisions; amateur and citizens' band antennas; installing and servicing radio transmitting and receiving equipment in home offices, small boats, automobiles, or other vehicles; servicing and repairing household and commercial refrigerators, and air-conditioning and refrigeration equipment; or primarily engaged in repairing electrical and electronic equipment not elsewhere classified, such as electrical household appliances and electrical and electronic industrial equipment. This industry does not include establishments primarily engaged in the installation, repair, or maintenance of radio and television broad-casting equipment (as distinguished from low-powered business, amateur, and personal radio communication equipment); industrial or commercial electronic devices such as diathermy, x-ray, heat-treating, and welding equipment; electronic computers and similar devices (SIC 7378). Establishments primarily engaged in servicing and repairing gas refrigeration equipment are classified in SIC 7699.

#### Motion Pictures and Amusement and Recreation Services(SIC Major Group 78 and 79)

These major groups include establishments primarily engaged in providing amusement, recreation, or entertainment, including producing and distributing motion pictures, exhibiting motion pictures in commercially operated theaters, and furnishing services to the motion picture industry. The term "motion pictures" includes similar production for television or other media using film tape or other means.

---

Legal Services  
(SIC Industry 8111)

Establishments, the head or heads of which are members of the bar, engaged in offering legal advice or services.

Museums, Art Galleries, and Botanical and Zoological Gardens  
(SIC Major Group 84)

This major group includes museums, art galleries, arboreta, and botanical and zoological gardens. These establishments are often of historical, educational, or cultural interest.

Engineering, Architectural, and Surveying Services  
(SIC Industry 871)

Establishments primarily engaged in performing professional services in the fields of architecture, engineering, and land surveying. Graphic arts and related design are

classified in SIC 7336; drafting services and systems engineering or design (not computer related) in SIC 7389; and computer related systems engineering or design in SIC 737. Establishments primarily engaged in construction contracting are classified in construction. Landscape architects are classified in agricultural services and are not included in the census.

Management and Public Relations Services  
(SIC 874)

Establishments primarily engaged in furnishing general or specialized management services on a day-to-day basis and on a contract or fee basis. Also included in this industry are the management consulting services, the public relations services, the facilities support management services, and other business consulting services.

## Appendix B. Report Form and Information Sheet

---

The report form and information sheet are shown on the following pages.



U.S. DEPARTMENT OF COMMERCE  
BUREAU OF THE CENSUS

FORM

**OA-9873**

# 1997 ECONOMIC CENSUS

## VIRGIN ISLANDS

OMB No. 0607-0839: Approval Expires 03/31/2000

**PLEASE RETURN THIS REPORT FORM WITHIN THE NEXT 30 DAYS**

If you have questions about completing this report, please write the Census Bureau. In any communication, be sure to refer to the 11-digit Census File Number (CFN) printed in the label to the right. Return your completed form to:

BUREAU OF THE CENSUS  
ATTENTION: OUTLYING AREAS  
1201 East Tenth Street  
Jeffersonville, IN 47134-0001

**OA-9873**

**For Spanish speaking respondents:**  
*Este es su cuestionario oficial del censo. Si desea un cuestionario en español, por favor, escribanos.*

*Please read the accompanying instructions before answering the questions. If records are not available, reasonable estimates are acceptable.*

*(Please correct any errors in name, address, and ZIP Code.)*

**YOUR RESPONSE IS REQUIRED BY LAW.** Title 13, United States Code, requires businesses and other organizations that receive this questionnaire to answer the questions and return the report to the Census Bureau. By the same law, **YOUR CENSUS REPORT IS CONFIDENTIAL.** It may be seen only by Census Bureau employees and may be used only for statistical purposes. Further, copies retained in respondents' files are immune from legal process.

### Item 1. PHYSICAL LOCATION

**a. What is the PHYSICAL location of this establishment if different from the mailing address?**

*If the location cannot be described by number and street name, give as much information as possible such as name of shopping center, street intersection, highway number, or distance from nearest town.*

**NOTE** - P.O. boxes or rural routes are not physical locations.

Number and street or location description

**b. On what island is this establishment physically located?**

Mark (X) only ONE box.

- 112 1  St. John
- 2  St. Croix
- 3  St. Thomas

*Mark (X) the box which best describes the legal boundaries where the establishment is PHYSICALLY located.*

- 113 1  Christiansted
- 2  Frederiksted
- 3  Charlotte Amalie
- 4  Outside of legal town boundaries

### Item 2. EMPLOYER IDENTIFICATION NUMBER

**Is the Employer Identification Number (EIN) shown in the label the same as that used for this establishment on its latest 1997 Employer's Quarterly Federal Tax Return, Internal Revenue Service (IRS) Form 941-SS?**

- 094 1  YES
- 2  NO - Enter current EIN (9 digits) →

    -    

### Item 3. OPERATIONAL STATUS

Number of months

**a. How many months during 1997 did this firm or organization actively operate this establishment?**

002

**b. Which of the following best describes the operational status of this establishment at the end of 1997?**

Mark (X) only ONE box.

- 001 1  In operation
- 2  Temporarily or seasonally inactive
- 3  Ceased operation - Give date →
- 4  Sold or leased to another operator - Give date → AND enter name, etc., below ↗

Month	Day	Year

Name of new owner or operator

Number and street

City or town

State

ZIP Code

### Item 4. LEGAL FORM OF ORGANIZATION

**Which of the following best describes the legal form of organization of this establishment at the end of 1997?**

Mark (X) only ONE box.

- 003 1  Individual proprietorship
- 2  Partnership
- 0  Corporation
- 5  Government - Specify \_\_\_\_\_
- 9  Other - Specify \_\_\_\_\_

**YOUR RESPONSE IS REQUIRED BY LAW.**

HOW TO REPORT DOLLAR FIGURES	Report dollar values rounded to thousands.	Mil- lions (000)	Thou- sands (000)	Dol- lars (000)
	<b>EXAMPLE:</b> Report \$1,125,628 as →	<b>1</b>	<b>126</b>	

<b>Item 5. DOLLAR VOLUME OF BUSINESS</b>			
<b>What was the total dollar volume of merchandise sales and other operating receipts for this establishment in 1997?</b>	Mil.	Thou.	Dol.
	010		

<b>Item 6. PAYROLL IN 1997 BEFORE DEDUCTIONS</b>			
<b>a. What was the total ANNUAL payroll, before deductions, for this establishment in 1997?</b>	Mil.	Thou.	Dol.
	030		
<b>b. What was the FIRST QUARTER (January-March) payroll, before deductions?</b>	Mil.	Thou.	Dol.
	031		

<b>Item 7. EMPLOYMENT IN 1997</b>		Number
<b>a. How many EMPLOYEES (full- and part-time) were on your payroll during the pay period which included March 12, 1997?</b>		032
	<b>b. How many PROPRIETORS and PARTNERS worked 15 or more hours during the week which included March 12, 1997?</b>	
<b>c. How many UNPAID FAMILY members worked 15 or more hours during the week which included March 12, 1997?</b>		105

<b>Item 8. KIND OF BUSINESS OR ACTIVITY</b>	
<b>What was the PRINCIPAL kind of business for this establishment in 1997 (or activity by which this establishment is known to the trade or public)? Mark (X) only ONE box.</b>	
	070
<b>Agricultural services or production</b> . . . . .	<input type="checkbox"/> 0100
<b>Mining</b> . . . . .	<input type="checkbox"/> 1000
<b>Construction</b>	
General building contractor . . . . .	<input type="checkbox"/> 1500
Heavy construction – streets, bridges, sewers, etc. . . . .	<input type="checkbox"/> 1600
Special trade contractor – painting, electrical work, plumbing, etc. . . . .	<input type="checkbox"/> 1700
<b>Manufacturing – Specify</b> . . . . .	<input type="checkbox"/> 2000
<hr/>	
<b>Travel agencies and other passenger transportation services</b>	
Water transportation services . . . . .	<input type="checkbox"/> 4499
Travel agency . . . . .	<input type="checkbox"/> 4724
Tour operator . . . . .	<input type="checkbox"/> 4725
Other services in arranging passenger transportation . . . . .	<input type="checkbox"/> 4729
<b>Wholesale trade</b>	
Durable goods . . . . .	<input type="checkbox"/> 5000
Nondurable goods . . . . .	<input type="checkbox"/> 5100
<b>Retail trade</b>	
Hardware store . . . . .	<input type="checkbox"/> 5251
General merchandise store . . . . .	<input type="checkbox"/> 5399
Grocery store . . . . .	<input type="checkbox"/> 5411
Meat and fish market . . . . .	<input type="checkbox"/> 5421
Retail bakery . . . . .	<input type="checkbox"/> 5461
New and used car dealer . . . . .	<input type="checkbox"/> 5511
Auto and home supply store . . . . .	<input type="checkbox"/> 5531
Gasoline service station . . . . .	<input type="checkbox"/> 5541
Clothing store, men's and boys' . . . . .	<input type="checkbox"/> 5611
Women's clothing store . . . . .	<input type="checkbox"/> 5621
Family clothing store . . . . .	<input type="checkbox"/> 5651
Shoe store . . . . .	<input type="checkbox"/> 5661
Specialized apparel and accessory store – T-shirts, uniforms, bathing suits, etc. . . . .	<input type="checkbox"/> 5699
Furniture store . . . . .	<input type="checkbox"/> 5712
Homefurnishing store – carpet, floor tile, drapery, etc. . . . .	<input type="checkbox"/> 5719
Household appliance store . . . . .	<input type="checkbox"/> 5722

<b>Item 8. KIND OF BUSINESS OR ACTIVITY (Continued)</b>	
	070
Radio, TV, and electronic store . . . . .	<input type="checkbox"/> 5731
Eating place—restaurant, cafeteria, etc. . . . .	<input type="checkbox"/> 5812
Drinking place—tavern, bar, nightclub, etc. . . . .	<input type="checkbox"/> 5813
Drug store (prescriptions filled) . . . . .	<input type="checkbox"/> 5912
Liquor store . . . . .	<input type="checkbox"/> 5921
Sporting goods store or bicycle shop . . . . .	<input type="checkbox"/> 5941
Book store . . . . .	<input type="checkbox"/> 5942
Stationery store . . . . .	<input type="checkbox"/> 5943
Jewelry store . . . . .	<input type="checkbox"/> 5944
Gift, novelty, and souvenir store . . . . .	<input type="checkbox"/> 5947
Luggage or leather goods store . . . . .	<input type="checkbox"/> 5948
Florist . . . . .	<input type="checkbox"/> 5992
Optical goods store . . . . .	<input type="checkbox"/> 5995
Other kind of retail business – <i>Specify</i> . . . . .	<input type="checkbox"/> 5999
<hr/>	
<b>Finance, insurance, and real estate</b>	
Subdivider and developer, except cemeteries . . . . .	<input type="checkbox"/> 6552
Other kind of finance, insurance, and real estate – <i>Specify</i> . . . . .	<input type="checkbox"/> 6999
<hr/>	
<b>Hotels, motels, and guest houses</b>	
Hotel with 15 or more guestrooms . . . . .	<input type="checkbox"/> 7011
Hotel with less than 15 guestrooms . . . . .	<input type="checkbox"/> 7012
Guest houses . . . . .	<input type="checkbox"/> 7016
Other kind of lodging activity – <i>Specify</i> . . . . .	<input type="checkbox"/> 7099
<hr/>	
<b>Services</b>	
Coin-operated laundries and drycleaning . . . . .	<input type="checkbox"/> 7215
Beauty shop . . . . .	<input type="checkbox"/> 7231
Barber shop . . . . .	<input type="checkbox"/> 7241
Advertising agency . . . . .	<input type="checkbox"/> 7311
Building maintenance services . . . . .	<input type="checkbox"/> 7349
Heavy construction equipment rental . . . . .	<input type="checkbox"/> 7353
Equipment rental and leasing – furniture, party supplies, etc. . . . .	<input type="checkbox"/> 7359
Help supply services . . . . .	<input type="checkbox"/> 7363
Film developing services . . . . .	<input type="checkbox"/> 7384
Passenger car rental . . . . .	<input type="checkbox"/> 7514
Automotive paint and body shop . . . . .	<input type="checkbox"/> 7532
Automotive repair shop . . . . .	<input type="checkbox"/> 7539
Refrigeration and air conditioning service . . . . .	<input type="checkbox"/> 7623
Other electrical and electronic repair shop . . . . .	<input type="checkbox"/> 7629
Other repair services – <i>Specify</i> . . . . .	<input type="checkbox"/> 7699
<hr/>	
Video tape rental . . . . .	<input type="checkbox"/> 7841
Amusement and recreation services – <i>Specify</i> . . . . .	<input type="checkbox"/> 7999
<hr/>	
Medical doctor's office, including clinics . . . . .	<input type="checkbox"/> 8011
Dentist's office, including orthodontist . . . . .	<input type="checkbox"/> 8021
Legal services, including legal aid . . . . .	<input type="checkbox"/> 8111
Engineering services . . . . .	<input type="checkbox"/> 8711
Architectural services . . . . .	<input type="checkbox"/> 8712
Surveying services . . . . .	<input type="checkbox"/> 8713
Management services . . . . .	<input type="checkbox"/> 8741
Business consultant . . . . .	<input type="checkbox"/> 8748
Private household – (domestic help, e.g., cooks, etc.) . . . . .	<input type="checkbox"/> 8811
Other business or activity – <i>Specify</i> . . . . .	<input type="checkbox"/> 8999

If not shown, please enter your 11-digit Census File Number from the address label on page 1

Census File Number

HOW TO REPORT PERCENTS

Report percentages as whole numbers  
**EXAMPLE:** Report 38.76% as  $\rightarrow$

Percent  
**39** %

**NOTE** - Answer items 12 and 13 ONLY if the principal business or activity (item 8) for this establishment is **HOTELS, MOTELS, AND OTHER LODGING PLACES**. Otherwise skip to item 14.

**Item 9. CLASS OF CUSTOMER**

What was the estimated percentage of 1997 dollar volume of sales or receipts (item 5) to each customer class?

	Percent	
a. To local residents	320	%
b. To visiting tourists	321	%
c. To local hotels or other lodging places	322	%
d. To other local tourist-related businesses	323	%
e. To other local nontourist-related businesses	324	%
f. To nonlocal businesses and to Federal and territorial governments	325	%
<b>g. TOTAL</b> (Sum of lines a through f should equal 100%)	<b>100</b>	<b>%</b>

**NOTE** - If the principal business or activity (item 8) for this establishment is **HOTELS, MOTELS, AND OTHER LODGING PLACES**, skip to item 11. Otherwise, complete item 10.

**Item 10. SOURCE OF SALES OR RECEIPTS**

a. What was the estimated percentage of total 1997 sales or receipts (item 5) for products manufactured at this location?

b. What were the principal lines of merchandise sold, types of construction work done, products produced, or services provided? Estimate the percentage each was of the sales or receipts in 1997 (item 5) (e.g., gasoline 85%, auto repairs 10%, oil 5%).

Source	Percent
	312 %
	%
	%
	%
	%
	%
	%
	%
	%
<b>TOTAL</b>	<b>100</b> %

**Item 11. PURCHASES FROM OTHER BUSINESSES**

What was the estimated percentage of the total dollar value of 1997 purchases for each of the listed items?

	Percent
Supplies and materials purchased	987
a. Locally	%
b. Not locally	989 %
<b>TOTAL</b>	<b>100</b> %
Services purchased	991
c. Locally	%
d. Not locally	993 %
<b>TOTAL</b>	<b>100</b> %

**Item 12. SOURCES OF RECEIPTS FOR HOTELS, MOTELS, AND OTHER LODGING PLACES**

Receipts must be reported as percentages of total 1997 receipts (item 5).

Exclude occupancy or other taxes collected from customers.

a. What was the estimated percentage of 1997 SALES AND RECEIPTS FROM CUSTOMERS for the following? (Do not include receipts from coin-operated machines maintained by others.)

	Census use	Percent of sales
(1) Guestroom or unit rentals (If meals are included as a room package, estimate the percentage for meals on line a(2).)	400 402 <b>0010</b>	%
(2) Sales of meals and nonalcoholic beverages	<b>0120</b>	%
(3) Sales of alcoholic beverages for consumption on premises	<b>0130</b>	%
(4) Sales of packaged liquor, wine, or beer	<b>0140</b>	%
(5) Sales of other merchandise	<b>9800</b>	%
(6) All other receipts from customers (Include ballrooms, convention halls, laundry, valet, and other services.)	<b>9980</b>	%
(7) TOTAL (Sum of lines (1) through (6) should equal 100%)	<b>9990</b>	<b>100</b> %

b. Were any receipts OTHER than from customers received by this establishment in its business operation? (Include rental and commission receipts from operators of leased departments, concessions and stores, and coin-operated machines.)

	Mil.	Thou.	Dol.
378 1 <input type="checkbox"/> YES - What was the amount? $\rightarrow$	379		

2  NO

**Item 13. NUMBER AND TYPE OF ACCOMMODATIONS**

a. What was the number of rooms, units, or quarters primarily rented as transient, as of December 31, 1997? The number of guestrooms, units, or quarters consists of the number which can be rented as single units. Suites of rooms which cannot be subdivided should be counted as a single unit.

Number as of December 31, 1997  
 381

b. Were more than half of guestroom or unit rental receipts in 1997 from transient guests?

383 1  YES  
 2  NO

**Item 14. OWNERSHIP, CONTROL, AND LOCATIONS OF OPERATION**  
 Answer this item only if your Census File Number (CFN), shown on the address label of this report form, begins with a zero. If the CFN does not begin with a zero, skip to item 16.

**a. Is this company owned or controlled by another company?**  
 097  
 1  YES →  
 2  NO

ENTER OWNING OR CONTROLLING COMPANY NAME, ADDRESS, AND ZIP CODE  
 Name \_\_\_\_\_  
 Address \_\_\_\_\_  
 \_\_\_\_\_  
 EIN (9 digits) → [ ] [ ] - [ ] [ ] [ ] [ ] [ ] [ ] [ ] [ ]

**b. Does this company own or control any other company or companies?**  
 098  
 1  YES →  
 2  NO

ENTER OWNED OR CONTROLLED COMPANY NAME, ADDRESS, AND ZIP CODE  
 Name \_\_\_\_\_  
 Address \_\_\_\_\_  
 \_\_\_\_\_  
 EIN (9 digits) → [ ] [ ] - [ ] [ ] [ ] [ ] [ ] [ ] [ ] [ ]

**Item 14. OWNERSHIP, CONTROL, AND LOCATIONS OF OPERATION (Continued)**  
**Did this company operate at more than one location during 1997?**  
**NOTE** - Locations which are not staffed on a full-time basis by at least one employee covered by this EIN should NOT be considered separate. Include data for these locations with data reported for the main location.  
 YES - List additional locations below and provide the information requested. If more space is needed, continue in REMARKS (item 15).  
 NO - Skip to item 16

		1997	Mil.	Thou.	Dol.
1	Name, address, town, and island		081		
	Kind-of-business description	Sales			
2	Name, address, town, and island		081		
	Kind-of-business description	Sales			
			082		
		Annual payroll			

**Item 15. REMARKS** - Please use this space for any explanations that may be essential in understanding the reported data.

**Item 16. CERTIFICATION** - This report is substantially accurate and has been prepared in accordance with the instructions.

Print name of person to contact regarding this report		<b>Period covered by this report</b> →	FROM: Month   Year	TO: Month   Year
Telephone →	Area code	Number	Extension	Preparer's signature
				Date

# INFORMATION SHEET

## ECONOMIC CENSUS OF THE COMMONWEALTH OF THE NORTHERN MARIANA ISLANDS, GUAM, AND THE VIRGIN ISLANDS

**GENERAL INFORMATION**

Respondents are not required to respond to any information collection unless it displays a valid approval number from the Office of Management and Budget (OMB). The OMB 8-digit number appears in the upper right corner of the questionnaire.

This report should cover calendar year 1997. If records are not available, estimates are acceptable.

An establishment is defined as a single physical location where business is conducted or industrial operations are performed. A separate report form is required for each establishment.

**Instructions for Selected Items:**

**PHYSICAL LOCATION**

Part a:

Fill in if the address shown in the address section on the front cover of the report form is different from the physical location of the establishment.

Part b:

Always identify the geographic boundaries where your establishment is physically located regardless of your response to part a.

**DOLLAR VOLUME OF BUSINESS**

**YOUR RESPONSE IS STRICTLY CONFIDENTIAL.** Your company's report will be used solely for developing summary statistics. IT CANNOT BE USED FOR PURPOSES OF TAXATION, INVESTIGATION, OR REGULATION.

Include:

- Gross receipts for merchandise sold, services provided, products shipped, and construction work done in 1997, whether or not payment was received in 1997.
- Amounts received for work even though work may have been subcontracted to others.
- Commissions, fees, and other operating income for **service industries** operating on a commission basis, such as travel agencies and advertising agencies. Do NOT include gross billings or sales.
- Actual sales value of the products sold rather than commissions received for **retailers** and **wholesalers** selling merchandise on a consignment or commission basis.
- Receipts for delivery, installation, maintenance, repair, alteration, storage, and other services.

Exclude:

- Sales or other taxes collected directly from customers and paid directly to a local, territorial, or Federal tax agency.
- Sales and receipts from departments or concessions operated by other companies.
- Commissions from vending machines operated by others.
- Nonoperating income from sources such as investments, rental or sale of real estate, and interest.

**PAYROLL**

Definitions are the same as those used on the Employer's Quarterly Federal Tax Return, Internal Revenue Service (IRS) Form 941-SS.

Include:

- Wages, salaries, tips, vacation allowances, bonuses, commissions, and other compensation paid to employees during 1997, whether or not subject to income or FICA tax.
- Salaries of officers and executives of a corporation.

Exclude:

- Payments to or withdrawals by proprietors or partners of an unincorporated company.
- Annuities or supplemental unemployment compensation benefits, even if income tax was withheld.

**EMPLOYMENT**

Include:

Part a:

- All full- and part-time employees on the payroll during the pay period including March 12, 1997.
- Salaried officers and executives of a corporation.
- Employees on paid sick leave, paid vacations, and paid holidays.

Part b:

Proprietors or partners of an unincorporated company working 15 or more hours during the week of March 12, 1997.

Part c:

Unpaid family workers of an unincorporated company working 15 or more hours during the week of March 12, 1997.

**PURCHASES FROM OTHER BUSINESSES**

This item is applicable for Guam Form OA-9863 and Virgin Islands Form OA-9873 only.

Estimate the percent of the dollar value of purchases for supplies and materials and services, respectively, according to the specified types.

For example: The table below shows that of the dollar value of purchases for supplies and materials, 75 percent were local purchases and 25 percent not local. Of the dollar value of purchases for services, 90 percent were local purchases and 10 percent not local.

Item 11. PURCHASES FROM OTHER BUSINESSES		What was the estimated percentage of the total dollar value of 1997 purchases for each of the listed items?	
		Percent	
Supplies and materials purchased		987	75 %
a. Locally			
b. Not locally		989	25 %
<b>TOTAL</b>			<b>100 %</b>
Services purchased		991	90 %
c. Locally			
d. Not locally		993	10 %
<b>TOTAL</b>			<b>100 %</b>

**OWNERSHIP, CONTROL, AND LOCATIONS OF OPERATION**

Part a:

**MARK "YES" if** – ANOTHER company owns, controls the management and policies of, or has the ability to appoint a board of directors for this company.

**MARK "NO" if** –

- This company has a franchise entitling it to use a trade name, but is not owned or controlled by the franchisor.
- This company has one or more leased departments in a company owned by another, but the other company (lessor) does not own or control the department(s).
- This company is engaged in the management of a business owned by others.

Part b:

Indicate whether this company owns more than 50 percent of the voting stock or has the authority to direct management and policies of any subsidiaries and/or affiliates.

Part c:

Include all selling and service locations and any other facilities such as warehouses, administrative offices, etc.

If MORE THAN ONE establishment was operating under the EIN:

- List the location of the headquarters first. Provide physical location address for each location.
- Data for establishments operated during 1997, but not in operation at the end of the year, should be combined with the headquarters location.
- The sums of sales and receipts and annual payroll should equal the amounts reported in the dollar volume of business and payroll items, respectively.
- If employees worked at more than one location, report annual payroll for employees at the ONE location where they spent most of their working time.

Public reporting burden for this collection of information is estimated to average 30 minutes per response, including the time for reviewing instructions, searching existing data sources, gathering and maintaining the data needed, and completing and reviewing the collection of information. Send comments regarding this burden estimate or any other aspect of this collection of information, including suggestions for reducing this burden, to the Associate Director for Administration/Comptroller, Attn: Paperwork Reduction Project 0607-0839, Room 3104, Federal Building 3, Bureau of the Census, Washington, D.C. 20233.



# Publication Program

---

## 1997 ECONOMIC CENSUS OF OUTLYING AREAS

Publications of the 1997 Economic Census of Outlying Areas containing data on construction, manufacturing, retail trade, wholesale trade, and service establishments are described below.

### Printed Reports

#### Puerto Rico—4 reports (OA97E-1 to -4)

*Retail Trade, Wholesale Trade, and Service Industries*

**Geographic Area Statistics (OA97E-1).** The area report presents data for the wholesale and retail trades and service industries. It includes varied kind-of-business detail on number of establishments, sales or receipts, payroll, employment, proprietors and partners working, and legal form of organization. Data are presented for Puerto Rico, commercial regions, and municipios. Retail trade data include total and selling floor space, franchise holders, and class of customer for selected kinds of business. Wholesale trade data on inventories, operating expenses, class of customer, and employment by principal activity are presented by kind of business. Data for hotels and motels by type of receipts and number of rooms are published for service industries.

*Retail Trade and Wholesale Trade*

**Subject Statistics (OA97E-2).** The subject report presents commodity and merchandise line sales data for retail and wholesale trades by kind of business for Puerto Rico.

*Construction Industries*

**Construction Industries (OA97E-3).** This report presents summary, industry, and geographic area statistics. The industry chapter presents 1997 data for industries on the number of construction establishments; value of construction work; employment; proprietors and partners working; payroll; hours worked; payments to subcontractors; payments for materials, components, and supplies; payments for power, fuels, and lubricants; payments for selected purchased services; payments for rental of machinery, equipment, and structures; value added; and capital expenditures during the year. Selected data are shown for selected industries by geographic location of establishments and by legal form of organization. Data are also provided for establishments by employment size.

*Manufactures*

**Manufactures (OA97E-4).** This report includes data on the number of establishments, employment, proprietors and partners working, payroll, value of shipments, value

added by manufactures, class of customer, inventories, costs of materials, capital expenditures, and country of destination. Statistics are shown by industry and geographic area.

Virgin Islands of the United States—1 report (OA97E-5)

This report presents data by kind of business for construction industries, manufactures, retail trade, wholesale trade, and service industries. In addition to data for the Virgin Islands as a whole, data are presented for St. Thomas and St. John (combined to prevent disclosure problems), St. Croix, and the towns of Charlotte Amalie, Christiansted, and Frederiksted.

Guam—1 report (OA97E-6)

This report presents data by kind of business for construction industries, manufactures, retail trade, wholesale trade, and service industries. Tables present data for Guam and its election districts.

Northern Mariana Islands—1 report (OA97E-7)

This report presents data by kind of business for construction industries, manufactures, retail trade, wholesale trade, and service industries. Tables present data for the Northern Mariana Islands and the four municipalities.

### ELECTRONIC MEDIA

All results of the 1997 Economic Census will be available on the Census Bureau Internet site ([www.census.gov](http://www.census.gov)) and on compact discs (CD-ROM) for sale by the Census Bureau. For more information, including a description of electronic and printed reports being issued, see the Internet site, or write to U.S. Census Bureau, Washington DC 20233-8300, or call Customer Services at 301-457-4100.

### OTHER ECONOMIC CENSUS REPORTS

Data on retail trade, wholesale trade, service industries, financial, insurance, real estate, construction industries, manufactures, mineral industries, transportation, communication, utilities, enterprise statistics, management of companies and enterprises, minority-owned businesses, and women-owned businesses in the United States are issued as part of the 1997 Economic Census. All published reports are sold by the Superintendent of Documents, U.S. Government Printing Office, Washington, DC 20402. Appropriate announcements and order forms describing these reports are available from the Census Bureau Internet site ([www.census.gov](http://www.census.gov)), or free of charge from the Marketing Services Office, Customer Services Division, U.S. Census Bureau, Washington, DC 20233-0800.



Guam

1997

Issued July 1999

OA97E-6

**1997 Economic Census of Outlying Areas**

*Construction Industries, Manufactures, Wholesale Trade,  
Retail Trade, and Service Industries*



**U S C E N S U S B U R E A U**

*Helping You Make Informed Decisions*

U.S. Department of Commerce  
Economics and Statistics Administration  
U.S. CENSUS BUREAU



## ACKNOWLEDGMENTS

Many persons participated in the various activities of the 1997 Economic Census of Outlying Areas, Guam. The Economic Planning and Coordination Division, **Lawrence A. Blum**, Assistant Chief for Collection Activities assisted by **B.J. Fitzpatrick**, Chief, Mailout and Data Capture Branch, was responsible for developing the systems and procedures for mailout, receipts, and data capture.

Company Statistics Division prepared this report. **Ruth A. Runyan**, Assistant Chief for Surveys and Programs was responsible for the overall planning, management, and coordination. Planning and implementation were under the direction of **Eddie J. Salyers**, Chief, Economic Census Branch, assisted by **Irma F. Harahush** and **Aida Margarita Sole**, Section Chiefs. Primary staff assistance was provided by **Lillyana J. Najafzadeh** and **Victor X. Souphom**.

Mathematical and statistical techniques were provided by **Ruth E. Detlefsen**, Assistant Chief for Research and Methods, assisted by **Carol V. Caldwell**, Chief, Statistical Research and Methods Branch. **Amy M. Newman-Smith** provided primary staff assistance.

The staff of the National Processing Center, **Judith N. Petty**, Chief, assisted by **Mark T. Grice**, Assistant Chief for Processing, performed mailout preparation, receipt operations, and clerical and analytical review activities. Preparations and planning were under the direction of **Matthew P. Aulbach**, Chief, Census Operations Branch, assisted by **Denise D. Anderson** and **Grant G. Goodwin**, Section Chiefs. Additional assistance was provided by **Teresa A. Branstetter**, **Remona F. Gilbert**, **James W. McFarland**, and **Arthur B. Stewart**.

The International Programs Center, **Peter O. Way**, Chief, assisted by **Robert D. Bush**, Chief, Training and Technical Assistance Branch, provided overall managerial direction for post-collection computer processing. **Michael T. Stroot** was responsible for the implementation of the

computer system, the preparation of computer programs, and for providing technical assistance for data processing and tabulations. Additional programming assistance was provided by **Sherrell M. Goggin** and **Victoria A. Simmons**.

The Economic Statistical Methods and Programming Division, **Charles P. Pautler Jr.**, Chief, assisted by **Martin S. Harahush**, Assistant Chief for Quinquennial Programs, developed and implemented computer processing systems. **William C. Wester**, Chief, Services Branch, assisted by **Robert A. Hill** supervised the preparation of computer programs. **Robert S. Jewett** provided special computer processing.

The staff of the Administrative and Customer Services Division, **Walter C. Odom**, Chief, performed publication planning, design, composition, editorial review, and printing planning and procurement for publications, Internet products, and report forms. **Bernadette J. Gayle** provided publication coordination and editing.

Census activities conducted in Guam were carried out under the direction of **Rose L.G. Deaver**, Economist, Department of Commerce, under a special agreement with the Census Bureau.

Special acknowledgment is also due the many businesses whose cooperation has contributed to the publication of these data.

---

# Guam 1997

Issued July 1999

OA97E-6

## **1997 Economic Census of Outlying Areas** *Construction Industries, Manufactures, Wholesale Trade, Retail Trade, and Service Industries*



**U.S. Department of Commerce**

**William M. Daley,**

Secretary

**Robert L. Mallett,**

Deputy Secretary

**Economics  
and Statistics  
Administration**

**Robert J. Shapiro,**

Under Secretary for  
Economic Affairs

**U.S. CENSUS BUREAU**

**Kenneth Prewitt,**

Director

---



**Economics  
and Statistics  
Administration**

**Robert J. Shapiro,**  
Under Secretary  
for Economic Affairs



**U.S. CENSUS BUREAU**

**Kenneth Prewitt,**  
Director

**William G. Barron,**  
Deputy Director

**Paula J. Schneider,**  
Principal Associate Director  
for Programs

**Frederick T. Knickerbocker,**  
Associate Director  
for Economic Programs

**Thomas L. Mesenbourg,**  
Assistant Director  
for Economic Programs

**John P. Govoni,**  
Chief, Economic Planning  
and Coordination Division

**Ewen M. Wilson,**  
Chief, Company Statistics  
Division

## CONTENTS

---

Introduction .....	1
Guam .....	3

### FIGURES

1. Sales and Receipts by Economic Sector: 1997 and 1992.....	5
2. Percent Change in Sales and Receipts and Payroll by Economic Sector: 1992 to 1997 .....	5
3. Annual Payroll per Employee by Economic Sector: 1997 and 1992 .....	6
4. Percent Distribution of All Establishments by Employment Size: 1997 .....	6
Map .....	7

### TABLES

1. General Statistics: 1997 and Earlier Census Years .....	9
2. General Statistics by Legal Form of Organization: 1997 .....	10
3. General Statistics by Sales and Receipts Size: 1997 .....	11
4. General Statistics by Employment Size: 1997 .....	12
5. General Statistics by Industry and Kind of Business: 1997 .....	13
6. General Statistics by Industry and Kind of Business for Election Districts: 1997 .....	16
7. Detailed Statistics for Hotels and Motels: 1997 and 1992 .....	23

### APPENDIXES

A. General Explanation .....	A-1
B. Report Form and Information Sheet .....	B-1

PUBLICATION PROGRAM—Inside Back Cover

# Introduction

---

## PURPOSES AND USES OF THE ECONOMIC CENSUS

The economic census is the major source of facts about the structure and functioning of the economy. It provides essential information for government, business, industry, and the general public. Title 13 of the United States Code (sections 131, 191, and 224) directs the Census Bureau to take the economic census every 5 years, covering years ending in 2 and 7.

The economic census furnishes an important part of the framework for such composite measures as the local gross product, input/output measures, and other statistical series that measure short-term changes in economic conditions. Specific uses of economic census data include the following:

- Policymaking agencies of the Federal Government use the data to monitor economic activity and to provide assistance to business.
- Local governments use the data to assess business activities and tax bases within their jurisdictions and to develop programs to attract business.
- Trade associations study trends in their own and competing industries, which allows them to keep their members informed of market changes.
- Individual businesses use the data to locate potential markets and to analyze their own production and sales performance relative to industry or area averages.

## GEOGRAPHIC AREA CODING

Accurate and complete information on the physical location of each establishment is required to tabulate the census data for territories, islands, districts, municipalities, and towns. Respondents were required to report their physical location (street address or location description, district or municipality, town, and island) if it differed from their mailing address. For those establishments that did not provide acceptable information on physical location, location information from the Internal Revenue Service tax forms or from the previous census is used as a basis for coding.

## BASIS OF REPORTING

The economic census is conducted on an establishment basis. A company operating at more than one location is required to file a separate report for each store, factory,

shop, or other location. Each establishment is assigned a separate industry classification based on its primary activity and not that of its parent company.

## DOLLAR VALUES

All dollar values presented are expressed in current dollars; i.e., 1997 data are expressed in 1997 dollars, and 1992 data, in 1992 dollars. Consequently, when making comparisons with prior years, users of the data should consider the inflation that has occurred.

## AVAILABILITY OF ADDITIONAL DATA

### Reports in Print and Electronic Media

All results of the 1997 Economic Census will be available on the Census Bureau Internet site ([www.census.gov](http://www.census.gov)), on compact discs (CD-ROM) for sale by the Census Bureau, and in printed reports. For more information, including a description of electronic and printed reports being issued, see the Internet site, or write to U.S. Census Bureau, Washington, DC 20233-8300, or call Customer Services at 301-457-4100.

### Special Tabulations

Special tabulations of data collected in the 1997 Economic Census may be obtained, depending on availability of time and personnel, in electronic or tabular form. The data will be summaries subject to the same rules prohibiting disclosure of confidential information (including name, address, kind of business, or other data for individual business establishments or companies) that govern the regular publications.

Special tabulations are prepared on a cost basis. A request for a cost estimate, as well as exact specifications on the type and format of the data to be provided, should be directed to the Chief of the Economic Census Branch, Company Statistics Division, U.S. Census Bureau, Washington, DC 20233-6400.

To discuss a special tabulation before submitting specifications, call 301-457-3314.

## SOURCES FOR MORE INFORMATION

More information about the scope, coverage, classification system, data items, and publications for each of the economic censuses and related surveys is published in the *Guide to the 1997 Economic Census and Related Statistics* at [www.census.gov/econ/guide.html](http://www.census.gov/econ/guide.html). More information on



---

the methodology, procedures, and history of the censuses will be published in the *History of the 1997 Economic Census* at [www.census.gov/econ/www/history.html](http://www.census.gov/econ/www/history.html).

For questions concerning the statistics in this report, call the Economic Census Branch, Company Statistics Division, 301-457-3314.

#### **ABBREVIATIONS AND SYMBOLS**

The following abbreviations and symbols are used with the 1997 Economic Census data:

- Represents zero (page image/print only).
- D Withheld to avoid disclosing data of individual companies; data are included in higher level totals.

- N Not available or not comparable.
- a 0 to 19 employees.
- b 20 to 99 employees.
- c 100 to 249 employees.
- e 250 to 499 employees.
- f 500 to 999 employees.
- g 1,000 to 2,499 employees.
- h 2,500 to 4,999 employees.
- i 5,000 to 9,999 employees.
- j 10,000 to 24,999 employees.
- k 25,000 to 49,999 employees.
- do Ditto or same as above.
- nec Not elsewhere classified.

# Guam

---

## SCOPE

The 1997 Economic Census of Outlying Areas, Guam presents data for establishments in the following kind-of-business (KB) groups defined in the *1987 Standard Industrial Classification Manual*<sup>1</sup> (SIC).

KB group	SIC code
Construction	15 through 17 and 6552
Manufacturing	20 through 39
Wholesale Trade	50 and 51
Retail Trade	52 through 59
Services	472, 70 through 79, except 702 and 704; and 8072, 8111, 84, 871, 8731, 8732, 8734, and 874.

## GENERAL

The 1997 Economic Census of Outlying Areas, Guam, part of the 1997 Economic Census, covered firms subject to payment of Federal Insurance Contributions Act (FICA) taxes (i.e., employers of one person or more) and classified as being within the scope of the census. Census forms and instructions for completing them were mailed from the Census Bureau's National Processing Center in Jeffersonville, IN.

The completed questionnaires were returned by mail to Jeffersonville. Contact with respondents about overdue report forms, was undertaken by the Guam Department of Commerce. Appendix A gives a more detailed explanation of census coverage and methodology.

After extensive review, which included coding of written entries, the questionnaires were sent to Census Bureau's headquarters in Washington DC for data entry on microcomputers. Computer edits identified data problems. Records with significant problems were resolved by analysts. The data were then tabulated by SIC or kind-of-business and subjected to further data analysis. Any resulting corrections were applied to individual computer records. Corrected tabulations were then produced for the final published report.

## GEOGRAPHIC AREAS COVERED

This report presents data for Guam as a whole and its 19 election districts.

<sup>1</sup>*Standard Industrial Classification Manual: 1987*. For sale by Superintendent of Documents, U.S. Government Printing Office, Washington, DC 20402. Stock No. 041-001-00314-2.

## COMPARABILITY OF 1992 AND 1997 CENSUSES

The 1992 and 1997 censuses were conducted under different conditions and procedures.

In 1992, personal interviews were conducted to obtain data for all businesses. For 1997, only businesses with employees were mailed questionnaires to be completed and returned to the Census Bureau. Local interviewers contacted businesses that did not respond by mail.

Those businesses subject to Federal Insurance Contributions Act (FICA) taxes (i.e., with paid employees) were included. Data collection from nonemployer businesses was discontinued for 1997, because of increasing cost of collecting the data and the decreasing proportion of the economy that it represented.

## RELIABILITY OF DATA

All data compiled in this report originated from a complete enumeration and, therefore, are not subject to sampling variability. However, the data are subject to nonsampling errors. Nonsampling errors can be attributed to many sources: inability to identify all cases in the actual universe; inability or unwillingness on the part of respondents to provide correct information; definition and classification difficulties; response errors and bias; errors in collection or processing; misinterpretation of questions; and other errors of recording, keying, and estimation for missing or misreported data.

Explicit measures of the effects of these nonsampling errors are not available. However, it is believed that many operational and response errors were detected and corrected through systematic clerical edits, automated data edits, and an analyst review.

For total nonresponse cases (report forms not returned), the establishments' administrative records information was used in conjunction with industry averages to estimate the basic data. For item nonresponse, missing items were estimated based on response to other items and/or administrative records.

## DISCLOSURE

In accordance with Federal law governing census reports, no data are published that would disclose the operations of an individual establishment or business. However, the number of establishments in a kind-of-business classification is not considered a disclosure, so this information may be released even though other information is withheld.

---

**HISTORICAL INFORMATION**

The economic census has been taken in Guam at 5-year intervals since 1958.

Printed statistical reports from the 1992 and earlier censuses provide historical data for the study of long-term time series and are available in some libraries.

Figure 1.

**Sales and Receipts by Economic Sector: 1997 and 1992**

[Thousands of dollars]

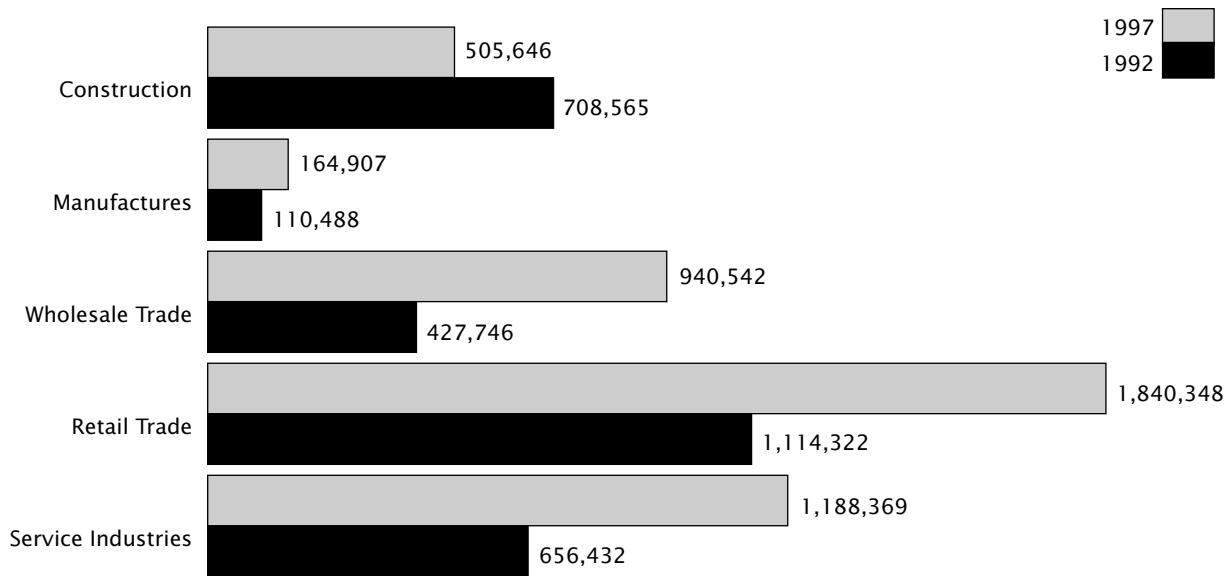


Figure 2.

**Percent Change in Sales and Receipts and Payroll by Economic Sector: 1992 to 1997**

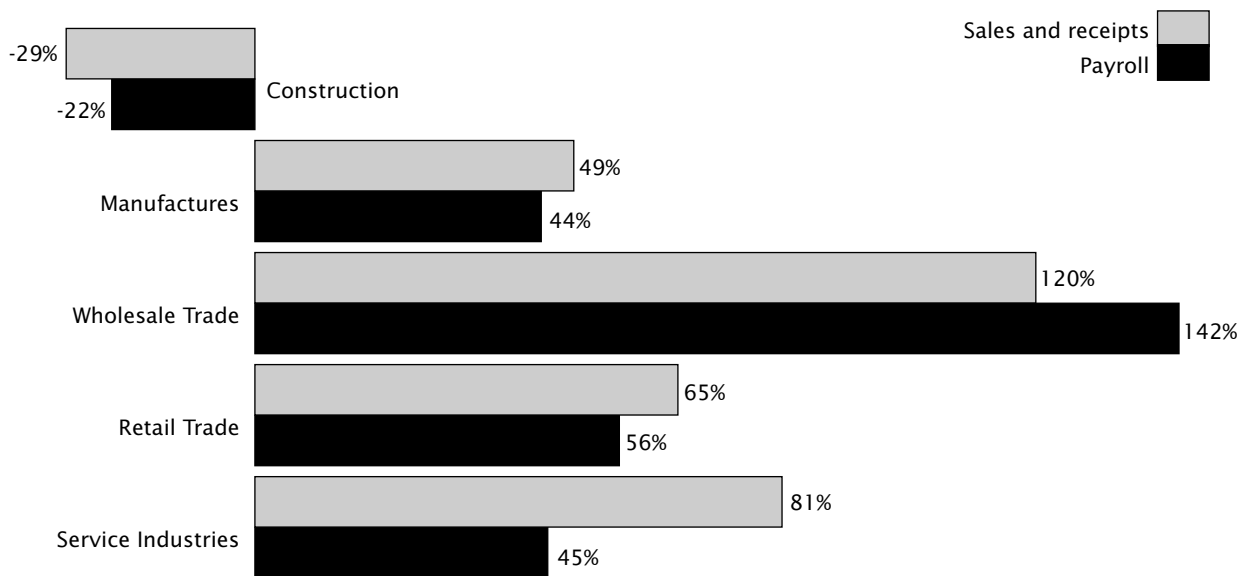


Figure 3.

### Annual Payroll per Employee by Economic Sector: 1997 and 1992

[Dollars]

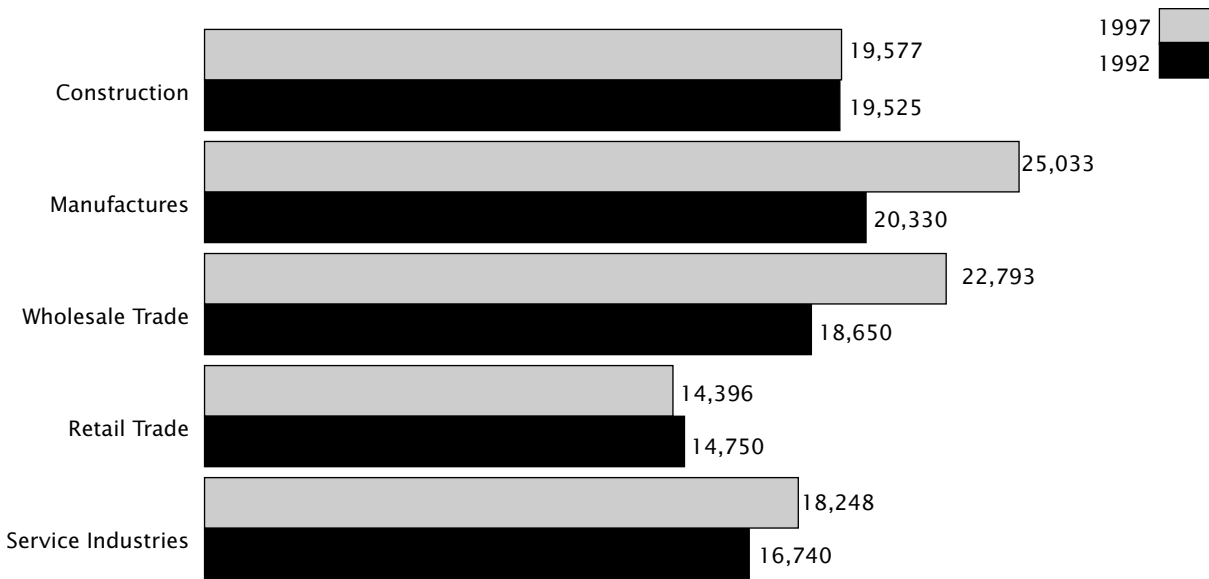
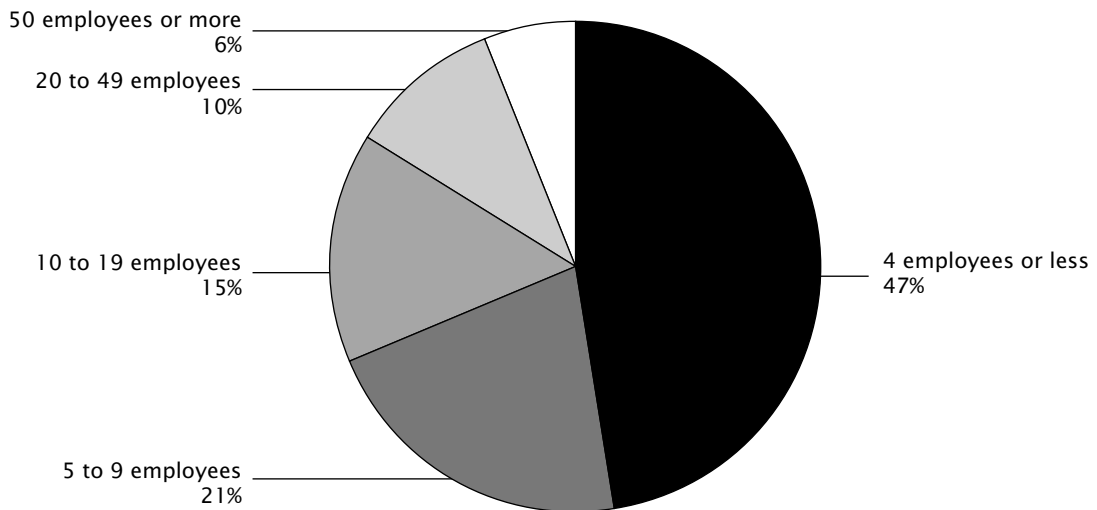


Figure 4.

### Percent Distribution of All Establishments by Employment Size: 1997

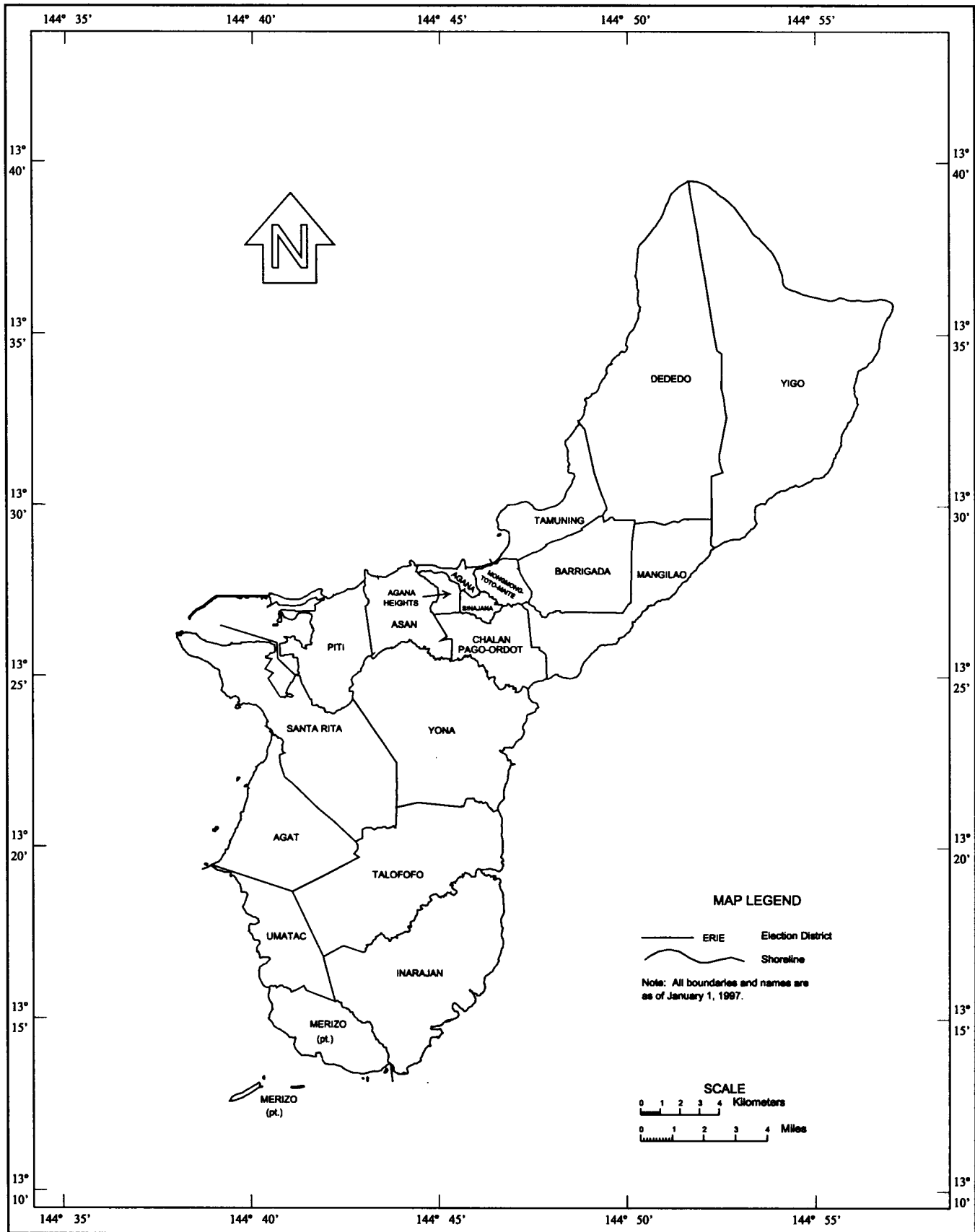
[Percents may not add to 100 because of rounding]



Employment size classes are based on number of paid employees for pay period including March 12.

# GUAM - Election Districts

[Effective September 1998, the name of the capital city of Guam has changed from "Agana" to "Hagåtña"]



U.S. DEPARTMENT OF COMMERCE Economics and Statistics Administration Bureau of the Census

**Table 1. General Statistics: 1997 and Earlier Census Years**

[Detail may not add to total because of rounding. For meaning of abbreviations and symbols, see introductory text. For explanation of terms, see Appendix A]

Industry division and year <sup>1</sup>	Establishments <sup>2</sup> (number)	Sales and receipts <sup>3</sup> (\$1,000)	Annual payroll (\$1,000)	First-quarter payroll (\$1,000)	Paid employees for pay period including March 12 <sup>4</sup> (number)	Proprietors and partners <sup>5</sup> (number)	Unpaid family workers <sup>6</sup> (number)
<b>TOTAL</b>							
1997 .....	2 707	4 639 812	749 859	189 056	42 477	908	129
1992 .....	1 955	3 017 553	567 109	135 916	33 057	826	337
1987 .....	1 490	1 509 589	220 934	50 547	18 582	546	371
1982 .....	1 377	D	115 606	27 995	11 871	559	507
1977 .....	900	606 202	74 256	17 414	10 405	381	N
1972 .....	710	340 396	54 296	N	11 128	393	N
<b>Construction</b>							
1997 .....	354	505 646	138 879	35 364	7 094	100	9
1992 .....	240	708 565	178 287	43 089	9 131	60	17
1987 .....	79	126 771	35 448	8 328	2 705	7	1
1982 .....	61	60 186	16 331	3 950	1 383	9	14
1977 .....	74	85 467	19 965	4 537	2 533	9	N
1972 .....	70	50 154	16 510	N	2 974	35	N
<b>Manufacturing</b>							
1997 .....	60	164 907	33 044	8 313	1 320	25	4
1992 .....	48	110 488	22 973	5 753	1 130	15	8
1987 .....	38	80 901	17 470	3 795	1 320	3	1
1982 .....	22	D	8 378	2 034	638	4	-
1977 .....	20	172 617	6 131	1 477	686	3	N
1972 .....	29	62 635	6 751	1 565	1 201	6	N
1967 .....	23	13 460	3 159	731	816	16	N
1963 .....	12	5 035	1 172	N	358	3	N
1958 .....	9	2 797	517	N	176	3	N
<b>Wholesale Trade</b>							
1997 .....	270	940 542	77 335	19 139	3 393	28	-
1992 .....	154	427 746	31 985	7 749	1 715	23	4
1987 .....	94	244 650	18 507	4 593	1 392	10	6
1982 .....	89	164 885	12 752	3 179	981	13	12
1977 .....	51	77 775	5 180	1 185	546	10	N
1972 .....	60	60 737	5 742	1 323	945	12	N
1967 .....	38	25 428	1 920	447	428	22	N
1963 .....	33	13 850	1 246	N	382	15	N
1958 .....	20	8 941	972	N	245	8	N
<b>Retail Trade</b>							
1997 .....	1 091	1 840 348	220 744	55 789	15 334	399	74
1992 .....	886	1 114 322	141 085	33 486	9 565	453	237
1987 .....	804	786 169	78 733	18 314	7 344	329	273
1982 .....	802	412 882	46 618	11 311	5 400	349	401
1977 .....	531	215 201	25 630	6 067	4 070	254	N
1972 .....	416	137 573	16 768	3 877	3 867	259	N
1967 .....	387	62 978	7 983	1 743	2 643	266	N
1963 .....	310	42 609	4 869	N	1 773	308	N
1958 .....	341	33 303	4 706	N	1 955	265	N
<b>Service Industries<sup>7</sup></b>							
1997 .....	932	1 188 369	279 857	70 451	15 336	356	42
1992 .....	627	656 432	192 779	45 839	11 516	275	71
1987 .....	475	271 098	70 776	15 517	5 821	197	90
1982 .....	403	118 934	31 527	7 521	3 469	184	80
1977 .....	224	55 142	17 350	4 149	2 570	105	N
1972 .....	135	29 297	8 525	1 699	2 141	81	N
1967 .....	105	5 798	1 552	373	516	97	N
1963 .....	88	2 401	675	N	301	86	N
1958 .....	87	2 761	559	N	294	65	N

<sup>1</sup>Revisions of Standard Industrial Classification Manual in 1972 and 1987 resulted in some reclassification.

<sup>2</sup>1997 data include only establishments with payroll. Data for 1992 and earlier censuses include nonemployer establishments engaged in retail and certain service industries. In 1992, there were 146 nonemployer retail establishments and 54 nonemployer service industries establishments.

<sup>3</sup>For construction and manufacturing, see Appendix A for explanation of terms and problems of duplication.

<sup>4</sup>For 1967, 1972, 1977, 1982, 1987, 1992 and 1997, data are for pay period including March 12; for 1958 and 1963, data are for week ending nearest November 15.

<sup>5</sup>For 1967, 1972, 1977, 1982, 1987, 1992 and 1997, data include only those who worked 15 hours or more during week including March 12; for 1958 and 1963, data are for week ending nearest November 15.

<sup>6</sup>Data first collected in 1982. Includes only those who worked 15 hours or more during week including March 12.

<sup>7</sup>Starting in 1977, includes travel agencies; dental laboratories; and legal, engineering, architectural, and surveying services.

**Table 2. General Statistics by Legal Form of Organization: 1997**

[Detail may not add to total because of rounding. For meaning of abbreviations and symbols, see introductory text. For explanation of terms, see Appendix A]

Industry division and legal form of organization	Establishments (number)	Sales and receipts <sup>1</sup> (\$1,000)	Annual payroll (\$1,000)	First-quarter payroll (\$1,000)	Paid employees for pay period including March 12 (number)	Proprietors and partners <sup>2</sup> (number)	Unpaid family workers <sup>2</sup> (number)
<b>Total</b> .....	<b>2 707</b>	<b>4 639 812</b>	<b>749 859</b>	<b>189 056</b>	<b>42 477</b>	<b>908</b>	<b>129</b>
Corporations .....	1 939	4 438 132	709 203	178 534	38 535	—	—
Individual proprietorships .....	695	162 242	33 807	8 575	3 399	765	125
Partnerships .....	71	D	D	D	f	D	D
Other .....	2	D	D	D	a	D	D
<b>Construction</b> .....	<b>354</b>	<b>505 646</b>	<b>138 879</b>	<b>35 364</b>	<b>7 094</b>	<b>100</b>	<b>9</b>
Corporations .....	263	486 846	132 796	33 804	6 585	—	—
Individual proprietorships .....	88	16 812	5 734	1 383	473	95	9
Partnerships .....	3	1 988	349	177	36	5	—
Other .....	—	—	—	—	—	—	—
<b>Manufacturing</b> .....	<b>60</b>	<b>164 907</b>	<b>33 044</b>	<b>8 313</b>	<b>1 320</b>	<b>25</b>	<b>4</b>
Corporations .....	40	162 031	32 263	8 105	1 255	—	—
Individual proprietorships .....	18	D	D	D	b	D	D
Partnerships .....	2	D	D	D	a	D	D
Other .....	—	—	—	—	—	—	—
<b>Wholesale trade</b> .....	<b>270</b>	<b>940 542</b>	<b>77 335</b>	<b>19 139</b>	<b>3 393</b>	<b>28</b>	<b>—</b>
Corporations .....	245	929 027	76 207	18 840	3 323	—	—
Individual proprietorships .....	22	D	D	D	b	D	D
Partnerships .....	3	D	D	D	a	D	D
Other .....	—	—	—	—	—	—	—
<b>Retail trade</b> .....	<b>1 091</b>	<b>1 840 348</b>	<b>220 744</b>	<b>55 789</b>	<b>15 334</b>	<b>399</b>	<b>74</b>
Corporations .....	754	1 744 003	206 670	52 041	13 789	—	—
Individual proprietorships .....	296	73 631	10 554	2 682	1 178	323	72
Partnerships .....	39	D	D	D	e	D	D
Other .....	2	D	D	D	a	D	D
<b>Service industries</b> .....	<b>932</b>	<b>1 188 369</b>	<b>279 857</b>	<b>70 451</b>	<b>15 336</b>	<b>356</b>	<b>42</b>
Corporations .....	637	1 116 225	261 267	65 744	13 583	—	—
Individual proprietorships .....	271	61 229	16 084	4 120	1 638	304	40
Partnerships .....	24	10 915	2 506	587	115	52	2
Other .....	—	—	—	—	—	—	—

<sup>1</sup>For construction and manufacturing, see Appendix A for explanation of terms and problems of duplication.

<sup>2</sup>Includes only those who worked 15 hours or more during week including March 12.



**Table 3. General Statistics by Sales and Receipts Size: 1997**

[Detail may not add to total because of rounding. For meaning of abbreviations and symbols, see introductory text. For explanation of terms, see Appendix A]

Industry division and sales and receipts size	Establishments (number)	Sales and receipts <sup>1</sup> (\$1,000)	Annual payroll (\$1,000)	First-quarter payroll (\$1,000)	Paid employees for pay period including March 12 (number)	Proprietors and partners <sup>2</sup> (number)	Unpaid family workers <sup>2</sup> (number)
<b>Total</b> .....	<b>2 707</b>	<b>4 639 812</b>	<b>749 859</b>	<b>189 056</b>	<b>42 477</b>	<b>908</b>	<b>129</b>
Less than \$5,000 .....	19	60	20	10	9	10	1
\$5,000 to \$9,999 .....	23	168	63	26	14	12	2
\$10,000 to \$24,999 .....	97	1 580	479	133	90	55	5
\$25,000 to \$49,999 .....	172	6 378	1 885	493	272	104	11
\$50,000 to \$99,999 .....	315	23 177	6 960	1 764	752	168	28
\$100,000 to \$249,999 .....	554	92 571	25 544	6 388	2 314	249	49
\$250,000 to \$499,999 .....	490	173 670	44 903	11 132	3 531	159	16
\$500,000 to \$999,999 .....	385	273 239	68 318	16 280	4 466	111	12
\$1,000,000 or more .....	652	4 068 969	601 687	152 830	31 029	40	5
<b>Construction</b> .....	<b>354</b>	<b>505 646</b>	<b>138 879</b>	<b>35 364</b>	<b>7 094</b>	<b>100</b>	<b>9</b>
Less than \$5,000 .....	5	D	D	D	a	D	D
\$5,000 to \$9,999 .....	5	D	D	D	a	D	D
\$10,000 to \$24,999 .....	15	239	82	36	16	4	—
\$25,000 to \$49,999 .....	27	1 059	313	83	50	12	—
\$50,000 to \$99,999 .....	36	2 611	935	215	94	19	2
\$100,000 to \$249,999 .....	73	11 843	4 469	1 113	399	32	5
\$250,000 to \$499,999 .....	54	18 677	6 243	1 600	513	20	1
\$500,000 to \$999,999 .....	50	35 291	13 638	3 092	821	6	—
\$1,000,000 or more .....	89	435 874	113 182	29 220	5 198	2	1
<b>Manufacturing</b> .....	<b>60</b>	<b>164 907</b>	<b>33 044</b>	<b>8 313</b>	<b>1 320</b>	<b>25</b>	<b>4</b>
Less than \$5,000 .....	—	—	—	—	—	—	—
\$5,000 to \$9,999 .....	1	D	D	D	a	D	D
\$10,000 to \$24,999 .....	3	D	D	D	a	D	D
\$25,000 to \$49,999 .....	5	181	70	18	6	3	1
\$50,000 to \$99,999 .....	7	530	108	22	9	7	1
\$100,000 to \$249,999 .....	11	1 746	566	135	38	4	—
\$250,000 to \$499,999 .....	9	3 037	929	207	53	7	—
\$500,000 to \$999,999 .....	5	2 876	729	118	37	1	1
\$1,000,000 or more .....	19	156 471	30 622	7 806	1 173	—	—
<b>Wholesale trade</b> .....	<b>270</b>	<b>940 542</b>	<b>77 335</b>	<b>19 139</b>	<b>3 393</b>	<b>28</b>	<b>—</b>
Less than \$5,000 .....	—	—	—	—	—	—	—
\$5,000 to \$9,999 .....	2	D	D	D	a	D	D
\$10,000 to \$24,999 .....	2	D	D	D	a	D	D
\$25,000 to \$49,999 .....	9	332	102	26	10	2	—
\$50,000 to \$99,999 .....	16	1 124	260	70	27	5	—
\$100,000 to \$249,999 .....	35	5 670	1 114	312	84	4	—
\$250,000 to \$499,999 .....	41	15 248	2 206	551	152	8	—
\$500,000 to \$999,999 .....	41	30 063	3 937	965	219	5	—
\$1,000,000 or more .....	124	888 058	69 699	17 205	2 895	3	—
<b>Retail trade</b> .....	<b>1 091</b>	<b>1 840 348</b>	<b>220 744</b>	<b>55 789</b>	<b>15 334</b>	<b>399</b>	<b>74</b>
Less than \$5,000 .....	1	D	D	D	a	D	D
\$5,000 to \$9,999 .....	6	D	D	D	a	D	D
\$10,000 to \$24,999 .....	32	533	121	34	24	25	2
\$25,000 to \$49,999 .....	55	2 060	504	125	88	42	7
\$50,000 to \$99,999 .....	121	8 809	1 941	498	253	76	13
\$100,000 to \$249,999 .....	237	40 201	8 305	2 009	873	113	30
\$250,000 to \$499,999 .....	213	77 056	14 855	3 469	1 404	65	12
\$500,000 to \$999,999 .....	159	113 013	20 229	5 267	1 717	55	8
\$1,000,000 or more .....	267	1 598 635	174 778	44 383	10 971	16	1
<b>Service industries</b> .....	<b>932</b>	<b>1 188 369</b>	<b>279 857</b>	<b>70 451</b>	<b>15 336</b>	<b>356</b>	<b>42</b>
Less than \$5,000 .....	13	42	14	7	6	7	1
\$5,000 to \$9,999 .....	9	69	29	12	6	1	—
\$10,000 to \$24,999 .....	45	719	251	54	44	24	3
\$25,000 to \$49,999 .....	76	2 746	896	241	118	45	3
\$50,000 to \$99,999 .....	135	10 103	3 716	959	369	61	12
\$100,000 to \$249,999 .....	198	33 111	11 090	2 819	920	96	14
\$250,000 to \$499,999 .....	173	59 652	20 670	5 305	1 409	59	3
\$500,000 to \$999,999 .....	130	91 996	29 785	6 838	1 672	44	3
\$1,000,000 or more .....	153	989 931	213 406	54 216	10 792	19	3

<sup>1</sup>For construction and manufacturing, see Appendix A for explanation of terms and problems of duplication.  
<sup>2</sup>Includes only those who worked 15 hours or more during week including March 12.

**Table 4. General Statistics by Employment Size: 1997**

[Detail may not add to total because of rounding. For meaning of abbreviations and symbols, see introductory text. For explanation of terms, see Appendix A]

Industry division and employment size <sup>1</sup>	Establishments (number)	Sales and receipts <sup>2</sup> (\$1,000)	Annual payroll (\$1,000)	First-quarter payroll (\$1,000)	Paid employees for pay period including March 12 (number)	Proprietors and partners <sup>3</sup> (number)	Unpaid family workers <sup>3</sup> (number)
<b>Total</b> .....	<b>2 707</b>	<b>4 639 812</b>	<b>749 859</b>	<b>189 056</b>	<b>42 477</b>	<b>908</b>	<b>129</b>
No employees .....	250	51 901	9 877	—	—	113	8
1 to 4 employees .....	1 032	445 367	37 824	9 436	2 300	478	84
5 to 9 employees .....	570	333 364	60 890	15 158	3 771	174	20
10 to 19 employees .....	408	532 725	91 620	22 917	5 485	103	13
20 to 49 employees .....	282	910 970	143 247	35 987	8 656	37	4
50 employees or more .....	165	2 365 485	406 401	105 558	22 265	3	—
<b>Construction</b> .....	<b>354</b>	<b>505 646</b>	<b>138 879</b>	<b>35 364</b>	<b>7 094</b>	<b>100</b>	<b>9</b>
No employees .....	37	5 675	2 183	—	—	17	—
1 to 4 employees .....	114	24 067	5 088	1 229	256	46	7
5 to 9 employees .....	66	23 912	7 267	1 793	449	21	1
10 to 19 employees .....	48	45 881	12 075	2 874	654	8	—
20 to 49 employees .....	52	127 768	28 839	7 253	1 653	8	1
50 employees or more .....	37	278 343	83 427	22 215	4 082	—	—
<b>Manufacturing</b> .....	<b>60</b>	<b>164 907</b>	<b>33 044</b>	<b>8 313</b>	<b>1 320</b>	<b>25</b>	<b>4</b>
No employees .....	6	1 210	289	—	—	1	—
1 to 4 employees .....	23	2 329	612	161	55	16	3
5 to 9 employees .....	10	3 808	1 140	256	59	7	1
10 to 19 employees .....	9	15 018	3 088	712	146	1	—
20 to 49 employees .....	7	17 138	5 610	1 413	246	—	—
50 employees or more .....	5	125 404	22 305	5 771	814	—	—
<b>Wholesale trade</b> .....	<b>270</b>	<b>940 542</b>	<b>77 335</b>	<b>19 139</b>	<b>3 393</b>	<b>28</b>	<b>—</b>
No employees .....	15	10 113	864	—	—	—	—
1 to 4 employees .....	104	47 580	4 242	1 083	220	23	—
5 to 9 employees .....	58	77 322	6 904	1 723	366	4	—
10 to 19 employees .....	48	110 815	11 842	3 228	640	1	—
20 to 49 employees .....	30	231 604	21 080	5 270	882	—	—
50 employees or more .....	15	463 108	32 403	7 835	1 285	—	—
<b>Retail trade</b> .....	<b>1 091</b>	<b>1 840 348</b>	<b>220 744</b>	<b>55 789</b>	<b>15 334</b>	<b>399</b>	<b>74</b>
No employees .....	103	26 184	4 504	—	—	50	5
1 to 4 employees .....	402	90 529	12 579	3 092	917	222	48
5 to 9 employees .....	243	140 097	21 670	5 478	1 627	76	12
10 to 19 employees .....	176	241 032	30 686	7 632	2 345	33	8
20 to 49 employees .....	114	421 495	48 963	12 706	3 567	16	1
50 employees or more .....	53	921 011	102 342	26 881	6 878	2	—
<b>Service industries</b> .....	<b>932</b>	<b>1 188 369</b>	<b>279 857</b>	<b>70 451</b>	<b>15 336</b>	<b>356</b>	<b>42</b>
No employees .....	89	8 719	2 037	—	—	45	3
1 to 4 employees .....	389	280 862	15 303	3 871	852	171	26
5 to 9 employees .....	193	88 225	23 909	5 908	1 270	66	6
10 to 19 employees .....	127	119 979	33 929	8 471	1 700	60	5
20 to 49 employees .....	79	112 965	38 755	9 345	2 308	13	2
50 employees or more .....	55	577 619	165 924	42 856	9 206	1	—

<sup>1</sup>Employment size classes are based on number of paid employees for pay period including March 12.  
<sup>2</sup>For construction and manufacturing, see Appendix A for explanation of terms and problems of duplication.  
<sup>3</sup>Includes only those who worked 15 hours or more during week including March 12.

**Table 5. General Statistics by Industry and Kind of Business: 1997**

[Detail may not add to total because of rounding. For meaning of abbreviations and symbols, see introductory text. For explanation of terms, see Appendix A]

SIC code	Industry and kind of business	Establishments (number)	Sales and receipts <sup>1</sup> (\$1,000)	Annual payroll (\$1,000)	First-quarter payroll (\$1,000)	Paid employees for pay period including March 12 (number)	Proprietors and partners <sup>2</sup> (number)	Unpaid family workers <sup>3</sup> (number)
	<b>Total</b> .....	<b>2 707</b>	<b>4 639 812</b>	<b>749 859</b>	<b>189 056</b>	<b>42 477</b>	<b>908</b>	<b>129</b>
<b>15-17, 6552</b>	<b>Construction industries and subdividers and developers</b> .....	<b>354</b>	<b>505 646</b>	<b>138 879</b>	<b>35 364</b>	<b>7 094</b>	<b>100</b>	<b>9</b>
15	General building contractors .....	211	341 591	93 243	23 498	4 580	47	2
16	Heavy construction, except building .....	13	40 628	12 231	3 101	538	1	—
17	Special trade contractors .....	104	95 184	28 384	7 613	1 706	48	7
6552	Subdividers and developers, n.e.c. ....	26	28 243	5 021	1 152	270	4	—
<b>20-39</b>	<b>Manufacturing</b> .....	<b>60</b>	<b>164 907</b>	<b>33 044</b>	<b>8 313</b>	<b>1 320</b>	<b>25</b>	<b>4</b>
20	Food and kindred products .....	11	24 333	3 847	919	200	4	1
23	Apparel and other textile products .....	2	D	D	D	b	D	D
24	Lumber and wood products .....	1	D	D	D	a	D	D
27	Printing and publishing .....	25	40 307	10 648	2 549	434	14	1
28	Chemicals and allied products .....	3	D	D	D	b	D	D
29	Petroleum and coal products .....	1	D	D	D	e	D	D
32	Stone, clay, and glass products .....	5	16 914	5 093	974	173	—	—
34	Fabricated metal products .....	6	4 367	1 249	315	51	1	—
35	Industrial machinery and equipment .....	1	D	D	D	a	D	D
39	Miscellaneous manufacturing industries .....	5	922	217	20	9	3	1
<b>50-51</b>	<b>Wholesale trade</b> .....	<b>270</b>	<b>940 542</b>	<b>77 335</b>	<b>19 139</b>	<b>3 393</b>	<b>28</b>	<b>—</b>
50	Durable goods .....	127	218 985	25 040	6 543	1 070	17	—
501	Motor vehicles, parts, and supplies .....	1	D	D	D	a	D	D
502	Furniture and homefurnishings .....	1	D	D	D	b	D	D
503	Lumber and construction materials .....	11	32 381	2 494	509	99	—	—
504	Professional and commercial equipment .....	21	42 213	6 039	1 833	196	1	—
506	Electrical goods .....	12	D	D	D	b	D	D
507	Hardware, plumbing, and heating equipment .....	7	38 305	5 555	1 331	173	—	—
508	Machinery, equipment, and supplies .....	11	25 317	3 394	885	139	5	—
509	Miscellaneous durable goods .....	21	24 848	2 009	491	122	3	—
51	Nondurable goods .....	143	721 557	52 295	12 596	2 323	11	—
511	Paper and paper products .....	4	4 970	693	180	34	1	—
512	Drugs, proprietaries, and sundries .....	4	15 186	612	156	45	—	—
513	Apparel, piece goods, and notions .....	3	D	D	D	b	D	D
514	Groceries and related products .....	47	254 473	22 608	5 611	1 132	—	—
516	Chemicals and allied products .....	3	D	D	D	a	D	D
517	Petroleum and petroleum products .....	6	265 319	10 854	2 549	232	—	—
518	Beer, wine, and distilled beverages .....	8	52 768	5 219	1 199	233	—	—
519	Miscellaneous nondurable goods .....	9	61 256	4 250	1 033	241	4	—
<b>52-59</b>	<b>Retail trade</b> .....	<b>1 091</b>	<b>1 840 348</b>	<b>220 744</b>	<b>55 789</b>	<b>15 334</b>	<b>399</b>	<b>74</b>
52	Building materials and garden supplies .....	28	71 179	10 078	2 423	519	6	—
521	Lumber and other building materials .....	4	D	D	D	b	D	D
523	Paint, glass, and wallpaper stores .....	1	D	D	D	a	D	D
525	Hardware stores .....	17	61 137	7 972	1 934	406	—	—
526	Retail nurseries and garden stores .....	6	D	D	D	b	D	D
53	General merchandise stores .....	40	190 426	16 675	4 394	1 475	18	2
531	Department stores .....	4	147 865	12 988	3 446	1 235	—	—
539	Miscellaneous general merchandise stores .....	36	42 561	3 687	948	240	18	2
54	Food stores .....	156	295 600	26 249	6 650	1 792	57	16
541	Grocery stores .....	116	280 984	23 176	5 912	1 548	36	14
542	Meat and fish markets .....	10	3 554	353	103	42	11	2
543	Fruit and vegetable markets .....	2	D	D	D	a	D	D
544	Candy, nut, and confectionery stores .....	4	D	D	D	a	D	D
546	Retail bakeries .....	17	5 710	1 895	430	144	5	—
549	Miscellaneous food stores .....	7	3 217	476	126	37	2	—
55, ex. 554	Automotive dealers, excluding gasoline service stations .....	39	234 109	26 667	6 689	962	6	1
551	New and used car dealers .....	9	205 206	20 722	5 249	646	—	—
553	Auto and home supply stores .....	25	26 078	5 222	1 283	262	4	1
555	Boat dealers .....	5	2 825	723	157	54	2	—
554	Gasoline service stations .....	27	24 374	3 663	847	417	15	1
56	Apparel and accessory stores .....	126	112 833	13 458	3 319	1 138	46	13
561	Men's and boys' clothing stores .....	10	2 534	407	108	31	10	2
562	Women's clothing stores .....	36	46 368	3 329	944	293	17	1
563	Women's accessory and specialty stores .....	6	2 646	394	74	25	3	4
565	Family clothing stores .....	33	21 538	3 262	792	304	7	1
566	Shoe stores .....	14	23 361	3 286	760	270	4	2
569	Miscellaneous apparel and accessory stores .....	27	16 386	2 780	641	215	5	3
57	Furniture and homefurnishings stores .....	63	73 765	11 824	2 948	631	15	6
571	Furniture and homefurnishings stores .....	25	21 313	3 257	806	229	4	2
5712	Furniture stores .....	16	14 238	1 949	466	118	4	2
5719	Miscellaneous homefurnishings stores .....	9	7 075	1 308	340	111	—	—
572	Household appliance stores .....	10	14 134	2 509	593	114	3	1
573	Radio, television, and computer stores .....	28	38 318	6 058	1 549	288	8	3
5731	Radio, television, and electronic stores .....	10	9 707	1 535	379	87	4	2
5734	Computer and software stores .....	9	23 988	3 976	1 057	161	—	—
5735	Record and prerecorded tape stores .....	7	D	D	D	b	D	D
5736	Musical instrument stores .....	2	D	D	D	a	D	D
58	Eating and drinking places .....	342	219 569	57 848	14 928	5 465	172	28
5812	Eating places .....	243	183 561	48 878	12 606	4 454	109	21
5813	Drinking places .....	99	36 008	8 970	2 322	1 011	63	7
591	Drug stores and proprietary stores .....	15	14 719	2 636	674	143	1	—

See footnotes at end of table.

**Table 5. General Statistics by Industry and Kind of Business: 1997—Con.**

[Detail may not add to total because of rounding. For meaning of abbreviations and symbols, see introductory text. For explanation of terms, see Appendix A]

SIC code	Industry and kind of business	Establishments (number)	Sales and receipts <sup>1</sup> (\$1,000)	Annual payroll (\$1,000)	First-quarter payroll (\$1,000)	Paid employees for pay period including March 12 (number)	Proprietors and partners <sup>2</sup> (number)	Unpaid family workers <sup>3</sup> (number)
<b>52-59</b>	<b>Retail trade—Con.</b>							
59, ex. 591	Miscellaneous retail	255	603 774	51 646	12 917	2 792	63	7
592	Liquor stores	2	D	D	D	a	D	D
593	Used merchandise stores	4	D	D	D	b	D	D
594	Miscellaneous shopping goods stores	194	574 937	46 247	11 703	2 474	42	6
5941	Sporting goods and bicycle shops	21	21 753	4 414	1 064	280	4	—
5942	Book stores	10	5 463	688	154	61	2	—
5943	Stationery stores	7	9 735	1 567	367	67	2	—
5944	Jewelry stores	52	46 818	4 458	1 119	278	9	1
5945	Hobby, toy, and game shops	5	1 201	162	29	24	2	1
5946	Camera and photographic supply stores	1	D	D	D	a	D	D
5947	Gift, novelty, and souvenir shops	83	415 892	31 644	8 204	1 624	22	4
5948	Luggage and leather goods stores	12	72 394	3 031	682	110	—	—
5949	Sewing, needlework, and piece goods	3	D	D	D	b	D	D
596	Nonstore retailers	7	2 531	444	112	18	2	—
598	Fuel dealers	5	6 431	1 260	265	45	2	—
599	Retail stores, n.e.c.	43	14 767	3 371	757	226	12	1
5992	Florists	11	D	D	D	b	D	D
5993	Tobacco stores and stands	2	D	D	D	a	D	D
5994	News dealers and newsstands	1	D	D	D	a	D	D
5995	Optical goods stores	17	4 649	1 295	299	70	3	—
5999	Miscellaneous retail stores, n.e.c.	12	6 452	1 331	285	81	3	—
<b>472, 70-79 (ex. 702, 704), 8072, 8111, 84, 871, 8731, 8732, 8734, 874</b>	<b>Service industries</b>	<b>932</b>	<b>1 188 369</b>	<b>279 857</b>	<b>70 451</b>	<b>15 336</b>	<b>356</b>	<b>42</b>
472	Passenger transportation arrangement	125	143 106	45 625	11 735	1 940	14	3
4724	Travel agencies	55	56 419	17 234	4 143	685	7	1
4725	Tour operators	60	66 101	22 589	5 693	953	7	2
4729	Passenger transportation arrangement, n.e.c.	10	20 586	5 802	1 899	302	—	—
70, ex. 702, 704	Hotels and other lodging places	45	D	D	D	i	D	D
701	Hotels and motels	44	459 966	117 481	30 587	6 165	3	1
703	Camps and recreational vehicle parks	1	D	D	D	a	D	D
72	Personal services	80	32 091	8 471	2 198	621	48	2
721	Laundry, cleaning, and garment services	13	12 830	3 335	934	248	10	1
7215	Coin-operated laundries and cleaning	6	680	103	57	15	5	—
7217	Carpet and upholstery cleaning	2	D	D	D	a	D	D
7218	Industrial launderers	2	D	D	D	c	D	D
7219	Laundry and garment services, n.e.c.	3	D	D	D	a	D	D
722	Photographic studios, portrait	2	D	D	D	a	D	D
723	Beauty shops	38	4 670	1 965	486	129	26	1
724	Barber shops	11	D	D	D	b	D	D
726	Funeral service and crematories	7	6 147	1 767	197	67	—	—
729	Miscellaneous personal services	9	6 811	1 697	385	112	3	—
73	Business services	209	95 446	32 632	8 018	2 632	87	15
731	Advertising	21	13 140	4 103	984	148	7	—
7311	Advertising agencies	20	D	D	D	c	D	D
7313	Radio, TV, publisher representatives	1	D	D	D	a	D	D
732	Credit reporting and collection	4	1 994	985	193	49	—	—
733	Mailing, reproduction, stenographic	12	3 339	875	206	70	8	—
734	Services to buildings	49	20 013	7 985	1 879	711	32	5
735	Miscellaneous equipment rental and leasing	53	26 639	5 803	1 503	364	19	4
736	Personnel supply services	8	4 116	2 659	650	441	2	—
737	Computer and data processing services	13	7 641	2 762	756	107	3	3
738	Miscellaneous business services	49	18 564	7 460	1 847	742	16	3
7381	Detective and armored car services	8	D	D	D	e	D	D
7382	Security systems services	2	D	D	D	b	D	D
7384	Photofinishing laboratories	12	7 853	2 208	508	119	7	1
7389	Bbusiness services, n.e.c.	27	5 786	2 020	498	141	8	1
75	Auto repair, services, and parking	116	50 196	12 033	2 926	823	53	8
751	Automotive rentals, no drivers	29	23 059	5 086	1 273	362	2	—
7513	Truck rental and leasing, no drivers	1	D	D	D	b	D	D
7514	Passenger car rental	28	D	D	D	e	D	D
753	Automotive repair shops	80	25 322	6 226	1 477	408	48	7
7532	Top and body repair and paint shops	20	6 812	1 800	456	126	17	—
7533	Auto exhaust system repair shops	1	D	D	D	a	D	D
7534	Tire retreading and repair shops	3	D	D	D	a	D	D
7536	Automotive glass replacement shops	2	D	D	D	a	D	D
7538	General automotive repair shops	8	1 822	395	96	29	4	2
7539	Automotive repair shops, n.e.c.	46	13 454	3 594	844	229	26	5
754	Automotive services, except repair	7	1 815	721	176	53	3	1
76	Miscellaneous repair services	50	23 646	4 259	950	200	29	4
762	Electrical repair shops	30	20 522	3 688	813	158	14	2
763	Watch, clock, and jewelry repair	1	D	D	D	a	D	D
764	Reupholstery and furniture repair	2	D	D	D	a	D	D
769	Miscellaneous repair shops	17	2 899	529	127	38	11	—
78	Motion pictures	42	D	D	D	c	D	D
781	Motion picture production and services	4	D	D	D	b	D	D
783	Motion picture theaters	2	D	D	D	b	D	D
784	Video tape rentals	36	5 969	880	216	77	13	3
79	Amusement and recreation services	78	67 462	19 965	4 611	1 270	44	—
791	Dance studios, schools, and halls	1	D	D	D	a	D	D
792	Producers, orchestras, entertainers	3	D	D	D	c	D	D
793	Bowling centers	1	D	D	D	a	D	D
794	Commercial sports	3	D	D	D	c	D	D
799	Miscellaneous amusement, recreation services	70	59 007	17 443	4 002	992	40	—
7991	Physical fitness facilities	4	2 191	613	115	54	1	—
7992	Public golf courses	4	21 257	4 781	1 176	223	—	—
7993	Coin-operated amusement devices	8	3 325	756	185	54	9	—
7997	Membership sports and recreation clubs	3	446	93	20	8	2	—
7999	Amusement and recreation, n.e.c.	51	31 788	11 200	2 506	653	28	—

See footnotes at end of table.

**Table 5. General Statistics by Industry and Kind of Business: 1997—Con.**

[Detail may not add to total because of rounding. For meaning of abbreviations and symbols, see introductory text. For explanation of terms, see Appendix A]

SIC code	Industry and kind of business	Establishments (number)	Sales and receipts <sup>1</sup> (\$1,000)	Annual payroll (\$1,000)	First-quarter payroll (\$1,000)	Paid employees for pay period including March 12 (number)	Proprietors and partners <sup>2</sup> (number)	Unpaid family workers <sup>2</sup> (number)
<b>472, 70-79 (ex. 702, 704), 8072, 8111, 84, 871, 8731, 8732, 8734, 874</b>	<b>Service industries—Con.</b>							
81	Legal services .....	53	28 417	12 019	3 284	360	35	1
84	Museums, botanical, zoological gardens .....	1	D	D	D	a	D	D
842	Botanical and zoological gardens.....	1	D	D	D	a	D	D
87, ex. 872	Engineering and management services .....	133	274 772	24 800	5 564	1 145	29	3
871	Engineering and architectural services .....	67	42 765	17 087	3 886	571	8	—
8711	Engineering services .....	43	30 452	11 903	2 815	399	4	—
8712	Architectural services .....	19	11 092	4 479	910	126	3	—
8713	Surveying services .....	5	1 221	705	161	46	1	—
873, ex. 8733	Research and testing services .....	5	769	272	67	77	1	1
874	Management and public relations .....	61	231 238	7 441	1 611	497	20	2
8741	Management services .....	35	224 879	5 499	1 195	420	8	—
8742	Management consulting services .....	3	1 298	329	79	16	3	—
8748	Business consulting, n.e.c.....	23	5 061	1 613	337	61	9	2

<sup>1</sup>For construction and manufacturing, see Appendix A for explanation of terms and problems of duplication.  
<sup>2</sup>Includes only those who worked 15 hours or more during week including March 12.

**Table 6. General Statistics by Industry and Kind of Business for Election Districts: 1997**

[Detail may not add to total because of rounding. For meaning of abbreviations and symbols, see introductory text. For explanation of terms, see Appendix A]

SIC code	Industry and kind of business	Establishments (number)	Sales and receipts <sup>1</sup> (\$1,000)	Annual payroll (\$1,000)	First-quarter payroll (\$1,000)	Paid employees for pay period including March 12 (number)	Proprietors and partners <sup>2</sup> (number)	Unpaid family workers <sup>2</sup> (number)
	<b>Agana</b> .....	<b>411</b>	<b>765 971</b>	<b>85 260</b>	<b>21 094</b>	<b>4 487</b>	<b>162</b>	<b>17</b>
<b>15-17, 6552</b>	<b>Construction industries and subdividers and developers</b> .....	<b>32</b>	<b>24 105</b>	<b>7 376</b>	<b>1 836</b>	<b>496</b>	<b>12</b>	<b>-</b>
15	General building contractors .....	20	18 302	5 564	1 400	323	7	-
17	Special trade contractors .....	10	D	D	D	c	D	D
6552	Subdividers and developers, n.e.c. ....	2	D	D	D	a	D	D
<b>20-39</b>	<b>Manufacturing</b> .....	<b>10</b>	<b>28 757</b>	<b>6 100</b>	<b>1 495</b>	<b>273</b>	<b>6</b>	<b>-</b>
<b>50-51</b>	<b>Wholesale trade</b> .....	<b>30</b>	<b>234 454</b>	<b>13 322</b>	<b>3 615</b>	<b>419</b>	<b>2</b>	<b>-</b>
50	Durable goods .....	15	50 141	5 734	1 792	164	1	-
51	Nondurable goods .....	15	184 313	7 588	1 823	255	1	-
<b>52-59</b>	<b>Retail trade</b> .....	<b>149</b>	<b>171 637</b>	<b>23 517</b>	<b>5 676</b>	<b>1 719</b>	<b>64</b>	<b>11</b>
52	Building materials and garden supplies .....	3	D	D	D	c	D	D
53	General merchandise stores .....	2	D	D	D	c	D	D
54	Food stores .....	16	52 664	4 973	1 251	312	3	-
55, ex. 554	Automotive dealers, excluding gasoline service stations .....	7	11 866	1 561	402	82	-	-
554	Gasoline service stations .....	6	D	D	D	b	D	D
56	Apparel and accessory stores .....	13	8 633	1 297	316	124	7	-
57	Furniture and homefurnishings stores .....	15	10 982	1 612	407	105	8	3
58	Eating and drinking places .....	48	22 632	5 095	1 055	435	29	7
5812	Eating places .....	35	20 775	4 697	915	375	17	2
5813	Drinking places .....	13	1 857	398	140	60	12	5
59, ex. 591	Miscellaneous retail .....	39	16 943	2 288	521	213	14	1
<b>472, 70-79 (ex. 702, 704), 8072, 8111, 84, 871, 8731, 8732, 8734, 874</b>	<b>Service industries</b> .....	<b>190</b>	<b>307 018</b>	<b>34 945</b>	<b>8 472</b>	<b>1 580</b>	<b>78</b>	<b>6</b>
472	Passenger transportation arrangement .....	22	11 290	2 938	686	161	3	2
4724	Travel agencies .....	12	4 304	836	206	54	1	-
4725	Tour operators .....	7	4 752	1 420	311	64	2	2
4729	Passenger transportation arrangement, n.e.c. ....	3	2 234	682	169	43	-	-
70, ex. 702, 704	Hotels and other lodging places .....	1	D	D	D	a	D	D
72	Personal services .....	13	6 110	1 139	301	121	6	-
73	Business services .....	40	16 944	5 599	1 264	434	18	-
731	Advertising .....	5	3 889	859	178	30	4	-
7311	Advertising agencies .....	5	3 889	859	178	30	4	-
732	Credit reporting and collection .....	2	D	D	D	a	D	D
733	Mailing, reproduction, stenographic .....	3	465	195	39	11	2	-
734	Services to buildings .....	7	2 790	916	192	136	4	-
735	Miscellaneous equipment rental and leasing .....	8	4 383	738	165	49	5	-
736	Personnel supply services .....	3	D	D	D	c	D	D
737	Computer and data processing services .....	4	1 689	707	184	34	1	-
738	Miscellaneous business services .....	8	1 353	470	124	44	1	-
7381	Detective and armored car services .....	1	D	D	D	a	D	D
7384	Photofinishing laboratories .....	3	741	213	49	16	1	-
7389	Business services, n.e.c. ....	4	D	D	D	b	D	D
75	Auto repair, services, and parking .....	13	2 836	927	258	54	9	2
76	Miscellaneous repair services .....	10	D	D	D	a	D	D
78	Motion pictures .....	6	5 470	1 148	259	64	1	1
79	Amusement and recreation services .....	9	2 785	780	192	57	4	-
81	Legal services .....	44	26 869	11 634	3 182	340	26	1
87, ex. 872	Engineering and management services .....	32	233 419	10 459	2 248	334	3	-
871	Engineering and architectural services .....	18	18 154	7 597	1 698	226	1	-
8711	Engineering services .....	10	8 933	3 843	976	120	-	-
8712	Architectural services .....	5	D	D	D	b	D	D
8713	Surveying services .....	3	D	D	D	b	D	D
874	Management and public relations .....	14	215 265	2 862	550	108	2	-
8741	Management services .....	12	D	D	D	b	D	D
8742	Management consulting services .....	1	D	D	D	a	D	D
8748	Business consulting, n.e.c. ....	1	D	D	D	a	D	D
	<b>Agana Heights</b> .....	<b>4</b>	<b>D</b>	<b>D</b>	<b>D</b>	<b>a</b>	<b>D</b>	<b>D</b>
<b>52-59</b>	<b>Retail trade</b> .....	<b>2</b>	<b>D</b>	<b>D</b>	<b>D</b>	<b>a</b>	<b>D</b>	<b>D</b>
<b>472, 70-79 (ex. 702, 704), 8072, 8111, 84, 871, 8731, 8732, 8734, 874</b>	<b>Service industries</b> .....	<b>2</b>	<b>D</b>	<b>D</b>	<b>D</b>	<b>a</b>	<b>D</b>	<b>D</b>
	<b>Agat</b> .....	<b>36</b>	<b>31 519</b>	<b>5 370</b>	<b>1 659</b>	<b>402</b>	<b>12</b>	<b>5</b>
<b>15-17, 6552</b>	<b>Construction industries and subdividers and developers</b> .....	<b>2</b>	<b>D</b>	<b>D</b>	<b>D</b>	<b>b</b>	<b>D</b>	<b>D</b>
<b>20-39</b>	<b>Manufacturing</b> .....	<b>2</b>	<b>D</b>	<b>D</b>	<b>D</b>	<b>b</b>	<b>D</b>	<b>D</b>

See footnotes at end of table.

Table 6. **General Statistics by Industry and Kind of Business for Election Districts: 1997—Con.**

[Detail may not add to total because of rounding. For meaning of abbreviations and symbols, see introductory text. For explanation of terms, see Appendix A]

SIC code	Industry and kind of business	Establishments (number)	Sales and receipts <sup>1</sup> (\$1,000)	Annual payroll (\$1,000)	First-quarter payroll (\$1,000)	Paid employees for pay period including March 12 (number)	Proprietors and partners <sup>2</sup> (number)	Unpaid family workers <sup>2</sup> (number)
	<b>Agat—Con.</b>							
52-59	<b>Retail trade</b> .....	19	15 070	1 775	643	211	8	2
472, 70-79 (ex. 702, 704), 8072, 8111, 84, 871, 8731, 8732, 8734, 874	<b>Service industries</b> .....	13	5 517	1 519	420	79	4	3
	<b>Asan</b> .....	14	5 199	1 747	421	100	5	2
15-17, 6552	<b>Construction industries and subdividers and developers</b> .....	1	D	D	D	a	D	D
50-51	<b>Wholesale trade</b> .....	1	D	D	D	a	D	D
52-59	<b>Retail trade</b> .....	6	D	D	D	b	D	D
472, 70-79 (ex. 702, 704), 8072, 8111, 84, 871, 8731, 8732, 8734, 874	<b>Service industries</b> .....	6	D	D	D	b	D	D
	<b>Barrigada</b> .....	197	155 499	29 283	7 445	1 859	89	6
15-17, 6552	<b>Construction industries and subdividers and developers</b> .....	50	48 773	13 642	3 627	661	19	—
20-39	<b>Manufacturing</b> .....	3	D	D	D	b	D	D
50-51	<b>Wholesale trade</b> .....	25	31 639	4 130	1 045	232	5	—
50	Durable goods .....	11	16 455	2 338	649	137	2	—
51	Nondurable goods .....	14	15 184	1 792	396	95	3	—
52-59	<b>Retail trade</b> .....	70	48 606	7 162	1 678	641	39	5
52	Building materials and garden supplies .....	4	3 361	476	102	14	2	—
53	General merchandise stores .....	3	D	D	D	b	D	D
54	Food stores .....	16	9 036	1 596	395	119	9	3
55, ex. 554	Automotive dealers, excluding gasoline service stations .....	1	D	D	D	a	D	D
554	Gasoline service stations .....	1	D	D	D	b	D	D
56	Apparel and accessory stores .....	10	6 367	997	248	95	7	—
57	Furniture and homefurnishings stores .....	3	D	D	D	a	D	D
58	Eating and drinking places .....	23	6 446	1 551	366	296	10	—
5812	Eating places .....	17	5 931	1 448	347	287	7	—
5813	Drinking places .....	6	515	103	19	9	3	—
59, ex. 591	Miscellaneous retail .....	9	2 986	966	168	21	6	1
472, 70-79 (ex. 702, 704), 8072, 8111, 84, 871, 8731, 8732, 8734, 874	<b>Service industries</b> .....	49	D	D	D	e	D	D
472	Passenger transportation arrangement .....	4	3 974	622	148	47	3	—
70, ex. 702, 704	Hotels and other lodging places .....	2	D	D	D	b	D	D
72	Personal services .....	4	197	86	23	33	2	—
73	Business services .....	13	4 528	1 144	296	79	9	—
75	Auto repair, services, and parking .....	8	1 599	490	133	34	3	—
753	Automotive repair shops .....	8	1 599	490	133	34	3	—
76	Miscellaneous repair services .....	5	5 791	749	167	23	1	—
78	Motion pictures .....	4	88	22	4	2	2	—
784	Video tape rentals .....	4	88	22	4	2	2	—
79	Amusement and recreation services .....	1	D	D	D	b	D	D
81	Legal services .....	2	D	D	D	a	D	D
87, ex. 872	Engineering and management services .....	6	471	183	55	16	3	—
	<b>Chalan Pago-Ordot</b> .....	23	10 196	2 711	696	199	9	—
15-17, 6552	<b>Construction industries and subdividers and developers</b> .....	3	D	D	D	b	D	D
20-39	<b>Manufacturing</b> .....	1	D	D	D	a	D	D

See footnotes at end of table.

**Table 6. General Statistics by Industry and Kind of Business for Election Districts: 1997—Con.**

[Detail may not add to total because of rounding. For meaning of abbreviations and symbols, see introductory text. For explanation of terms, see Appendix A]

SIC code	Industry and kind of business	Establishments (number)	Sales and receipts <sup>1</sup> (\$1,000)	Annual payroll (\$1,000)	First-quarter payroll (\$1,000)	Paid employees for pay period including March 12 (number)	Proprietors and partners <sup>2</sup> (number)	Unpaid family workers <sup>2</sup> (number)
<b>Chalan Pago-Ordot—Con.</b>								
<b>52-59</b>	<b>Retail trade</b> .....	<b>8</b>	<b>4 334</b>	<b>531</b>	<b>114</b>	<b>52</b>	<b>3</b>	<b>—</b>
52	Building materials and garden supplies .....	1	D	D	D	a	D	D
53	General merchandise stores .....	1	D	D	D	a	D	D
54	Food stores .....	2	D	D	D	a	D	D
58	Eating and drinking places .....	3	3 059	428	104	49	—	—
5812	Eating places .....	3	3 059	428	104	49	—	—
59, ex. 591	Miscellaneous retail .....	1	D	D	D	a	D	D
<b>472, 70-79</b> <b>(ex. 702, 704, 8072, 8111, 84, 871, 8731, 8732, 8734, 874)</b>	<b>Service industries</b> .....	<b>11</b>	<b>2 792</b>	<b>1 618</b>	<b>440</b>	<b>120</b>	<b>6</b>	<b>—</b>
472	Passenger transportation arrangement .....	1	D	D	D	a	D	D
72	Personal services .....	5	255	66	15	11	4	—
73	Business services .....	3	2 268	1 437	386	97	1	—
75	Auto repair, services, and parking .....	1	D	D	D	a	D	D
81	Legal services .....	1	D	D	D	a	D	D
	<b>Dededo</b> .....	<b>486</b>	<b>877 474</b>	<b>146 987</b>	<b>36 694</b>	<b>8 841</b>	<b>198</b>	<b>23</b>
<b>15-17, 6552</b>	<b>Construction industries and subdividers and developers</b> .....	<b>73</b>	<b>233 413</b>	<b>55 701</b>	<b>14 195</b>	<b>2 661</b>	<b>26</b>	<b>1</b>
<b>20-39</b>	<b>Manufacturing</b> .....	<b>12</b>	<b>8 495</b>	<b>2 113</b>	<b>480</b>	<b>134</b>	<b>5</b>	<b>1</b>
<b>50-51</b>	<b>Wholesale trade</b> .....	<b>58</b>	<b>231 931</b>	<b>18 620</b>	<b>4 406</b>	<b>1 025</b>	<b>6</b>	<b>—</b>
50	Durable goods .....	20	18 614	1 935	459	139	3	—
51	Nondurable goods .....	38	213 317	16 685	3 947	886	3	—
<b>52-59</b>	<b>Retail trade</b> .....	<b>209</b>	<b>315 644</b>	<b>45 106</b>	<b>10 956</b>	<b>3 131</b>	<b>84</b>	<b>12</b>
52	Building materials and garden supplies .....	5	16 258	1 959	434	90	—	—
53	General merchandise stores .....	8	36 014	3 431	905	325	3	—
54	Food stores .....	30	70 568	5 863	1 362	399	12	—
55, ex. 554	Automotive dealers, excluding gasoline service stations .....	12	32 952	4 785	986	196	2	1
554	Gasoline service stations .....	3	D	D	D	b	D	D
56	Apparel and accessory stores .....	34	28 298	4 365	1 049	367	14	3
57	Furniture and homefurnishings stores .....	12	17 612	2 493	604	136	3	1
58	Eating and drinking places .....	45	48 198	13 613	3 400	1 080	30	6
5812	Eating places .....	39	47 388	13 427	3 357	1 059	25	6
5813	Drinking places .....	6	810	186	43	21	5	—
591	Drug stores and proprietary stores .....	3	D	D	D	a	D	D
59, ex. 591	Miscellaneous retail .....	57	60 168	8 028	2 079	469	18	1
<b>472, 70-79</b> <b>(ex. 702, 704, 8072, 8111, 84, 871, 8731, 8732, 8734, 874)</b>	<b>Service industries</b> .....	<b>134</b>	<b>87 991</b>	<b>25 447</b>	<b>6 657</b>	<b>1 890</b>	<b>77</b>	<b>9</b>
472	Passenger transportation arrangement .....	5	10 517	3 638	1 348	226	—	—
70, ex. 702, 704	Hotels and other lodging places .....	1	D	D	D	c	D	D
72	Personal services .....	15	13 422	3 967	1 072	280	9	—
73	Business services .....	29	11 960	5 218	1 302	631	9	2
75	Auto repair, services, and parking .....	29	9 294	2 460	579	170	20	3
76	Miscellaneous repair services .....	10	8 392	1 102	241	60	7	2
78	Motion pictures .....	12	D	D	D	b	D	D
79	Amusement and recreation services .....	14	11 444	3 513	812	175	24	—
87, ex. 872	Engineering and management services .....	19	9 962	2 277	500	202	3	—
	<b>Inarajan</b> .....	<b>4</b>	<b>1 555</b>	<b>701</b>	<b>181</b>	<b>40</b>	<b>—</b>	<b>—</b>
<b>15-17, 6552</b>	<b>Construction industries and subdividers and developers</b> .....	<b>1</b>	<b>D</b>	<b>D</b>	<b>D</b>	<b>a</b>	<b>D</b>	<b>D</b>
<b>52-59</b>	<b>Retail trade</b> .....	<b>1</b>	<b>D</b>	<b>D</b>	<b>D</b>	<b>a</b>	<b>D</b>	<b>D</b>
<b>472, 70-79</b> <b>(ex. 702, 704, 8072, 8111, 84, 871, 8731, 8732, 8734, 874)</b>	<b>Service industries</b> .....	<b>2</b>	<b>D</b>	<b>D</b>	<b>D</b>	<b>b</b>	<b>D</b>	<b>D</b>

See footnotes at end of table.



Table 6. **General Statistics by Industry and Kind of Business for Election Districts: 1997—Con.**

[Detail may not add to total because of rounding. For meaning of abbreviations and symbols, see introductory text. For explanation of terms, see Appendix A]

SIC code	Industry and kind of business	Establishments (number)	Sales and receipts <sup>1</sup> (\$1,000)	Annual payroll (\$1,000)	First-quarter payroll (\$1,000)	Paid employees for pay period including March 12 (number)	Proprietors and partners <sup>2</sup> (number)	Unpaid family workers <sup>2</sup> (number)
15-17, 6552	Mangilao .....	48	121 643	19 338	5 274	949	24	5
	Construction industries and subdividers and developers .....	10	D	D	D	b	D	D
20-39	Manufacturing .....	2	D	D	D	e	D	D
50-51	Wholesale trade .....	4	D	D	D	b	D	D
52-59	Retail trade .....	19	31 327	3 560	1 014	265	9	2
472, 70-79 (ex. 702, 704), 8072, 8111, 84, 871, 8731, 8732, 8734, 874	Service industries .....	13	13 607	2 669	610	174	9	3
	Merizo .....	4	1 223	384	88	19	2	—
52-59	Retail trade .....	1	D	D	D	a	D	D
472, 70-79 (ex. 702, 704), 8072, 8111, 84, 871, 8731, 8732, 8734, 874	Service industries .....	3	D	D	D	a	D	D
	Mongmong-Toto-Maite .....	64	92 401	13 129	3 360	710	27	11
15-17, 6552	Construction industries and subdividers and developers .....	8	D	D	D	c	D	D
	General building contractors .....	6	6 270	2 289	587	134	1	1
17	Special trade contractors .....	2	D	D	D	a	D	D
20-39	Manufacturing .....	3	D	D	D	b	D	D
50-51	Wholesale trade .....	8	44 591	3 590	1 001	178	—	—
50	Durable goods .....	5	3 684	543	155	35	—	—
51	Nondurable goods .....	3	40 907	3 047	846	143	—	—
52-59	Retail trade .....	21	30 413	4 285	1 083	219	13	6
472, 70-79 (ex. 702, 704), 8072, 8111, 84, 871, 8731, 8732, 8734, 874	Service industries .....	24	D	D	D	c	D	D
	Passenger transportation arrangement .....	1	D	D	D	a	D	D
70, ex. 702, 704	Hotels and other lodging places .....	3	788	339	79	29	—	—
72	Personal services .....	4	159	18	6	4	2	—
73	Business services .....	10	2 945	793	180	44	5	2
78	Motion pictures .....	1	D	D	D	a	D	D
79	Amusement and recreation services .....	1	D	D	D	b	D	D
81	Legal services .....	1	D	D	D	a	D	D
87, ex. 872	Engineering and management services .....	3	D	D	D	a	D	D
871	Engineering and architectural services .....	1	D	D	D	a	D	D
8712	Architectural services .....	1	D	D	D	a	D	D
873, ex. 8733	Research and testing services .....	1	D	D	D	a	D	D
874	Management and public relations .....	1	D	D	D	a	D	D
8748	Business consulting, n.e.c. ....	1	D	D	D	a	D	D
15-17, 6552	Piti .....	35	51 267	9 744	2 454	533	10	4
	Construction industries and subdividers and developers .....	1	D	D	D	a	D	D
20-39	Manufacturing .....	1	D	D	D	b	D	D
50-51	Wholesale trade .....	5	10 375	1 384	354	63	—	—
51	Nondurable goods .....	5	10 375	1 384	354	63	—	—
52-59	Retail trade .....	10	D	D	D	c	D	D
53	General merchandise stores .....	1	D	D	D	a	D	D
54	Food stores .....	3	8 346	559	150	46	1	—
58	Eating and drinking places .....	5	970	160	45	30	3	1
59, ex. 591	Miscellaneous retail .....	1	D	D	D	b	D	D

See footnotes at end of table.

Table 6. **General Statistics by Industry and Kind of Business for Election Districts: 1997—Con.**

[Detail may not add to total because of rounding. For meaning of abbreviations and symbols, see introductory text. For explanation of terms, see Appendix A]

SIC code	Industry and kind of business	Establishments (number)	Sales and receipts <sup>1</sup> (\$1,000)	Annual payroll (\$1,000)	First-quarter payroll (\$1,000)	Paid employees for pay period including March 12 (number)	Proprietors and partners <sup>2</sup> (number)	Unpaid family workers <sup>2</sup> (number)
	<b>Piti—Con.</b>							
<b>472, 70-79</b> (ex. 702, 704), 8072, 8111, 84, 871, 8731, 8732, 8734, 874	<b>Service industries</b> .....	<b>18</b>	<b>20 621</b>	<b>5 450</b>	<b>1 301</b>	<b>295</b>	<b>4</b>	<b>2</b>
472	Passenger transportation arrangement .....	5	9 698	2 429	615	115	—	—
70, ex. 702, 704	Hotels and other lodging places .....	1	D	D	D	a	D	D
73	Business services .....	1	D	D	D	a	D	D
75	Auto repair, services, and parking .....	1	D	D	D	a	D	D
78	Motion pictures .....	1	D	D	D	a	D	D
79	Amusement and recreation services .....	4	7 029	2 317	496	131	1	—
84	Museums, botanical, zoological gardens .....	1	D	D	D	a	D	D
87, ex. 872	Engineering and management services .....	4	1 093	370	114	35	1	—
	<b>Santa Rita</b> .....	<b>7</b>	<b>2 239</b>	<b>952</b>	<b>196</b>	<b>139</b>	<b>4</b>	<b>2</b>
<b>50-51</b>	<b>Wholesale trade</b> .....	<b>1</b>	<b>D</b>	<b>D</b>	<b>D</b>	<b>a</b>	<b>D</b>	<b>D</b>
<b>472, 70-79</b> (ex. 702, 704), 8072, 8111, 84, 871, 8731, 8732, 8734, 874	<b>Service industries</b> .....	<b>6</b>	<b>D</b>	<b>D</b>	<b>D</b>	<b>c</b>	<b>D</b>	<b>D</b>
	<b>Sinajana</b> .....	<b>20</b>	<b>23 903</b>	<b>3 307</b>	<b>806</b>	<b>247</b>	<b>7</b>	<b>6</b>
<b>15-17, 6552</b>	<b>Construction industries and subdividers and developers</b> .....	<b>3</b>	<b>1 719</b>	<b>574</b>	<b>121</b>	<b>31</b>	<b>1</b>	<b>4</b>
<b>52-59</b>	<b>Retail trade</b> .....	<b>11</b>	<b>20 688</b>	<b>2 050</b>	<b>530</b>	<b>175</b>	<b>4</b>	<b>2</b>
<b>472, 70-79</b> (ex. 702, 704), 8072, 8111, 84, 871, 8731, 8732, 8734, 874	<b>Service industries</b> .....	<b>6</b>	<b>1 496</b>	<b>683</b>	<b>155</b>	<b>41</b>	<b>2</b>	<b>—</b>
	<b>Talofofo</b> .....	<b>10</b>	<b>13 931</b>	<b>4 171</b>	<b>854</b>	<b>207</b>	<b>5</b>	<b>2</b>
<b>52-59</b>	<b>Retail trade</b> .....	<b>5</b>	<b>3 700</b>	<b>688</b>	<b>164</b>	<b>51</b>	<b>4</b>	<b>1</b>
<b>472, 70-79</b> (ex. 702, 704), 8072, 8111, 84, 871, 8731, 8732, 8734, 874	<b>Service industries</b> .....	<b>5</b>	<b>10 231</b>	<b>3 483</b>	<b>690</b>	<b>156</b>	<b>1</b>	<b>1</b>
	<b>Tamuning</b> .....	<b>1 263</b>	<b>2 435 325</b>	<b>413 938</b>	<b>104 727</b>	<b>22 616</b>	<b>317</b>	<b>40</b>
<b>15-17, 6552</b>	<b>Construction industries and subdividers and developers</b> .....	<b>155</b>	<b>164 156</b>	<b>51 326</b>	<b>13 088</b>	<b>2 490</b>	<b>28</b>	<b>2</b>
15	General building contractors .....	88	91 367	29 879	7 561	1 469	12	1
16	Heavy construction, except building .....	7	36 455	10 696	2 712	461	—	—
17	Special trade contractors .....	40	30 916	9 610	2 500	503	13	1
6552	Subdividers and developers, n.e.c. ....	20	5 418	1 141	315	57	3	—
<b>20-39</b>	<b>Manufacturing</b> .....	<b>25</b>	<b>45 695</b>	<b>11 646</b>	<b>2 512</b>	<b>410</b>	<b>11</b>	<b>2</b>
<b>50-51</b>	<b>Wholesale trade</b> .....	<b>135</b>	<b>377 517</b>	<b>34 098</b>	<b>8 183</b>	<b>1 347</b>	<b>12</b>	<b>—</b>
50	Durable goods .....	72	124 469	13 817	3 378	573	9	—
51	Nondurable goods .....	63	253 048	20 281	4 805	774	3	—

See footnotes at end of table.

**Table 6. General Statistics by Industry and Kind of Business for Election Districts: 1997—Con.**

[Detail may not add to total because of rounding. For meaning of abbreviations and symbols, see introductory text. For explanation of terms, see Appendix A]

SIC code	Industry and kind of business	Establishments (number)	Sales and receipts <sup>1</sup> (\$1,000)	Annual payroll (\$1,000)	First-quarter payroll (\$1,000)	Paid employees for pay period including March 12 (number)	Proprietors and partners <sup>2</sup> (number)	Unpaid family workers <sup>2</sup> (number)
<b>Tamuning—Con.</b>								
<b>52-59</b>	<b>Retail trade</b> .....	<b>528</b>	<b>1 167 055</b>	<b>127 932</b>	<b>32 951</b>	<b>8 501</b>	<b>146</b>	<b>25</b>
52	Building materials and garden supplies .....	12	20 684	3 006	803	135	2	—
53	General merchandise stores .....	19	109 142	8 716	2 253	865	7	—
54	Food stores .....	51	90 310	7 912	1 970	516	14	3
55, ex. 554	Automotive dealers, excluding gasoline service stations .....	14	186 822	19 831	5 198	644	2	—
554	Gasoline service stations .....	5	7 200	1 266	283	126	3	—
56	Apparel and accessory stores .....	64	68 579	6 655	1 672	537	13	5
561	Men's and boys' clothing stores .....	3	798	114	36	7	2	—
562	Women's clothing stores .....	20	39 823	2 565	709	178	4	1
563	Women's accessory and specialty stores .....	5	D	D	D	a	D	D
565	Family clothing stores .....	11	8 550	1 176	301	121	2	1
566	Shoe stores .....	7	D	D	D	b	D	D
569	Miscellaneous apparel and accessory stores .....	18	10 052	1 713	387	139	1	1
57	Furniture and homefurnishings stores .....	27	26 197	4 676	1 147	258	3	1
571	Furniture and homefurnishings stores .....	15	13 171	2 361	587	157	2	—
572	Household appliance stores .....	3	5 193	1 033	253	43	—	—
573	Radio, television, and computer stores .....	9	7 833	1 282	307	58	1	1
58	Eating and drinking places .....	185	128 998	34 589	9 180	3 280	80	12
5812	Eating places .....	117	97 053	26 451	7 101	2 377	43	11
5813	Drinking places .....	68	31 945	8 138	2 079	903	37	1
591	Drug stores and proprietary stores .....	10	12 202	2 257	586	116	1	—
59, ex. 591	Miscellaneous retail .....	141	516 921	39 024	9 859	2 024	21	4
593	Used merchandise stores .....	3	D	D	D	a	D	D
594	Miscellaneous shopping goods stores .....	116	502 151	35 896	9 143	1 852	16	4
5941	Sporting goods and bicycle shops .....	12	13 442	2 545	663	203	1	—
5942	Book stores .....	3	D	D	D	b	D	D
5943	Stationery stores .....	3	D	D	D	b	D	D
5944	Jewelry stores .....	29	31 474	2 475	615	147	2	—
5946	Camera and photographic supply stores .....	1	D	D	D	a	D	D
5947	Gift, novelty, and souvenir shops .....	56	372 853	26 232	6 792	1 312	12	4
5948	Luggage and leather goods stores .....	11	D	D	D	c	D	D
5949	Sewing, needlework, and piece goods .....	1	D	D	D	a	D	D
596	Nonstore retailers .....	1	D	D	D	a	D	D
598	Fuel dealers .....	1	D	D	D	b	D	D
599	Retail stores, n.e.c. ....	20	8 598	2 018	478	127	3	—
<b>472, 70-79 (ex. 702, 704, 8072, 8111, 84, 871, 8731, 8732, 8734, 874)</b>	<b>Service industries</b> .....	<b>420</b>	<b>680 902</b>	<b>188 936</b>	<b>47 993</b>	<b>9 868</b>	<b>120</b>	<b>11</b>
472	Passenger transportation arrangement .....	85	104 773	35 454	8 793	1 358	8	1
4724	Travel agencies .....	38	48 371	15 932	3 813	599	6	1
4725	Tour operators .....	43	46 097	16 641	4 238	644	2	—
4729	Passenger transportation arrangement, n.e.c. ....	4	10 305	2 881	742	115	—	—
70, ex. 702, 704	Hotels and other lodging places .....	31	426 481	108 778	28 531	5 779	3	1
701	Hotels and motels .....	31	426 481	108 778	28 531	5 779	3	1
72	Personal services .....	27	10 235	2 771	674	139	19	1
73	Business services .....	86	48 634	15 679	3 816	1 091	27	7
731	Advertising .....	11	8 532	2 903	727	102	2	—
7311	Advertising agencies .....	11	8 532	2 903	727	102	2	—
732	Credit reporting and collection .....	1	D	D	D	a	D	D
733	Mailing, reproduction, stenographic .....	5	2 364	553	138	52	2	—
734	Services to buildings .....	18	6 272	2 549	586	189	9	2
735	Miscellaneous equipment rental and leasing .....	17	13 958	2 887	700	139	4	1
736	Personnel supply services .....	3	D	D	D	e	D	D
737	Computer and data processing services .....	5	2 757	1 090	285	21	1	3
738	Miscellaneous business services .....	26	11 786	4 304	1 037	281	8	1
75	Auto repair, services, and parking .....	51	31 467	6 777	1 606	463	17	—
751	Automotive rentals, no drivers .....	19	18 717	3 784	883	278	2	—
7514	Passenger car rental .....	19	18 717	3 784	883	278	2	—
753	Automotive repair shops .....	31	D	D	D	c	D	D
7532	Top and body repair and paint shops .....	8	3 276	1 011	267	79	8	—
7533	Auto exhaust system repair shops .....	1	D	D	D	a	D	D
7534	Tire retreading and repair shops .....	1	D	D	D	a	D	D
7536	Automotive glass replacement shops .....	2	D	D	D	a	D	D
7538	General automotive repair shops .....	3	D	D	D	a	D	D
7539	Automotive repair shops, n.e.c. ....	16	6 450	1 540	358	80	4	—
754	Automotive services, except repair .....	1	D	D	D	a	D	D
76	Miscellaneous repair services .....	19	7 376	1 862	433	85	11	1
762	Electrical repair shops .....	13	6 302	1 647	385	73	6	1
769	Miscellaneous repair shops .....	6	1 074	215	48	12	5	—
78	Motion pictures .....	15	2 822	725	157	48	5	—
79	Amusement and recreation services .....	42	22 253	7 008	1 692	495	14	—
81	Legal services .....	5	1 221	313	81	16	6	—

See footnotes at end of table.

Table 6. **General Statistics by Industry and Kind of Business for Election Districts: 1997—Con.**

[Detail may not add to total because of rounding. For meaning of abbreviations and symbols, see introductory text. For explanation of terms, see Appendix A]

SIC code	Industry and kind of business	Establishments (number)	Sales and receipts <sup>1</sup> (\$1,000)	Annual payroll (\$1,000)	First-quarter payroll (\$1,000)	Paid employees for pay period including March 12 (number)	Proprietors and partners <sup>2</sup> (number)	Unpaid family workers <sup>2</sup> (number)
	<b>Tamuning—Con.</b>							
	<b>Service industries—Con.</b>							
472, 70-79 (ex. 702, 704), 8072, 8111, 84, 871, 8731, 8732, 8734, 874								
87, ex. 872	Engineering and management services .....	59	25 640	9 569	2 210	394	10	—
871	Engineering and architectural services .....	28	18 527	7 394	1 732	274	4	—
8711	Engineering services .....	18	16 902	6 565	1 515	229	1	—
8712	Architectural services .....	10	1 625	829	217	45	3	—
873, ex. 8733	Research and testing services .....	1	D	D	D	a	D	D
874	Management and public relations .....	30	D	D	D	c	D	D
8741	Management services .....	13	3 923	1 063	261	77	1	—
8742	Management consulting services .....	1	D	D	D	a	D	D
8748	Business consulting, n.e.c. ....	16	D	D	D	b	D	D
	<b>Umatac .....</b>	<b>1</b>	<b>D</b>	<b>D</b>	<b>D</b>	<b>a</b>	<b>D</b>	<b>D</b>
472, 70-79 (ex. 702, 704), 8072, 8111, 84, 871, 8731, 8732, 8734, 874	<b>Service industries .....</b>	<b>1</b>	<b>D</b>	<b>D</b>	<b>D</b>	<b>a</b>	<b>D</b>	<b>D</b>
	<b>Yigo .....</b>	<b>62</b>	<b>25 661</b>	<b>5 803</b>	<b>1 485</b>	<b>625</b>	<b>29</b>	<b>2</b>
15-17, 6552	<b>Construction industries and subdividers and developers .....</b>	<b>11</b>	<b>D</b>	<b>D</b>	<b>D</b>	<b>c</b>	<b>D</b>	<b>D</b>
15	General building contractors .....	8	4 423	1 314	439	179	4	—
17	Special trade contractors .....	3	D	D	D	b	D	D
20-39	<b>Manufacturing .....</b>	<b>1</b>	<b>D</b>	<b>D</b>	<b>D</b>	<b>a</b>	<b>D</b>	<b>D</b>
50-51	<b>Wholesale trade .....</b>	<b>3</b>	<b>D</b>	<b>D</b>	<b>D</b>	<b>b</b>	<b>D</b>	<b>D</b>
52-59	<b>Retail trade .....</b>	<b>25</b>	<b>10 528</b>	<b>1 526</b>	<b>325</b>	<b>153</b>	<b>13</b>	<b>2</b>
472, 70-79 (ex. 702, 704), 8072, 8111, 84, 871, 8731, 8732, 8734, 874	<b>Service industries .....</b>	<b>22</b>	<b>D</b>	<b>D</b>	<b>D</b>	<b>c</b>	<b>D</b>	<b>D</b>
72	Personal services .....	4	152	63	17	7	2	—
73	Business services .....	11	3 351	1 469	403	134	6	—
75	Auto repair, services, and parking .....	1	D	D	D	a	D	D
76	Miscellaneous repair services .....	2	D	D	D	a	D	D
78	Motion pictures .....	1	D	D	D	a	D	D
79	Amusement and recreation services .....	1	D	D	D	b	D	D
87, ex. 872	Engineering and management services .....	2	D	D	D	a	D	D
	<b>Yona .....</b>	<b>18</b>	<b>23 199</b>	<b>6 707</b>	<b>1 539</b>	<b>483</b>	<b>6</b>	<b>4</b>
15-17, 6552	<b>Construction industries and subdividers and developers .....</b>	<b>4</b>	<b>3 913</b>	<b>1 989</b>	<b>358</b>	<b>205</b>	<b>—</b>	<b>—</b>
15	General building contractors .....	4	3 913	1 989	358	205	—	—
52-59	<b>Retail trade .....</b>	<b>7</b>	<b>6 561</b>	<b>820</b>	<b>201</b>	<b>78</b>	<b>3</b>	<b>4</b>
472, 70-79 (ex. 702, 704), 8072, 8111, 84, 871, 8731, 8732, 8734, 874	<b>Service industries .....</b>	<b>7</b>	<b>12 725</b>	<b>3 898</b>	<b>980</b>	<b>200</b>	<b>3</b>	<b>—</b>

<sup>1</sup>For construction and manufacturing, see Appendix A for explanation of terms and problems of duplication.

<sup>2</sup>Includes only those who worked 15 hours or more during week including March 12.

**Table 7. Detailed Statistics for Hotels and Motels: 1997 and 1992**

[Detail may not add to total because of rounding. For meaning of abbreviations and symbols, see introductory text. For explanation of terms, see Appendix A]

Item	1997	1992	Item	1997	1992
Establishments .....number..	44	53	Selected receipts from other sources ..... do..	12 145	8 411
Guestrooms as of December 31 ..... do..	7 565	6 824			
Receipts from customers, excluding taxes ..... \$1,000 ..	459 966	307 706	Payroll and employment:		
Guestroom rentals ..... do..	269 500	165 998	Annual payroll ..... do..	117 481	94 321
Meals and nonalcoholic beverages ..... do..	112 401	80 016	First-quarter payroll ..... do..	30 587	22 340
Alcoholic beverages ..... do..	24 249	18 539	Employees for pay period including March 12 .....number..	6 165	6 213
Sales of other merchandise ..... do..	25 124	15 516	Proprietors and partners <sup>1</sup> ..... do..	3	5
Other receipts from customers ..... do..	28 692	27 637	Unpaid family workers <sup>1</sup> ..... do..	1	1

<sup>1</sup>Includes only those who worked 15 hours or more during week including March 12.

# Appendix A.

## General Explanation

---

### CENSUS COVERAGE AND METHODOLOGY

**Structure and method of enumeration.** The 1997 Economic Census of Outlying Areas, Guam was conducted by mail. A census form was mailed to all employer firms (employers of one person or more) classified as being within the scope of the census. One single report form was used to collect data. Firms were instructed to return the completed report form by mail. The Government of Guam, under the provisions in title 13 of the United States Code, section 191(b), was responsible for contacting respondents about overdue census forms. The Guam Department of Commerce supervised the local activities. The project leader, supervisors, and interviewers were trained in Guam by staff of the Census Bureau.

On a regular basis, the Census Bureau provided the Guam Department of Commerce with a list of establishments for which a report form had not been received. Interviewers were instructed to contact establishments by telephone to obtain the required information. Personal interviews were conducted to obtain data from establishments which requested a personal visit or establishments that could not be contacted by telephone. Quality checks were performed to ensure that the necessary reports were obtained.

The census covered individual construction, manufacturing, wholesale, retail, and some service establishments. Establishments with no paid employees for the entire year of 1997 are excluded from this publication. Peddlers and other itinerant vendors without established places of business were not enumerated, since they were out of the scope of the census.

Each establishment was assigned a kind-of-business code from the *Standard Industrial Classification Manual: 1987*<sup>1</sup> (SIC) based on the respondent's answers to the questions on main business or primary activity of the establishment and sources of sales or receipts.

### EXPLANATION OF TERMS

**Sales and receipts.** Sales and receipts include merchandise sold (excluding excise taxes), value of products shipped, receipts from repairs and other services to customers, and delivery and carrying charges, whether or not

payment was received in 1997. Sales are net after deductions for refunds and allowances for merchandise returned by customers. Sales and receipts also include income from business activities classified in a major category different from the one assigned to the establishment; e.g., wholesalers may have receipts from sales at retail and similarly, retailers may have receipts from sales at wholesale. Receipts exclude amounts other than those received from customers, such as income from investments and rental of real estate.

Figures may contain duplication since products of some industries are used as materials for others and work (and receipts) of one firm may be subcontracted to other firms and included in the other firm's receipts.

**Firms.** A firm is a business organization or entity consisting of one or more domestic establishments (location) under common ownership or control. All establishments of subsidiary firms are included as part of the owning or controlling firm. For the economic censuses, the terms "firm" and "company" are synonymous.

**Annual payroll.** Payroll includes all forms of compensation, such as salaries, wages, commissions, bonuses, vacation allowances, sick-leave pay, and the value of payments-in-kind (e.g., free meals and lodging) paid during the year to all employees. It also includes tips and gratuities received by employees from patrons and reported to employers. For corporations, it includes amounts paid to officers and executives; for unincorporated businesses, it does not include profit or other compensation of proprietors and partners. Payroll is reported before deductions for social security, income tax, insurance, union dues, etc.

**First-quarter payroll.** This item consists of payroll, as defined above, paid to persons employed at any time during the quarter January to March 1997.

**Paid employees for the pay period including March 12.** Paid employees, including salaried officers and executives of corporations, are those full- and part-time employees who were on the payroll during the pay period including March 12, 1997. Included are employees on paid sick leave, paid holidays, and paid vacations. Proprietors and partners of unincorporated businesses are not included.

**Proprietors and partners, working.** Proprietors and partners are owners or partners of unincorporated businesses who worked 15 hours or more during the week which included March 12, 1997.

<sup>1</sup>*Standard Industrial Classification Manual: 1987.* For sale by Superintendent of Documents, U.S. Government Printing Office, Washington, DC 20402. Stock No. 041-001-00314-2.

**Unpaid family workers.** This item includes all unpaid family members who worked 15 hours or more during the week which included March 12, 1997.

**Legal form of organization.** The legal form of organization for firms was based on the response to the organizational status questions on the census report forms.

## KIND-OF-BUSINESS CLASSIFICATIONS

Establishments covered in the 1997 census were assigned a kind-of-business classification in accordance with the provisions of the 1987 SIC Manual. However, the limited number of establishments in most classifications at the detail level would necessitate extensive suppression of data to avoid disclosing figures for individual business organizations. Therefore, the data in this report are usually shown for SIC major groups or other SIC combinations.

Following are selected kind-of-business descriptions:

### **Construction (SIC Division C, Major Groups 15 through 17, and 6552)**

This division includes establishments primarily engaged in construction. The term "construction" includes new work, additions, alterations, and repairs. There are three broad types of construction activity:

- 1. Building construction by general contractors and operative builders (Major Group 15)**—This major group includes general contractors and operative builders primarily engaged in the construction of residential, farm, industrial, commercial, or other buildings. General building contractors who combine a special trade with the contracting are included in this major group.
- 2. Heavy construction other than building construction by contractors (Major Group 16)**—This major group includes general contractors primarily engaged in heavy construction other than building, such as highways and streets, bridges, sewers, railroads, irrigation projects, flood control projects and marine construction, and special trade contractors primarily engaged in activities of a type that are clearly specialized to such heavy construction and are not normally performed on buildings or building-related projects. Specialized activities that are covered include grading for highways and airport runways; guardrail construction; installation of highway signs; trenching; underwater rock removal; and asphalt and concrete construction of roads, highways, streets, and public sidewalks.
- 3. Construction by special trade contractors (Major Group 17)**—This major group includes special trade contractors who undertake activities of a type that are

specialized either to building construction, including work on mobile homes, or to both building and non-building projects. These activities include painting (including bridge painting and traffic lane painting), electrical work (including work on bridges, power lines, and power plants), carpentry work, plumbing, heating, air-conditioning, roofing, and sheet metal work. Special trade contractors may work on subcontract from the general contractor, performing only part of the work covered by the general contract, or they may work directly for the owner. Special trade contractors for the most part perform their work at the site of construction, although they also may have shops where they perform work incidental to the job site.

**Land subdividers and developers, except cemeteries (SIC 6552).** Establishments primarily engaged in subdividing real property into lots, except cemetery lots, and in developing it for resale on their own account. Establishments primarily engaged in developing lots for others are classified in industry 1794.

### **Manufacturing (SIC Division D, Major Groups 20 through 39)**

This division includes establishments engaged in the mechanical or chemical transformation of materials or substances into new products. These establishments are usually described as plants, factories, or mills and characteristically use power-driven machines and materials handling equipment.

#### **Food and Kindred Products (SIC Major Group 20)**

This major group includes establishments manufacturing or processing foods and beverages for human consumption, and certain related products, such as manufactured ice, chewing gum, vegetable and animal fats and oils, and prepared feeds for animals and fowls.

#### **Textile Mill Products (SIC Major Group 22)**

This major group includes establishments engaged in performing any of the following operations: (1) preparation of fiber and subsequent manufacturing of yarn, thread, braids, twine, and cordage; (2) manufacturing broadwoven, narrow woven, and knit fabrics; and carpets and rugs from yarn; (3) dyeing and finishing fiber, yarn, fabrics, and knit apparel; (4) coating, waterproofing, or otherwise treating fabrics; (5) the integrated manufacture of knit apparel and other finished articles from yarn; and (6) the manufacture of felt goods, lace goods, nonwoven fabrics, and miscellaneous textiles.

#### **Apparel and Other Finished Products Made From Fabrics and Similar Materials (SIC Major Group 23)**

This major group, known as the cutting-up and needle trades, includes establishments producing clothing and

---

fabricating products by cutting and sewing purchased woven or knit textile fabrics and related materials, such as leather, rubberized fabrics, plastics, and furs. Also included are establishments that manufacture clothing by cutting and joining (for example, by adhesives) materials such as paper and nonwoven textiles.

Printing, Publishing, and Allied Industries  
(SIC Major Group 27)

This major group includes establishments engaged in printing by one or more common processes, such as letterpress; lithography (including offset), gravure, or screen; and those establishments which perform services for the printing trade, such as bookbinding and plate making. This major group also includes establishments engaged in publishing newspapers, books, and periodicals, regardless of whether or not they do their own printing.

Stone, Clay, Glass, and Concrete Products  
(SIC Major Group 32)

This major group includes establishments engaged in manufacturing flat glass and other glass products, cement, structural clay products, pottery, concrete and gypsum products, cut stone, abrasive and asbestos products, and other products from materials taken principally from the earth in the form of stone, clay, and sand.

Miscellaneous Manufacturing Industries  
(SIC Major Group 39)

This major group includes establishments primarily engaged in manufacturing products not classified in any other manufacturing major group. Industries in this group fall into the following categories: jewelry, silverware, and plated ware; musical instruments; dolls, toys, games, and sporting and athletic goods; pens, pencils, and artists' materials; buttons, costume novelties, miscellaneous notions; brooms and brushes; caskets; and other miscellaneous manufacturing industries.

**Wholesale Trade**  
**(SIC Division F, Major Groups 50 and 51)**

This division includes establishments or places of business primarily engaged in selling merchandise to retailers; industrial, commercial, institutional, farm, or professional business users; other wholesalers; or government agencies (Federal and local); or acting as agents or brokers in buying merchandise for or selling merchandise to such persons or companies. Importers selling merchandise at wholesale and exporters also are included in wholesale trade.

Durable Goods  
(SIC Major Group 50)

This major group includes establishments primarily engaged in the wholesale distribution of durable goods.

Nondurable Goods  
(SIC Major Group 51)

This major group includes establishments primarily engaged in the wholesale distribution of nondurable goods.

**Retail Trade**  
**(SIC Division G, Major Group 52 through 59)**

This division includes establishments engaged in selling merchandise for personal or household consumption and in rendering services incidental to the sale of the goods. Exceptions are necessitated by trade practices. For example, lumber yards and paint, glass, and wallpaper stores are included in retail trade if they sell to the general public, even if a higher proportion of their sales is made to contractors. Establishments engaged in selling products to the general public from displayed merchandise, such as typewriters, stationery, or gasoline, are classified in retail trade even though such products may not be used for personal or household consumption. However, establishments that sell exclusively to business establishments, institutional and industrial users, or contractors are classified in wholesale trade.

Other important characteristics of retail trade establishments are that they are usually fixed places of business; are engaged in activities to attract the general public to buy; buy or receive as well as sell merchandise; they may process their products, although processing is incidental or subordinate to selling; and are considered as retail in the trade. Not all of these characteristics need to be present and some are modified by trade practices.

In general, retail establishments were classified according to the principal lines of commodities sold (groceries, hardware, etc.) or the usual trade designation (drug store, cigar store, etc.).

Kind-of-business classifications are not interchangeable with commodity classifications; most businesses sell several kinds of commodities. The kind-of-business code generally reflects either the individual commodity or the commodity group which is the primary source of the establishment's receipts, or some mixture of commodities which characterizes the establishment's business. Thus, the classification of establishments by kind of business generally does not make it possible to determine either the number of establishments handling a particular commodity or the sales of that commodity. For example, the "foodstores" classification excludes stores selling food if the sale of food is not the primary source of receipts; moreover, even though stores are classified as "food stores" some of their receipts may be derived from the sale of nonfood products.

Building Materials, Hardware, Garden Supply, and  
Mobile Home Dealers  
(SIC Major Group 52)

This major group includes retail establishments primarily engaged in selling lumber and other building materials; paint, glass, and wallpaper; hardware; nursery stock; lawn and garden supplies; and mobile homes.



---

General Merchandise Stores  
(SIC Major Group 53)

This major group includes retail stores which sell a number of lines of merchandise, such as dry goods, apparel and accessories, furniture and homefurnishings, small wares, hardware, and food. The stores included in this group are known as department stores, variety stores, general merchandise stores, and general stores. Establishments primarily engaged in selling used general merchandise are classified in Industry Group 593; those selling general merchandise by mail, vending machine, or direct selling are classified in Industry Group 596.

Food Stores  
(SIC Major Group 54)

This major group includes retail stores primarily engaged in selling food for home preparation and consumption. Establishments primarily engaged in selling prepared foods and drinks for consumption on the premises are classified in Major Group 58, and stores primarily engaged in selling packaged beers and liquors are classified in Industry 5921.

**Grocery stores (SIC 541).** Establishments primarily selling a wide variety of canned or frozen foods such as vegetables, fruits, and soups; packaged or bulk dry groceries, such as tea, coffee, cocoa, dried fruits, spices, sugar, flour, and crackers; and other processed foods and nonedible grocery items. These establishments often sell smoked and prepared meats, fresh fish and poultry, fresh vegetables and fruits, and fresh or frozen meats. Establishments commonly known as supermarkets, food stores, and delicatessens are included if receipts from sales of groceries and food items for off-premise preparation and consumption are 50 percent or more of total sales.

Automotive Dealers and Gasoline Service Stations  
(SIC Major Group 55)

This major group includes retail dealers selling new and used automobiles, boats, recreational and utility trailers, motorcycles, and mopeds; those selling new automobile parts and accessories; and gasoline service stations. It includes establishments dealing exclusively in used automobiles, but not establishments dealing exclusively in used parts (SIC 5015). Also included are automobile repair shops maintained by establishments engaged in the sale of new automobiles. Automotive distributors, the greater part of whose sales are to dealers or to institutional or industrial users, are classified in wholesale trade.

**Motor vehicle dealers (new and used) (SIC 551).** Establishments primarily engaged in the sale of new automobiles or new and used automobiles. They usually have a service and parts department.

**Auto and home supply stores (SIC 553).** Establishments primarily engaged in selling automobile tires, batteries, and accessories. They frequently sell household appliances, radios, television sets, sporting and recreational goods, toys, housewares, and hardware, no one of which accounts for over 49 percent of total sales.

**Gasoline service stations (SIC 554).** Establishments primarily selling gasoline and automotive lubricants. Usually these establishments also sell tires, batteries, and accessories, and perform minor repair work and services. Establishments called garages, but deriving more than half of their receipts from the sale of gasoline and automotive lubricants, are included.

**Boat dealers (SIC 555).** Establishments primarily engaged in the retail sale of new and used motorboats and other watercraft, including parts, accessories, marine supplies, and outboard motors.

Apparel and Accessory Stores  
(SIC Major Group 56)

Establishments in this major group are primarily engaged in selling clothing of all kinds and related articles for personal wear and adornment. Not included are establishments which meet the criteria for "Department stores" (SIC 5311) or "Miscellaneous general merchandise stores" (SIC 5399) even though most of their receipts are from the sale of apparel and apparel accessories.

**Women's clothing stores (SIC 562).** Establishments primarily selling women's and girls' ready-to-wear apparel. Establishments are included in this category if (1) sales of all types of apparel (except as noted in the definition for general merchandise group stores) account for 50 percent or more of total sales, (2) sales of all women's and girls' apparel are three or more times the sales of men's and boys' apparel, and (3) sales of dresses, skirts, slacks, coats, suits, and furs are two or more times greater than the sales of millinery, hosiery, underwear, blouses, handbags, and other apparel and accessories.

**Women's accessory and specialty stores (SIC 563).** Establishments primarily engaged in the retail sale of women's accessories and specialties, such as millinery, blouses, foundation garments, lingerie, hosiery, costume jewelry, gloves, handbags, and furs (including custom-made furs).

**Children's and infants' wear stores (SIC 564).** Establishments primarily engaged in the retail sale of children's and infants' clothing, furnishings, and accessories. They may specialize in either children's or infants' wear or sell a combination of children's and infants' wear.

**Family clothing stores (SIC 565).** Establishments primarily selling clothing, furnishings, and accessories for men, women, and children, without specializing in any one line. Establishments are included in this category if (1)

---

sales of all types of apparel (except as noted in the definition for general merchandise group stores) account for 50 percent or more of their total sales, (2) sales of all women's and girls' apparel are not more than three times the sales of men's and boys' apparel, and (3) sales of men's and boys' apparel are not more than three times the sales of all women's and girls' apparel.

#### Home Furniture, Furnishings, and Equipment Stores (SIC Major Group 57)

This major group includes retail stores selling goods used for furnishing the home, such as furniture, floor coverings, and other household electrical and gas appliances. Establishments selling electrical and gas appliances are included in this group only if the major part of their sales consists of articles for home use. Dealers primarily engaged in selling antique and secondhand furniture are classified in SIC 593. Stores primarily engaged in selling merchandise but also providing an interior decorating service are classified according to the merchandise handled.

#### Eating and Drinking Places (SIC Major Group 58)

This major group includes retail establishments selling prepared foods and drinks for consumption on the premises; it also includes lunch counters and refreshment stands selling prepared foods and drinks for immediate consumption. Restaurants, lunch counters, and drinking places operated as a subordinate service facility by other establishments are not included in this industry unless they are operated as leased departments by outside operators. Thus, restaurants and coffee shops operated by hotels are classified in SIC Major Group 70, and those operated by department stores are classified in SIC Major Group 53.

**Eating places (SIC 5812).** Establishments primarily engaged in the retail sale of prepared foods and drinks for on-premise or immediate consumption. Caterers and industrial and institutional food service establishments are also included in this industry.

**Drinking places (alcoholic beverages) (SIC 5813).** Establishments primarily engaged in the retail sale of alcoholic drinks such as beer, ale, wine, and liquor for consumption on the premises. The sale of food frequently accounts for a substantial portion of the receipts of these establishments.

#### Miscellaneous Retail (SIC Major Group 59)

This major group includes retail establishments, not elsewhere classified. These establishments fall into the following categories: drug stores, liquor stores, used merchandise stores, miscellaneous shopping goods stores, nonstore retailers, fuel dealers, and miscellaneous retail stores, not elsewhere classified.

#### **Services (SIC Division I, Major Groups 472; 70 through 79, except 702 and 704; 8072, 8111, 84, 871, 8731, 8732, 8734, and 874)**

This division includes establishments primarily engaged in rendering a wide variety of services to individuals, business and government establishments, and other organizations.

#### Arrangement of Passenger Transportation (SIC Industry 472)

Establishments primarily engaged in furnishing travel information and acting as agents in arranging tours, transportation, rental cars, and lodging for travelers are classified in this industry. Tour operators primarily engaged in arranging and assembling tours for sale through travel agents or selling their own tours directly to travelers are also included in this industry. Establishments primarily engaged in arranging passenger transportation, such as ticket offices, not operated by transportation companies, for railroads, buses, ships, and airlines are classified as part of this industry.

#### Hotels, Rooming Houses, Camps, and Other Lodging Places (SIC Major Group 70, except 702 and 704)

This major group includes commercial and noncommercial establishments engaged in furnishing lodging, or lodging and meals, and camping space and camping facilities.

**Hotels and motels (SIC 7011).** Commercial establishments, known to the public as hotels, motor hotels, motels, or tourist courts, primarily engaged in providing lodging, or lodging and meals, for the general public. Hotels which are operated by membership organizations and open to the general public are included in this industry. Hotels operated by organizations for their members only are classified in industry 7041. Apartment hotels are classified in RealEstate, Industry 6513; rooming and boarding houses are classified in Industry 7021; and sporting and recreational camps are classified in Industry 7032.

#### Personal Services (SIC Major Group 72)

This major group includes establishments primarily engaged in providing services generally to individuals, such as laundries, dry cleaning plants, portrait photographic studios, and beauty and barber shops. Also included are establishments operating as industrial laundries and those primarily engaged in providing linen supply services to commercial and business establishments.

---

**Laundry, cleaning, and garment services (SIC 721).** Establishments primarily engaged in operating mechanical laundries or furnishing laundry services, linen supply houses and industrial launderers, diaper service establishments, self-service laundries, and dyeing plants.

**Beauty shops (SIC 723).** Establishments primarily engaged in providing beauty services or both beauty and barber services. Beauty and cosmetology schools are also included. Beauty shop concessions (owned and operated by concessionaires) in hotels, department stores, etc., are classified in this industry and treated as separate establishments. However, beauty shops owned by and operated as part of other businesses (e.g., hotels, department stores) are considered part of the main establishment.

**Barber shops (SIC 724).** Establishments primarily engaged in providing barber and men's hair styling services. Barber colleges also are included. Barber shop concessions (owned and operated by concessionaires) in hotels, department stores, etc., are classified in this industry and treated as separate establishments. However, barber shops owned by and operated as part of other businesses (e.g., hotels, department stores) are considered part of the main establishment.

#### Business Services (SIC Major Group 73)

This major group includes establishments primarily engaged in rendering services, not elsewhere classified, to business establishments on a contract or fee basis, such as advertising, credit reporting, collection of claims, mailing, reproduction, stenographic, news syndicates, computer programming, photocopying, duplicating, data processing, services to buildings, and help supply services. Establishments primarily engaged in providing engineering, accounting, research, management, and related services are classified in Major Group 87. Establishments which provided specialized services closely allied to activities covered in other divisions are classified in such divisions.

#### Automotive Repair, Services, and Parking (SIC Major Group 75)

This major group includes establishments primarily engaged in furnishing automotive repair, parking, rental, and other services to the general public. Similar facilities owned and operated by concerns for their own use and not available to the general public are treated as auxiliary establishments of those concerns and are not included. Automobile repair departments maintained by establishments engaged in the sale of new automobiles are classified in retail trade, as are gasoline service stations (where sales of merchandise, including fuel, exceed repair receipts). Automobile driving instructions are not included in the census.

**Automotive rental and leasing, without drivers (SIC 751).** Establishments primarily engaged in daily or extended-term rental or leasing of passenger automobiles, trucks, truck tractors and trailers, and other automotive equipment without drivers. Establishments primarily engaged in finance leasing are not included in the census.

**Automotive repair shops (SIC 753).** Establishments primarily engaged in the general repair of automotive vehicles; in the repair of automotive tops, bodies, and interiors; in repairing and retreading automotive tires; in automotive painting and refinishing; in automotive glass replacement; and in specialized automotive repair, such as fuel service, brake relining, and exhaust system repair.

#### Miscellaneous Repair Services (SIC Major Group 76)

This major group includes establishments primarily engaged in miscellaneous repair services. Repair departments of retail dealers or manufacturers are not included unless operated as separate establishments and reported as such. This group does not include some repair services, of which the more important are: repair to structures (classified in Construction); automotive repair services, classified in SIC Major Group 75; garment and shoe repair, classified in SIC Major Group 72; and computer maintenance repair services, classified in SIC Major Group 73. Excluded are ship and boat and railroad repair shops, which are classified in manufacturing.

**Electrical repair shops (SIC 762).** Establishments primarily engaged in servicing and repairing radios, television sets, phonographs, high fidelity (hi-fi) or stereophonic equipment, and tape recorders. Also included are establishments engaged in installing and repairing televisions; amateur and citizens' band antennas; installing and servicing radio transmitting and receiving equipment in home offices, small boats, automobiles, or other vehicles; servicing and repairing household and commercial refrigerators, and air-conditioning and refrigeration equipment; or primarily engaged in repairing electrical and electronic equipment not elsewhere classified, such as electrical household appliances and electrical and electronic industrial equipment. This industry does not include establishments primarily engaged in the installation, repair, or maintenance of radio and television broad-casting equipment (as distinguished from low-powered business, amateur, and personal radio communication equipment); industrial or commercial electronic devices such as diathermy, x-ray, heat-treating, and welding equipment; electronic computers and similar devices (SIC 7378). Establishments primarily engaged in servicing and repairing gas refrigeration equipment are classified in SIC 7699.

#### Motion Pictures and Amusement and Recreation Services(SIC Major Group 78 and 79)

These major groups include establishments primarily engaged in providing amusement, recreation, or entertainment, including producing and distributing motion pictures, exhibiting motion pictures in commercially operated

---

theaters, and furnishing services to the motion picture industry. The term "motion pictures" includes similar production for television or other media using film tape or other means.

**Legal Services**  
(SIC Industry 8111)

Establishments, the head or heads of which are members of the bar, engaged in offering legal advice or services.

**Museums, Art Galleries, and Botanical and Zoological Gardens**  
(SIC Major Group 84)

This major group includes museums, art galleries, arboreta, and botanical and zoological gardens. These establishments are often of historical, educational, or cultural interest.

**Engineering, Architectural, and Surveying Services**  
(SIC Industry 871)

Establishments primarily engaged in performing professional services in the fields of architecture, engineering,

and land surveying. Graphic arts and related design are classified in SIC 7336; drafting services and systems engineering or design (not computer related) in SIC 7389; and computer related systems engineering or design in SIC 737. Establishments primarily engaged in construction contracting are classified in construction. Landscape architects are classified in agricultural services and are not included in the census.

**Management and Public Relations Services**  
(SIC 874)

Establishments primarily engaged in furnishing general or specialized management services on a day-to-day basis and on a contract or fee basis. Also included in this industry are the management consulting services, the public relations services, the facilities support management services, and other business consulting services.

## Appendix B. Report Form and Information Sheet

---

The 1997 report form and information sheet are shown on the following pages.



**PLEASE RETURN THIS REPORT FORM WITHIN THE NEXT 30 DAYS**

If you have questions about completing this report, please write the Census Bureau. In any communication, be sure to refer to the 11-digit Census File Number (CFN) printed in the label to the right. Return your completed form to:

BUREAU OF THE CENSUS  
ATTENTION: OUTLYING AREAS  
1201 East Tenth Street  
Jeffersonville, IN 47134-0001

**OA-9863**

*Please read the accompanying instructions before answering the questions. If records are not available, reasonable estimates are acceptable.*

Census use only		

*(Please correct any errors in the name, address, and ZIP Code.)*

**YOUR RESPONSE IS REQUIRED BY LAW.** Title 13, United States Code, requires businesses and other organizations that receive this questionnaire to answer the questions and return the report to the Census Bureau. By the same law, **YOUR CENSUS REPORT IS CONFIDENTIAL.** It may be seen only by Census Bureau employees and may be used only for statistical purposes. Further, copies retained in respondents' files are immune from legal process.

**Item 1. PHYSICAL LOCATION**

**a. What is the PHYSICAL location of this establishment if different from the mailing address?**

*If the location cannot be described by number and street name, give as much information as possible such as name of shopping center, street intersection, highway number, or distance from nearest town.*

**NOTE** - P.O. boxes or rural routes are not physical locations.

Number and street or location description

**b. In what district is this establishment physically located?**

114

**Item 2. EMPLOYER IDENTIFICATION NUMBER**

**Is the Employer Identification Number (EIN) shown in the label the same as that used for this establishment on its latest 1997 Employer's Quarterly Federal Tax Return, Internal Revenue Service (IRS) Form 941-SS?**

094 1  YES

2  NO - Enter current EIN (9 digits) →

**Item 3. OPERATIONAL STATUS**

Number of months

**a. How many months during 1997 did this firm or organization actively operate this establishment?**

002

**Item 3. OPERATIONAL STATUS (Continued)**

**b. Which of the following best describes the operational status of this establishment at the end of 1997?**

Mark (X) only ONE box.

001 1  In operation

2  Temporarily or seasonally inactive

3  Ceased operation - Give date →

4  Sold or leased to another operator - Give date → AND enter name, etc., below ↘

Month	Day	Year

Name of new owner or operator

Number and street

City or town

State

ZIP Code

**Item 4. LEGAL FORM OF ORGANIZATION**

**Which of the following best describes the legal form of organization of this establishment at the end of 1997?**

Mark (X) only ONE box.

003 1  Individual proprietorship

2  Partnership

0  Corporation

5  Government - Specify \_\_\_\_\_

9  Other - Specify \_\_\_\_\_

**YOUR RESPONSE IS REQUIRED BY LAW.**

HOW TO REPORT DOLLAR FIGURES	Report dollar values rounded to thousands.	Mil- lions (000)	Thou- sands (000)	Dol- lars (000)
	<b>EXAMPLE:</b> Report \$1,125,628 as →	<b>1</b>	<b>126</b>	

<b>Item 5. DOLLAR VOLUME OF BUSINESS</b>			
<b>What was the total dollar volume of merchandise sales and other operating receipts for this establishment in 1997?</b>	Mil.	Thou.	Dol.
	010		

<b>Item 6. PAYROLL IN 1997 BEFORE DEDUCTIONS</b>			
<b>a. What was the total ANNUAL payroll, before deductions, for this establishment in 1997?</b>	Mil.	Thou.	Dol.
	030		
<b>b. What was the FIRST QUARTER (January-March) payroll, before deductions?</b>	Mil.	Thou.	Dol.
	031		

<b>Item 7. EMPLOYMENT IN 1997</b>		Number
<b>a. How many EMPLOYEES (full- and part-time) were on your payroll during the pay period which included March 12, 1997?</b>		032
	<b>b. How many PROPRIETORS and PARTNERS worked 15 or more hours during the week which included March 12, 1997?</b>	
<b>c. How many UNPAID FAMILY members worked 15 or more hours during the week which included March 12, 1997?</b>		105

<b>Item 8. KIND OF BUSINESS OR ACTIVITY</b>	
<b>What was the PRINCIPAL kind of business for this establishment in 1997 (or activity by which this establishment is known to the trade or public)? Mark (X) only ONE box.</b>	
	070
<b>Agricultural services or production</b> . . . . .	<input type="checkbox"/> 0100
<b>Mining</b> . . . . .	<input type="checkbox"/> 1000
<b>Construction</b>	
General building contractor . . . . .	<input type="checkbox"/> 1500
Heavy construction – streets, bridges, sewers, etc. . . . .	<input type="checkbox"/> 1600
Special trade contractor – painting, electrical work, plumbing, etc. . . . .	<input type="checkbox"/> 1700
<b>Manufacturing – Specify</b> . . . . .	<input type="checkbox"/> 2000
<b>Travel agencies and other passenger transportation services</b>	
Water transportation services . . . . .	<input type="checkbox"/> 4499
Travel agency . . . . .	<input type="checkbox"/> 4724
Tour operator . . . . .	<input type="checkbox"/> 4725
Other services in arranging passenger transportation . . . . .	<input type="checkbox"/> 4729
<b>Wholesale trade</b>	
Durable goods . . . . .	<input type="checkbox"/> 5000
Nondurable goods . . . . .	<input type="checkbox"/> 5100
<b>Retail trade</b>	
Hardware store . . . . .	<input type="checkbox"/> 5251
General merchandise store . . . . .	<input type="checkbox"/> 5399
Grocery store . . . . .	<input type="checkbox"/> 5411
Meat and fish market . . . . .	<input type="checkbox"/> 5421
Retail bakery . . . . .	<input type="checkbox"/> 5461
New and used car dealer . . . . .	<input type="checkbox"/> 5511
Auto and home supply store . . . . .	<input type="checkbox"/> 5531
Gasoline service station . . . . .	<input type="checkbox"/> 5541
Clothing store, men's and boys' . . . . .	<input type="checkbox"/> 5611
Women's clothing store . . . . .	<input type="checkbox"/> 5621
Family clothing store . . . . .	<input type="checkbox"/> 5651
Shoe store . . . . .	<input type="checkbox"/> 5661
Specialized apparel and accessory store – T-shirts, uniforms, bathing suits, etc. . . . .	<input type="checkbox"/> 5699
Furniture store . . . . .	<input type="checkbox"/> 5712
Homefurnishing store – carpet, floor tile, drapery, etc. . . . .	<input type="checkbox"/> 5719
Household appliance store . . . . .	<input type="checkbox"/> 5722

<b>Item 8. KIND OF BUSINESS OR ACTIVITY (Continued)</b>	
Radio, TV, and electronic store . . . . .	<input type="checkbox"/> 5731
Eating place—restaurant, cafeteria, etc. . . . .	<input type="checkbox"/> 5812
Drinking place—tavern, bar, nightclub, etc. . . . .	<input type="checkbox"/> 5813
Drug store (prescriptions filled) . . . . .	<input type="checkbox"/> 5912
Liquor store . . . . .	<input type="checkbox"/> 5921
Sporting goods store or bicycle shop . . . . .	<input type="checkbox"/> 5941
Book store . . . . .	<input type="checkbox"/> 5942
Stationery store . . . . .	<input type="checkbox"/> 5943
Jewelry store . . . . .	<input type="checkbox"/> 5944
Gift, novelty, and souvenir store . . . . .	<input type="checkbox"/> 5947
Luggage or leather goods store . . . . .	<input type="checkbox"/> 5948
Florist . . . . .	<input type="checkbox"/> 5992
Optical goods store . . . . .	<input type="checkbox"/> 5995
Other kind of retail business – <i>Specify</i> . . . . .	<input type="checkbox"/> 5999
<b>Finance, insurance, and real estate</b>	
Subdivider and developer, except cemeteries . . . . .	<input type="checkbox"/> 6552
Other kind of finance, insurance, and real estate – <i>Specify</i> . . . . .	<input type="checkbox"/> 6999
<b>Hotels, motels, and guest houses</b>	
Hotel with 15 or more guestrooms . . . . .	<input type="checkbox"/> 7011
Hotel with less than 15 guestrooms . . . . .	<input type="checkbox"/> 7012
Guest houses . . . . .	<input type="checkbox"/> 7016
Other kind of lodging activity – <i>Specify</i> . . . . .	<input type="checkbox"/> 7099
<b>Services</b>	
Coin-operated laundries and drycleaning . . . . .	<input type="checkbox"/> 7215
Beauty shop . . . . .	<input type="checkbox"/> 7231
Barber shop . . . . .	<input type="checkbox"/> 7241
Advertising agency . . . . .	<input type="checkbox"/> 7311
Building maintenance services . . . . .	<input type="checkbox"/> 7349
Heavy construction equipment rental . . . . .	<input type="checkbox"/> 7353
Equipment rental and leasing – furniture, party supplies, etc. . . . .	<input type="checkbox"/> 7359
Help supply services . . . . .	<input type="checkbox"/> 7363
Film developing services . . . . .	<input type="checkbox"/> 7384
Passenger car rental . . . . .	<input type="checkbox"/> 7514
Automotive paint and body shop . . . . .	<input type="checkbox"/> 7532
Automotive repair shop . . . . .	<input type="checkbox"/> 7539
Refrigeration and air conditioning service . . . . .	<input type="checkbox"/> 7623
Other electrical and electronic repair shop . . . . .	<input type="checkbox"/> 7629
Other repair services – <i>Specify</i> . . . . .	<input type="checkbox"/> 7699
Video tape rental . . . . .	<input type="checkbox"/> 7841
Amusement and recreation services – <i>Specify</i> . . . . .	<input type="checkbox"/> 7999
Medical doctor's office, including clinics . . . . .	<input type="checkbox"/> 8011
Dentist's office, including orthodontist . . . . .	<input type="checkbox"/> 8021
Legal services, including legal aid . . . . .	<input type="checkbox"/> 8111
Engineering services . . . . .	<input type="checkbox"/> 8711
Architectural services . . . . .	<input type="checkbox"/> 8712
Surveying services . . . . .	<input type="checkbox"/> 8713
Management services . . . . .	<input type="checkbox"/> 8741
Business consultant . . . . .	<input type="checkbox"/> 8748
Private household – (domestic help, e.g., cooks, etc.) . . . . .	<input type="checkbox"/> 8811
Other business or activity – <i>Specify</i> . . . . .	<input type="checkbox"/> 8999





**Item 14. OWNERSHIP, CONTROL, AND LOCATIONS OF OPERATION**

Answer this item only if your Census File Number (CFN), shown on the address label of this report form, begins with a zero. If the CFN does not begin with a zero, skip to item 16.

**a. Is this company owned or controlled by another company?**

097

- 1  YES →  
2  NO

ENTER OWNING OR CONTROLLING COMPANY NAME, ADDRESS, AND ZIP CODE

Name \_\_\_\_\_

Address \_\_\_\_\_

\_\_\_\_\_

EIN (9 digits) →

			-								
--	--	--	---	--	--	--	--	--	--	--	--

**b. Does this company own or control any other company or companies?**

098

- 1  YES →  
2  NO

ENTER OWNED OR CONTROLLED COMPANY NAME, ADDRESS, AND ZIP CODE

Name \_\_\_\_\_

Address \_\_\_\_\_

\_\_\_\_\_

EIN (9 digits) →

			-								
--	--	--	---	--	--	--	--	--	--	--	--

**Item 14. OWNERSHIP, CONTROL, AND LOCATIONS OF OPERATION (Continued)**

**c. Did this company operate at more than one location during 1997?**

**NOTE** – Locations which are not staffed on a full-time basis by at least one employee covered by this EIN should NOT be considered separate. Include data for these locations with data reported for the main location.

- YES – List additional locations below and provide the information requested. If more space is needed, continue in REMARKS (item 15).  
 NO – Skip to item 16

1	Name, address, and election district	1997	Mil.	Thou.	Dol.
		Sales	081		
2	Kind-of-business description	Annual payroll	082		
		Annual payroll	081		
2	Name, address, and election district	Sales	081		
		Annual payroll	082		

**Item 15. REMARKS** – Please use this space for any explanations that may be essential in understanding the reported data.

**Item 16. CERTIFICATION** – This report is substantially accurate and has been prepared in accordance with the instructions.

Print name of person to contact regarding this report				<b>Period covered by this report</b> →	FROM: Month   Year	TO: Month   Year
Telephone →	Area code	Number	Extension	Preparer's signature		Date

# INFORMATION SHEET

## ECONOMIC CENSUS OF THE COMMONWEALTH OF THE NORTHERN MARIANA ISLANDS, GUAM, AND THE VIRGIN ISLANDS

**GENERAL INFORMATION**

Respondents are not required to respond to any information collection unless it displays a valid approval number from the Office of Management and Budget (OMB). The OMB 8-digit number appears in the upper right corner of the questionnaire.

This report should cover calendar year 1997. If records are not available, estimates are acceptable.

An establishment is defined as a single physical location where business is conducted or industrial operations are performed. A separate report form is required for each establishment.

**Instructions for Selected Items:**

**PHYSICAL LOCATION**

Part a:

Fill in if the address shown in the address section on the front cover of the report form is different from the physical location of the establishment.

Part b:

Always identify the geographic boundaries where your establishment is physically located regardless of your response to part a.

**DOLLAR VOLUME OF BUSINESS**

YOUR RESPONSE IS STRICTLY CONFIDENTIAL. Your company's report will be used solely for developing summary statistics. IT CANNOT BE USED FOR PURPOSES OF TAXATION, INVESTIGATION, OR REGULATION.

Include:

- Gross receipts for merchandise sold, services provided, products shipped, and construction work done in 1997, whether or not payment was received in 1997.
- Amounts received for work even though work may have been subcontracted to others.
- Commissions, fees, and other operating income for **service industries** operating on a commission basis, such as travel agencies and advertising agencies. Do NOT include gross billings or sales.
- Actual sales value of the products sold rather than commissions received for **retailers** and **wholesalers** selling merchandise on a consignment or commission basis.
- Receipts for delivery, installation, maintenance, repair, alteration, storage, and other services.

Exclude:

- Sales or other taxes collected directly from customers and paid directly to a local, territorial, or Federal tax agency.
- Sales and receipts from departments or concessions operated by other companies.
- Commissions from vending machines operated by others.
- Nonoperating income from sources such as investments, rental or sale of real estate, and interest.

**PAYROLL**

Definitions are the same as those used on the Employer's Quarterly Federal Tax Return, Internal Revenue Service (IRS) Form 941-SS.

Include:

- Wages, salaries, tips, vacation allowances, bonuses, commissions, and other compensation paid to employees during 1997, whether or not subject to income or FICA tax.
- Salaries of officers and executives of a corporation.

Exclude:

- Payments to or withdrawals by proprietors or partners of an unincorporated company.
- Annuities or supplemental unemployment compensation benefits, even if income tax was withheld.

**EMPLOYMENT**

Include:

Part a:

- All full- and part-time employees on the payroll during the pay period including March 12, 1997.
- Salaried officers and executives of a corporation.
- Employees on paid sick leave, paid vacations, and paid holidays.

Part b:

Proprietors or partners of an unincorporated company working 15 or more hours during the week of March 12, 1997.

Part c:

Unpaid family workers of an unincorporated company working 15 or more hours during the week of March 12, 1997.

**PURCHASES FROM OTHER BUSINESSES**

This item is applicable for Guam Form OA-9863 and Virgin Islands Form OA-9873 only.

Estimate the percent of the dollar value of purchases for supplies and materials and services, respectively, according to the specified types.

For example: The table below shows that of the dollar value of purchases for supplies and materials, 75 percent were local purchases and 25 percent not local. Of the dollar value of purchases for services, 90 percent were local purchases and 10 percent not local.

Item 11. PURCHASES FROM OTHER BUSINESSES		What was the estimated percentage of the total dollar value of 1997 purchases for each of the listed items?	
		Percent	
Supplies and materials purchased		987	75 %
a. Locally			
b. Not locally		989	25 %
<b>TOTAL</b>			<b>100 %</b>
Services purchased		991	90 %
c. Locally			
d. Not locally		993	10 %
<b>TOTAL</b>			<b>100 %</b>

**OWNERSHIP, CONTROL, AND LOCATIONS OF OPERATION**

Part a:

**MARK "YES" if** – ANOTHER company owns, controls the management and policies of, or has the ability to appoint a board of directors for this company.

**MARK "NO" if** –

- This company has a franchise entitling it to use a trade name, but is not owned or controlled by the franchisor.
- This company has one or more leased departments in a company owned by another, but the other company (lessor) does not own or control the department(s).
- This company is engaged in the management of a business owned by others.

Part b:

Indicate whether this company owns more than 50 percent of the voting stock or has the authority to direct management and policies of any subsidiaries and/or affiliates.

Part c:

Include all selling and service locations and any other facilities such as warehouses, administrative offices, etc.

If MORE THAN ONE establishment was operating under the EIN:

- List the location of the headquarters first. Provide physical location address for each location.
- Data for establishments operated during 1997, but not in operation at the end of the year, should be combined with the headquarters location.
- The sums of sales and receipts and annual payroll should equal the amounts reported in the dollar volume of business and payroll items, respectively.
- If employees worked at more than one location, report annual payroll for employees at the ONE location where they spent most of their working time.

Public reporting burden for this collection of information is estimated to average 30 minutes per response, including the time for reviewing instructions, searching existing data sources, gathering and maintaining the data needed, and completing and reviewing the collection of information. Send comments regarding this burden estimate or any other aspect of this collection of information, including suggestions for reducing this burden, to the Associate Director for Administration/Comptroller, Attn: Paperwork Reduction Project 0607-0839, Room 3104, Federal Building 3, Bureau of the Census, Washington, D.C. 20233.

# Publication Program

---

## 1997 ECONOMIC CENSUS OF OUTLYING AREAS

Publications of the 1997 Economic Census of Outlying Areas containing data on construction, manufacturing, retail trade, wholesale trade, and service establishments are described below.

### Printed Reports

#### Puerto Rico-4 reports (OA97E-1 to -4)

*Retail Trade, Wholesale Trade, and Service Industries*

**Geographic Area Statistics (OA97E-1).** The area report presents data for the wholesale and retail trades and service industries. It includes varied kind-of-business detail on number of establishments, sales or receipts, payroll, employment, proprietors and partners working, and legal form of organization. Data are presented for Puerto Rico, commercial regions, and municipios. Retail trade data include total and selling floor space, franchise holders, and class of customer for selected kinds of business. Wholesale trade data on inventories, operating expenses, class of customer, and employment by principal activity are presented by kind of business. Data for hotels and motels by type of receipts and number of rooms are published for service industries.

*Retail Trade and Wholesale Trade*

**Subject Statistics (OA97E-2).** The subject report presents commodity and merchandise line sales data for retail and wholesale trades by kind of business for Puerto Rico.

*Construction Industries*

**Construction Industries (OA97E-3).** This report presents summary, industry, and geographic area statistics. The industry chapter presents 1997 data for industries on the number of construction establishments; value of construction work; employment; proprietors and partners working; payroll; hours worked; payments to subcontractors; payments for materials, components, and supplies; payments for power, fuels, and lubricants; payments for selected purchased services; payments for rental of machinery, equipment, and structures; value added; and capital expenditures during the year. Selected data are shown for selected industries by geographic location of establishments and by legal form of organization. Data are also provided for establishments by employment size.

*Manufactures*

**Manufactures (OA97E-4).** This report includes data on the number of establishments, employment, proprietors and partners working, payroll, value of shipments, value

added by manufactures, class of customer, inventories, costs of materials, capital expenditures, and country of destination. Statistics are shown by industry and geographic area.

Virgin Islands of the United States-1 report (OA97E-5)

This report presents data by kind of business for construction industries, manufactures, retail trade, wholesale trade, and service industries. In addition to data for the Virgin Islands as a whole, data are presented for St. Thomas and St. John (combined to prevent disclosure problems), St. Croix, and the towns of Charlotte Amalie, Christiansted, and Frederiksted.

Guam-1 report (OA97E-6)

This report presents data by kind of business for construction industries, manufactures, retail trade, wholesale trade, and service industries. Tables present data for Guam and its election districts.

Northern Mariana Islands-1 report (OA97E-7)

This report presents data by kind of business for construction industries, manufactures, retail trade, wholesale trade, and service industries. Tables present data for the Northern Mariana Islands and the four municipalities.

### ELECTRONIC MEDIA

All results of the 1997 Economic Census will be available on the Census Bureau Internet site ([www.census.gov](http://www.census.gov)) and on compact discs (CD-ROM) for sale by the Census Bureau. For more information, including a description of electronic and printed reports being issued, see the Internet site, or write to U.S. Census Bureau, Washington DC 20233-8300, or call Customer Services at 301-457-4100.

### OTHER ECONOMIC CENSUS REPORTS

Data on retail trade, wholesale trade, service industries, financial, insurance, real estate, construction industries, manufactures, mineral industries, transportation, communication, utilities, enterprise statistics, management of companies and enterprises, minority-owned businesses, and women-owned businesses in the United States are issued as part of the 1997 Economic Census. All published reports are sold by the Superintendent of Documents, U.S. Government Printing Office, Washington, DC 20402. Appropriate announcements and order forms describing these reports are available from the Census Bureau Internet site ([www.census.gov](http://www.census.gov)), or free of charge from the Marketing Services Office, Customer Services Division, U.S. Census Bureau, Washington, DC 20233-0800.



# 1997 Economic Census of Outlying Areas

---

Construction Industries, Manufactures,  
Wholesale Trade, Retail Trade,  
and Service Industries

---

## Northern Mariana Islands

OA97E-7



U.S. Department of Commerce  
Economics and Statistics Administration  
BUREAU OF THE CENSUS

# Acknowledgments

Many persons participated in the various activities of the 1997 Economic Census of Outlying Areas, Northern Mariana Islands. The Economic Planning and Coordination Division, **Lawrence A. Blum**, Assistant Chief for Collection Activities assisted by **B.J. Fitzpatrick**, Chief, Mailout and Data Capture Branch, was responsible for developing the systems and procedures for mailout, receipts, and data capture.

Company Statistics Division prepared this report. **Ruth A. Runyan**, Assistant Chief for Surveys and Programs was responsible for the overall planning, management, and coordination. Planning and implementation were under the direction of **Eddie J. Salyers**, Chief, Economic Census Branch, assisted by **Irma F. Harahush** and **Aida Margarita Sole**, Section Chiefs. Primary staff assistance was provided by **Lillyana J. Najafzadeh** and **Victor X. Souphom**.

Mathematical and statistical techniques were provided by **Ruth E. Detlefsen**, Assistant Chief for Research and Methods, assisted by **Carol V. Caldwell**, Chief, Statistical Research and Methods Branch. **Amy M. Newman-Smith** provided primary staff assistance.

The staff of the National Processing Center, **Judith N. Petty, Chief**, assisted by **Mark T. Grice**, Assistant Chief for Processing, performed mailout preparation, receipt operations, and clerical and analytical review activities. Preparations and planning were under the direction of **Matthew P. Aulbach**, Chief, Census Operations Branch, assisted by **Denise D. Anderson** and **Grant G. Goodwin**, Section Chiefs. Additional assistance was provided by **Teresa A. Branstetter**, **Remona F. Gilbert**, **James W. McFarland**, and **Arthur B. Stewart**.

The International Programs Center, **Peter O. Way**, Chief, assisted by **Robert D. Bush**, Chief, Training and Technical Assistance Branch, provided overall managerial direction for post-collection computer processing. **Michael T. Stroot** was responsible for the implementation of the computer system, the preparation of computer programs, and for providing technical assistance for data processing and tabulations. Additional programming assistance was provided by **Sherrell M. Goggin** and **Victoria A. Simmons**.

The Economic Statistical Methods and Programming Division, **Charles P. Pautler Jr.**, Chief, assisted by **Martin S. Harahush**, Assistant Chief for Quinquennial Programs, developed and implemented computer processing systems. **William C. Wester**, Chief, Services Branch, assisted by **Robert A. Hill** supervised the preparation of computer programs. **Robert S. Jewett** provided special computer processing.

The staff of the Administrative and Customer Services Division, **Walter C. Odom**, Chief, performed publication planning, design, composition, editorial review, and printing planning and procurement for publications and report forms. **Bernadette J. Gayle** provided publication coordination and editing.

Census activities conducted in the Northern Mariana Islands were carried out under the direction of **Juan S. Borja**, Chief, Central Statistics Division, Department of Commerce, under a special agreement with the Census Bureau.

Special acknowledgment is also due the many businesses whose cooperation has contributed to the publication of these data.

# 1997 Economic Census of Outlying Areas


---

Construction Industries, Manufactures,  
Wholesale Trade, Retail Trade,  
and Service Industries

---

## Northern Mariana Islands

OA97E-7  
Issued February 1999



**U.S. Department of Commerce**  
William M. Daley, Secretary  
Robert L. Mallett, Deputy Secretary  
**Economics and Statistics Administration**  
Robert J. Shapiro, Under Secretary  
for Economic Affairs  
**BUREAU OF THE CENSUS**  
Kenneth Prewitt, Director



**Economics and Statistics  
Administration**

**Robert J. Shapiro**, Under Secretary  
for Economic Affairs



**BUREAU OF THE CENSUS**

**Kenneth Prewitt**, Director  
**Bradford R. Huther**, Deputy Director

**Paula J. Schneider**, Principal Associate  
Director for Programs

**Frederick T. Knickerbocker**, Associate  
Director for Economic Programs

**Thomas L. Mesenbourg**, Assistant Director  
for Economic Programs

**ECONOMIC PLANNING AND COORDINATION  
DIVISION**

**John P. Govoni**, Chief

**COMPANY STATISTICS DIVISION**

**Ewen M. Wilson**, Chief



---

# Contents

---

	Page
Introduction .....	1
Northern Mariana Islands .....	3

## FIGURES

1. Sales and Receipts by Economic Sector: 1997 and 1992 .....	5
2. Percent Change in Sales and Receipts and Payroll by Economic Sector: 1992 to 1997 .....	5
3. Annual Payroll per Employee by Economic Sector: 1997 and 1992 .....	6
4. Percent Distribution of All Establishments by Employment Size: 1997 .....	6
Map .....	7

## TABLES

1. General Statistics: 1997, 1992, 1987, and 1982 .....	9
2. General Statistics by Industry and Kind of Business: 1997 .....	10
3. General Statistics by Legal Form of Organization: 1997 .....	12
4. General Statistics by Sales and Receipts Size: 1997 .....	13
5. General Statistics by Employment Size: 1997 .....	14
6. General Statistics by Industry Groups and Municipalities: 1997 .....	15
7. Distribution of Establishments by Citizenship Status of Owner for Industry Groups and Municipalities: 1997 .....	15

## APPENDIXES

A. General Explanation .....	A-1
B. Report Form and Information Sheet .....	B-1

---

Publication Program .....	Inside back cover
---------------------------	-------------------

---

# Introduction

---

## PURPOSES AND USES OF THE ECONOMIC CENSUS

The economic census is the major source of facts about the structure and functioning of the economy. It provides essential information for government, business, industry, and the general public. Title 13 of the United States Code (sections 131, 191, and 224) directs the Census Bureau to take the economic census every 5 years, covering years ending in 2 and 7.

The economic census furnishes an important part of the framework for such composite measures as the local gross product, input/output measures, and other statistical series that measure short-term changes in economic conditions. Specific uses of economic census data include the following:

- Policymaking agencies of the Federal Government use the data to monitor economic activity and to provide assistance to business.
- Local governments use the data to assess business activities and tax bases within their jurisdictions and to develop programs to attract business.
- Trade associations study trends in their own and competing industries, which allows them to keep their members informed of market changes.
- Individual businesses use the data to locate potential markets and to analyze their own production and sales performance relative to industry or area averages.

## GEOGRAPHIC AREA CODING

Accurate and complete information on the physical location of each establishment is required to tabulate the census data for territories, islands, districts, municipalities, and towns. Respondents were required to report their physical location (street address or location description, district or municipality, town, and island) if it differed from their mailing address. For those establishments that did not provide acceptable information on physical location, location information from the Internal Revenue Service tax forms or from the previous census is used as a basis for coding.

## BASIS OF REPORTING

The economic census is conducted on an establishment basis. A company operating at more than one location is required to file a separate report for each store, factory,

shop, or other location. Each establishment is assigned a separate industry classification based on its primary activity and not that of its parent company.

## DOLLAR VALUES

All dollar values presented are expressed in current dollars; i.e., 1997 data are expressed in 1997 dollars, and 1992 data, in 1992 dollars. Consequently, when making comparisons with prior years, users of the data should consider the inflation that has occurred.

All dollar values are shown in thousands of dollars.

## AVAILABILITY OF ADDITIONAL DATA

### Reports in Print and Electronic Media

All results of the 1997 Economic Census will be available on the Census Bureau Internet site ([www.census.gov](http://www.census.gov)), on compact discs (CD-ROM) for sale by the Census Bureau, and in printed reports. For more information, including a description of electronic and printed reports being issued, see the Internet site, or write to Bureau of the Census, Washington, DC 20233-8300, or call Customer Services at 301-457-4100.

### Special Tabulations

Special tabulations of data collected in the 1997 Economic Census may be obtained, depending on availability of time and personnel, in electronic or tabular form. The data will be summaries subject to the same rules prohibiting disclosure of confidential information (including name, address, kind of business, or other data for individual business establishments or companies) that govern the regular publications.

Special tabulations are prepared on a cost basis. A request for a cost estimate, as well as exact specifications on the type and format of the data to be provided, should be directed to the Chief of the Economic Census Branch, Company Statistics Division, Bureau of the Census, Washington, DC 20233-6400.

To discuss a special tabulation before submitting specifications, call 301-457-3314.

## SOURCES FOR MORE INFORMATION

More information about the scope, coverage, classification system, data items, and publications for each of the economic censuses and related surveys is published in the *Guide to the 1997 Economic Census and Related Statistics* at [www.census.gov/econ/guide.html](http://www.census.gov/econ/guide.html). More information on the methodology, procedures, and history of the censuses will be published in the *History of the 1997 Economic Census* at [www.census.gov/econ/www/history.html](http://www.census.gov/econ/www/history.html).

For questions concerning the statistics in this report, call the Economic Census Branch, Company Statistics Division, 301-457-3314.

## ABBREVIATIONS AND SYMBOLS

The following abbreviations and symbols are used with the 1997 Economic Census data:

– Represents zero (page image/print only).

D	Withheld to avoid disclosing data of individual companies; data are included in higher level totals.
N	Not available or not comparable.
a	0 to 19 employees.
b	20 to 99 employees.
c	100 to 249 employees.
e	250 to 499 employees.
f	500 to 999 employees.
g	1,000 to 2,499 employees.
h	2,500 to 4,999 employees.
i	5,000 to 9,999 employees.
j	10,000 to 24,999 employees.
k	25,000 to 49,999 employees.
nec	Not elsewhere classified.

---

# Northern Mariana Islands

---

## SCOPE

The 1997 Economic Census of Outlying Areas, the Northern Mariana Islands presents data for establishments in the following kind-of-business (KB) groups defined in the 1987 *Standard Industrial Classification Manual*<sup>1</sup> (SIC).

KB group	SIC code
Construction	15 through 17 and 6552
Manufacturing	20 through 39
Wholesale Trade	50 and 51
Retail Trade	52 through 59
Services	472, 70 through 79, except 702 and 704; and 8072, 8111, 84, 871, 8731, 8732, 8734, and 874.

## GENERAL

The 1997 Economic Census of Outlying Areas, the Northern Mariana Islands, part of the 1997 Economic Census, covered firms subject to payment of Federal Insurance Contributions Act (FICA) taxes (i.e., employers of one person or more) and classified as being within the scope of the census. Census forms and instructions for completing them were mailed from the Census Bureau's National Processing Center in Jeffersonville, IN.

The completed questionnaires were returned by mail to Jeffersonville. Contact with respondents about overdue report forms, was undertaken by the Central Statistics Division, Northern Mariana Islands Department of Commerce. Appendix A gives a more detailed explanation of census coverage and methodology.

After extensive review, which included coding of written entries, the questionnaires were sent to the Central Statistics Division, Northern Mariana Islands Department of Commerce for data entry on microcomputers. The keyed data were then sent to the Census Bureau, where computer edits identified data problems. Records with significant problems were resolved by analysts. The data were then tabulated by SIC or kind-of business and subjected to

further data analysis. Any resulting corrections were applied to individual computer records. Corrected tabulations were then produced for the final published report.

## GEOGRAPHIC AREAS COVERED

This report presents data for the Northern Mariana Islands as a whole and its four municipalities: Saipan, Tinian, Rota, and the Northern Islands.

## COMPARABILITY OF 1992 AND 1997 CENSUSES

The 1992 and 1997 censuses were conducted under different conditions and procedures:

**Enumeration.** In 1992, personal interviews were conducted to obtain data for establishments. For 1997, establishments were mailed questionnaires to be completed and returned to the Bureau of the Census. Field interviewers contacted establishments which did not respond by mail.

**Nonemployer establishments.** In 1992, data for nonemployer establishments engaged in retail trade and certain service industries were collected and published in the census report. For 1997, only establishments subject to Federal Insurance Contributions Act (FICA) taxes (i.e., employers of one person or more) were included. Data collection of nonemployer establishments was discontinued for 1997 because of two factors: the increasing cost of collecting the data and the decreasing proportion of the economy which it represented.

## RELIABILITY OF DATA

All data compiled in this report originated from a complete enumeration and, therefore, are not subject to sampling variability. However, the data are subject to nonsampling errors. Nonsampling errors can be attributed to many sources: inability to identify all cases in the actual universe; inability or unwillingness on the part of respondents to provide correct information; definition and classification difficulties; response errors and bias; errors in collection or processing; misinterpretation of questions; and other errors of recording, keying, and estimation for missing or misreported data.

---

<sup>1</sup>*Standard Industrial Classification Manual: 1987.* For sale by Superintendent of Documents, U.S. Government Printing Office, Washington, DC 20402. Stock No. 041-001-00314-2.

Explicit measures of the effects of these nonsampling errors are not available. However, it is believed that many operational and response errors were detected and corrected through systematic clerical edits, automated data edits, and an analyst review.

For total nonresponse cases (report forms not returned), the establishments' administrative records information was used in conjunction with industry averages to estimate the basic data. For item nonresponse, missing items were estimated based on response to other items and/or administrative records.

## **DISCLOSURE**

In accordance with Federal law governing census reports, no data are published that would disclose the operations of

an individual establishment or business. However, the number of establishments in a kind-of-business classification is not considered a disclosure, so this information may be released even though other information is withheld.

## **HISTORICAL INFORMATION**

The economic census has been taken in the Northern Mariana Islands at 5-year intervals since 1982.

Printed statistical reports from the 1992 and earlier censuses provide historical data for the study of long-term time series and are available in some libraries.

Figure 1. **Sales and Receipts by Economic Sector: 1997 and 1992**

[Thousands of dollars]

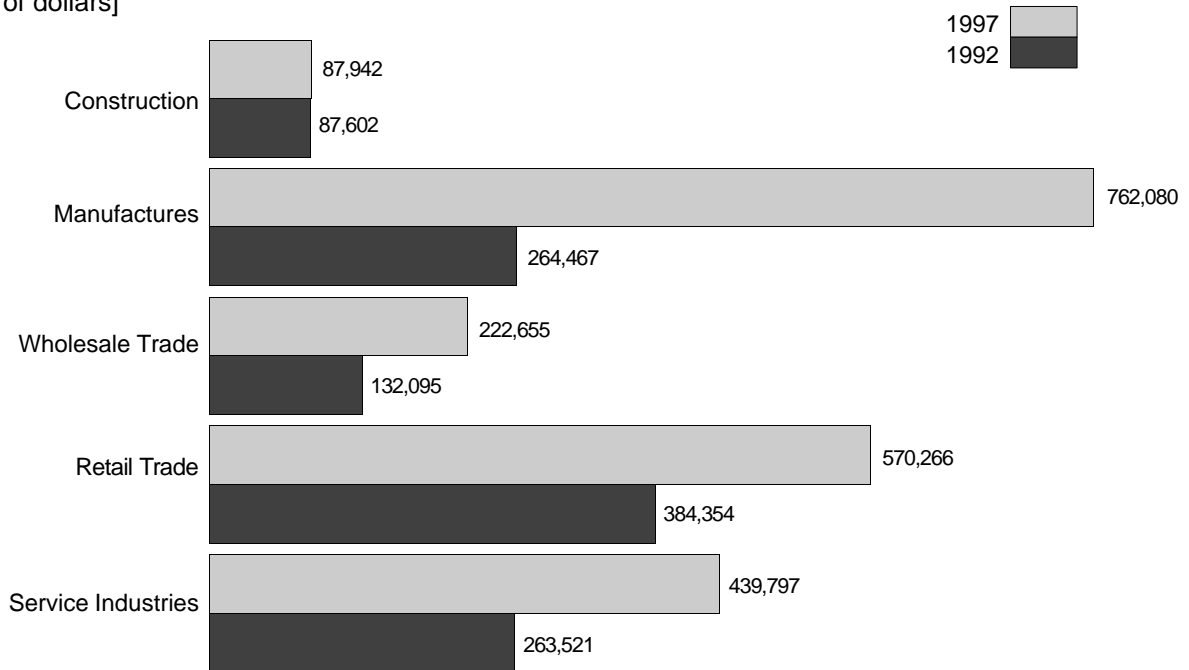


Figure 2. **Percent Change in Sales and Receipts and Payroll by Economic Sector: 1992 to 1997**

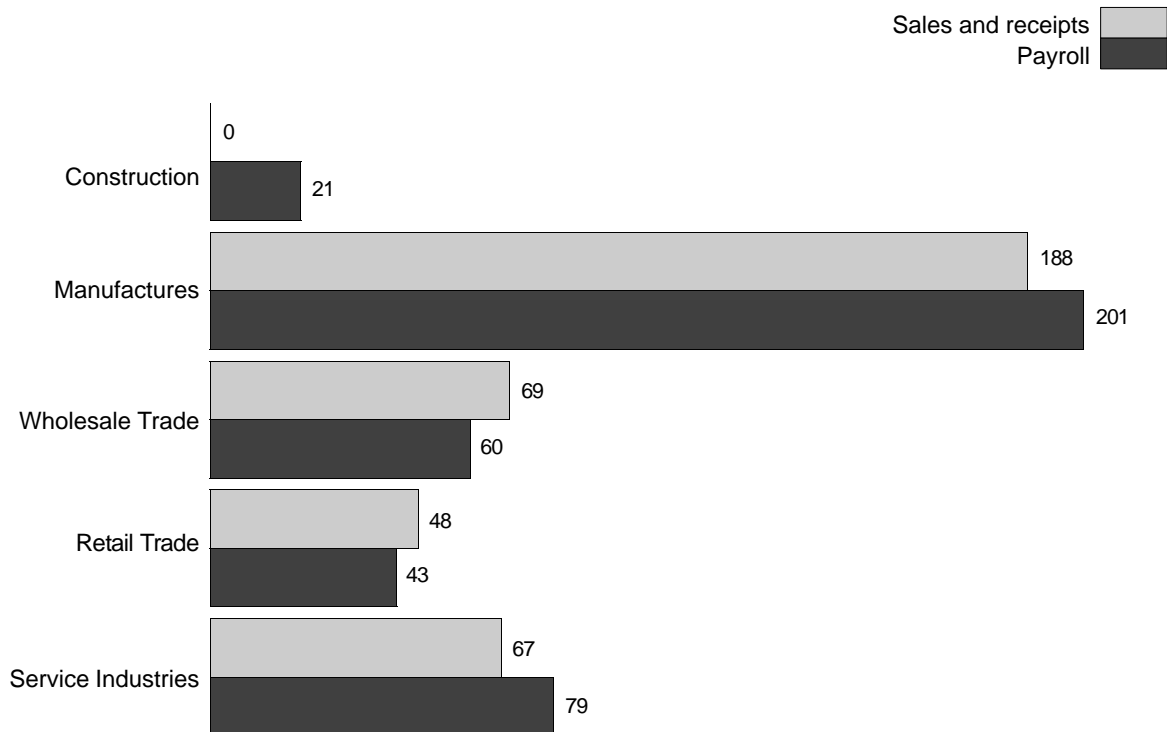


Figure 3. **Annual Payroll per Employee by Economic Sector: 1997 and 1992**

[Dollars]

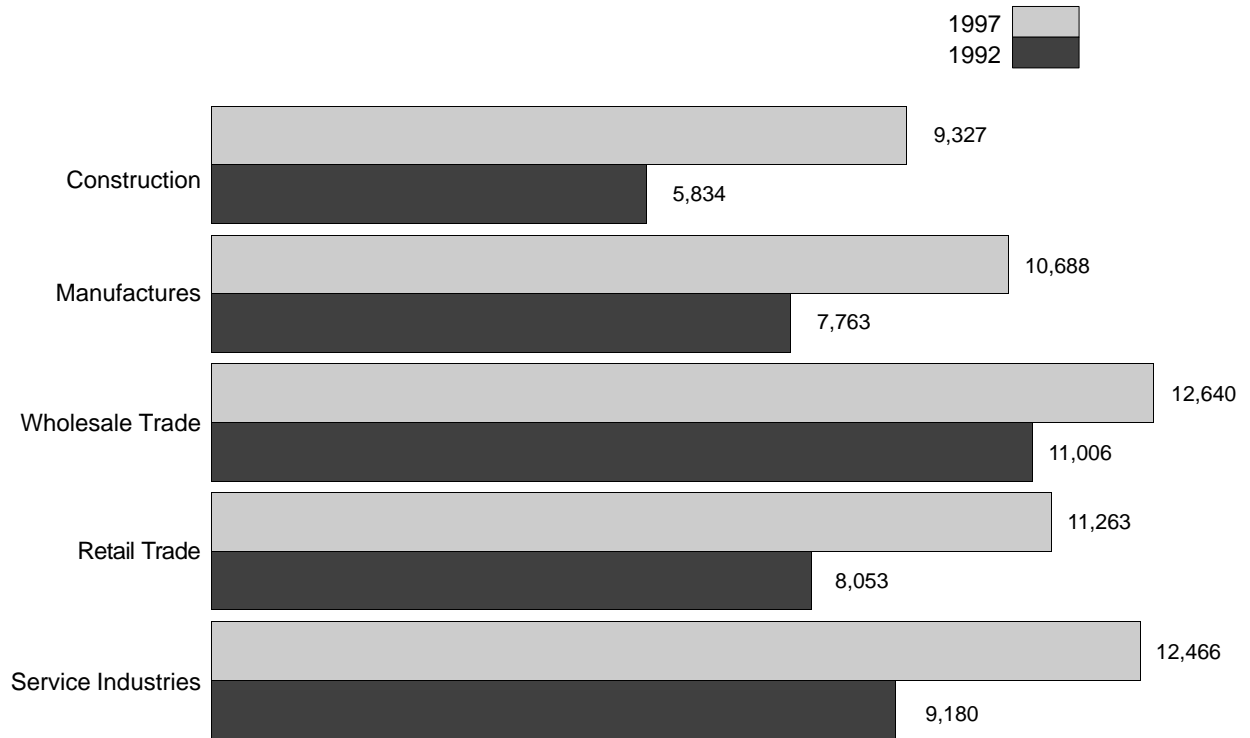
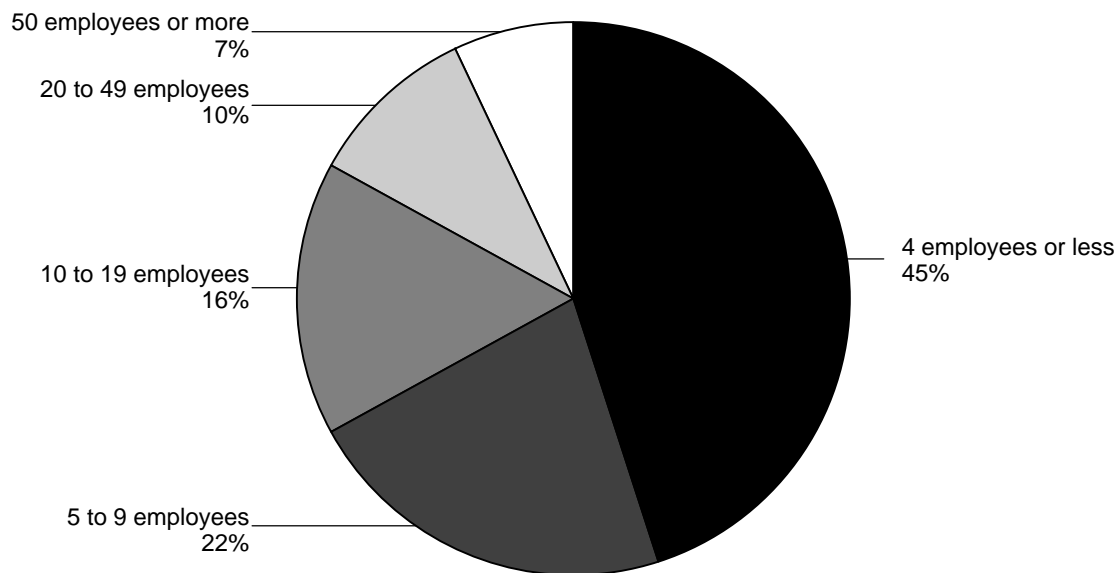
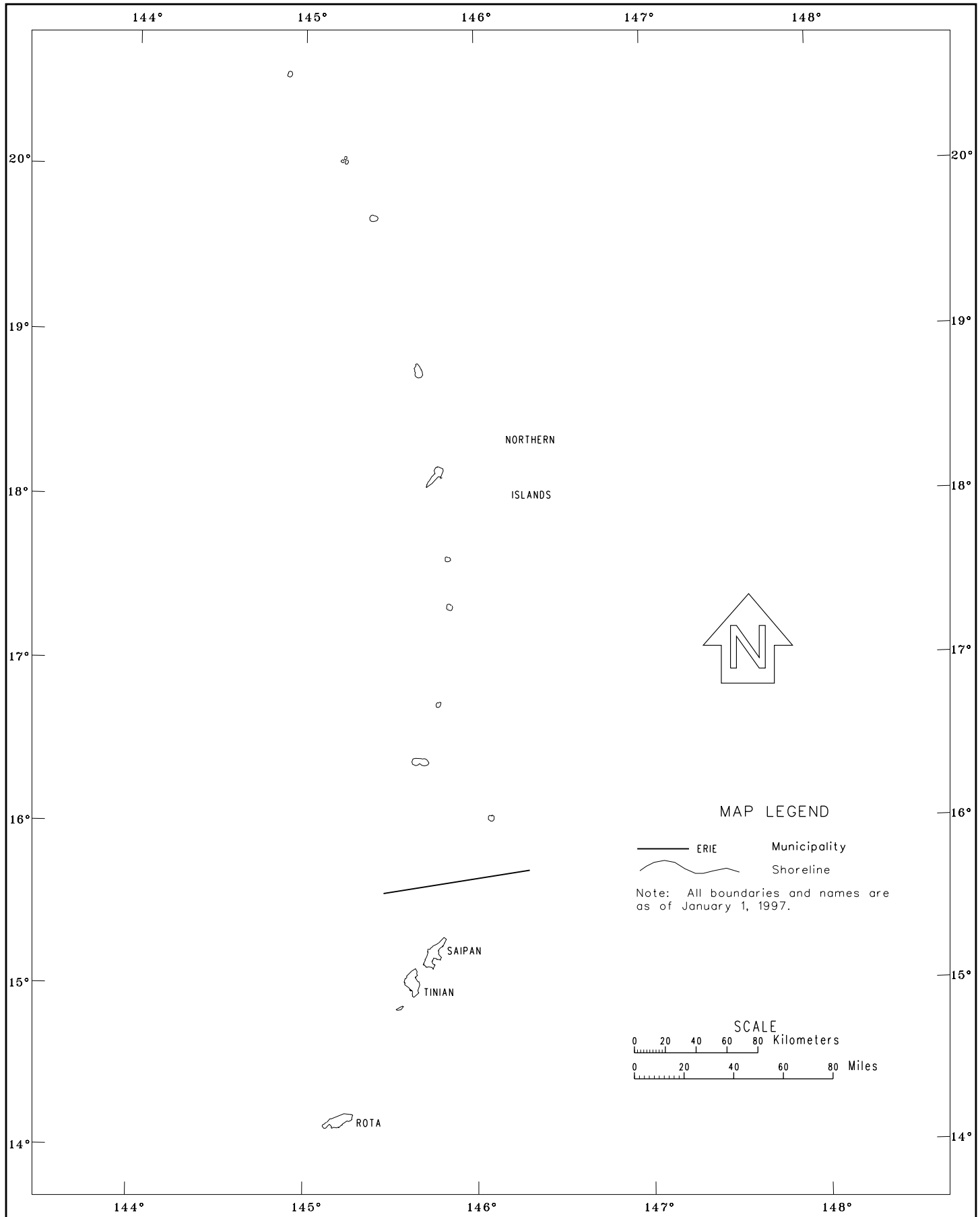


Figure 4. **Percent Distribution of All Establishments by Employment Size: 1997**



Employment size classes are based on number of paid employees for pay period including March 12.

**NORTHERN MARIANA ISLANDS - Municipalities**





**Table 1. General Statistics: 1997, 1992, 1987, and 1982**

[Detail may not add to total because of rounding. For meaning of abbreviations and symbols, see introductory text. For explanation of terms, see appendix A]

Industry division and year <sup>1</sup>	Establishments <sup>2</sup> (number)	Sales and receipts <sup>3</sup> (\$1,000)	Annual payroll (\$1,000)	First-quarter payroll (\$1,000)	Paid employees for pay period including March 12 (number)	Proprietors and partners <sup>4</sup> (number)	Unpaid family workers <sup>4</sup> (number)
<b>TOTAL</b>							
1997 .....	1 232	2 082 740	323 069	75 159	28 906	213	26
1992 .....	1 266	1 132 039	161 184	37 551	20 105	618	268
1987 .....	768	373 946	57 311	12 495	9 090	306	167
1982 .....	466	134 927	19 903	4 795	3 945	226	269
<b>Construction</b>							
1997 .....	85	87 942	21 471	4 531	2 302	13	—
1992 .....	103	87 602	17 712	4 739	3 036	57	20
1987 .....	72	43 488	11 572	1 745	2 061	25	6
1982 .....	42	22 180	3 698	898	732	11	14
<b>Manufacturing</b>							
1997 .....	84	762 080	146 583	32 078	13 715	5	—
1992 .....	73	264 467	48 652	9 572	6 267	22	4
1987 .....	39	58 138	14 495	3 217	2 257	5	3
1982 .....	8	2 094	521	107	97	1	—
<b>Wholesale Trade</b>							
1997 .....	87	222 655	9 417	2 175	745	7	—
1992 .....	60	132 095	5 877	1 290	534	8	3
1987 .....	28	49 746	1 598	361	187	2	—
1982 .....	11	28 546	1 418	417	364	3	1
<b>Retail Trade</b>							
1997 .....	519	570 266	54 186	13 656	4 811	78	14
1992 .....	616	384 354	37 969	9 035	4 715	300	157
1987 .....	383	155 378	14 138	3 519	2 304	175	126
1982 .....	258	56 667	7 367	1 816	1 490	142	199
<b>Service Industries</b>							
1997 .....	457	439 797	91 412	22 719	7 333	110	12
1992 .....	414	263 521	50 974	12 915	5 553	231	84
1987 .....	246	67 196	15 508	3 653	2 281	99	32
1982 .....	147	25 440	6 899	1 557	1 262	69	55

<sup>1</sup>Revisions of Standard Industrial Classification Manual in 1972 and 1987 resulted in some reclassification.

<sup>2</sup>1997 data include only establishments with payroll. Data for 1992 and earlier censuses include nonemployer establishments engaged in retail and certain service industries. In 1992, there were 40 nonemployer retail establishments and 30 nonemployer service industries establishments.

<sup>3</sup>For construction and manufacturing, see Appendix A for explanation of terms and problems of duplication.

<sup>4</sup>Includes only those who worked 15 hours or more during week including March 12.

**Table 2. General Statistics by Industry and Kind of Business: 1997**

[Detail may not add to total because of rounding. For meaning of abbreviations and symbols, see introductory text. For explanation of terms, see appendix A]

SIC code	Industry and kind of business	Establishments (number)	Sales and receipts <sup>1</sup> (\$1,000)	Annual payroll (\$1,000)	First-quarter payroll (\$1,000)	Paid employees for pay period including March 12 (number)	Proprietors and partners <sup>2</sup> (number)	Unpaid family workers <sup>3</sup> (number)
	<b>Total</b> .....	<b>1 232</b>	<b>2 082 740</b>	<b>323 069</b>	<b>75 159</b>	<b>28 906</b>	<b>213</b>	<b>26</b>
<b>15-17, 6552</b>	<b>Construction industries and subdividers and developers</b> .....	<b>85</b>	<b>87 942</b>	<b>21 471</b>	<b>4 531</b>	<b>2 302</b>	<b>13</b>	<b>-</b>
15	General building contractors .....	52	42 829	10 032	2 111	1 172	11	-
16	Heavy construction, except building .....	13	36 560	8 347	2 051	901	-	-
17	Special trade contractors .....	19	D	D	D	c	D	D
6552	Subdividers and developers, n.e.c. ....	1	D	D	D	a	D	D
<b>20-39</b>	<b>Manufacturing</b> .....	<b>84</b>	<b>762 080</b>	<b>146 583</b>	<b>32 078</b>	<b>13 715</b>	<b>5</b>	<b>-</b>
20	Food and kindred products .....	6	5 505	1 346	323	133	1	-
22	Textile mill products .....	3	D	D	D	e	D	D
23	Apparel and other textile products .....	39	699 631	133 243	28 985	12 457	2	-
24	Lumber and wood products .....	1	D	D	D	a	D	D
25	Furniture and fixtures .....	1	D	D	D	a	D	D
26	Paper and allied products .....	2	D	D	D	b	D	D
27	Printing and publishing .....	11	4 976	1 422	298	158	-	-
28	Chemicals and allied products .....	5	2 598	813	182	58	-	-
29	Petroleum and coal products .....	1	D	D	D	a	D	D
30	Rubber and miscellaneous plastics products .....	1	D	D	D	a	D	D
32	Stone, clay, and glass products .....	9	21 440	3 945	901	359	-	-
37	Transportation equipment .....	3	1 524	406	92	39	1	-
39	Miscellaneous manufacturing industries .....	2	D	D	D	a	D	D
<b>50-51</b>	<b>Wholesale trade</b> .....	<b>87</b>	<b>222 655</b>	<b>9 417</b>	<b>2 175</b>	<b>745</b>	<b>7</b>	<b>-</b>
50	Durable goods .....	26	50 451	3 152	772	227	-	-
51	Nondurable goods .....	61	172 204	6 265	1 403	518	7	-
<b>52-59</b>	<b>Retail trade</b> .....	<b>519</b>	<b>570 266</b>	<b>54 186</b>	<b>13 656</b>	<b>4 811</b>	<b>78</b>	<b>14</b>
52	Building materials and garden supplies .....	21	36 938	3 843	1 029	324	-	-
525	Hardware stores .....	19	D	D	D	e	D	D
526	Retail nurseries and garden stores .....	2	D	D	D	a	D	D
53	General merchandise stores .....	75	70 878	6 255	1 605	638	16	1
539	Miscellaneous general merchandise stores .....	75	70 878	6 255	1 605	638	16	1
54	Food stores .....	73	44 859	3 976	875	419	11	3
541	Grocery stores .....	60	42 369	3 584	781	370	8	3
542	Meat and fish markets .....	2	D	D	D	a	D	D
543	Fruit and vegetable markets .....	1	D	D	D	a	D	D
544	Candy, nut, and confectionery stores .....	1	D	D	D	a	D	D
546	Retail bakeries .....	7	1 788	305	71	36	2	-
549	Miscellaneous food stores .....	2	D	D	D	a	D	D
55, ex. 554	Automotive dealers, excluding gasoline service stations .....	17	79 817	6 731	1 589	312	2	-
551	New and used car dealers .....	9	75 253	5 964	1 402	252	-	-
553	Auto and home supply stores .....	7	D	D	D	b	D	D
559	Automotive dealers, n.e.c. ....	1	D	D	D	a	D	D
554	Gasoline service stations .....	24	D	D	D	c	D	D
56	Apparel and accessory stores .....	55	27 798	2 592	630	320	5	2
561	Men's and boys' clothing stores .....	5	266	36	2	3	-	-
562	Women's clothing stores .....	8	10 292	676	158	49	2	2
564	Children's and infants' wear stores .....	2	D	D	D	a	D	D
565	Family clothing stores .....	14	3 834	561	115	81	1	-
566	Shoe stores .....	6	D	D	D	b	D	D
569	Miscellaneous apparel and accessory stores .....	20	7 005	880	256	145	2	-
57	Furniture and home furnishings stores .....	30	15 059	2 006	485	163	-	-
571	Furniture and home furnishings stores .....	9	4 217	545	120	50	-	-
572	Household appliance stores .....	6	3 194	462	123	38	-	-
573	Radio, television, and computer stores .....	15	7 648	999	242	75	-	-
5731	Radio, television, and electronic stores .....	7	D	D	D	b	D	D
5734	Computer and software stores .....	6	3 969	449	113	39	-	-
5735	Record and prerecorded tape stores .....	1	D	D	D	a	D	D
5736	Musical instrument stores .....	1	D	D	D	a	D	D
58	Eating and drinking places .....	129	55 440	12 369	3 121	1 459	23	3
5812	Eating places .....	103	45 703	9 433	2 407	1 099	19	2
5813	Drinking places .....	26	9 737	2 936	714	360	4	1
591	Drug stores and proprietary stores .....	1	D	D	D	a	D	D
59, ex. 591	Miscellaneous retail .....	94	216 078	14 745	3 921	1 006	19	2
593	Used merchandise stores .....	1	D	D	D	a	D	D
594	Miscellaneous shopping goods stores .....	77	206 213	13 882	3 715	932	11	1
5941	Sporting goods and bicycle shops .....	5	2 230	259	54	28	1	1
5942	Book stores .....	2	D	D	D	a	D	D
5943	Stationery stores .....	3	D	D	D	b	D	D
5944	Jewelry stores .....	17	6 138	500	147	45	4	-
5947	Gift, novelty, and souvenir shops .....	45	171 712	11 785	3 144	768	4	-
5948	Luggage and leather goods stores .....	4	18 842	799	259	39	-	-
5949	Sewing, needlework, and piece goods .....	1	D	D	D	a	D	D
596	Nonstore retailers .....	3	D	D	D	a	D	D
598	Fuel dealers .....	6	7 003	492	117	24	-	-
599	Retail stores, n.e.c. ....	7	2 226	316	73	42	7	1

**Table 2. General Statistics by Industry and Kind of Business: 1997—Con.**

[Detail may not add to total because of rounding. For meaning of abbreviations and symbols, see introductory text. For explanation of terms, see appendix A]

SIC code	Industry and kind of business	Establishments (number)	Sales and receipts <sup>1</sup> (\$1,000)	Annual payroll (\$1,000)	First-quarter payroll (\$1,000)	Paid employees for pay period including March 12 (number)	Proprietors and partners <sup>2</sup> (number)	Unpaid family workers <sup>2</sup> (number)
<b>472, 70-79 (ex. 702, 704), 8072, 8111, 84, 871, 8731, 8732, 8734, 874</b>	<b>Service industries . . . . .</b>	<b>457</b>	<b>439 797</b>	<b>91 412</b>	<b>22 719</b>	<b>7 333</b>	<b>110</b>	<b>12</b>
472	Passenger transportation arrangement . . . . .	67	67 367	17 561	4 432	1 004	6	1
4724	Travel agencies . . . . .	31	16 606	3 877	1 016	273	2	—
4725	Tour operators . . . . .	30	34 999	9 849	2 385	525	4	1
4729	Passenger transportation arrangement, n.e.c . . . . .	6	15 762	3 835	1 031	206	—	—
70, ex. 702, 704	Hotels and other lodging places . . . . .	33	195 159	34 446	8 887	2 912	1	2
701	Hotels and motels . . . . .	33	195 159	34 446	8 887	2 912	1	2
72	Personal services . . . . .	38	8 867	2 291	537	249	8	—
721	Laundry, cleaning, and garment services . . . . .	13	6 469	1 548	369	166	3	—
723	Beauty shops . . . . .	12	D	D	D	b	D	D
724	Barber shops . . . . .	1	D	D	D	a	D	D
726	Funeral service and crematories . . . . .	1	D	D	D	a	D	D
729	Miscellaneous personal services . . . . .	11	1 276	363	74	28	2	—
73	Business services . . . . .	99	27 497	10 369	2 455	1 127	31	1
731	Advertising . . . . .	7	2 006	456	96	28	—	—
732	Credit reporting and collection . . . . .	2	D	D	D	a	D	D
733	Mailing, reproduction, stenographic . . . . .	3	D	D	D	a	D	D
734	Services to buildings . . . . .	11	3 299	1 014	257	91	3	—
735	Miscellaneous equipment rental and leasing . . . . .	19	6 783	1 200	282	111	6	—
736	Personnel supply services . . . . .	27	6 119	3 768	874	492	12	1
737	Computer and data processing services . . . . .	3	375	219	53	28	—	—
738	Miscellaneous business services . . . . .	27	8 212	3 516	842	352	6	—
75	Auto repair, services, and parking . . . . .	34	11 126	1 967	432	239	7	1
751	Automotive rentals, no drivers . . . . .	13	5 978	898	198	111	—	—
753	Automotive repair shops . . . . .	19	D	D	D	c	D	D
7532	Top and body repair and paint shops . . . . .	5	D	D	D	b	D	D
7539	Automobile repair shops, n.e.c . . . . .	14	3 828	648	149	70	4	1
754	Automotive services, except repair . . . . .	2	D	D	D	a	D	D
76	Miscellaneous repair services . . . . .	13	D	D	D	b	D	D
762	Electrical repair shops . . . . .	7	2 812	257	63	35	—	—
769	Miscellaneous repair shops . . . . .	6	D	D	D	a	D	D
78	Motion pictures . . . . .	9	4 544	876	229	101	2	1
79	Amusement and recreation services . . . . .	88	91 028	14 904	3 693	1 178	11	2
792	Producers, orchestras, entertainers . . . . .	2	D	D	D	a	D	D
793	Bowling centers . . . . .	2	D	D	D	b	D	D
794	Commercial sports . . . . .	1	D	D	D	a	D	D
799	Miscellaneous amusement, recreation services . . . . .	83	86 323	13 829	3 466	1 078	11	2
81	Legal services . . . . .	28	11 308	3 123	750	114	30	2
84	Museums, botanical, zoological gardens . . . . .	1	D	D	D	a	D	D
842	Botanical and zoological gardens . . . . .	1	D	D	D	a	D	D
87, ex. 872	Engineering and management services . . . . .	47	18 764	5 212	1 191	362	13	2
871	Engineering and architectural services . . . . .	18	9 111	2 764	652	168	6	2
874	Management and public relations . . . . .	29	9 653	2 448	539	194	7	—

<sup>1</sup>For construction and manufacturing, see appendix A for explanation of terms and problems of duplication.

<sup>2</sup>Includes only those who worked 15 hours or more during week including March 12.

**Table 3. General Statistics by Legal Form of Organization: 1997**

[Detail may not add to total because of rounding. For meaning of abbreviations and symbols, see introductory text. For explanation of terms, see appendix A]

Industry division and legal form of organization	Establishments (number)	Sales and receipts <sup>1</sup> (\$1,000)	Annual payroll (\$1,000)	First-quarter payroll (\$1,000)	Paid employees for pay period including March 12 (number)	Proprietors and partners <sup>2</sup> (number)	Unpaid family workers <sup>2</sup> (number)
<b>Total</b> .....	<b>1 232</b>	<b>2 082 740</b>	<b>323 069</b>	<b>75 159</b>	<b>28 906</b>	<b>213</b>	<b>26</b>
Corporations .....	1 045	2 008 047	303 705	71 046	26 866	—	—
Individual proprietorships .....	160	53 935	15 872	3 287	1 826	175	24
Partnerships .....	17	D	D	D	b	D	D
Other .....	10	D	D	D	c	D	D
<b>Construction</b> .....	<b>85</b>	<b>87 942</b>	<b>21 471</b>	<b>4 531</b>	<b>2 302</b>	<b>13</b>	<b>—</b>
Corporations .....	74	D	D	D	g	D	D
Individual proprietorships .....	11	D	D	D	e	D	D
Partnerships .....	—	—	—	—	—	—	—
Other .....	—	—	—	—	—	—	—
<b>Manufacturing</b> .....	<b>84</b>	<b>762 080</b>	<b>146 583</b>	<b>32 078</b>	<b>13 715</b>	<b>5</b>	<b>—</b>
Corporations .....	79	D	D	D	j	D	D
Individual proprietorships .....	4	D	D	D	f	D	D
Partnerships .....	1	D	D	D	a	D	D
Other .....	—	—	—	—	—	—	—
<b>Wholesale trade</b> .....	<b>87</b>	<b>222 655</b>	<b>9 417</b>	<b>2 175</b>	<b>745</b>	<b>7</b>	<b>—</b>
Corporations .....	81	214 836	8 547	2 008	658	—	—
Individual proprietorships .....	5	D	D	D	b	D	D
Partnerships .....	—	—	—	—	—	—	—
Other .....	1	D	D	D	b	D	D
<b>Retail trade</b> .....	<b>519</b>	<b>570 266</b>	<b>54 186</b>	<b>13 656</b>	<b>4 811</b>	<b>78</b>	<b>14</b>
Corporations .....	448	540 073	50 285	12 612	4 273	—	—
Individual proprietorships .....	63	21 058	2 797	774	475	70	12
Partnerships .....	4	D	D	D	a	D	D
Other .....	4	D	D	D	b	D	D
<b>Service industries</b> .....	<b>457</b>	<b>439 797</b>	<b>91 412</b>	<b>22 719</b>	<b>7 333</b>	<b>110</b>	<b>12</b>
Corporations .....	363	413 733	84 505	21 067	6 776	—	—
Individual proprietorships .....	77	18 660	5 081	1 191	462	81	12
Partnerships .....	12	6 676	1 633	383	77	29	—
Other .....	5	728	193	78	18	—	—

<sup>1</sup>For construction and manufacturing, see appendix A for explanation of terms and problems of duplication.

<sup>2</sup>Includes only those who worked 15 hours or more during week including March 12.

**Table 4. General Statistics by Sales and Receipts Size: 1997**

[Detail may not add to total because of rounding. For meaning of abbreviations and symbols, see introductory text. For explanation of terms, see appendix A]

Industry division and sales and receipts size	Establishments (number)	Sales and receipts <sup>1</sup> (\$1,000)	Annual payroll (\$1,000)	First-quarter payroll (\$1,000)	Paid employees for pay period including March 12 (number)	Proprietors and partners <sup>2</sup> (number)	Unpaid family workers <sup>2</sup> (number)
<b>Total</b> .....	<b>1 232</b>	<b>2 082 740</b>	<b>323 069</b>	<b>75 159</b>	<b>28 906</b>	<b>213</b>	<b>26</b>
Less than \$5,000 .....	9	34	11	2	2	3	—
\$5,000 to \$9,999 .....	12	92	25	3	2	4	—
\$10,000 to \$24,999 .....	61	1 034	310	84	52	15	3
\$25,000 to \$49,999 .....	83	3 172	923	241	153	19	2
\$50,000 to \$99,999 .....	144	10 649	3 118	731	497	33	4
\$100,000 to \$249,999 .....	314	51 864	13 519	3 289	1 581	56	5
\$250,000 to \$499,999 .....	187	68 231	14 893	3 575	1 634	32	7
\$500,000 to \$999,999 .....	162	112 233	22 426	5 389	2 234	26	4
\$1,000,000 or more .....	260	1 835 431	267 844	61 845	22 751	25	1
<b>Construction</b> .....	<b>85</b>	<b>87 942</b>	<b>21 471</b>	<b>4 531</b>	<b>2 302</b>	<b>13</b>	<b>—</b>
Less than \$5,000 .....	3	D	D	D	a	D	D
\$5,000 to \$9,999 .....	1	D	D	D	a	D	D
\$10,000 to \$24,999 .....	3	D	D	D	a	D	D
\$25,000 to \$49,999 .....	3	D	D	D	a	D	D
\$50,000 to \$99,999 .....	7	515	313	65	46	3	—
\$100,000 to \$249,999 .....	25	4 064	1 601	375	218	4	—
\$250,000 to \$499,999 .....	15	5 472	2 068	454	243	1	—
\$500,000 to \$999,999 .....	7	4 350	1 619	400	210	3	—
\$1,000,000 or more .....	21	73 343	15 806	3 224	1 578	1	—
<b>Manufacturing</b> .....	<b>84</b>	<b>762 080</b>	<b>146 583</b>	<b>32 078</b>	<b>13 715</b>	<b>5</b>	<b>—</b>
Less than \$5,000 .....	—	—	—	—	—	—	—
\$5,000 to \$9,999 .....	—	—	—	—	—	—	—
\$10,000 to \$24,999 .....	1	D	D	D	a	D	D
\$25,000 to \$49,999 .....	3	D	D	D	a	D	D
\$50,000 to \$99,999 .....	5	347	125	27	17	2	—
\$100,000 to \$249,999 .....	16	2 303	731	144	57	—	—
\$250,000 to \$499,999 .....	9	3 185	807	205	74	—	—
\$500,000 to \$999,999 .....	11	8 189	1 859	370	182	1	—
\$1,000,000 or more .....	39	747 941	143 006	31 317	13 377	1	—
<b>Wholesale trade</b> .....	<b>87</b>	<b>222 655</b>	<b>9 417</b>	<b>2 175</b>	<b>745</b>	<b>7</b>	<b>—</b>
Less than \$5,000 .....	—	—	—	—	—	—	—
\$5,000 to \$9,999 .....	—	—	—	—	—	—	—
\$10,000 to \$24,999 .....	1	D	D	D	a	D	D
\$25,000 to \$49,999 .....	2	D	D	D	a	D	D
\$50,000 to \$99,999 .....	7	453	54	14	8	—	—
\$100,000 to \$249,999 .....	13	2 178	330	81	47	2	—
\$250,000 to \$499,999 .....	12	4 583	615	154	58	—	—
\$500,000 to \$999,999 .....	17	12 157	1 414	330	133	1	—
\$1,000,000 or more .....	35	203 175	6 962	1 584	493	2	—
<b>Retail trade</b> .....	<b>519</b>	<b>570 266</b>	<b>54 186</b>	<b>13 656</b>	<b>4 811</b>	<b>78</b>	<b>14</b>
Less than \$5,000 .....	1	D	D	D	a	D	D
\$5,000 to \$9,999 .....	4	D	D	D	a	D	D
\$10,000 to \$24,999 .....	30	495	95	16	11	7	1
\$25,000 to \$49,999 .....	33	1 272	289	78	57	10	1
\$50,000 to \$99,999 .....	65	4 885	1 064	243	169	11	2
\$100,000 to \$249,999 .....	137	22 752	4 121	970	557	21	2
\$250,000 to \$499,999 .....	76	27 820	3 970	950	454	10	4
\$500,000 to \$999,999 .....	75	52 244	8 360	2 190	1 015	11	3
\$1,000,000 or more .....	98	460 766	36 282	9 208	2 547	7	1
<b>Service industries</b> .....	<b>457</b>	<b>439 797</b>	<b>91 412</b>	<b>22 719</b>	<b>7 333</b>	<b>110</b>	<b>12</b>
Less than \$5,000 .....	5	D	D	D	a	D	D
\$5,000 to \$9,999 .....	7	D	D	D	a	D	D
\$10,000 to \$24,999 .....	26	448	187	61	35	6	2
\$25,000 to \$49,999 .....	42	1 588	506	130	81	8	1
\$50,000 to \$99,999 .....	60	4 449	1 562	382	257	17	2
\$100,000 to \$249,999 .....	123	20 567	6 736	1 719	702	29	3
\$250,000 to \$499,999 .....	75	27 171	7 433	1 812	805	21	3
\$500,000 to \$999,999 .....	52	35 293	9 174	2 099	694	10	1
\$1,000,000 or more .....	67	350 206	65 788	16 512	4 756	14	—

<sup>1</sup>For construction and manufacturing, see appendix A for explanation of terms and problems of duplication.

<sup>2</sup>Includes only those who worked 15 hours or more during week including March 12.

**Table 5. General Statistics by Employment Size: 1997**

[Detail may not add to total because of rounding. For meaning of abbreviations and symbols, see introductory text. For explanation of terms, see appendix A]

Industry division and employment size <sup>1</sup>	Establishments (number)	Sales and receipts <sup>2</sup> (\$1,000)	Annual payroll (\$1,000)	First-quarter payroll (\$1,000)	Paid employees for pay period including March 12 (number)	Proprietors and partners <sup>3</sup> (number)	Unpaid family workers <sup>3</sup> (number)
<b>Total</b> .....	<b>1 232</b>	<b>2 082 740</b>	<b>323 069</b>	<b>75 159</b>	<b>28 906</b>	<b>213</b>	<b>26</b>
No employees .....	97	11 598	3 893	—	—	19	1
1 to 4 employees .....	462	120 502	12 495	2 750	1 045	85	17
5 to 9 employees .....	275	151 380	20 588	5 075	1 828	47	4
10 to 19 employees .....	195	172 968	27 543	6 670	2 608	40	2
20 to 49 employees .....	120	346 437	38 158	9 444	3 694	19	2
50 employees or more .....	83	1 279 855	220 392	51 220	19 731	3	—
<b>Construction</b> .....	<b>85</b>	<b>87 942</b>	<b>21 471</b>	<b>4 531</b>	<b>2 302</b>	<b>13</b>	<b>—</b>
No employees .....	9	D	D	D	a	D	D
1 to 4 employees .....	15	10 079	1 070	123	28	—	—
5 to 9 employees .....	22	D	D	D	c	D	D
10 to 19 employees .....	11	4 453	1 264	291	148	4	—
20 to 49 employees .....	19	19 610	4 940	1 108	608	3	—
50 employees or more .....	9	D	D	D	g	D	D
<b>Manufacturing</b> .....	<b>84</b>	<b>762 080</b>	<b>146 583</b>	<b>32 078</b>	<b>13 715</b>	<b>5</b>	<b>—</b>
No employees .....	6	4 107	2 865	—	—	—	—
1 to 4 employees .....	16	1 985	424	95	43	2	—
5 to 9 employees .....	16	7 212	1 248	300	113	1	—
10 to 19 employees .....	6	3 343	853	203	74	1	—
20 to 49 employees .....	8	11 705	2 444	511	238	—	—
50 employees or more .....	32	733 728	138 749	30 969	13 247	1	—
<b>Wholesale trade</b> .....	<b>87</b>	<b>222 655</b>	<b>9 417</b>	<b>2 175</b>	<b>745</b>	<b>7</b>	<b>—</b>
No employees .....	2	D	D	D	a	D	D
1 to 4 employees .....	41	38 024	1 422	343	102	3	—
5 to 9 employees .....	21	D	D	D	c	D	D
10 to 19 employees .....	14	27 248	2 177	535	159	2	—
20 to 49 employees .....	8	133 743	3 769	867	292	—	—
50 employees or more .....	1	D	D	D	b	D	D
<b>Retail trade</b> .....	<b>519</b>	<b>570 266</b>	<b>54 186</b>	<b>13 656</b>	<b>4 811</b>	<b>78</b>	<b>14</b>
No employees .....	54	3 403	417	—	—	12	—
1 to 4 employees .....	210	42 685	4 061	935	474	31	9
5 to 9 employees .....	108	80 163	7 337	1 780	707	10	3
10 to 19 employees .....	84	83 838	10 925	2 723	1 133	14	—
20 to 49 employees .....	54	142 759	16 680	4 281	1 586	11	2
50 employees or more .....	9	217 418	14 766	3 937	911	—	—
<b>Service industries</b> .....	<b>457</b>	<b>439 797</b>	<b>91 412</b>	<b>22 719</b>	<b>7 333</b>	<b>110</b>	<b>12</b>
No employees .....	26	2 988	427	—	—	5	1
1 to 4 employees .....	180	27 729	5 518	1 254	398	49	8
5 to 9 employees .....	108	35 780	8 899	2 270	720	32	1
10 to 19 employees .....	80	54 086	12 324	2 918	1 094	19	2
20 to 49 employees .....	31	38 620	10 325	2 677	970	5	—
50 employees or more .....	32	280 594	53 919	13 600	4 151	—	—

<sup>1</sup>Employment size classes are based on number of paid employees for pay period including March 12.  
<sup>2</sup>For construction and manufacturing, see appendix A for explanation of terms and problems of duplication.  
<sup>3</sup>Includes only those who worked 15 hours or more during week including March 12.

**Table 6. General Statistics by Industry Groups and Municipalities: 1997**

[Detail may not add to total because of rounding. For meaning of abbreviations and symbols, see introductory text. For explanation of terms, see appendix A]

Industry division and municipalities	Establishments (number)	Sales and receipts <sup>1</sup> (\$1,000)	Annual payroll (\$1,000)	First-quarter payroll (\$1,000)	Paid employees for pay period including March 12 (number)	Proprietors and partners <sup>2</sup> (number)	Unpaid family workers <sup>2</sup> (number)
<b>Northern Mariana Islands</b>	<b>1 232</b>	<b>2 082 740</b>	<b>323 069</b>	<b>75 159</b>	<b>28 906</b>	<b>213</b>	<b>26</b>
Construction	85	87 942	21 471	4 531	2 302	13	-
Manufacturing	84	762 080	146 583	32 078	13 715	5	-
Wholesale trade	87	222 655	9 417	2 175	745	7	-
Retail trade	519	570 266	54 186	13 656	4 811	78	14
Service industries	457	439 797	91 412	22 719	7 333	110	12
<b>Saipan</b>	<b>1 166</b>	<b>2 038 911</b>	<b>314 571</b>	<b>73 470</b>	<b>28 068</b>	<b>188</b>	<b>19</b>
Construction	80	D	D	D	g	D	D
Manufacturing	81	758 285	146 231	32 006	13 686	5	-
Wholesale trade	83	D	D	D	f	D	D
Retail trade	489	557 146	52 705	13 277	4 580	60	10
Service industries	433	430 262	87 954	21 835	6 989	103	9
<b>Tinian</b>	<b>30</b>	<b>18 752</b>	<b>3 658</b>	<b>458</b>	<b>299</b>	<b>5</b>	<b>1</b>
Construction	3	D	D	D	c	D	D
Manufacturing	2	D	D	D	a	D	D
Wholesale trade	2	D	D	D	a	D	D
Retail trade	12	4 749	640	155	88	4	1
Service industries	11	1 011	366	107	39	1	-
<b>Rota</b>	<b>36</b>	<b>25 077</b>	<b>4 840</b>	<b>1 231</b>	<b>539</b>	<b>20</b>	<b>6</b>
Construction	2	D	D	D	b	D	D
Manufacturing	1	D	D	D	a	D	D
Wholesale trade	2	D	D	D	a	D	D
Retail trade	18	8 371	841	224	143	14	3
Service industries	13	8 524	3 092	777	305	6	3
<b>Northern Islands</b>	<b>-</b>	<b>-</b>	<b>-</b>	<b>-</b>	<b>-</b>	<b>-</b>	<b>-</b>
Construction	-	-	-	-	-	-	-
Manufacturing	-	-	-	-	-	-	-
Wholesale trade	-	-	-	-	-	-	-
Retail trade	-	-	-	-	-	-	-
Service industries	-	-	-	-	-	-	-

<sup>1</sup>For construction and manufacturing, see appendix A for explanation of terms and problems of duplication.

<sup>2</sup>Includes only those who worked 15 hours or more during week including March 12.

**Table 7. Distribution of Establishments by Citizenship Status of Owner for Industry Groups and Municipalities: 1997**

[Detail may not add to total because of rounding. For meaning of abbreviations and symbols, see introductory text. For explanation of terms, see appendix A]

Industry division and municipalities	Citizenship status of owner of establishment <sup>1</sup>							
	Total establishments (number)	United States CNMI born (number)	United States other (number)	Japan (number)	Philippines (number)	Korea (number)	China/Taiwan (number)	Other (number)
<b>Northern Mariana Islands</b>	<b>1 232</b>	<b>259</b>	<b>318</b>	<b>141</b>	<b>60</b>	<b>133</b>	<b>92</b>	<b>32</b>
Construction	85	15	22	6	4	8	7	2
Manufacturing	84	10	21	2	5	19	12	6
Wholesale trade	87	15	35	4	7	8	8	3
Retail trade	519	107	115	54	27	61	51	14
Service industries	457	112	125	75	17	37	14	7
<b>Saipan</b>	<b>1 166</b>	<b>221</b>	<b>303</b>	<b>135</b>	<b>60</b>	<b>132</b>	<b>91</b>	<b>29</b>
Construction	80	14	20	6	4	8	6	2
Manufacturing	81	10	20	1	5	19	12	5
Wholesale trade	83	13	33	4	7	8	8	3
Retail trade	489	87	107	54	27	61	51	12
Service industries	433	97	123	70	17	36	14	7
<b>Tinian</b>	<b>30</b>	<b>16</b>	<b>8</b>	<b>-</b>	<b>-</b>	<b>1</b>	<b>1</b>	<b>2</b>
Construction	3	-	1	-	-	-	1	-
Manufacturing	2	-	1	-	-	-	-	1
Wholesale trade	2	1	1	-	-	-	-	-
Retail trade	12	8	3	-	-	-	-	1
Service industries	11	7	2	-	-	1	-	-
<b>Rota</b>	<b>36</b>	<b>22</b>	<b>7</b>	<b>6</b>	<b>-</b>	<b>-</b>	<b>-</b>	<b>1</b>
Construction	2	1	1	-	-	-	-	-
Manufacturing	1	-	-	1	-	-	-	-
Wholesale trade	2	1	1	-	-	-	-	-
Retail trade	18	12	5	-	-	-	-	1
Service industries	13	8	-	5	-	-	-	-
<b>Northern Islands</b>	<b>-</b>	<b>-</b>	<b>-</b>	<b>-</b>	<b>-</b>	<b>-</b>	<b>-</b>	<b>-</b>
Construction	-	-	-	-	-	-	-	-
Manufacturing	-	-	-	-	-	-	-	-
Wholesale trade	-	-	-	-	-	-	-	-
Retail trade	-	-	-	-	-	-	-	-
Service industries	-	-	-	-	-	-	-	-

<sup>1</sup>Establishment counts by citizenship status do not equal total establishments. The difference represents establishments that did not report citizenship.

---

# Appendix A.

## General Explanation

---

### CENSUS COVERAGE AND METHODOLOGY

**Structure and method of enumeration.** The 1997 Economic Census of Outlying Areas, Northern Mariana Islands was conducted by mail. A census form was mailed to all employer firms (employers of one person or more) classified as being within the scope of the census. One single report form was used to collect data. Firms were instructed to return the completed report form by mail. The Government of the Northern Mariana Islands, under the provisions in title 13 of the United States Code, section 191(b), was responsible for contacting respondents about overdue census forms. The Chief of the Central Statistics Division, Department of Commerce supervised the local activities. The project leader, supervisors, and interviewers were trained in Saipan by staff of the Census Bureau.

On a regular basis, the Census Bureau provided the Central Statistics Division with a list of establishments for which a report form had not been received. Interviewers were instructed to contact establishments by telephone to obtain the required information. Personal interviews were conducted to obtain data from establishments which requested a personal visit or establishments that could not be contacted by telephone. Quality checks were performed to ensure that the necessary reports were obtained.

The census covered individual construction, manufacturing, wholesale, retail, and some service establishments. Establishments with no paid employees for the entire year of 1997 are excluded from this publication. Peddlers and other itinerant vendors without established places of business were not enumerated, since they were out of the scope of the census.

Each establishment was assigned a kind-of-business code from the *Standard Industrial Classification Manual: 1987*<sup>1</sup> (SIC) based on the respondent's answers to the questions on main business or primary activity of the establishment and sources of sales or receipts.

### EXPLANATION OF TERMS

**Sales and receipts.** Sales and receipts include merchandise sold (excluding excise taxes), value of products shipped, receipts from repairs and other services to customers, and delivery and carrying charges, whether or not payment was

received in 1997. Sales are net after deductions for refunds and allowances for merchandise returned by customers. Sales and receipts also include income from business activities classified in a major category different from the one assigned to the establishment; e.g., wholesalers may have receipts from sales at retail and similarly, retailers may have receipts from sales at wholesale. Receipts exclude amounts other than those received from customers, such as income from investments and rental of real estate.

Figures may contain duplication since products of some industries are used as materials for others and work (and receipts) of one firm may be subcontracted to other firms and included in the other firm's receipts.

**Firms.** A firm is a business organization or entity consisting of one or more domestic establishments (location) under common ownership or control. All establishments of subsidiary firms are included as part of the owning or controlling firm. For the economic censuses, the terms "firm" and "company" are synonymous.

**Annual payroll.** Payroll includes all forms of compensation, such as salaries, wages, commissions, bonuses, vacation allowances, sick-leave pay, and the value of payments-in-kind (e.g., free meals and lodging) paid during the year to all employees. It also includes tips and gratuities received by employees from patrons and reported to employers. For corporations, it includes amounts paid to officers and executives; for unincorporated businesses, it does not include profit or other compensation of proprietors and partners. Payroll is reported before deductions for social security, income tax, insurance, union dues, etc.

**First-quarter payroll.** This item consists of payroll, as defined above, paid to persons employed at any time during the quarter January to March 1997.

**Paid employees for the pay period including March 12.** Paid employees, including salaried officers and executives of corporations, are those full- and part-time employees who were on the payroll during the pay period including March 12, 1997. Included are employees on paid sick leave, paid holidays, and paid vacations. Proprietors and partners of unincorporated businesses are not included.

---

<sup>1</sup>*Standard Industrial Classification Manual: 1987.* For sale by Superintendent of Documents, U.S. Government Printing Office, Washington, DC 20402. Stock No. 041-001-00314-2.



**Proprietors and partners, working.** Proprietors and partners are owners or partners of unincorporated businesses who worked 15 hours or more during the week which included March 12, 1997.

**Unpaid family workers.** This item includes all unpaid family members who worked 15 hours or more during the week which included March 12, 1997.

**Legal form of organization.** The legal form of organization for firms was based on the response to the organizational status questions on the census report forms.

## KIND-OF-BUSINESS CLASSIFICATIONS

Establishments covered in the 1997 census were assigned a kind-of-business classification in accordance with the provisions of the 1987 SIC Manual. However, the limited number of establishments in most classifications at the detail level would necessitate extensive suppression of data to avoid disclosing figures for individual business organizations. Therefore, the data in this report are usually shown for SIC major groups or other SIC combinations.

Following are selected kind-of-business descriptions:

### **Construction (SIC Division C, Major Groups 15 through 17, and 6552)**

This division includes establishments primarily engaged in construction. The term "construction" includes new work, additions, alterations, and repairs. There are three broad types of construction activity:

1. **Building construction by general contractors and operative builders (Major Group 15)**—This major group includes general contractors and operative builders primarily engaged in the construction of residential, farm, industrial, commercial, or other buildings. General building contractors who combine a special trade with the contracting are included in this major group.
2. **Heavy construction other than building construction by contractors (Major Group 16)**—This major group includes general contractors primarily engaged in heavy construction other than building, such as highways and streets, bridges, sewers, railroads, irrigation projects, flood control projects and marine construction, and special trade contractors primarily engaged in activities of a type that are clearly specialized to such heavy construction and are not normally performed on buildings or building-related projects. Specialized activities that are covered include grading for highways and airport runways; guardrail construction; installation of highway signs; trenching; underwater rock removal; and asphalt and concrete construction of roads, highways, streets, and public sidewalks.

3. **Construction by special trade contractors (Major Group 17)**—This major group includes special trade contractors who undertake activities of a type that are specialized either to building construction, including work on mobile homes, or to both building and non-building projects. These activities include painting (including bridge painting and traffic lane painting), electrical work (including work on bridges, power lines, and power plants), carpentry work, plumbing, heating, air-conditioning, roofing, and sheet metal work. Special trade contractors may work on subcontract from the general contractor, performing only part of the work covered by the general contract, or they may work directly for the owner. Special trade contractors for the most part perform their work at the site of construction, although they also may have shops where they perform work incidental to the job site.

**Land subdividers and developers, except cemeteries (SIC 6552).** Establishments primarily engaged in subdividing real property into lots, except cemetery lots, and in developing it for resale on their own account. Establishments primarily engaged in developing lots for others are classified in industry 1794.

### **Manufacturing (SIC Division D, Major Groups 20 through 39)**

This division includes establishments engaged in the mechanical or chemical transformation of materials or substances into new products. These establishments are usually described as plants, factories, or mills and characteristically use power-driven machines and materials handling equipment.

#### **Food and Kindred Products (SIC Major Group 20)**

This major group includes establishments manufacturing or processing foods and beverages for human consumption, and certain related products, such as manufactured ice, chewing gum, vegetable and animal fats and oils, and prepared feeds for animals and fowls.

#### **Textile Mill Products (SIC Major Group 22)**

This major group includes establishments engaged in performing any of the following operations: (1) preparation of fiber and subsequent manufacturing of yarn, thread, braids, twine, and cordage; (2) manufacturing broadwoven, narrow woven, and knit fabrics; and carpets and rugs from yarn; (3) dyeing and finishing fiber, yarn, fabrics, and knit apparel; (4) coating, waterproofing, or otherwise treating fabrics; (5) the integrated manufacture of knit apparel and other finished articles from yarn; and (6) the manufacture of felt goods, lace goods, nonwoven fabrics, and miscellaneous textiles.

## Apparel and Other Finished Products Made From Fabrics and Similar Materials (SIC Major Group 23)

This major group, known as the cutting-up and needle trades, includes establishments producing clothing and fabricating products by cutting and sewing purchased woven or knit textile fabrics and related materials, such as leather, rubberized fabrics, plastics, and furs. Also included are establishments that manufacture clothing by cutting and joining (for example, by adhesives) materials such as paper and nonwoven textiles.

## Printing, Publishing, and Allied Industries (SIC Major Group 27)

This major group includes establishments engaged in printing by one or more common processes, such as letterpress; lithography (including offset), gravure, or screen; and those establishments which perform services for the printing trade, such as bookbinding and plate making. This major group also includes establishments engaged in publishing newspapers, books, and periodicals, regardless of whether or not they do their own printing.

## Stone, Clay, Glass, and Concrete Products (SIC Major Group 32)

This major group includes establishments engaged in manufacturing flat glass and other glass products, cement, structural clay products, pottery, concrete and gypsum products, cut stone, abrasive and asbestos products, and other products from materials taken principally from the earth in the form of stone, clay, and sand.

## Miscellaneous Manufacturing Industries (SIC Major Group 39)

This major group includes establishments primarily engaged in manufacturing products not classified in any other manufacturing major group. Industries in this group fall into the following categories: jewelry, silverware, and plated ware; musical instruments; dolls, toys, games, and sporting and athletic goods; pens, pencils, and artists' materials; buttons, costume novelties, miscellaneous notions; brooms and brushes; caskets; and other miscellaneous manufacturing industries.

## Wholesale Trade (SIC Division F, Major Groups 50 and 51)

This division includes establishments or places of business primarily engaged in selling merchandise to retailers; industrial, commercial, institutional, farm, or professional business users; other wholesalers; or government agencies (Federal and local); or acting as agents or brokers in

buying merchandise for or selling merchandise to such persons or companies. Importers selling merchandise at wholesale and exporters also are included in wholesale trade.

## Durable Goods (SIC Major Group 50)

This major group includes establishments primarily engaged in the wholesale distribution of durable goods.

## Nondurable Goods (SIC Major Group 51)

This major group includes establishments primarily engaged in the wholesale distribution of nondurable goods.

## Retail Trade (SIC Division G, Major Group 52 through 59)

This division includes establishments engaged in selling merchandise for personal or household consumption and in rendering services incidental to the sale of the goods. Exceptions are necessitated by trade practices. For example, lumber yards and paint, glass, and wallpaper stores are included in retail trade if they sell to the general public, even if a higher proportion of their sales is made to contractors. Establishments engaged in selling products to the general public from displayed merchandise, such as typewriters, stationery, or gasoline, are classified in retail trade even though such products may not be used for personal or household consumption. However, establishments that sell exclusively to business establishments, institutional and industrial users, or contractors are classified in wholesale trade.

Other important characteristics of retail trade establishments are that they are usually fixed places of business; are engaged in activities to attract the general public to buy; buy or receive as well as sell merchandise; they may process their products, although processing is incidental or subordinate to selling; and are considered as retail in the trade. Not all of these characteristics need to be present and some are modified by trade practices.

In general, retail establishments were classified according to the principal lines of commodities sold (groceries, hardware, etc.) or the usual trade designation (drug store, cigar store, etc.).

Kind-of-business classifications are not interchangeable with commodity classifications; most businesses sell several kinds of commodities. The kind-of-business code generally reflects either the individual commodity or the commodity group which is the primary source of the establishment's receipts, or some mixture of commodities which characterizes the establishment's business. Thus, the classification of establishments by kind of business generally does not make it possible to determine either the number of establishments handling a particular commodity

or the sales of that commodity. For example, the "food-stores" classification excludes stores selling food if the sale of food is not the primary source of receipts; moreover, even though stores are classified as "food stores" some of their receipts may be derived from the sale of nonfood products.

#### **Building Materials, Hardware, Garden Supply, and Mobile Home Dealers (SIC Major Group 52)**

This major group includes retail establishments primarily engaged in selling lumber and other building materials; paint, glass, and wallpaper; hardware; nursery stock; lawn and garden supplies; and mobile homes.

#### **General Merchandise Stores (SIC Major Group 53)**

This major group includes retail stores which sell a number of lines of merchandise, such as dry goods, apparel and accessories, furniture and homefurnishings, small wares, hardware, and food. The stores included in this group are known as department stores, variety stores, general merchandise stores, and general stores. Establishments primarily engaged in selling used general merchandise are classified in Industry Group 593; those selling general merchandise by mail, vending machine, or direct selling are classified in Industry Group 596.

#### **Food Stores (SIC Major Group 54)**

This major group includes retail stores primarily engaged in selling food for home preparation and consumption. Establishments primarily engaged in selling prepared foods and drinks for consumption on the premises are classified in Major Group 58, and stores primarily engaged in selling packaged beers and liquors are classified in Industry 5921.

**Grocery stores (SIC 541).** Establishments primarily selling a wide variety of canned or frozen foods such as vegetables, fruits, and soups; packaged or bulk dry groceries, such as tea, coffee, cocoa, dried fruits, spices, sugar, flour, and crackers; and other processed foods and nonedible grocery items. These establishments often sell smoked and prepared meats, fresh fish and poultry, fresh vegetables and fruits, and fresh or frozen meats. Establishments commonly known as supermarkets, food stores, and delicatessens are included if receipts from sales of groceries and food items for off-premise preparation and consumption are 50 percent or more of total sales.

#### **Automotive Dealers and Gasoline Service Stations (SIC Major Group 55)**

This major group includes retail dealers selling new and used automobiles, boats, recreational and utility trailers, motorcycles, and mopeds; those selling new automobile

parts and accessories; and gasoline service stations. It includes establishments dealing exclusively in used automobiles, but not establishments dealing exclusively in used parts (SIC 5015). Also included are automobile repair shops maintained by establishments engaged in the sale of new automobiles. Automotive distributors, the greater part of whose sales are to dealers or to institutional or industrial users, are classified in wholesale trade.

**Motor vehicle dealers (new and used) (SIC 551).** Establishments primarily engaged in the sale of new automobiles or new and used automobiles. They usually have a service and parts department.

**Auto and home supply stores (SIC 553).** Establishments primarily engaged in selling automobile tires, batteries, and accessories. They frequently sell household appliances, radios, television sets, sporting and recreational goods, toys, housewares, and hardware, no one of which accounts for over 49 percent of total sales.

**Gasoline service stations (SIC 554).** Establishments primarily selling gasoline and automotive lubricants. Usually these establishments also sell tires, batteries, and accessories, and perform minor repair work and services. Establishments called garages, but deriving more than half of their receipts from the sale of gasoline and automotive lubricants, are included.

**Boat dealers (SIC 555).** Establishments primarily engaged in the retail sale of new and used motorboats and other watercraft, including parts, accessories, marine supplies, and outboard motors.

#### **Apparel and Accessory Stores (SIC Major Group 56)**

Establishments in this major group are primarily engaged in selling clothing of all kinds and related articles for personal wear and adornment. Not included are establishments which meet the criteria for "Department stores" (SIC 5311) or "Miscellaneous general merchandise stores" (SIC 5399) even though most of their receipts are from the sale of apparel and apparel accessories.

**Women's clothing stores (SIC 562).** Establishments primarily selling women's and girls' ready-to-wear apparel. Establishments are included in this category if (1) sales of all types of apparel (except as noted in the definition for general merchandise group stores) account for 50 percent or more of total sales, (2) sales of all women's and girls' apparel are three or more times the sales of men's and boys' apparel, and (3) sales of dresses, skirts, slacks, coats, suits, and furs are two or more times greater than the sales of millinery, hosiery, underwear, blouses, handbags, and other apparel and accessories.

**Women's accessory and specialty stores (SIC 563).** Establishments primarily engaged in the retail sale of women's accessories and specialties, such as millinery, blouses, foundation garments, lingerie, hosiery, costume jewelry, gloves, handbags, and furs (including custom-made furs).

**Children's and infants' wear stores (SIC 564).** Establishments primarily engaged in the retail sale of children's and infants' clothing, furnishings, and accessories. They may specialize in either children's or infants' wear or sell a combination of children's and infants' wear.

**Family clothing stores (SIC 565).** Establishments primarily selling clothing, furnishings, and accessories for men, women, and children, without specializing in any one line. Establishments are included in this category if (1) sales of all types of apparel (except as noted in the definition for general merchandise group stores) account for 50 percent or more of their total sales, (2) sales of all women's and girls' apparel are not more than three times the sales of men's and boys' apparel, and (3) sales of men's and boys' apparel are not more than three times the sales of all women's and girls' apparel.

#### Home Furniture, Furnishings, and Equipment Stores (SIC Major Group 57)

This major group includes retail stores selling goods used for furnishing the home, such as furniture, floor coverings, and other household electrical and gas appliances. Establishments selling electrical and gas appliances are included in this group only if the major part of their sales consists of articles for home use. Dealers primarily engaged in selling antique and secondhand furniture are classified in SIC 593. Stores primarily engaged in selling merchandise but also providing an interior decorating service are classified according to the merchandise handled.

#### Eating and Drinking Places (SIC Major Group 58)

This major group includes retail establishments selling prepared foods and drinks for consumption on the premises; it also includes lunch counters and refreshment stands selling prepared foods and drinks for immediate consumption. Restaurants, lunch counters, and drinking places operated as a subordinate service facility by other establishments are not included in this industry unless they are operated as leased departments by outside operators. Thus, restaurants and coffee shops operated by hotels are classified in SIC Major Group 70, and those operated by department stores are classified in SIC Major Group 53.

**Eating places (SIC 5812).** Establishments primarily engaged in the retail sale of prepared foods and drinks for on-premise or immediate consumption. Caterers and industrial and institutional food service establishments are also included in this industry.

**Drinking places (alcoholic beverages) (SIC 5813).** Establishments primarily engaged in the retail sale of alcoholic drinks such as beer, ale, wine, and liquor for consumption on the premises. The sale of food frequently accounts for a substantial portion of the receipts of these establishments.

#### Miscellaneous Retail (SIC Major Group 59)

This major group includes retail establishments, not elsewhere classified. These establishments fall into the following categories: drug stores, liquor stores, used merchandise stores, miscellaneous shopping goods stores, nonstore retailers, fuel dealers, and miscellaneous retail stores, not elsewhere classified.

#### Services (SIC Division I, Major Groups 472; 70 through 79, except 702 and 704; 8072, 8111, 84, 871, 8731, 8732, 8734, and 874)

This division includes establishments primarily engaged in rendering a wide variety of services to individuals, business and government establishments, and other organizations.

#### Arrangement of Passenger Transportation (SIC Industry 472)

Establishments primarily engaged in furnishing travel information and acting as agents in arranging tours, transportation, rental cars, and lodging for travelers are classified in this industry. Tour operators primarily engaged in arranging and assembling tours for sale through travel agents or selling their own tours directly to travelers are also included in this industry. Establishments primarily engaged in arranging passenger transportation, such as ticket offices, not operated by transportation companies, for railroads, buses, ships, and airlines are classified as part of this industry.

#### Hotels, Rooming Houses, Camps, and Other Lodging Places (SIC Major Group 70, except 702 and 704)

This major group includes commercial and noncommercial establishments engaged in furnishing lodging, or lodging and meals, and camping space and camping facilities.

**Hotels and motels (SIC 7011).** Commercial establishments, known to the public as hotels, motor hotels, motels, or tourist courts, primarily engaged in providing lodging, or lodging and meals, for the general public. Hotels which are operated by membership organizations and open to the general public are included in this industry. Hotels operated by organizations for their members only are classified in

industry 7041. Apartment hotels are classified in Real-Estate, Industry 6513; rooming and boarding houses are classified in Industry 7021; and sporting and recreational camps are classified in Industry 7032.

### Personal Services (SIC Major Group 72)

This major group includes establishments primarily engaged in providing services generally to individuals, such as laundries, dry cleaning plants, portrait photographic studios, and beauty and barber shops. Also included are establishments operating as industrial launderers and those primarily engaged in providing linen supply services to commercial and business establishments.

**Laundry, cleaning, and garment services (SIC 721).** Establishments primarily engaged in operating mechanical laundries or furnishing laundry services, linen supply houses and industrial launderers, diaper service establishments, self-service laundries, and dyeing plants.

**Beauty shops (SIC 723).** Establishments primarily engaged in providing beauty services or both beauty and barber services. Beauty and cosmetology schools are also included. Beauty shop concessions (owned and operated by concessionaires) in hotels, department stores, etc., are classified in this industry and treated as separate establishments. However, beauty shops owned by and operated as part of other businesses (e.g., hotels, department stores) are considered part of the main establishment.

**Barber shops (SIC 724).** Establishments primarily engaged in providing barber and men's hair styling services. Barber colleges also are included. Barber shop concessions (owned and operated by concessionaires) in hotels, department stores, etc., are classified in this industry and treated as separate establishments. However, barber shops owned by and operated as part of other businesses (e.g., hotels, department stores) are considered part of the main establishment.

### Business Services (SIC Major Group 73)

This major group includes establishments primarily engaged in rendering services, not elsewhere classified, to business establishments on a contract or fee basis, such as advertising, credit reporting, collection of claims, mailing, reproduction, stenographic, news syndicates, computer programming, photocopying, duplicating, data processing, services to buildings, and help supply services. Establishments primarily engaged in providing engineering, accounting, research, management, and related services are classified in Major Group 87. Establishments which provided specialized services closely allied to activities covered in other divisions are classified in such divisions.

### Automotive Repair, Services, and Parking (SIC Major Group 75)

This major group includes establishments primarily engaged in furnishing automotive repair, parking, rental, and other services to the general public. Similar facilities owned and operated by concerns for their own use and not available to the general public are treated as auxiliary establishments of those concerns and are not included. Automobile repair departments maintained by establishments engaged in the sale of new automobiles are classified in retail trade, as are gasoline service stations (where sales of merchandise, including fuel, exceed repair receipts). Automobile driving instructions are not included in the census.

**Automotive rental and leasing, without drivers (SIC 751).** Establishments primarily engaged in daily or extended-term rental or leasing of passenger automobiles, trucks, truck tractors and trailers, and other automotive equipment without drivers. Establishments primarily engaged in finance leasing are not included in the census.

**Automotive repair shops (SIC 753).** Establishments primarily engaged in the general repair of automotive vehicles; in the repair of automotive tops, bodies, and interiors; in repairing and retreading automotive tires; in automotive painting and refinishing; in automotive glass replacement; and in specialized automotive repair, such as fuel service, brake relining, and exhaust system repair.

### Miscellaneous Repair Services (SIC Major Group 76)

This major group includes establishments primarily engaged in miscellaneous repair services. Repair departments of retail dealers or manufacturers are not included unless operated as separate establishments and reported as such. This group does not include some repair services, of which the more important are: repair to structures (classified in Construction); automotive repair services, classified in SIC Major Group 75; garment and shoe repair, classified in SIC Major Group 72; and computer maintenance repair services, classified in SIC Major Group 73. Excluded are ship and boat and railroad repair shops, which are classified in manufacturing.

**Electrical repair shops (SIC 762).** Establishments primarily engaged in servicing and repairing radios, television sets, phonographs, high fidelity (hi-fi) or stereophonic equipment, and tape recorders. Also included are establishments engaged in installing and repairing televisions; amateur and citizens' band antennas; installing and servicing radio transmitting and receiving equipment in home offices, small boats, automobiles, or other vehicles; servicing and repairing household and commercial refrigerators, and air-conditioning and refrigeration equipment; or primarily engaged in repairing electrical and electronic equipment not elsewhere classified, such as electrical

household appliances and electrical and electronic industrial equipment. This industry does not include establishments primarily engaged in the installation, repair, or maintenance of radio and television broadcasting equipment (as distinguished from low-powered business, amateur, and personal radio communication equipment); industrial or commercial electronic devices such as diathermy, x-ray, heat-treating, and welding equipment; electronic computers and similar devices (SIC 7378). Establishments primarily engaged in servicing and repairing gas refrigeration equipment are classified in SIC 7699.

#### **Motion Pictures and Amusement and Recreation Services (SIC Major Group 78 and 79)**

These major groups include establishments primarily engaged in providing amusement, recreation, or entertainment, including producing and distributing motion pictures, exhibiting motion pictures in commercially operated theaters, and furnishing services to the motion picture industry. The term "motion pictures" includes similar production for television or other media using film tape or other means.

#### **Legal Services (SIC Industry 8111)**

Establishments, the head or heads of which are members of the bar, engaged in offering legal advice or services.

#### **Museums, Art Galleries, and Botanical and Zoological Gardens (SIC Major Group 84)**

This major group includes museums, art galleries, arboreta, and botanical and zoological gardens. These establishments are often of historical, educational, or cultural interest.

#### **Engineering, Architectural, and Surveying Services (SIC Industry 871)**

Establishments primarily engaged in performing professional services in the fields of architecture, engineering, and land surveying. Graphic arts and related design are classified in SIC 7336; drafting services and systems engineering or design (not computer related) in SIC 7389; and computer related systems engineering or design in SIC 737. Establishments primarily engaged in construction contracting are classified in construction. Landscape architects are classified in agricultural services and are not included in the census.

#### **Management and Public Relations Services (SIC 874)**

Establishments primarily engaged in furnishing general or specialized management services on a day-to-day basis and on a contract or fee basis. Also included in this industry are the management consulting services, the public relations services, the facilities support management services, and other business consulting services.

---

## Appendix B. Report Form and Information Sheet

---

The 1997 report form and information sheet are shown on the following pages.



**1997 ECONOMIC CENSUS**

**COMMONWEALTH OF THE NORTHERN MARIANA ISLANDS**

OMB No. 0607-0839: Approval Expires 03/31/2000

**PLEASE RETURN THIS REPORT FORM WITHIN THE NEXT 30 DAYS**

If you have questions about completing this report, please write the Census Bureau. In any communication, be sure to refer to the 11-digit Census File Number (CFN) printed in the label to the right. Return your completed form to:

BUREAU OF THE CENSUS  
ATTENTION: OUTLYING AREAS  
1201 East Tenth Street  
Jeffersonville, IN 47134-0001

**OA-9883**

*Please read the accompanying instructions before answering the questions. If records are not available, reasonable estimates are acceptable.*

Census use only

*(Please correct any errors in name, address, and ZIP Code.)*

**YOUR RESPONSE IS REQUIRED BY LAW.** Title 13, United States Code, requires businesses and other organizations that receive this questionnaire to answer the questions and return the report to the Census Bureau. By the same law, **YOUR CENSUS REPORT IS CONFIDENTIAL.** It may be seen only by Census Bureau employees and may be used only for statistical purposes. Further, copies retained in respondents' files are immune from legal process.

**Item 1. PHYSICAL LOCATION**

**a. What is the PHYSICAL location of this establishment if different from the mailing address?**

*If the location cannot be described by number and street name, give as much information as possible such as name of shopping center, street intersection, highway number, or distance from nearest town.*

**NOTE** - P.O. boxes or rural routes are not physical locations.

Number and street or location description

**b. On what island is this establishment physically located?**

109

**Item 3. OPERATIONAL STATUS (Continued)**

**b. Which of the following best describes the operational status of this establishment at the end of 1997?**

Mark (X) only ONE box.

- |     |   |       |     |      |
|-----|---|-------|-----|------|
| 001 | 1 <input type="checkbox"/> In operation                                     | Month | Day | Year |
|     | 2 <input type="checkbox"/> Temporarily or seasonally inactive               |       |     |      |
|     | 3 <input type="checkbox"/> Ceased operation - Give date →                   |       |     |      |
|     | 4 <input type="checkbox"/> Sold or leased to another operator - Give date → |       |     |      |
- AND enter name, etc., below ↘

Name of new owner or operator

Number and street

City or town

State

ZIP Code

**Item 4. LEGAL FORM OF ORGANIZATION**

**Which of the following best describes the legal form of organization of this establishment at the end of 1997?**

Mark (X) only ONE box.

- 003
- 1  Individual proprietorship
- 2  Partnership
- 0  Corporation
- 5  Government - Specify \_\_\_\_\_
- 9  Other - Specify \_\_\_\_\_

**Item 5. CITIZENSHIP STATUS**

**Which of the following best describes the citizenship status of the owner/ownership of this establishment in 1997? Mark (X) only ONE box.**

- 110
- 1  U.S.-CNMI born
- 2  U.S.-Other
- 3  Japan
- 4  Phillipines
- 5  Korea
- 6  Other - Specify ↘ \_\_\_\_\_

**Item 2. EMPLOYER IDENTIFICATION NUMBER**

**Is the Employer Identification Number (EIN) shown in the label the same as that used for this establishment on its latest 1997 Employer's Quarterly Federal Tax Return, Internal Revenue Service (IRS) Form 941-SS?**

094 1  YES

2  NO - Enter current EIN (9 digits) →

    -    |    |    |    |    |    |    |    |    |

**Item 3. OPERATIONAL STATUS**

**a. How many months during 1997 did this firm or organization actively operate this establishment?**

Number of months

002

**YOUR RESPONSE IS REQUIRED BY LAW.**



HOW TO REPORT DOLLAR FIGURES	Report dollar values rounded to thousands.	Mil- lions (000)	Thou- sands (000)	Dol- lars (000)
	<b>EXAMPLE:</b> Report \$1,125,628 as →	<b>1</b>	<b>126</b>	

<b>Item 6. DOLLAR VOLUME OF BUSINESS</b>			
<b>What was the total dollar volume of merchandise sales and other operating receipts for this establishment in 1997?</b>	Mil.	Thou.	Dol.
	010		

<b>Item 7. PAYROLL IN 1997 BEFORE DEDUCTIONS</b>			
<b>a. What was the total ANNUAL payroll, before deductions, for this establishment in 1997?</b>	Mil.	Thou.	Dol.
	030		
<b>b. What was the FIRST QUARTER (January-March) payroll, before deductions?</b>	Mil.	Thou.	Dol.
	031		

<b>Item 8. EMPLOYMENT IN 1997</b>		Number
<b>a. How many EMPLOYEES (full- and part-time) were on your payroll during the pay period which included March 12, 1997?</b>	Mil.	Thou.
	032	
<b>b. How many PROPRIETORS and PARTNERS worked 15 or more hours during the week which included March 12, 1997?</b>	Mil.	Thou.
	104	
<b>c. How many UNPAID FAMILY members worked 15 or more hours during the week which included March 12, 1997?</b>	Mil.	Thou.
	105	

<b>Item 9. KIND OF BUSINESS OR ACTIVITY</b>	
<b>What was the PRINCIPAL kind of business for this establishment in 1997 (or activity by which this establishment is known to the trade or public)? Mark (X) only ONE box.</b>	
	070
<b>Agricultural services or production</b> . . . . .	<input type="checkbox"/> 0100
<b>Mining</b> . . . . .	<input type="checkbox"/> 1000
<b>Construction</b>	
General building contractor . . . . .	<input type="checkbox"/> 1500
Heavy construction – streets, bridges, sewers, etc. . . . .	<input type="checkbox"/> 1600
Special trade contractor – painting, electrical work, plumbing, etc. . . . .	<input type="checkbox"/> 1700
<b>Manufacturing – Specify</b> . . . . .	<input type="checkbox"/> 2000
<hr/>	
<b>Travel agencies and other passenger transportation services</b>	
Water transportation services . . . . .	<input type="checkbox"/> 4499
Travel agency . . . . .	<input type="checkbox"/> 4724
Tour operator . . . . .	<input type="checkbox"/> 4725
Other services in arranging passenger transportation . . . . .	<input type="checkbox"/> 4729
<b>Wholesale trade</b>	
Durable goods . . . . .	<input type="checkbox"/> 5000
Nondurable goods . . . . .	<input type="checkbox"/> 5100
<b>Retail trade</b>	
Hardware store . . . . .	<input type="checkbox"/> 5251
General merchandise store . . . . .	<input type="checkbox"/> 5399
Grocery store . . . . .	<input type="checkbox"/> 5411
Meat and fish market . . . . .	<input type="checkbox"/> 5421
Retail bakery . . . . .	<input type="checkbox"/> 5461
New and used car dealer . . . . .	<input type="checkbox"/> 5511
Auto and home supply store . . . . .	<input type="checkbox"/> 5531
Gasoline service station . . . . .	<input type="checkbox"/> 5541
Clothing store, men's and boys' . . . . .	<input type="checkbox"/> 5611
Women's clothing store . . . . .	<input type="checkbox"/> 5621
Family clothing store . . . . .	<input type="checkbox"/> 5651
Shoe store . . . . .	<input type="checkbox"/> 5661
Specialized apparel and accessory store – T-shirts, uniforms, bathing suits, etc. . . . .	<input type="checkbox"/> 5699
Furniture store . . . . .	<input type="checkbox"/> 5712
Homefurnishing store – carpet, floor tile, drapery, etc. . . . .	<input type="checkbox"/> 5719
Household appliance store . . . . .	<input type="checkbox"/> 5722

<b>Item 9. KIND OF BUSINESS OR ACTIVITY (Continued)</b>	
Radio, TV, and electronic store . . . . .	<input type="checkbox"/> 5731
Eating place—restaurant, cafeteria, etc. . . . .	<input type="checkbox"/> 5812
Drinking place—tavern, bar, nightclub, etc. . . . .	<input type="checkbox"/> 5813
Drug store (prescriptions filled) . . . . .	<input type="checkbox"/> 5912
Liquor store . . . . .	<input type="checkbox"/> 5921
Sporting goods store or bicycle shop . . . . .	<input type="checkbox"/> 5941
Book store . . . . .	<input type="checkbox"/> 5942
Stationery store . . . . .	<input type="checkbox"/> 5943
Jewelry store . . . . .	<input type="checkbox"/> 5944
Gift, novelty, and souvenir store . . . . .	<input type="checkbox"/> 5947
Luggage or leather goods store . . . . .	<input type="checkbox"/> 5948
Florist . . . . .	<input type="checkbox"/> 5992
Optical goods store . . . . .	<input type="checkbox"/> 5995
Other kind of retail business – <i>Specify</i> . . . . .	<input type="checkbox"/> 5999
<hr/>	
<b>Finance, insurance, and real estate</b>	
Subdivider and developer, except cemeteries . . . . .	<input type="checkbox"/> 6552
Other kind of finance, insurance, and real estate – <i>Specify</i> . . . . .	<input type="checkbox"/> 6999
<hr/>	
<b>Hotels, motels, and guest houses</b>	
Hotel with 15 or more guestrooms . . . . .	<input type="checkbox"/> 7011
Hotel with less than 15 guestrooms . . . . .	<input type="checkbox"/> 7012
Guest houses . . . . .	<input type="checkbox"/> 7016
Other kind of lodging activity – <i>Specify</i> . . . . .	<input type="checkbox"/> 7099
<hr/>	
<b>Services</b>	
Coin-operated laundries and drycleaning . . . . .	<input type="checkbox"/> 7215
Beauty shop . . . . .	<input type="checkbox"/> 7231
Barber shop . . . . .	<input type="checkbox"/> 7241
Advertising agency . . . . .	<input type="checkbox"/> 7311
Building maintenance services . . . . .	<input type="checkbox"/> 7349
Heavy construction equipment rental . . . . .	<input type="checkbox"/> 7353
Equipment rental and leasing – furniture, party supplies, etc. . . . .	<input type="checkbox"/> 7359
Help supply services . . . . .	<input type="checkbox"/> 7363
Film developing services . . . . .	<input type="checkbox"/> 7384
Passenger car rental . . . . .	<input type="checkbox"/> 7514
Automotive paint and body shop . . . . .	<input type="checkbox"/> 7532
Automotive repair shop . . . . .	<input type="checkbox"/> 7539
Refrigeration and air conditioning service . . . . .	<input type="checkbox"/> 7623
Other electrical and electronic repair shop . . . . .	<input type="checkbox"/> 7629
Other repair services – <i>Specify</i> . . . . .	<input type="checkbox"/> 7699
<hr/>	
Video tape rental . . . . .	<input type="checkbox"/> 7841
Amusement and recreation services – <i>Specify</i> . . . . .	<input type="checkbox"/> 7999
<hr/>	
Medical doctor's office, including clinics . . . . .	<input type="checkbox"/> 8011
Dentist's office, including orthodontist . . . . .	<input type="checkbox"/> 8021
Legal services, including legal aid . . . . .	<input type="checkbox"/> 8111
Engineering services . . . . .	<input type="checkbox"/> 8711
Architectural services . . . . .	<input type="checkbox"/> 8712
Surveying services . . . . .	<input type="checkbox"/> 8713
Management services . . . . .	<input type="checkbox"/> 8741
Business consultant . . . . .	<input type="checkbox"/> 8748
Private household – (domestic help, e.g., cooks, etc.) . . . . .	<input type="checkbox"/> 8811
Other business or activity – <i>Specify</i> . . . . .	<input type="checkbox"/> 8999

If not shown, please enter your 11-digit Census File Number from the address label on page 1

Census File Number

HOW TO REPORT PERCENTS

Report percentages as whole numbers  
**EXAMPLE:** Report 38.76% as →

Percent  
**39** %

**Item 10. CLASS OF CUSTOMER**

What was the percentage of 1997 sales or receipts (item 6) to each customer class?

	Percent
To farmers for farm use	202 %
To the general public	203 %
To eating and drinking establishments (Include restaurants and nightclubs.)	204 %
To retail establishments (Exclude eating and drinking places.)	205 %
To exporters (Products or services sold outside of CNMI.)	206 %
To wholesale establishments	207 %
To hotels	208 %
To travel agencies and other passenger transportation services	209 %
To other service establishments (Include truck rental and leasing, passenger car rental and leasing, and utility trailer and recreational vehicle rental.)	210 %
To apparel manufactures	213 %
To other manufacture establishments (Include non-apparel manufacturing and mining or quarrying.)	218 %
To construction firms or contractors	219 %
To banks, insurance, and real estate companies	220 %
To governmental bodies (Federal and Commonwealth)	221 %
<b>TOTAL</b>	<b>100</b> %

**Item 11. SOURCE OF SALES OR RECEIPTS**

a. What was the estimated percentage of total 1997 sales or receipts (item 6) for products manufactured at this location?

b. What were the principal lines of merchandise sold, types of construction work done, products produced, or services provided? Estimate the percentage each was of the sales or receipts in 1997 (item 6) (e.g., gasoline 85%, auto repairs 10%, oil 5%).

Source	Percent
	331 %
	%
	%
	%
	%
	%
	%
	%
	%
	%
<b>TOTAL</b>	<b>100</b> %

**Item 12. CLASS OF BUSINESS**

a. What was the total dollar value of purchases for materials and services by this establishment in 1997 (excluding payroll)?

Mil.	Thou.	Dol.
386		

b. What was the percentage of 1997 purchases for materials and services (item 12a) from each business class?

	Percent
From farmers	387 %
From eating and drinking establishments (Include restaurants and nightclubs.)	388 %
From retail establishments (Exclude eating and drinking places.)	389 %
From importers (Materials or services bought outside of CNMI.)	391 %
From wholesale establishments	392 %
From hotels	393 %
From travel agencies and other passenger transportation services	394 %
From other service establishments (Include truck rental and leasing, passenger car rental and leasing, and utility trailer and recreational vehicle rental.)	395 %
From apparel manufactures	396 %
From other manufacture establishments (Include non-apparel manufacturing and mining or quarrying.)	397 %
From construction firms or contractors	398 %
From banks, insurance, and real estate companies	399 %
From governmental bodies (Federal and Commonwealth, include tax paid.)	403 %
<b>TOTAL</b>	<b>100</b> %



# INFORMATION SHEET

## ECONOMIC CENSUS OF THE COMMONWEALTH OF THE NORTHERN MARIANA ISLANDS, GUAM, AND THE VIRGIN ISLANDS

### GENERAL INFORMATION

Respondents are not required to respond to any information collection unless it displays a valid approval number from the Office of Management and Budget (OMB). The OMB 8-digit number appears in the upper right corner of the questionnaire.

This report should cover calendar year 1997. If records are not available, estimates are acceptable.

An establishment is defined as a single physical location where business is conducted or industrial operations are performed. A separate report form is required for each establishment.

### Instructions for Selected Items:

#### PHYSICAL LOCATION

Part a:

Fill in if the address shown in the address section on the front cover of the report form is different from the physical location of the establishment.

Part b:

Always identify the geographic boundaries where your establishment is physically located regardless of your response to part a.

#### DOLLAR VOLUME OF BUSINESS

**YOUR RESPONSE IS STRICTLY CONFIDENTIAL.** Your company's report will be used solely for developing summary statistics. IT CANNOT BE USED FOR PURPOSES OF TAXATION, INVESTIGATION, OR REGULATION.

Include:

- Gross receipts for merchandise sold, services provided, products shipped, and construction work done in 1997, whether or not payment was received in 1997.
- Amounts received for work even though work may have been subcontracted to others.
- Commissions, fees, and other operating income for **service industries** operating on a commission basis, such as travel agencies and advertising agencies. Do NOT include gross billings or sales.
- Actual sales value of the products sold rather than commissions received for **retailers** and **wholesalers** selling merchandise on a consignment or commission basis.
- Receipts for delivery, installation, maintenance, repair, alteration, storage, and other services.

Exclude:

- Sales or other taxes collected directly from customers and paid directly to a local, territorial, or Federal tax agency.
- Sales and receipts from departments or concessions operated by other companies.
- Commissions from vending machines operated by others.
- Nonoperating income from sources such as investments, rental or sale of real estate, and interest.

#### PAYROLL

Definitions are the same as those used on the Employer's Quarterly Federal Tax Return, Internal Revenue Service (IRS) Form 941-SS.

Include:

- Wages, salaries, tips, vacation allowances, bonuses, commissions, and other compensation paid to employees during 1997, whether or not subject to income or FICA tax.
- Salaries of officers and executives of a corporation.

Exclude:

- Payments to or withdrawals by proprietors or partners of an unincorporated company.
- Annuities or supplemental unemployment compensation benefits, even if income tax was withheld.

#### EMPLOYMENT

Include:

Part a:

- All full- and part-time employees on the payroll during the pay period including March 12, 1997.
- Salaried officers and executives of a corporation.
- Employees on paid sick leave, paid vacations, and paid holidays.

Part b:

Proprietors or partners of an unincorporated company working 15 or more hours during the week of March 12, 1997.

Part c:

Unpaid family workers of an unincorporated company working 15 or more hours during the week of March 12, 1997.

### PURCHASES FROM OTHER BUSINESSES

This item is applicable for Guam Form OA-9863 and Virgin Islands Form OA-9873 only.

Estimate the percent of the dollar value of purchases for supplies and materials and services, respectively, according to the specified types.

For example: The table below shows that of the dollar value of purchases for supplies and materials, 75 percent were local purchases and 25 percent not local. Of the dollar value of purchases for services, 90 percent were local purchases and 10 percent not local.

Item 11. PURCHASES FROM OTHER BUSINESSES		What was the estimated percentage of the total dollar value of 1997 purchases for each of the listed items?	
		Percent	
Supplies and materials purchased		987	75 %
a. Locally			
b. Not locally		989	25 %
<b>TOTAL</b>			<b>100 %</b>
Services purchased		991	90 %
c. Locally			
d. Not locally		993	10 %
<b>TOTAL</b>			<b>100 %</b>

### OWNERSHIP, CONTROL, AND LOCATIONS OF OPERATION

Part a:

**MARK "YES" if** – ANOTHER company owns, controls the management and policies of, or has the ability to appoint a board of directors for this company.

**MARK "NO" if** –

- This company has a franchise entitling it to use a trade name, but is not owned or controlled by the franchisor.
- This company has one or more leased departments in a company owned by another, but the other company (lessor) does not own or control the department(s).
- This company is engaged in the management of a business owned by others.

Part b:

Indicate whether this company owns more than 50 percent of the voting stock or has the authority to direct management and policies of any subsidiaries and/or affiliates.

Part c:

Include all selling and service locations and any other facilities such as warehouses, administrative offices, etc.

If MORE THAN ONE establishment was operating under the EIN:

- List the location of the headquarters first. Provide physical location address for each location.
- Data for establishments operated during 1997, but not in operation at the end of the year, should be combined with the headquarters location.
- The sums of sales and receipts and annual payroll should equal the amounts reported in the dollar volume of business and payroll items, respectively.
- If employees worked at more than one location, report annual payroll for employees at the ONE location where they spent most of their working time.

Public reporting burden for this collection of information is estimated to average 30 minutes per response, including the time for reviewing instructions, searching existing data sources, gathering and maintaining the data needed, and completing and reviewing the collection of information. Send comments regarding this burden estimate or any other aspect of this collection of information, including suggestions for reducing this burden, to the Associate Director for Administration/Comptroller, Attn: Paperwork Reduction Project 0607-0839, Room 3104, Federal Building 3, Bureau of the Census, Washington, D.C. 20233.

# Publication Program

## 1997 ECONOMIC CENSUS OF OUTLYING AREAS

Publications of the 1997 Economic Census of Outlying Areas containing data on construction, manufacturing, retail trade, wholesale trade, and service establishments are described below.

### Printed Reports

Puerto Rico—4 reports  
(OA97E-1 to -4)

*Retail Trade, Wholesale Trade, and Service Industries*

**Geographic Area Statistics (OA97E-1).** The area report presents data for the wholesale and retail trades and service industries. It includes varied kind-of-business detail on number of establishments, sales or receipts, payroll, employment, proprietors and partners working, and legal form of organization. Data are presented for Puerto Rico, commercial regions, and municipios. Retail trade data include total and selling floor space, franchise holders, and class of customer for selected kinds of business. Wholesale trade data on inventories, operating expenses, class of customer, and employment by principal activity are presented by kind of business. Data for hotels and motels by type of receipts and number of rooms are published for service industries.

*Retail Trade and Wholesale Trade*

**Subject Statistics (OA97E-2).** The subject report presents commodity and merchandise line sales data for retail and wholesale trade by kind of business for Puerto Rico.

*Construction Industries*

**Construction Industries (OA97E-3).** This report presents summary, industry, and geographic area statistics. The industry chapter presents 1997 data for industries on the number of construction establishments; value of construction work; employment; proprietors and partners working; payroll; hours worked; payments to subcontractors; payments for materials, components, and supplies; payments for power, fuels, and lubricants; payments for selected purchased services; payments for rental of machinery, equipment, and structures; value added; and capital expenditures during the year. Selected data are shown for selected industries by geographic location of establishments and by legal form of organization. Data are also provided for establishments by employment size.

*Manufactures*

**Manufactures (OA97E-4).** This report includes data on the number of establishments, employment, proprietors and partners working, payroll, value of shipments, value

added by manufactures, class of customer, inventories, costs of materials, capital expenditures, and country of destination. Statistics are shown by industry and geographic area.

Virgin Islands of the United States—1 report  
(OA97E-5)

This report presents data by kind of business for construction industries, manufactures, retail trade, wholesale trade, and service industries. In addition to data for the Virgin Islands as a whole, data are presented for St. Thomas and St. John (combined to prevent disclosure problems), St. Croix, and the towns of Charlotte Amalie, Christiansted, and Frederiksted.

Guam—1 report  
(OA97E-6)

This report presents data by kind of business for construction industries, manufactures, retail trade, wholesale trade, and service industries. Tables present data for Guam and its election districts.

Northern Mariana Islands—1 report  
(OA97E-7)

This report presents data by kind of business for construction industries, manufactures, retail trade, wholesale trade, and service industries. Tables present data for the Northern Mariana Islands and the four municipalities.

## ELECTRONIC MEDIA

All results of the 1997 Economic Census will be available on the Census Bureau Internet site ([www.census.gov](http://www.census.gov)) and on compact discs (CD-ROM) for sale by the Census Bureau. For more information, including a description of electronic and printed reports being issued, see the Internet site, or write to Bureau of the Census, Washington DC 20233-8300, or call Customer Services at 301-457-4100.

## OTHER ECONOMIC CENSUS REPORTS

Data on retail trade, wholesale trade, service industries, financial, insurance, real estate, construction industries, manufactures, mineral industries, transportation, communication, utilities, enterprise statistics, management of companies and enterprises, minority-owned businesses, and women-owned businesses in the United States are issued as part of the 1997 Economic Census. All published reports are sold by the Superintendent of Documents, U.S. Government Printing Office, Washington, DC 20402. Appropriate announcements and order forms describing these reports are available from the Census Bureau Internet site ([www.census.gov](http://www.census.gov)), or free of charge from the Marketing Services Office, Customer Services Division, Bureau of the Census, Washington, DC 20233-0800.

